802.11ac-VHT20 6dB Bandwidth

Channel 149 (5745MHz)

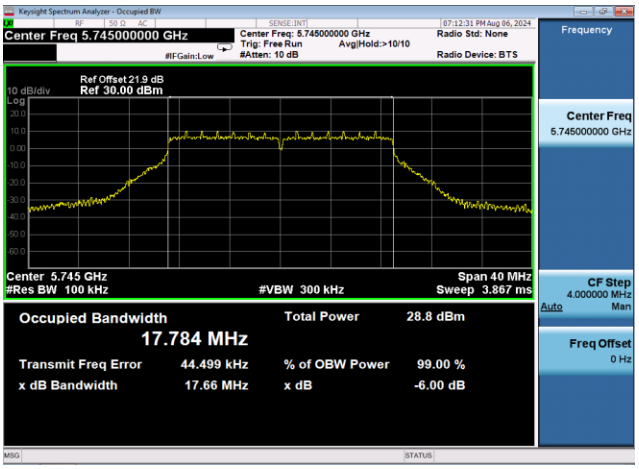

Channel 157 (5785MHz)

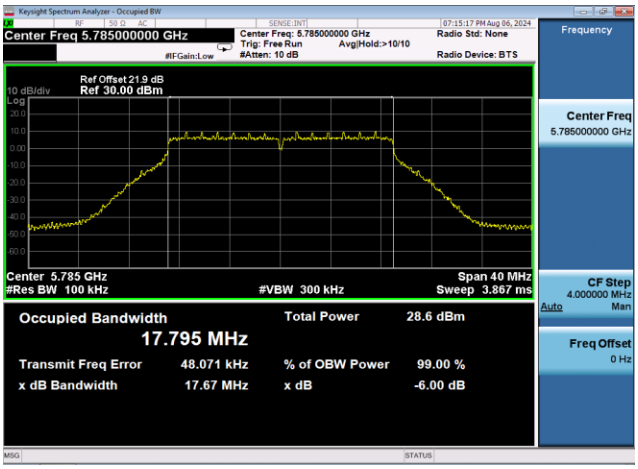

Channel 165 (5825MHz)

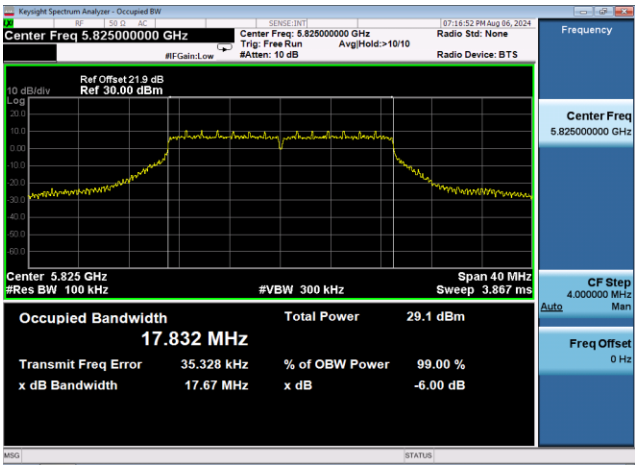

802.11ac-VHT40 6dB Bandwidth

Channel 151 (5755MHz)

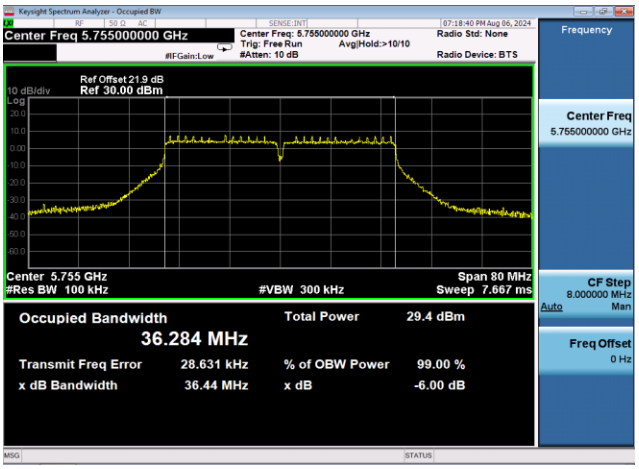

Channel 159 (5795MHz)

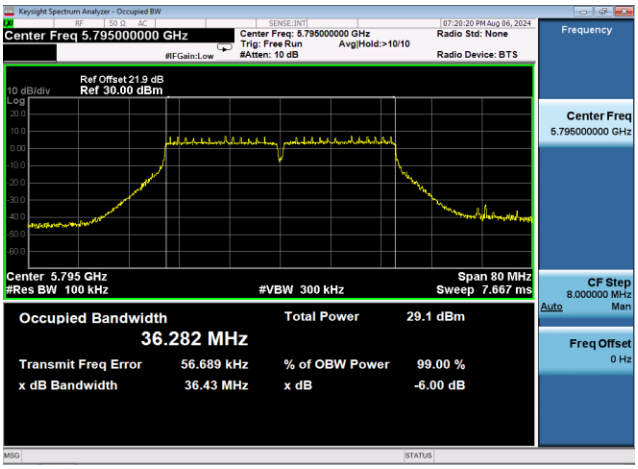

802.11ac-VHT80 6dB Bandwidth	
Channel 155 (5775MHz)	
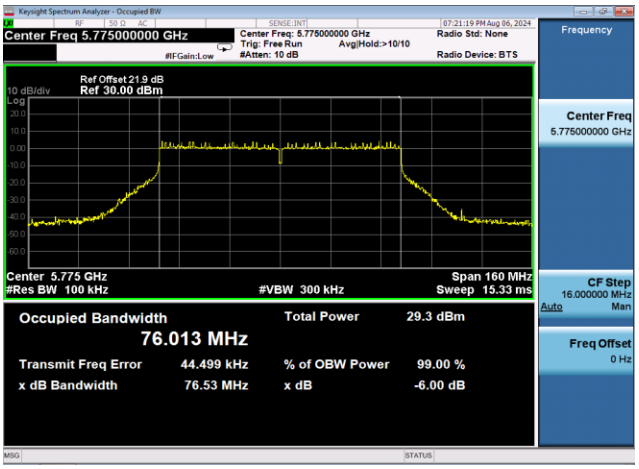	

802.11ax-HE20 6dB Bandwidth

Channel 149 (5745MHz)

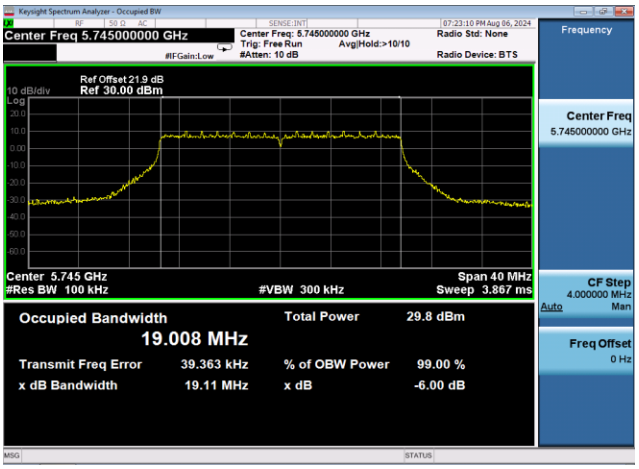

Channel 157 (5785MHz)

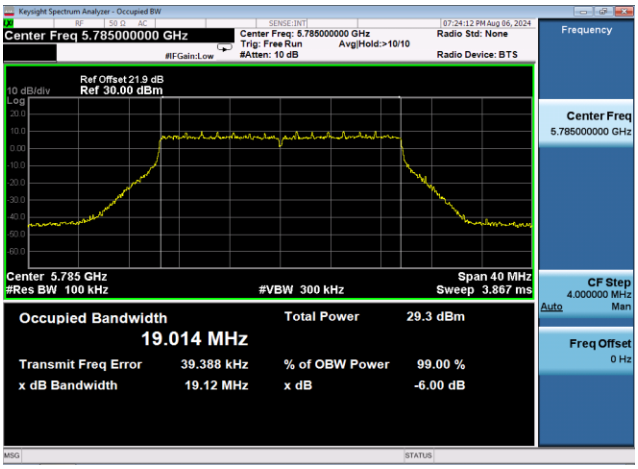

Channel 165 (5825MHz)

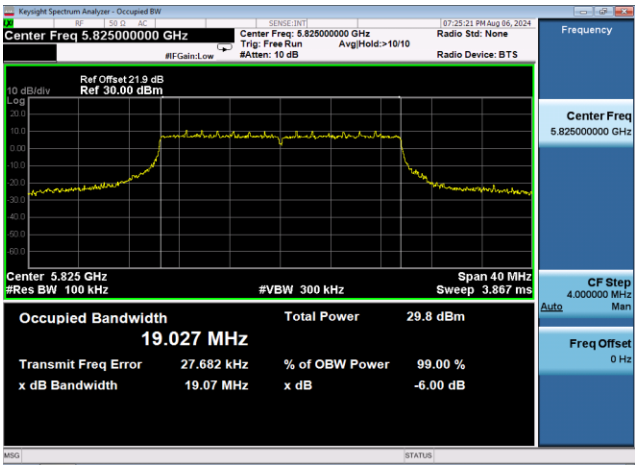

802.11ax-HE40 6dB Bandwidth

Channel 151 (5755MHz)

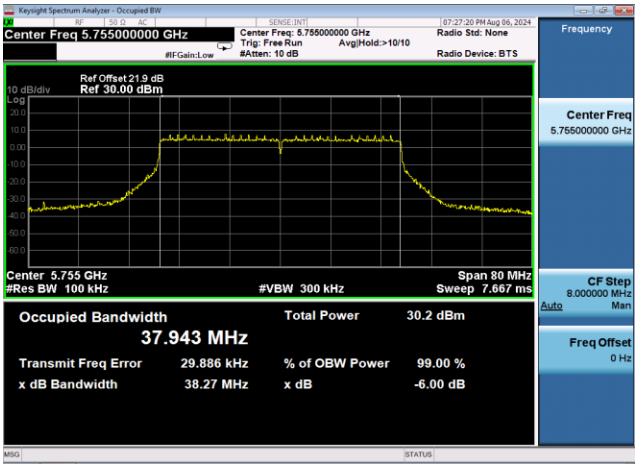

Channel 159 (5795MHz)

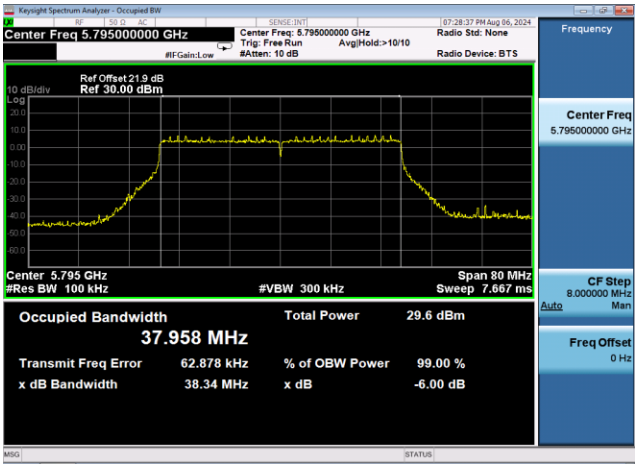

802.11ax-HE80 6dB Bandwidth	
Channel 155 (5775MHz)	
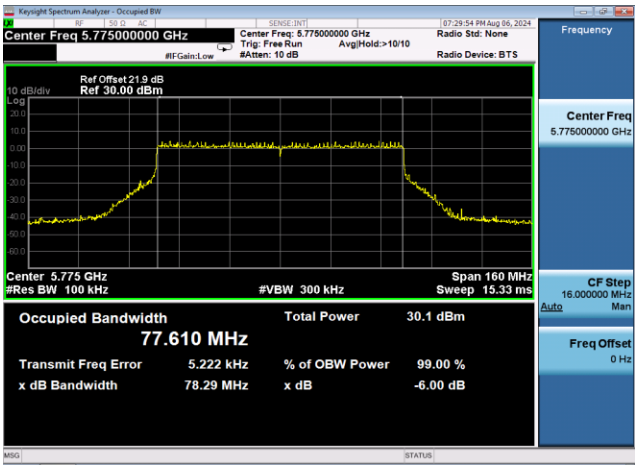	

802.11be-EHT20 6dB Bandwidth

Channel 149 (5745MHz)

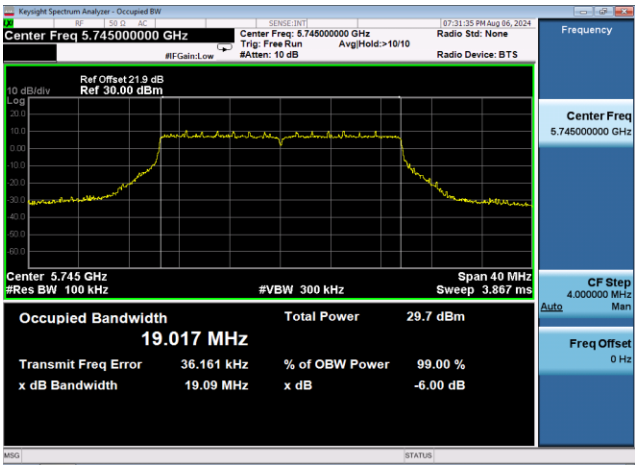

Channel 157 (5785MHz)

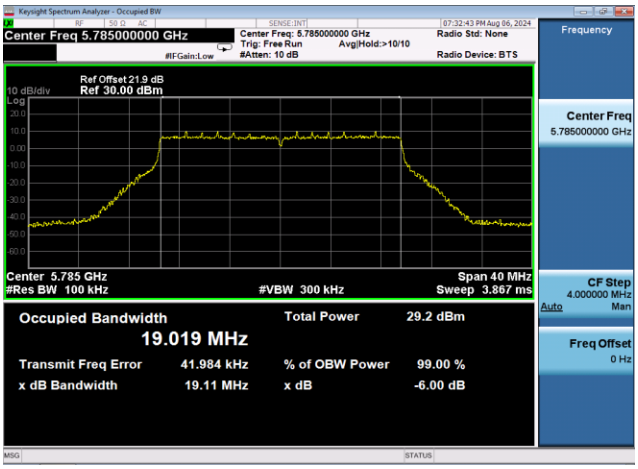

Channel 165 (5825MHz)

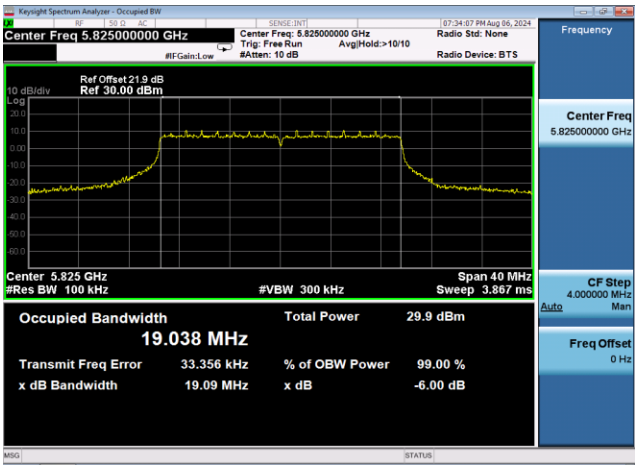

802.11be-EHT40 6dB Bandwidth

Channel 151 (5755MHz)

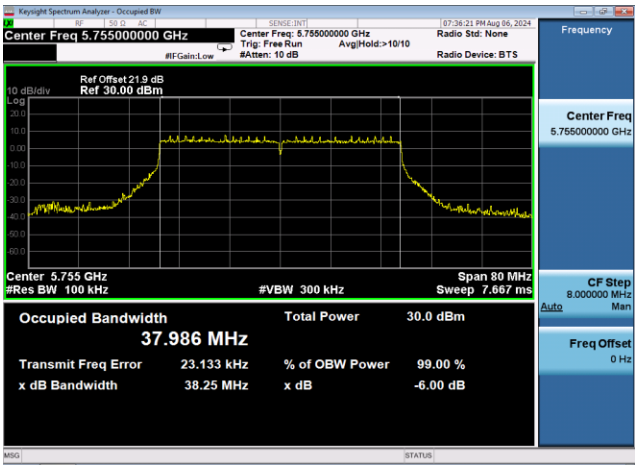

Channel 159 (5795MHz)

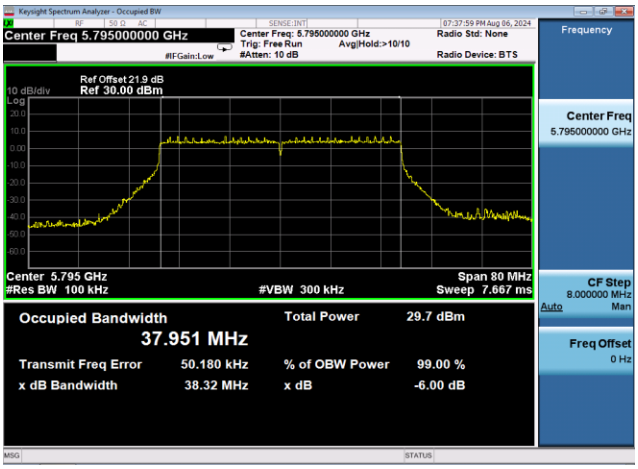

802.11be-EHT80 6dB Bandwidth	
Channel 155 (5775MHz)	
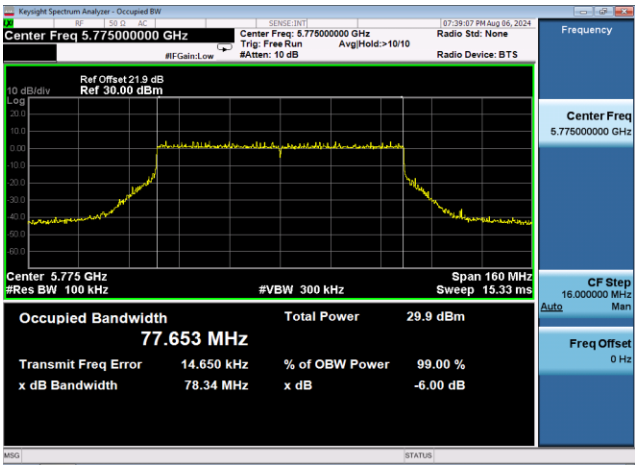	

A.4 Output Power Test Result

Test Site	NS-SR1	Test Engineer	Summer Tang
Test Date	2024-07-18 ~ 2024-08-12	Test Mode	CDD Mode

Test Mode	Data Rate MCS	Channel No.	Freq. (MHz)	Average Power (dBm)				Total Average Power (dBm)	Power Limit (dBm)	EIRP (dBm)	EIRP Limit (above 30 degrees) (dBm)
				Ant 0	Ant 1	Ant 2	Ant 3				
11a	6Mbps	36	5180	7.03	7.40	7.23	6.77	13.13	≤ 27.88	20.78	≤ 21
11a	6Mbps	44	5220	6.95	6.92	6.80	6.84	12.90	≤ 27.88	20.55	≤ 21
11a	6Mbps	48	5240	6.98	6.75	6.83	6.71	12.84	≤ 27.88	20.49	≤ 21
11a	6Mbps	52	5260	7.95	7.92	8.02	7.74	13.93	≤ 21.86	-	-
11a	6Mbps	60	5300	8.04	8.05	8.02	7.56	13.94	≤ 21.86	-	-
11a	6Mbps	64	5320	8.06	8.08	8.22	7.87	14.08	≤ 21.86	-	-
11a	6Mbps	100	5500	7.76	7.51	7.92	7.34	13.66	≤ 21.86	-	-
11a	6Mbps	116	5580	7.82	7.69	8.02	7.24	13.72	≤ 21.86	-	-
11a	6Mbps	140	5700	7.92	7.87	7.91	7.34	13.79	≤ 21.86	-	-
11a	6Mbps	144	5720	8.11	8.70	8.56	7.93	14.36	≤ 20.97	-	-
11a	6Mbps	149	5745	21.26	21.30	21.32	21.16	27.28	≤ 27.88	-	-
11a	6Mbps	157	5785	21.04	21.54	21.29	21.13	27.27	≤ 27.88	-	-
11a	6Mbps	165	5825	21.63	21.79	21.69	21.33	27.63	≤ 27.88	-	-
11ac-VHT20	MCS0	36	5180	7.10	7.49	7.39	6.92	13.25	≤ 27.88	20.90	≤ 21
11ac-VHT20	MCS0	44	5220	7.06	6.99	6.87	6.98	13.00	≤ 27.88	20.65	≤ 21
11ac-VHT20	MCS0	48	5240	7.05	6.89	6.88	6.76	12.92	≤ 27.88	20.57	≤ 21
11ac-VHT20	MCS0	52	5260	8.02	7.99	8.02	7.89	14.00	≤ 21.86	-	-
11ac-VHT20	MCS0	60	5300	8.05	7.96	8.07	7.88	14.01	≤ 21.86	-	-
11ac-VHT20	MCS0	64	5320	8.15	8.01	8.29	8.08	14.15	≤ 21.86	-	-
11ac-VHT20	MCS0	100	5500	7.89	7.65	8.01	7.56	13.80	≤ 21.86	-	-
11ac-VHT20	MCS0	116	5580	8.84	8.86	9.16	8.39	14.84	≤ 21.86	-	-
11ac-VHT20	MCS0	140	5700	8.72	8.83	8.98	8.58	14.80	≤ 21.86	-	-
11ac-VHT20	MCS0	144	5720	8.25	8.73	8.62	8.12	14.46	≤ 21.03	-	-
11ac-VHT20	MCS0	149	5745	21.37	21.23	21.32	21.21	27.30	≤ 27.88	-	-
11ac-VHT20	MCS0	157	5785	21.08	21.54	21.36	21.40	27.37	≤ 27.88	-	-
11ac-VHT20	MCS0	165	5825	21.63	21.82	21.71	21.41	27.67	≤ 27.88	-	-

Test Mode	Data Rate MCS	Channel No.	Freq. (MHz)	Average Power (dBm)				Total Average Power (dBm)	Power Limit (dBm)	EIRP (dBm)	EIRP Limit (above 30 degrees) (dBm)
				Ant 0	Ant 1	Ant 2	Ant 3				
11ac-VHT40	MCS0	38	5190	7.21	7.50	7.30	6.94	13.26	≤ 27.88	20.91	≤ 21
11ac-VHT40	MCS0	46	5230	7.22	7.28	7.17	7.12	13.22	≤ 27.88	20.87	≤ 21
11ac-VHT40	MCS0	54	5270	11.03	11.22	11.31	11.15	17.20	≤ 21.86	-	-
11ac-VHT40	MCS0	62	5310	11.32	11.27	11.32	11.29	17.32	≤ 21.86	-	-
11ac-VHT40	MCS0	102	5510	11.18	11.02	11.25	10.81	17.09	≤ 21.86	-	-
11ac-VHT40	MCS0	110	5550	10.95	11.16	11.26	10.85	17.08	≤ 21.86	-	-
11ac-VHT40	MCS0	134	5670	11.61	11.94	11.98	11.60	17.81	≤ 21.86	-	-
11ac-VHT40	MCS0	142	5710	11.84	11.87	11.84	11.75	17.85	≤ 21.86	-	-
11ac-VHT40	MCS0	151	5755	21.55	21.31	21.57	21.42	27.48	≤ 27.88	-	-
11ac-VHT40	MCS0	159	5795	21.23	21.42	21.53	21.38	27.41	≤ 27.88	-	-
11ac-VHT80	MCS0	42	5210	6.82	6.80	7.01	6.78	12.87	≤ 27.88	20.52	≤ 21
11ac-VHT80	MCS0	58	5290	13.83	13.96	14.01	13.88	19.94	≤ 21.86	-	-
11ac-VHT80	MCS0	106	5530	14.66	14.50	14.86	14.33	20.61	≤ 21.86	-	-
11ac-VHT80	MCS0	122	5610	14.20	14.12	14.13	13.68	20.06	≤ 21.86	-	-
11ac-VHT80	MCS0	138	5690	14.80	14.94	14.69	14.42	20.74	≤ 21.86	-	-
11ac-VHT80	MCS0	155	5775	21.28	21.41	21.33	21.28	27.35	≤ 27.88	-	-
11ax-HE20	MCS0	36	5180	7.30	7.31	7.41	7.09	13.30	≤ 27.88	20.95	≤ 21
11ax-HE20	MCS0	44	5220	7.27	7.15	7.08	7.05	13.16	≤ 27.88	20.81	≤ 21
11ax-HE20	MCS0	48	5240	7.25	7.05	7.03	6.86	13.07	≤ 27.88	20.72	≤ 21
11ax-HE20	MCS0	52	5260	9.10	9.14	8.96	8.99	15.07	≤ 21.86	-	-
11ax-HE20	MCS0	60	5300	9.12	9.20	8.99	9.08	15.12	≤ 21.86	-	-
11ax-HE20	MCS0	64	5320	9.24	9.31	9.42	9.21	15.32	≤ 21.86	-	-
11ax-HE20	MCS0	100	5500	9.21	8.80	9.08	8.75	14.98	≤ 21.86	-	-
11ax-HE20	MCS0	116	5580	9.01	9.07	9.38	8.63	15.05	≤ 21.86	-	-
11ax-HE20	MCS0	140	5700	8.89	9.05	9.10	8.78	14.98	≤ 21.86	-	-
11ax-HE20	MCS0	144	5720	8.40	8.86	8.79	8.31	14.62	≤ 21.05	-	-
11ax-HE20	MCS0	149	5745	21.54	21.48	21.56	21.39	27.51	≤ 27.88	-	-
11ax-HE20	MCS0	157	5785	21.20	21.67	21.43	21.62	27.50	≤ 27.88	-	-
11ax-HE20	MCS0	165	5825	21.88	21.91	21.75	21.63	27.81	≤ 27.88	-	-

Test Mode	Data Rate MCS	Channel No.	Freq. (MHz)	Average Power (dBm)				Total Average Power (dBm)	Power Limit (dBm)	EIRP (dBm)	EIRP Limit (above 30 degrees) (dBm)
				Ant 0	Ant 1	Ant 2	Ant 3				
11ax-HE40	MCS0	38	5190	6.29	6.28	6.53	5.94	12.29	≤ 27.88	19.94	≤ 21
11ax-HE40	MCS0	46	5230	7.22	7.29	7.13	7.07	13.20	≤ 27.88	20.85	≤ 21
11ax-HE40	MCS0	54	5270	11.08	11.23	11.37	11.16	17.23	≤ 21.86	-	-
11ax-HE40	MCS0	62	5310	11.29	11.37	11.34	11.37	17.36	≤ 21.86	-	-
11ax-HE40	MCS0	102	5510	11.26	11.01	11.40	10.85	17.16	≤ 21.86	-	-
11ax-HE40	MCS0	110	5550	10.96	11.22	11.27	10.87	17.10	≤ 21.86	-	-
11ax-HE40	MCS0	134	5670	11.71	11.91	12.01	11.53	17.81	≤ 21.86	-	-
11ax-HE40	MCS0	142	5710	11.82	11.87	11.96	11.81	17.89	≤ 21.86	-	-
11ax-HE40	MCS0	151	5755	21.53	21.33	21.53	21.33	27.45	≤ 27.88	-	-
11ax-HE40	MCS0	159	5795	21.33	21.39	21.48	21.43	27.43	≤ 27.88	-	-
11ax-HE80	MCS0	42	5210	6.83	6.82	6.98	6.76	12.87	≤ 27.88	20.52	≤ 21
11ax-HE80	MCS0	58	5290	13.89	13.87	14.06	13.83	19.93	≤ 21.86	-	-
11ax-HE80	MCS0	106	5530	14.71	14.54	14.90	14.36	20.65	≤ 21.86	-	-
11ax-HE80	MCS0	122	5610	15.27	14.87	15.25	14.79	21.07	≤ 21.86	-	-
11ax-HE80	MCS0	138	5690	14.82	14.94	14.80	14.45	20.78	≤ 21.86	-	-
11ax-HE80	MCS0	155	5775	21.36	21.48	21.35	21.30	27.39	≤ 27.88	-	-
11ax-HE160	MCS0	50	5250	6.87	6.72	6.96	6.60	12.81	≤ 21.86	20.46	≤ 21
11ax-HE160	MCS0	114	5570	15.02	14.96	15.08	14.76	20.98	≤ 21.86	-	-
11be-EHT20	MCS0	36	5180	6.30	6.28	6.49	5.91	12.27	≤ 27.88	19.92	≤ 21
11be-EHT20	MCS0	44	5220	7.19	7.15	6.99	7.07	13.12	≤ 27.88	20.77	≤ 21
11be-EHT20	MCS0	48	5240	7.15	6.97	6.98	6.88	13.02	≤ 27.88	20.67	≤ 21
11be-EHT20	MCS0	52	5260	9.06	9.08	9.03	8.95	15.05	≤ 21.86	-	-
11be-EHT20	MCS0	60	5300	9.05	9.10	9.02	9.06	15.08	≤ 21.86	-	-
11be-EHT20	MCS0	64	5320	8.26	8.13	8.38	8.20	14.26	≤ 21.86	-	-
11be-EHT20	MCS0	100	5500	9.19	8.68	9.01	8.66	14.91	≤ 21.86	-	-
11be-EHT20	MCS0	116	5580	8.95	8.89	9.31	8.52	14.95	≤ 21.86	-	-
11be-EHT20	MCS0	140	5700	8.83	8.90	9.05	8.70	14.89	≤ 21.86	-	-
11be-EHT20	MCS0	144	5720	8.35	8.74	8.65	8.27	14.53	≤ 21.02	-	-
11be-EHT20	MCS0	149	5745	21.40	21.30	21.32	21.36	27.37	≤ 27.88	-	-
11be-EHT20	MCS0	157	5785	21.22	21.60	21.27	21.47	27.41	≤ 27.88	-	-
11be-EHT20	MCS0	165	5825	21.80	21.81	21.71	21.52	27.73	≤ 27.88	-	-

Test Mode	Data Rate MCS	Channel No.	Freq. (MHz)	Average Power (dBm)				Total Average Power (dBm)	Power Limit (dBm)	EIRP (dBm)	EIRP Limit (above 30 degrees) (dBm)
				Ant 0	Ant 1	Ant 2	Ant 3				
11be-EHT40	MCS0	38	5190	7.02	7.41	7.32	6.81	13.17	≤ 27.88	20.82	≤ 21
11be-EHT40	MCS0	46	5230	7.01	7.11	6.96	6.91	13.02	≤ 27.88	20.67	≤ 21
11be-EHT40	MCS0	54	5270	10.88	11.12	11.24	10.97	17.08	≤ 21.86	-	-
11be-EHT40	MCS0	62	5310	11.10	11.14	11.21	11.19	17.18	≤ 21.86	-	-
11be-EHT40	MCS0	102	5510	11.97	11.88	12.15	11.63	17.93	≤ 21.86	-	-
11be-EHT40	MCS0	110	5550	11.84	11.96	12.03	11.61	17.88	≤ 21.86	-	-
11be-EHT40	MCS0	134	5670	11.52	11.70	11.77	11.38	17.62	≤ 21.86	-	-
11be-EHT40	MCS0	142	5710	11.62	11.61	11.75	11.60	17.67	≤ 21.86	-	-
11be-EHT40	MCS0	151	5755	21.35	21.21	21.37	21.18	27.30	≤ 27.88	-	-
11be-EHT40	MCS0	159	5795	21.03	21.22	21.24	21.36	27.23	≤ 27.88	-	-
11be-EHT80	MCS0	42	5210	6.84	6.82	7.02	6.78	12.89	≤ 27.88	20.54	≤ 21
11be-EHT80	MCS0	58	5290	13.91	13.90	13.97	13.88	19.94	≤ 21.86	-	-
11be-EHT80	MCS0	106	5530	14.78	14.45	14.84	14.40	20.64	≤ 21.86	-	-
11be-EHT80	MCS0	122	5610	15.25	14.91	15.26	14.73	21.06	≤ 21.86	-	-
11be-EHT80	MCS0	138	5690	14.89	15.01	14.84	14.52	20.84	≤ 21.86	-	-
11be-EHT80	MCS0	155	5775	21.32	21.41	21.44	21.25	27.38	≤ 27.88	-	-
11be-EHT160	MCS0	50	5250	6.89	6.76	6.93	6.62	12.82	≤ 21.86	20.47	≤ 21
11be-EHT160	MCS0	114	5570	15.02	14.99	15.17	14.82	21.02	≤ 21.86	-	-

Note 1: Total Average Power (dBm) = $10*\log\{10^{(\text{Ant 0 Average Power}/10)} + 10^{(\text{Ant 1 Average Power}/10)} + 10^{(\text{Ant 2 Average Power}/10)} + 10^{(\text{Ant 3 Average Power}/10)}\}$.

Note 2: For Band-Crossing channel, Average Power Limit = 23.98dBm or $11+10*\log_{10}EBW_{2C}$ which is less.

Note 3: For Band 5150-5250 MHz, the maximum e.i.r.p. at any elevation angle above 30 degrees as measured from the horizon must not exceed 125 mW (21 dBm)

A.5 Power Spectral Density Test Result

Test Site	NS-SR1	Test Engineer	Summer Tang
Test Date	2024-07-18 ~ 2024-08-16		
Test Item	Power Spectral Density (UNII-Band 1 & UNII-2a & UNII-2c)		

Test Mode	Data Rate/ MCS	Channel No.	Freq. (MHz)	AVPSD (dBm/ MHz)				Duty Cycle (%)	Total PSD (dBm/ MHz)	PSD Limit (dBm/ MHz)
				Ant 0	Ant 1	Ant 2	Ant 3			
11a	6Mbps	36	5180	-4.686	-4.239	-4.575	-4.923	98.69	1.422	≤ 8.86
11a	6Mbps	44	5220	-4.946	-4.902	-5.133	-4.976	98.69	1.032	≤ 8.86
11a	6Mbps	48	5240	-4.863	-4.975	-5.027	-5.162	98.69	1.015	≤ 8.86
11a	6Mbps	52	5260	-3.731	-3.720	-3.732	-3.996	98.69	2.227	≤ 2.86
11a	6Mbps	60	5300	-3.775	-3.634	-3.867	-4.025	98.69	2.198	≤ 2.86
11a	6Mbps	64	5320	-3.488	-3.522	-3.498	-3.734	98.69	2.461	≤ 2.86
11a	6Mbps	100	5500	-3.929	-4.040	-3.682	-4.180	98.69	2.067	≤ 2.86
11a	6Mbps	116	5580	-4.051	-4.070	-3.674	-4.435	98.69	1.971	≤ 2.86
11a	6Mbps	140	5700	-3.896	-3.841	-3.741	-4.347	98.69	2.070	≤ 2.86
11a	6Mbps	144	5720	-3.570	-2.965	-3.087	-3.586	98.69	2.728	≤ 2.86
11ac-VHT20	MCS0	36	5180	-5.012	-4.575	-4.891	-5.111	97.62	1.233	≤ 8.86
11ac-VHT20	MCS0	44	5220	-4.874	-4.853	-5.067	-4.921	97.62	1.197	≤ 8.86
11ac-VHT20	MCS0	48	5240	-4.945	-5.076	-5.021	-5.095	97.62	1.091	≤ 8.86
11ac-VHT20	MCS0	52	5260	-4.116	-4.157	-4.184	-4.203	97.62	1.960	≤ 2.86
11ac-VHT20	MCS0	60	5300	-4.001	-4.042	-4.120	-4.168	97.62	2.043	≤ 2.86
11ac-VHT20	MCS0	64	5320	-3.953	-4.041	-3.880	-4.021	97.62	2.152	≤ 2.86
11ac-VHT20	MCS0	100	5500	-4.258	-4.399	-4.046	-4.480	97.62	1.833	≤ 2.86
11ac-VHT20	MCS0	116	5580	-3.399	-3.250	-2.955	-3.790	97.62	2.787	≤ 2.86
11ac-VHT20	MCS0	140	5700	-3.566	-3.363	-3.446	-3.518	97.62	2.653	≤ 2.86
11ac-VHT20	MCS0	144	5720	-3.888	-3.590	-3.488	-3.813	97.62	2.433	≤ 2.86
11ac-VHT40	MCS0	38	5190	-7.689	-7.208	-7.354	-8.061	97.61	-1.440	≤ 8.86
11ac-VHT40	MCS0	46	5230	-7.868	-7.849	-7.901	-7.949	97.61	-1.766	≤ 8.86
11ac-VHT40	MCS0	54	5270	-4.076	-3.840	-3.632	-3.841	97.61	2.281	≤ 2.86
11ac-VHT40	MCS0	62	5310	-3.743	-3.710	-3.632	-3.699	97.61	2.430	≤ 2.86
11ac-VHT40	MCS0	102	5510	-3.798	-4.053	-3.757	-4.177	97.61	2.183	≤ 2.86
11ac-VHT40	MCS0	110	5550	-4.020	-3.783	-3.752	-4.018	97.61	2.234	≤ 2.86
11ac-VHT40	MCS0	134	5670	-3.617	-3.364	-3.330	-4.050	97.61	2.545	≤ 2.86
11ac-VHT40	MCS0	142	5710	-3.277	-3.472	-3.214	-3.457	97.61	2.772	≤ 2.86

Test Mode	Data Rate/ MCS	Channel No.	Freq. (MHz)	AVPSD (dBm/ MHz)				Duty Cycle (%)	Total PSD (dBm/ MHz)	PSD Limit (dBm/ MHz)
				Ant 0	Ant 1	Ant 2	Ant 3			
11ac-VHT80	MCS0	42	5210	-11.314	-11.145	-11.044	-11.320	97.61	-5.079	≤ 8.86
11ac-VHT80	MCS0	58	5290	-4.243	-4.185	-4.032	-4.180	97.61	1.966	≤ 2.86
11ac-VHT80	MCS0	106	5530	-3.303	-3.551	-3.235	-3.488	97.61	2.733	≤ 2.86
11ac-VHT80	MCS0	122	5610	-4.006	-4.113	-3.885	-4.432	97.61	2.021	≤ 2.86
11ac-VHT80	MCS0	138	5690	-3.468	-3.210	-3.189	-3.576	97.61	2.768	≤ 2.86
11ax-HE20	MCS0	36	5180	-5.186	-4.765	-5.249	-5.459	97.64	0.967	≤ 8.86
11ax-HE20	MCS0	44	5220	-5.374	-5.278	-5.563	-5.285	97.64	0.751	≤ 8.86
11ax-HE20	MCS0	48	5240	-5.437	-5.618	-5.725	-5.650	97.64	0.518	≤ 8.86
11ax-HE20	MCS0	52	5260	-3.552	-3.503	-3.562	-3.430	97.64	2.613	≤ 2.86
11ax-HE20	MCS0	60	5300	-3.575	-3.385	-3.627	-3.387	97.64	2.632	≤ 2.86
11ax-HE20	MCS0	64	5320	-3.434	-3.326	-3.199	-3.319	97.64	2.806	≤ 2.86
11ax-HE20	MCS0	100	5500	-3.312	-3.683	-3.410	-3.604	97.64	2.625	≤ 2.86
11ax-HE20	MCS0	116	5580	-3.504	-3.387	-3.182	-3.800	97.64	2.662	≤ 2.86
11ax-HE20	MCS0	140	5700	-3.625	-3.452	-3.366	-3.527	97.64	2.633	≤ 2.86
11ax-HE20	MCS0	144	5720	-3.999	-3.578	-3.704	-3.863	97.64	2.341	≤ 2.86
11ax-HE40	MCS0	38	5190	-8.941	-8.964	-8.782	-9.583	98.19	-3.036	≤ 8.86
11ax-HE40	MCS0	46	5230	-8.244	-8.205	-8.263	-8.367	98.19	-2.249	≤ 8.86
11ax-HE40	MCS0	54	5270	-4.159	-3.969	-3.807	-4.191	98.19	1.992	≤ 2.86
11ax-HE40	MCS0	62	5310	-3.806	-3.801	-3.756	-4.020	98.19	2.176	≤ 2.86
11ax-HE40	MCS0	102	5510	-3.874	-4.312	-3.841	-4.390	98.19	1.923	≤ 2.86
11ax-HE40	MCS0	110	5550	-4.125	-3.884	-3.920	-4.380	98.19	1.948	≤ 2.86
11ax-HE40	MCS0	134	5670	-3.752	-3.462	-3.246	-3.907	98.19	2.436	≤ 2.86
11ax-HE40	MCS0	142	5710	-3.302	-3.296	-3.042	-3.218	98.19	2.807	≤ 2.86
11ax-HE80	MCS0	42	5210	-11.504	-11.374	-11.299	-11.508	98.01	-5.400	≤ 8.86
11ax-HE80	MCS0	58	5290	-4.099	-4.155	-4.116	-4.160	98.01	1.888	≤ 2.86
11ax-HE80	MCS0	106	5530	-3.198	-3.566	-3.299	-3.492	98.01	2.634	≤ 2.86
11ax-HE80	MCS0	122	5610	-2.980	-3.379	-2.938	-3.521	98.01	2.823	≤ 2.86
11ax-HE80	MCS0	138	5690	-3.399	-3.351	-3.222	-3.611	98.01	2.627	≤ 2.86
11ax-HE160	MCS0	50	5250	-14.041	-14.142	-13.963	-14.217	98.19	-8.069	≤ 2.86
11ax-HE160	MCS0	114	5570	-5.560	-5.826	-5.877	-5.933	98.19	0.224	≤ 2.86

Test Mode	Data Rate/ MCS	Channel No.	Freq. (MHz)	AVPSD (dBm/ MHz)				Duty Cycle (%)	Total PSD (dBm/ MHz)	PSD Limit (dBm/ MHz)
				Ant 0	Ant 1	Ant 2	Ant 3			
11be-EHT20	MCS0	36	5180	-6.198	-6.234	-6.224	-6.665	98.37	-0.305	≤ 8.86
11be-EHT20	MCS0	44	5220	-5.386	-5.311	-5.628	-5.349	98.37	0.604	≤ 8.86
11be-EHT20	MCS0	48	5240	-5.465	-5.547	-5.593	-5.475	98.37	0.501	≤ 8.86
11be-EHT20	MCS0	52	5260	-3.480	-3.410	-3.525	-3.434	98.37	2.559	≤ 2.86
11be-EHT20	MCS0	60	5300	-3.397	-3.193	-3.447	-3.471	98.37	2.645	≤ 2.86
11be-EHT20	MCS0	64	5320	-4.053	-4.135	-3.874	-3.992	98.37	2.008	≤ 2.86
11be-EHT20	MCS0	100	5500	-3.101	-3.588	-3.316	-3.519	98.37	2.644	≤ 2.86
11be-EHT20	MCS0	116	5580	-3.520	-3.380	-3.091	-3.819	98.37	2.576	≤ 2.86
11be-EHT20	MCS0	140	5700	-3.477	-3.330	-3.271	-3.454	98.37	2.638	≤ 2.86
11be-EHT20	MCS0	144	5720	-3.812	-3.412	-3.553	-3.732	98.37	2.396	≤ 2.86
11be-EHT40	MCS0	38	5190	-8.029	-7.605	-7.726	-8.512	98.01	-1.934	≤ 8.86
11be-EHT40	MCS0	46	5230	-8.240	-8.241	-8.195	-8.236	98.01	-2.207	≤ 8.86
11be-EHT40	MCS0	54	5270	-4.174	-4.082	-3.867	-4.157	98.01	1.952	≤ 2.86
11be-EHT40	MCS0	62	5310	-3.899	-3.879	-3.854	-4.011	98.01	2.110	≤ 2.86
11be-EHT40	MCS0	102	5510	-3.150	-3.384	-3.002	-3.591	98.01	2.745	≤ 2.86
11be-EHT40	MCS0	110	5550	-3.208	-3.110	-3.043	-3.491	98.01	2.811	≤ 2.86
11be-EHT40	MCS0	134	5670	-3.942	-3.601	-3.400	-4.031	98.01	2.285	≤ 2.86
11be-EHT40	MCS0	142	5710	-3.389	-3.426	-3.145	-3.353	98.01	2.694	≤ 2.86
11be-EHT80	MCS0	42	5210	-11.395	-11.098	-11.029	-11.287	98.01	-5.179	≤ 8.86
11be-EHT80	MCS0	58	5290	-4.123	-4.027	-3.980	-4.098	98.01	1.964	≤ 2.86
11be-EHT80	MCS0	106	5530	-3.145	-3.536	-3.253	-3.437	98.01	2.681	≤ 2.86
11be-EHT80	MCS0	122	5610	-3.104	-3.320	-2.985	-3.438	98.01	2.812	≤ 2.86
11be-EHT80	MCS0	138	5690	-3.447	-3.332	-3.166	-3.585	98.01	2.641	≤ 2.86
11be-EHT160	MCS0	50	5250	-14.083	-14.149	-13.947	-14.254	97.66	-7.983	≤ 2.86
11be-EHT160	MCS0	114	5570	-5.569	-5.760	-5.770	-5.799	97.66	0.400	≤ 2.86

Note 1: When EUT duty cycle < 98%, the total PSD (dBm/MHz) =10*log {$10^{(\text{Ant 0 AVGPSD}/10)}$ + $10^{(\text{Ant 1 AVGPSD}/10)}$ +$10^{(\text{Ant 2 AVGPSD}/10)}$ + $10^{(\text{Ant 3 AVGPSD}/10)}$} +10*log (1/Duty cycle).

When EUT duty cycle ≥ 98%, the total PSD (dBm/MHz) =10*log {$10^{(\text{Ant 0 AVGPSD}/10)}$ + $10^{(\text{Ant 1 AVGPSD}/10)}$ +$10^{(\text{Ant 2 AVGPSD}/10)}$ + $10^{(\text{Ant 3 AVGPSD}/10)}$}.

Note 2:

For 5125 - 5250MHz Band: PSD Limit (dBm/MHz) = 17 - (14.14 - 6) = 8.86dBm/MHz

For 5250 - 5350MHz Band: PSD Limit (dBm/MHz) = 17 - (14.14 - 6) = 8.86dBm/MHz

For 5470 - 5725MHz Band: PSD Limit (dBm/MHz) = 11 - (14.14 - 6) = 2.86dBm/MHz

Test Site	NS-SR1	Test Engineer	Summer Tang
Test Date	2024-07-18 ~ 2024-08-12		
Test Item	Power Spectral Density (UNII-Band 3)		

Test Mode	Data Rate/ MCS	Channel No.	Freq. (MHz)	AVPSD (dBm/ 510kHz)				Duty Cycle (%)	Total PSD (dBm/ 510kHz)	PSD Limit (dBm/ 500kHz)
				Ant 0	Ant 1	Ant 2	Ant 3			
11a	6Mbps	149	5745	6.773	6.641	6.853	6.673	98.69	12.756	≤ 21.86
11a	6Mbps	157	5785	6.331	6.955	6.636	6.833	98.69	12.716	≤ 21.86
11a	6Mbps	165	5825	7.007	7.193	6.992	7.015	98.69	13.073	≤ 21.86
11ac-VHT20	MCS0	149	5745	6.280	6.286	6.434	6.375	97.62	12.469	≤ 21.86
11ac-VHT20	MCS0	157	5785	6.059	6.458	6.265	6.383	97.62	12.419	≤ 21.86
11ac-VHT20	MCS0	165	5825	6.518	6.716	6.626	6.770	97.62	12.784	≤ 21.86
11ac-VHT40	MCS0	151	5755	3.851	3.557	3.782	3.472	97.61	9.794	≤ 21.86
11ac-VHT40	MCS0	159	5795	3.223	3.323	3.690	3.490	97.61	9.561	≤ 21.86
11ac-VHT80	MCS0	155	5775	0.407	0.328	0.394	0.296	97.61	6.482	≤ 21.86
11ax-HE20	MCS0	149	5745	6.185	6.179	6.168	6.183	97.64	12.303	≤ 21.86
11ax-HE20	MCS0	157	5785	5.969	6.286	5.917	6.281	97.64	12.241	≤ 21.86
11ax-HE20	MCS0	165	5825	6.341	6.561	6.307	6.554	97.64	12.567	≤ 21.86
11ax-HE40	MCS0	151	5755	3.605	3.249	3.668	3.260	98.19	9.470	≤ 21.86
11ax-HE40	MCS0	159	5795	3.026	3.075	3.534	3.248	98.19	9.246	≤ 21.86
11ax-HE80	MCS0	155	5775	0.377	0.407	0.357	0.162	98.01	6.347	≤ 21.86
11be-EHT20	MCS0	149	5745	6.111	6.127	6.195	6.212	98.37	12.189	≤ 21.86
11be-EHT20	MCS0	157	5785	5.940	6.230	5.980	6.250	98.37	12.123	≤ 21.86
11be-EHT20	MCS0	165	5825	6.352	6.552	6.370	6.713	98.37	12.520	≤ 21.86
11be-EHT40	MCS0	151	5755	3.517	3.277	3.575	3.151	98.01	9.404	≤ 21.86
11be-EHT40	MCS0	159	5795	2.885	2.866	3.363	3.043	98.01	9.064	≤ 21.86
11be-EHT80	MCS0	155	5775	0.389	0.333	0.435	0.160	97.66	6.351	≤ 21.86

Note 1:

When EUT duty cycle < 98%, the total PSD (dBm/510kHz) =10*log {$10^{(\text{Ant 0 AVGPSD}/10)}$ + $10^{(\text{Ant 1 AVGPSD}/10)}$ +$10^{(\text{Ant 2 AVGPSD}/10)}$ + $10^{(\text{Ant 3 AVGPSD}/10)}$} +10*log (1/Duty cycle).

When EUT duty cycle ≥ 98%, the total PSD (dBm/510kHz) =10*log {$10^{(\text{Ant 0 AVGPSD}/10)}$ + $10^{(\text{Ant 1 AVGPSD}/10)}$ +$10^{(\text{Ant 2 AVGPSD}/10)}$ + $10^{(\text{Ant 3 AVGPSD}/10)}$}.

Note 2: PSD Limit (dBm/500kHz) = 30 - (14.14 - 6) = 21.86 dBm/500kHz.

802.11a Power Spectral Density - Ant 0

Channel 36 (5180MHz)

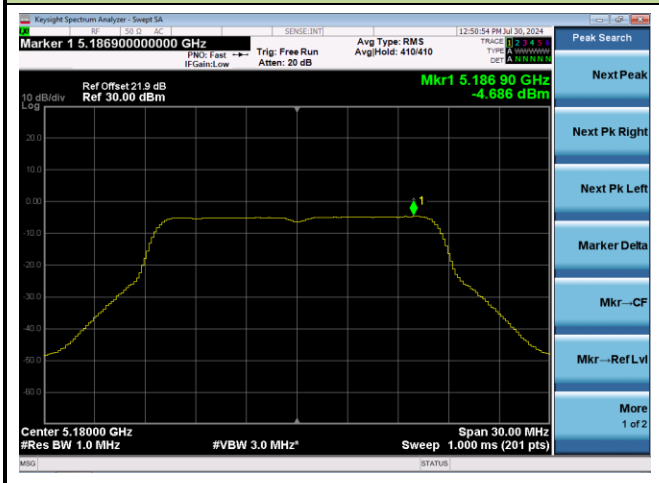

Channel 44 (5220MHz)

Channel 48 (5240MHz)

Channel 52 (5260MHz)

Channel 60 (5300MHz)

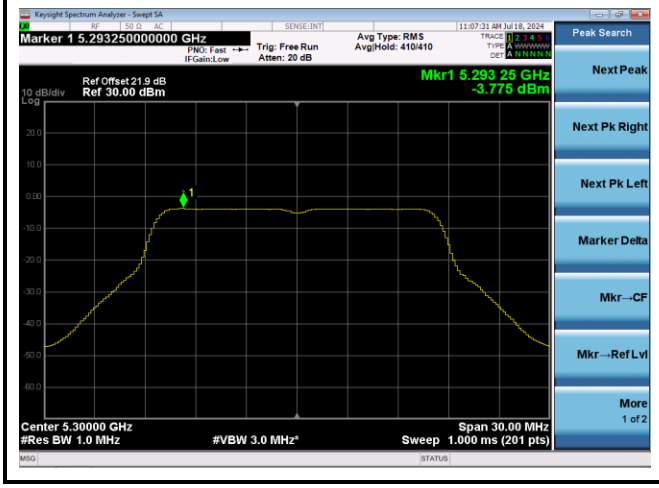

Channel 64 (5320MHz)

802.11a Power Spectral Density - Ant 0

Channel 100 (5500MHz)

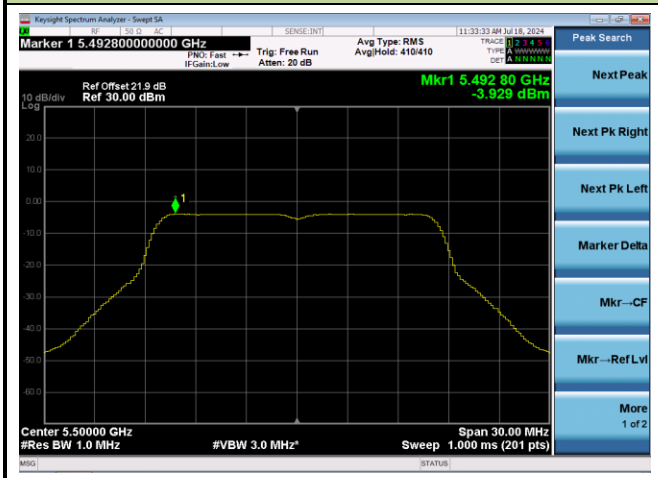

Channel 116 (5580MHz)

Channel 140 (5700MHz)

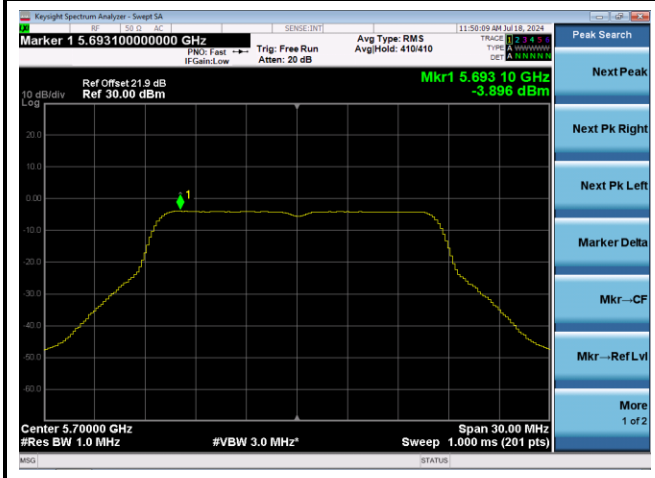

Channel 144(5720MHz)

Channel 149 (5745MHz)

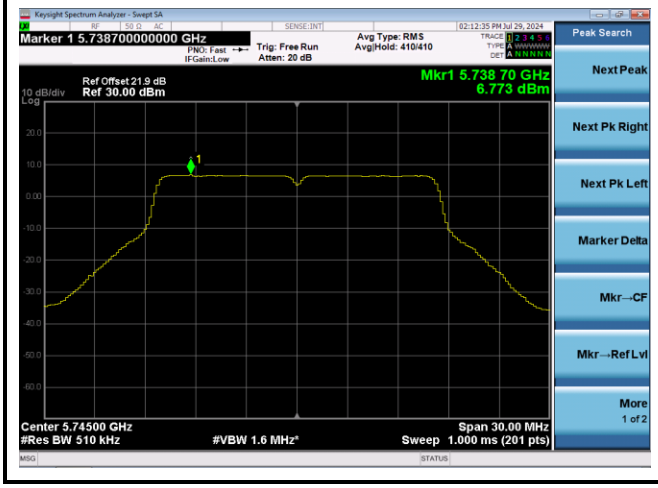

Channel 157 (5785MHz)

802.11a Power Spectral Density - Ant 0	
Channel 165 (5825MHz)	
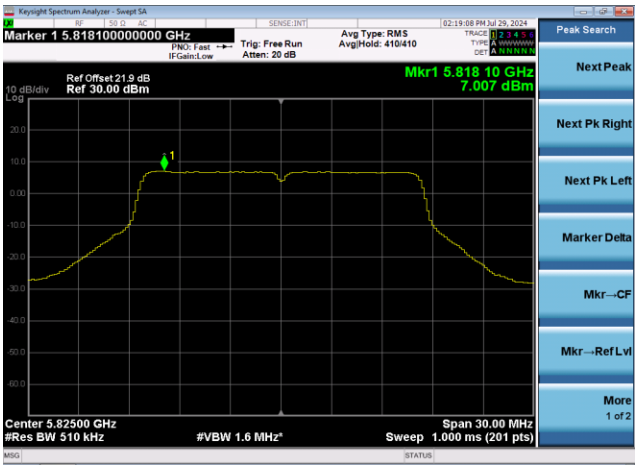	

802.11ac-VHT20 Power Spectral Density - Ant 0

Channel 36 (5180MHz)

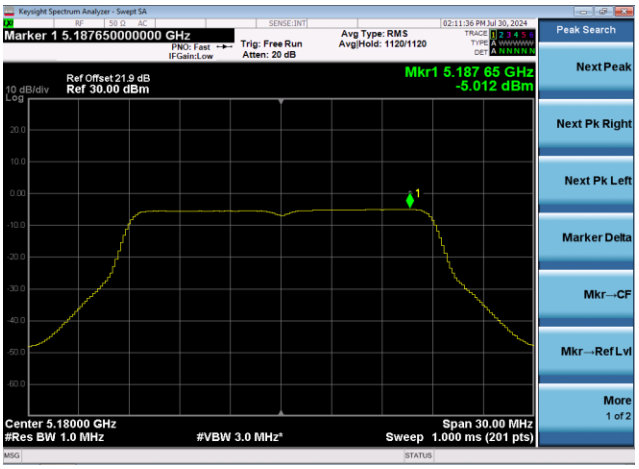

Channel 44 (5220MHz)

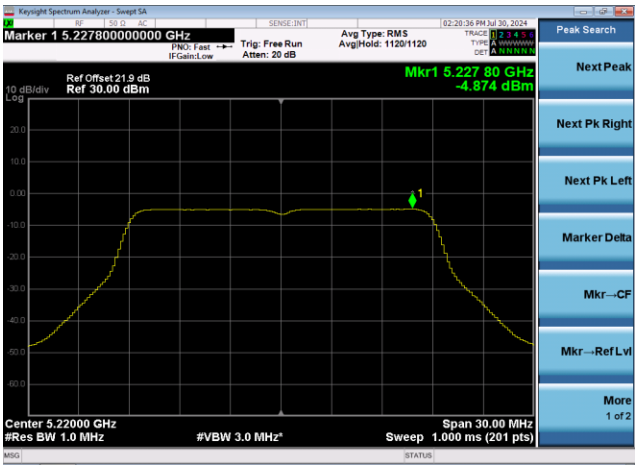

Channel 48 (5240MHz)

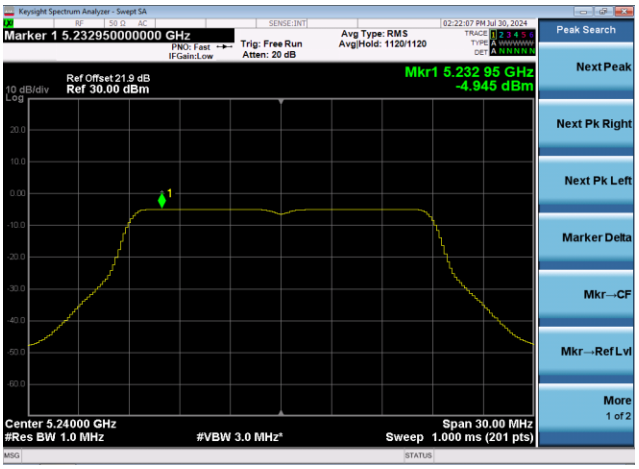

Channel 52 (5260MHz)

Channel 60 (5300MHz)

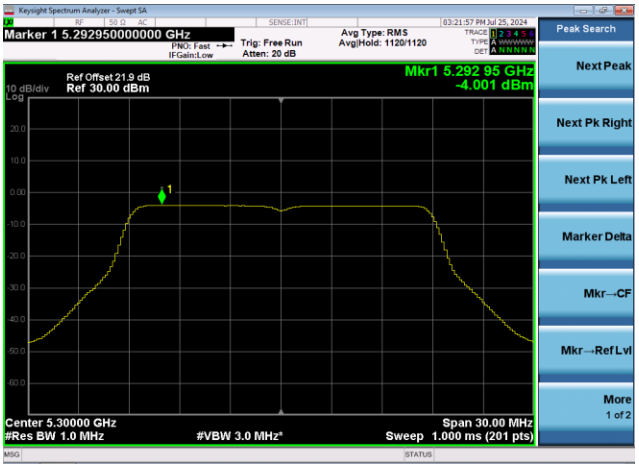

Channel 64 (5320MHz)

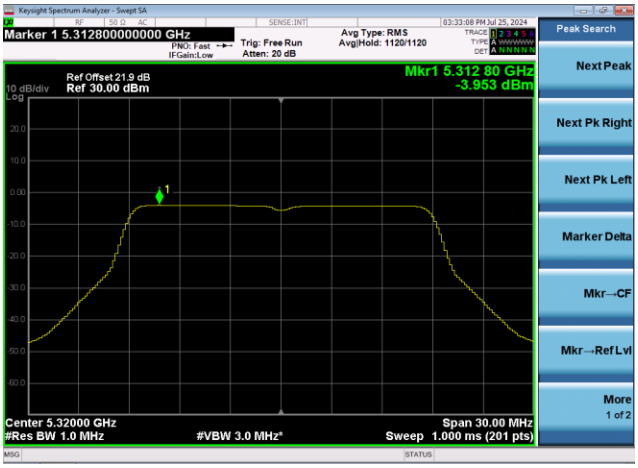

802.11ac-VHT20 Power Spectral Density - Ant 0

Channel 100 (5500MHz)

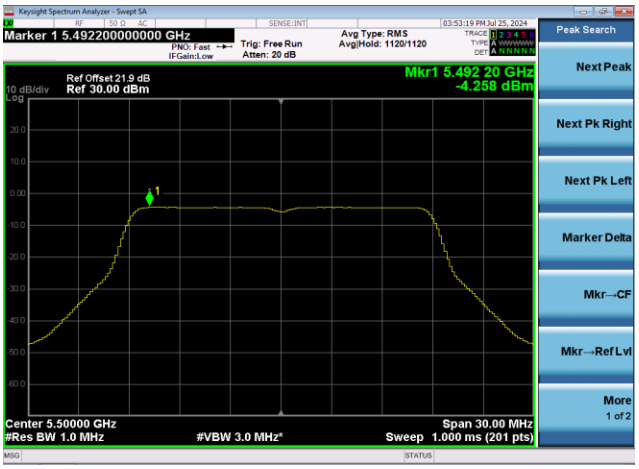

Channel 116 (5580MHz)

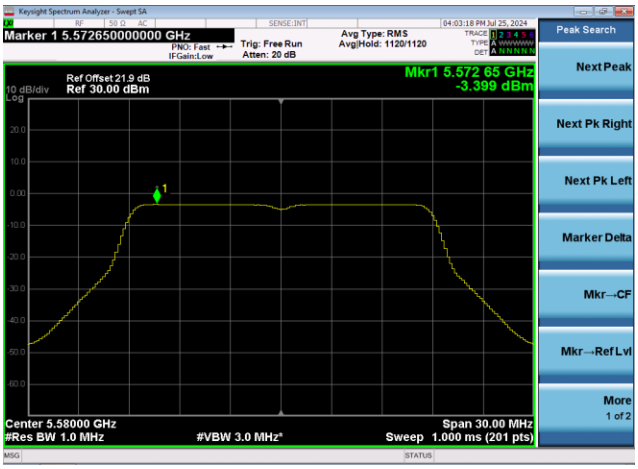

Channel 140 (5700MHz)

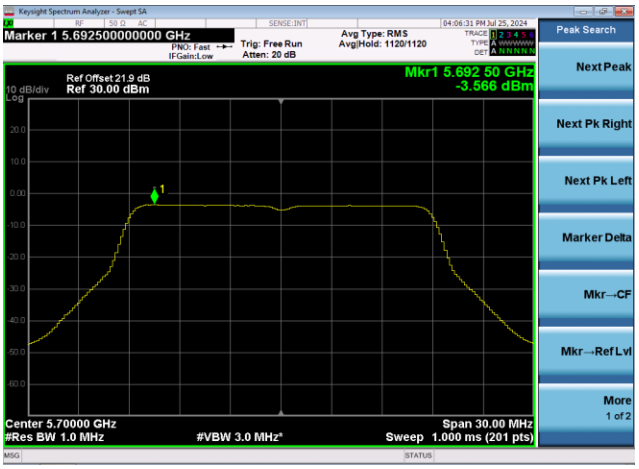

Channel 144(5720MHz)

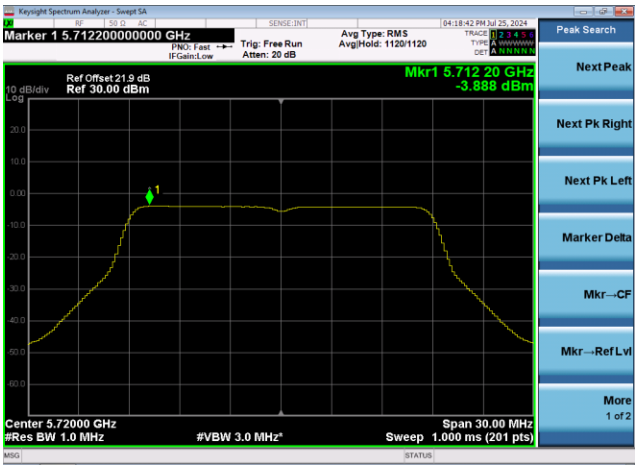

Channel 149 (5745MHz)

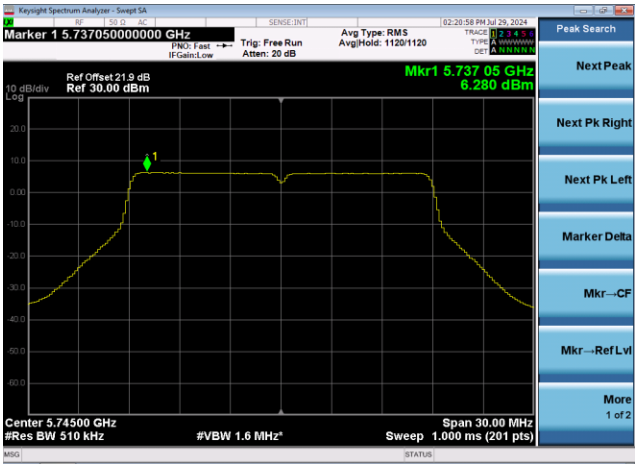

Channel 157 (5785MHz)

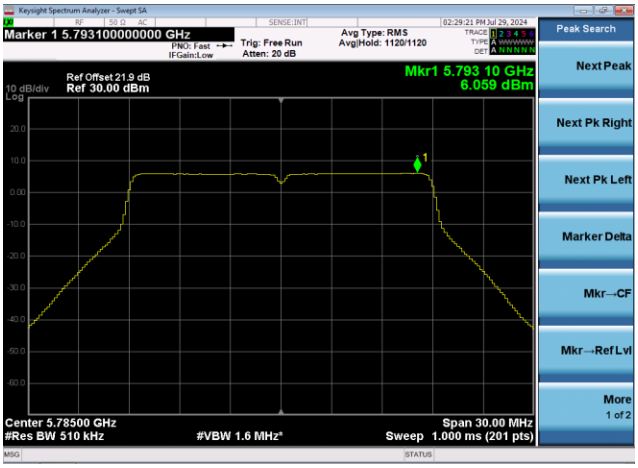

802.11ac-VHT20 Power Spectral Density - Ant 0	
Channel 165 (5825MHz)	
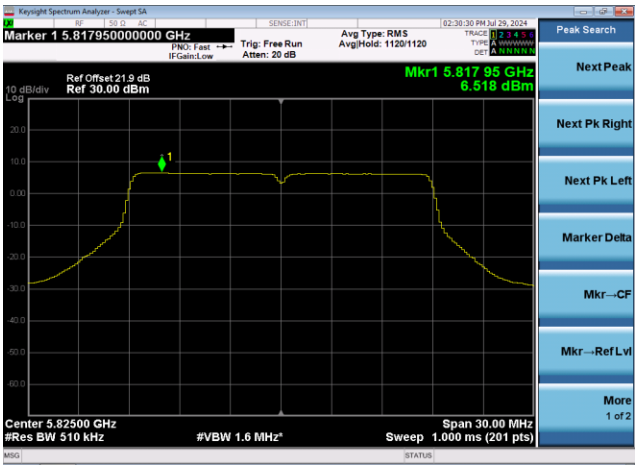	

802.11ac-VHT40 Power Spectral Density - Ant 0

Channel 38 (5190MHz)

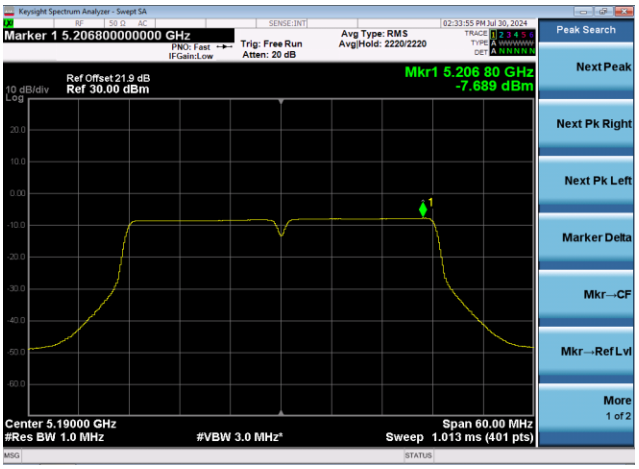

Channel 46 (5230MHz)

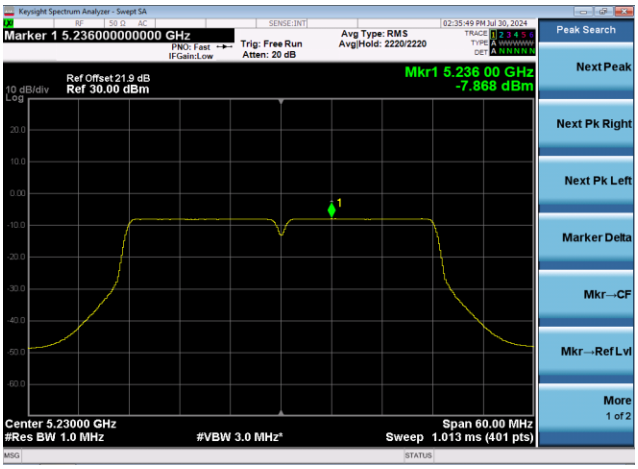

Channel 54 (5270MHz)

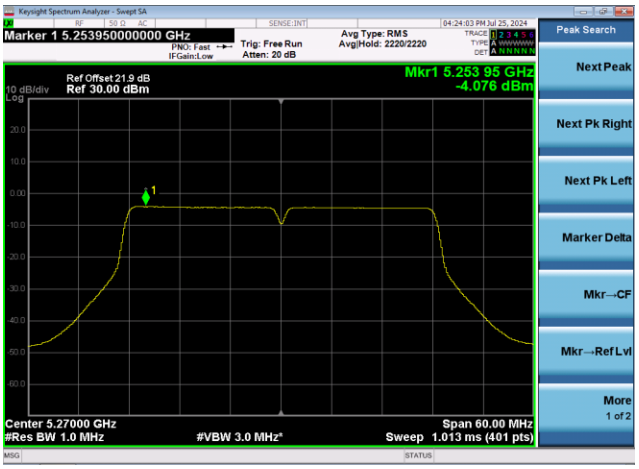

Channel 62 (5310MHz)

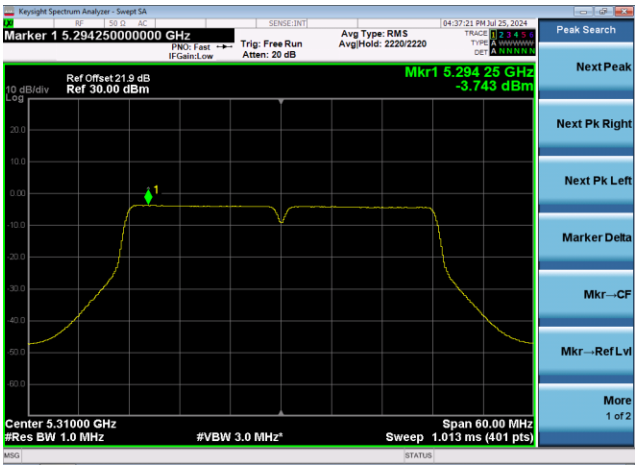

Channel 102 (5510MHz)

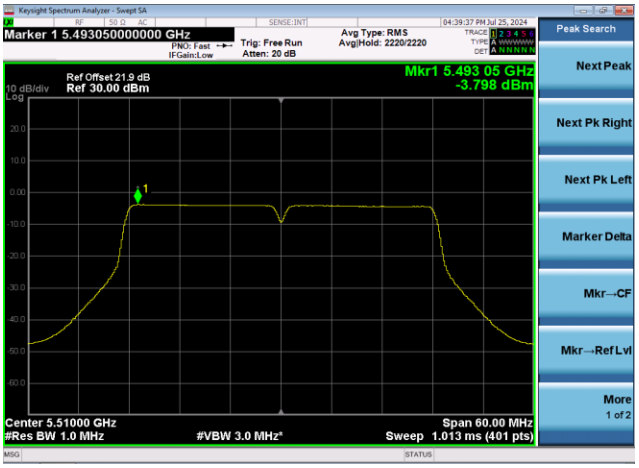

Channel 110 (5550MHz)

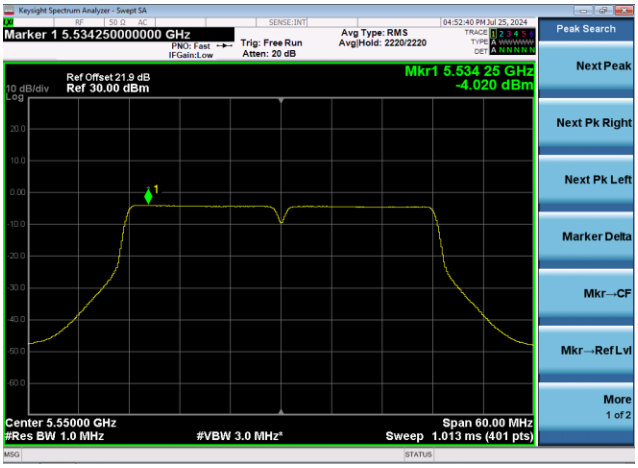

802.11ac-VHT40 Power Spectral Density - Ant 0	
Channel 134 (5670MHz)	Channel 142(5710MHz)
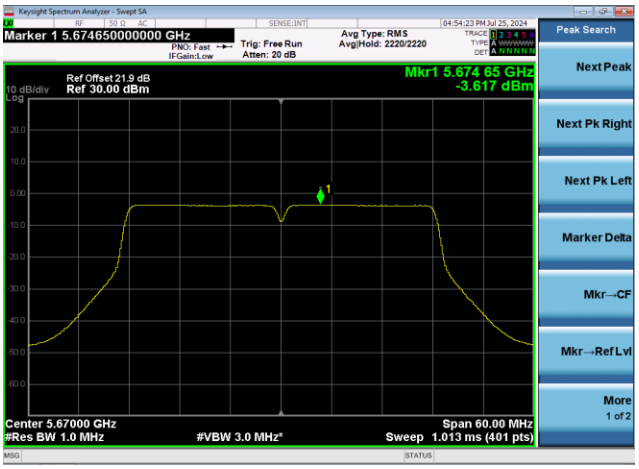	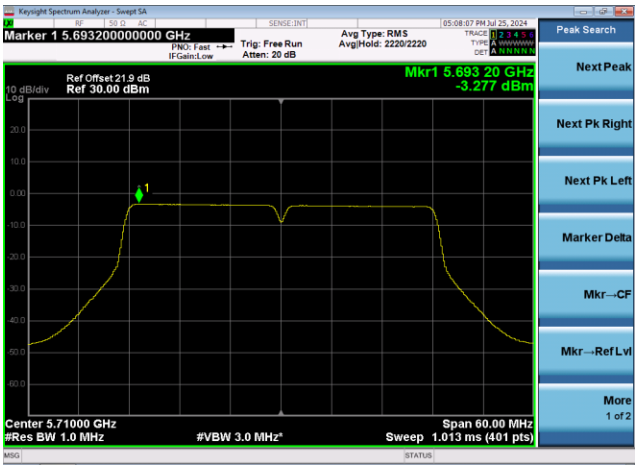
Channel 151 (5755MHz)	Channel 159 (5795MHz)
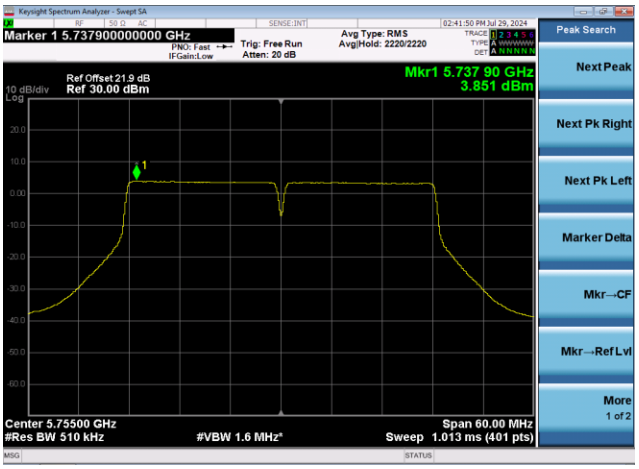	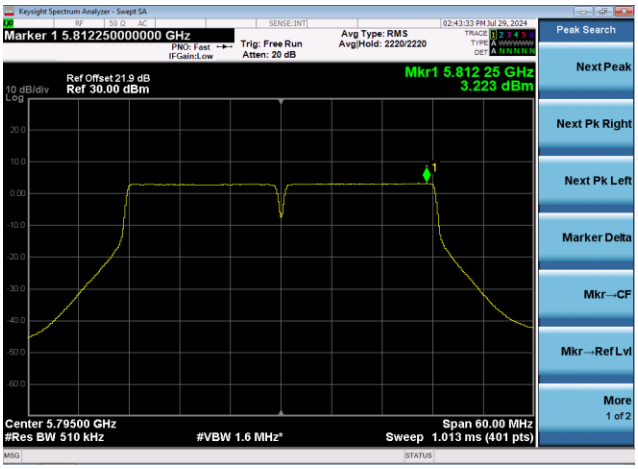

802.11ac-VHT80 Power Spectral Density - Ant 0

Channel 42 (5210MHz)

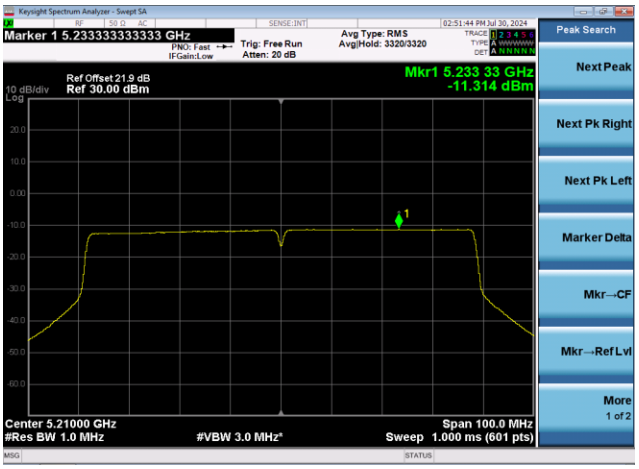

Channel 58 (5290MHz)

Channel 106 (5530MHz)

Channel 122 (5610MHz)

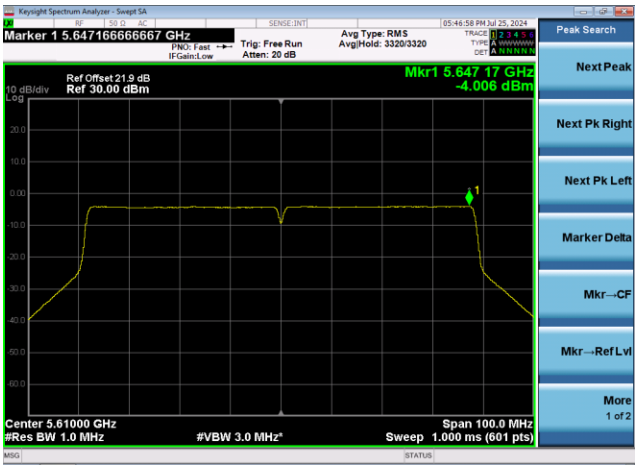

Channel 138 (5690MHz)

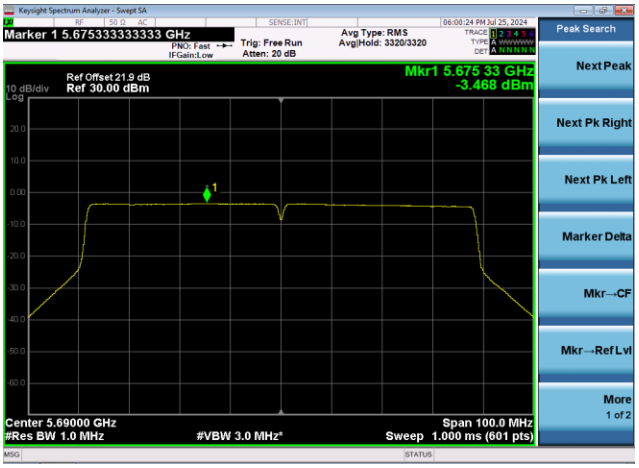

Channel 155 (5775MHz)

802.11ax-HE20 Power Spectral Density - Ant 0

Channel 36 (5180MHz)

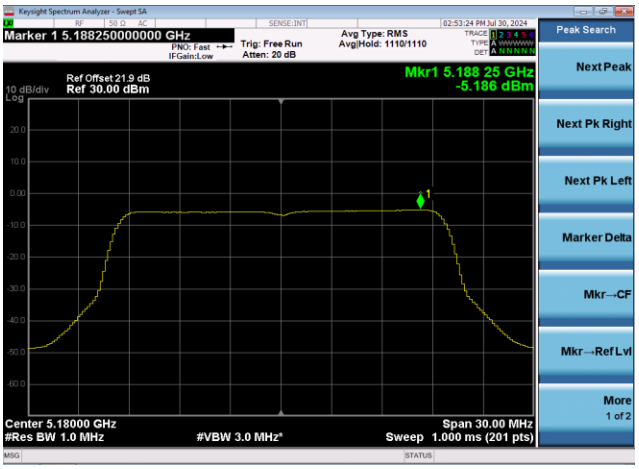

Channel 44 (5220MHz)

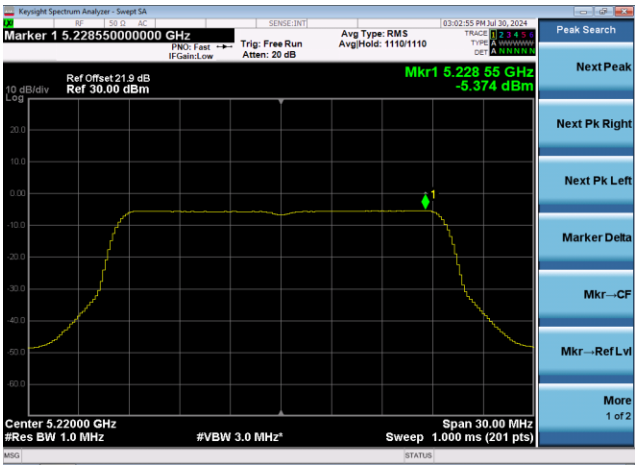

Channel 48 (5240MHz)

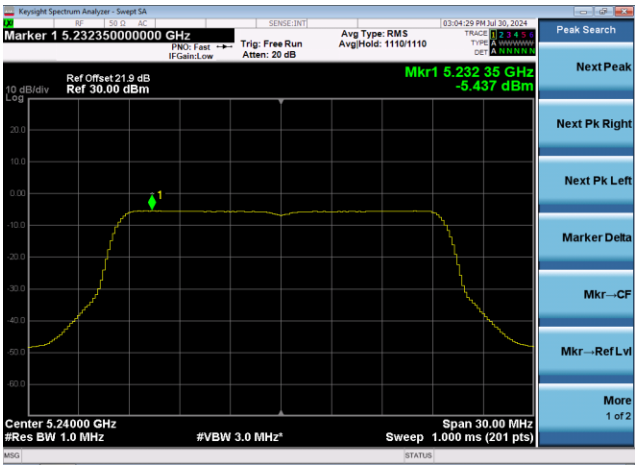

Channel 52 (5260MHz)

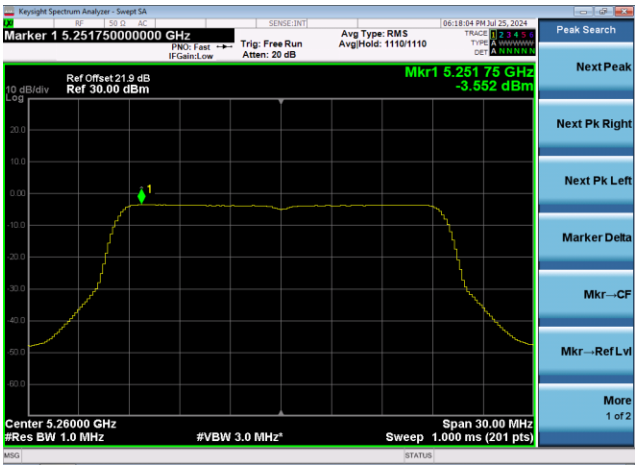

Channel 60 (5300MHz)

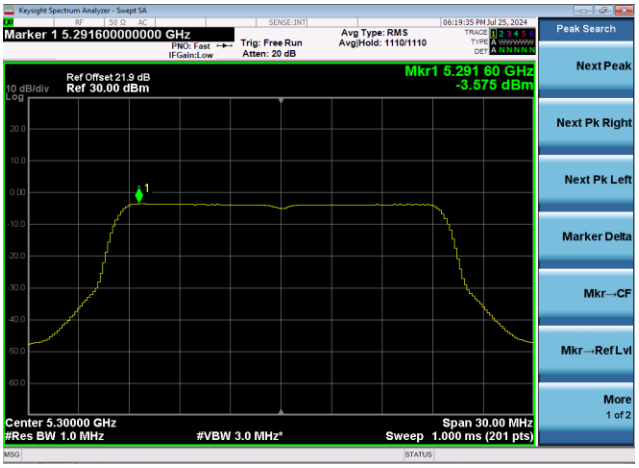
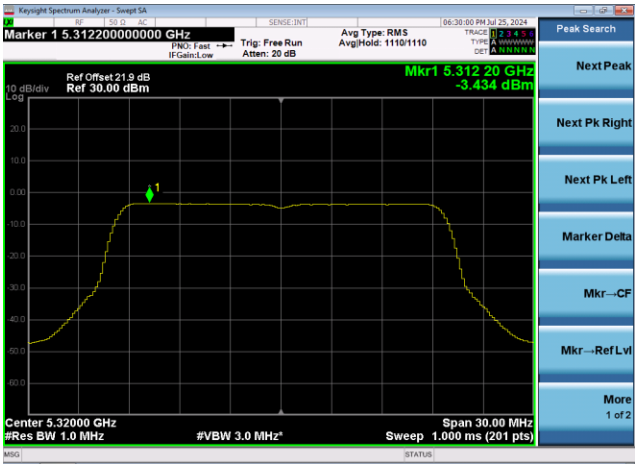
Channel 64 (5320MHz)