802.11n(HT40), Channel No. 4

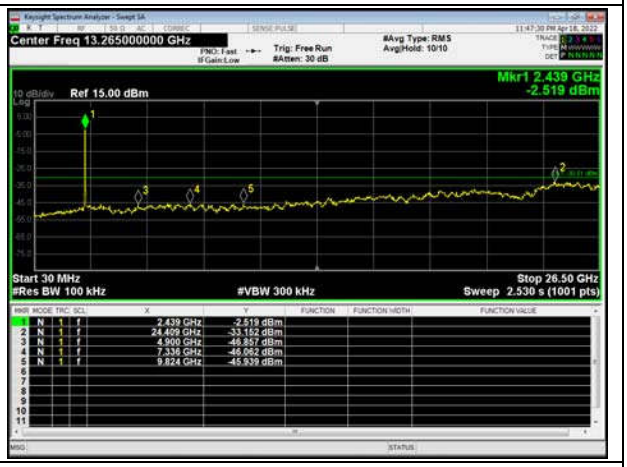

802.11n(HT40), Channel No. 5

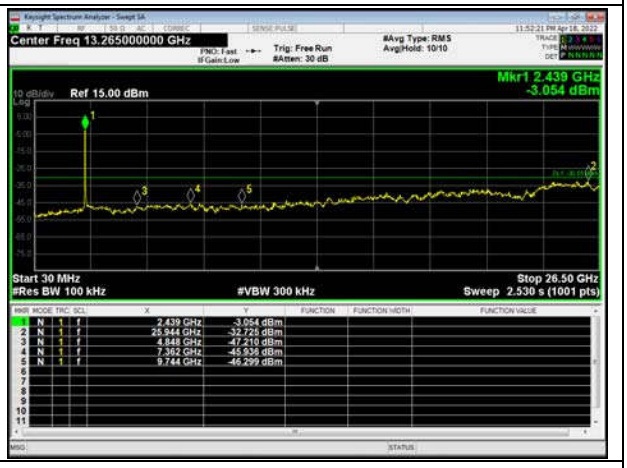

802.11n(HT40), Channel No. 6

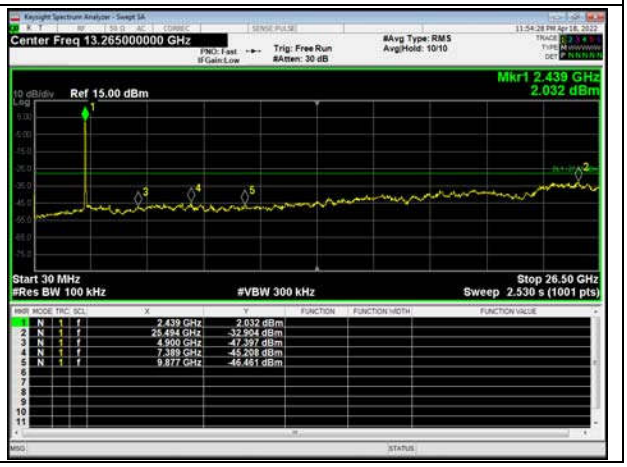

This report shall not be reproduced except in full, without the written approval of TA Technology (Shanghai) Co., Ltd.

802.11n(HT40), Channel No. 7

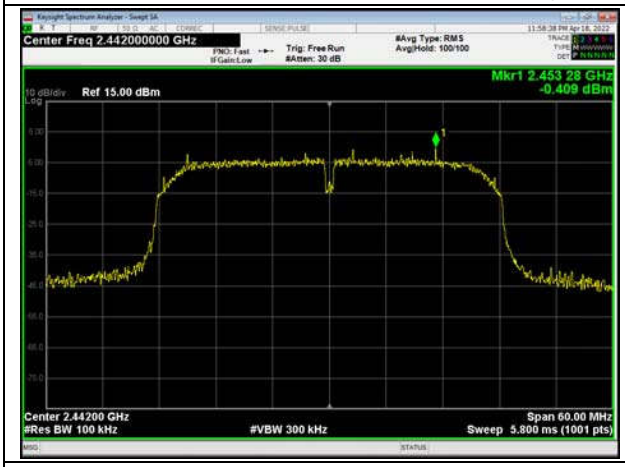

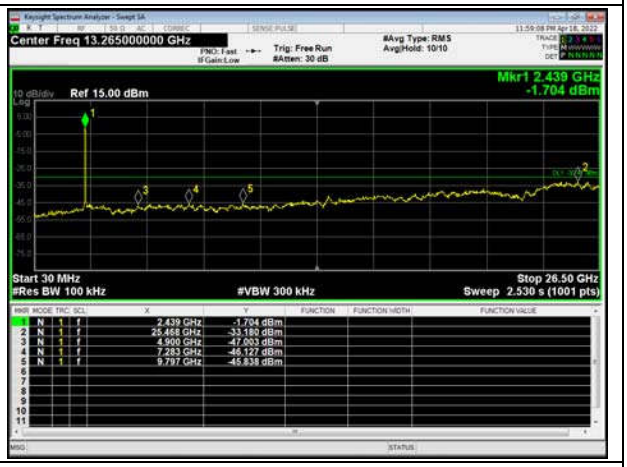

802.11n(HT40), Channel No. 8

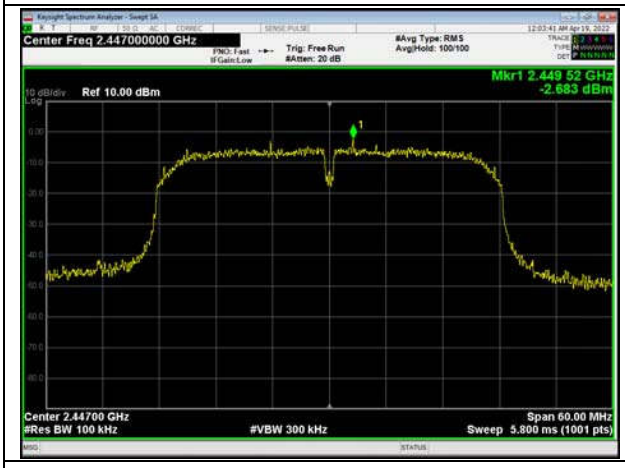

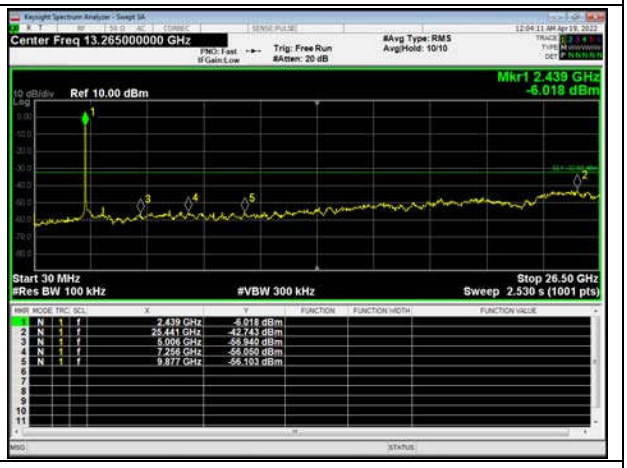

802.11n(HT40), Channel No. 9

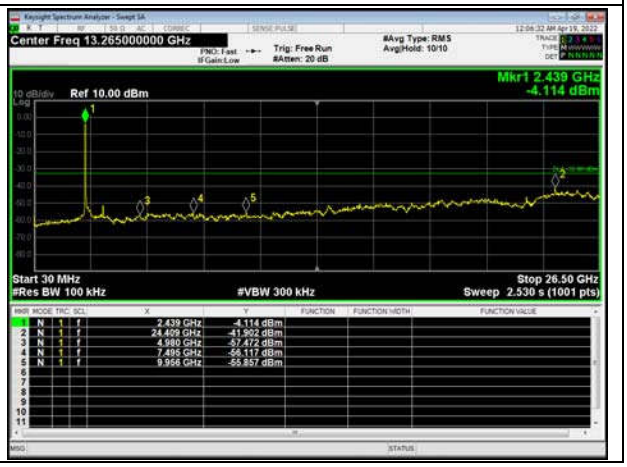

This report shall not be reproduced except in full, without the written approval of TA Technology (Shanghai) Co., Ltd.

Bluetooth LE (1M), Channel No.: 0

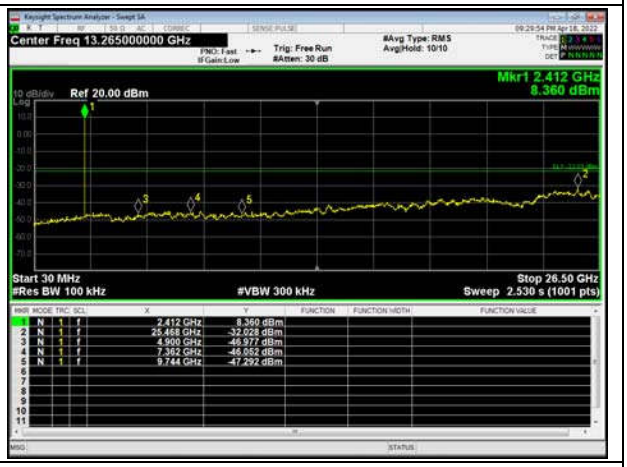

Bluetooth LE (1M), Channel No.: 19

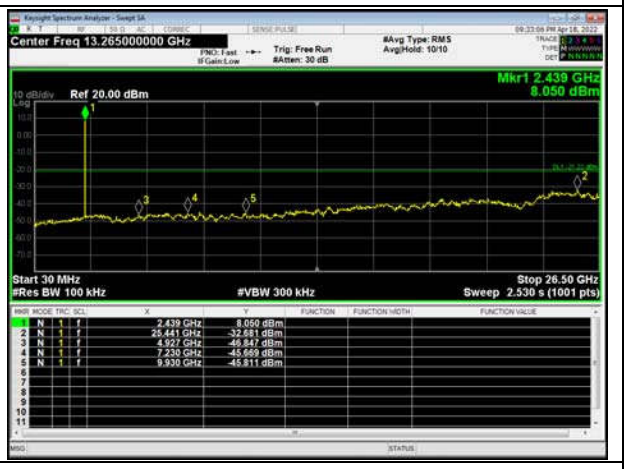

Bluetooth LE (1M), Channel No.: 39

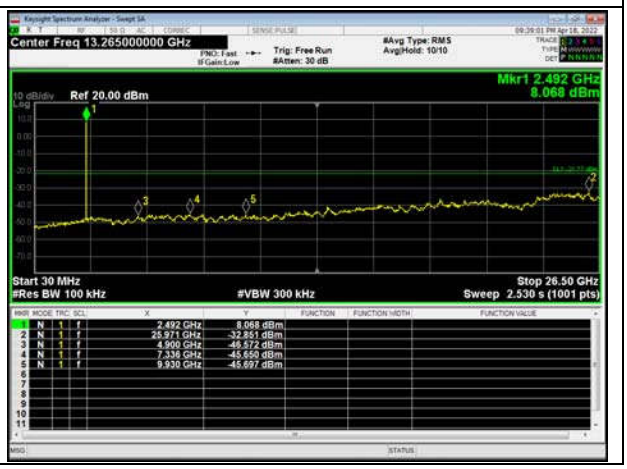

This report shall not be reproduced except in full, without the written approval of TA Technology (Shanghai) Co., Ltd.

Bluetooth LE (2M), Channel No.: 0

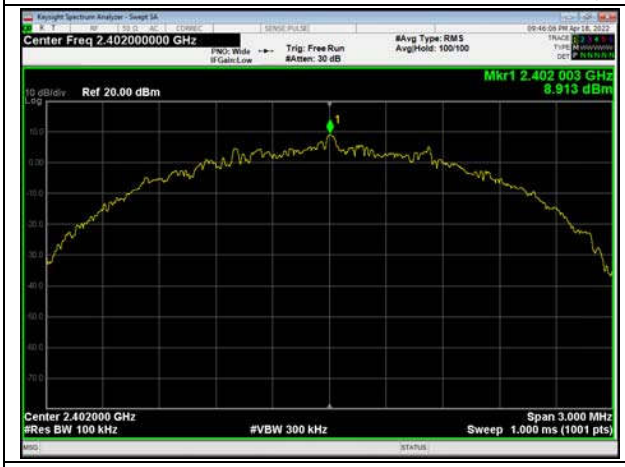

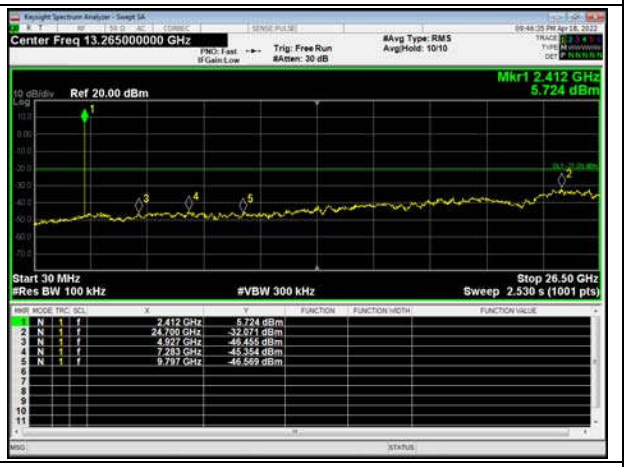

Bluetooth LE (2M), Channel No.: 19

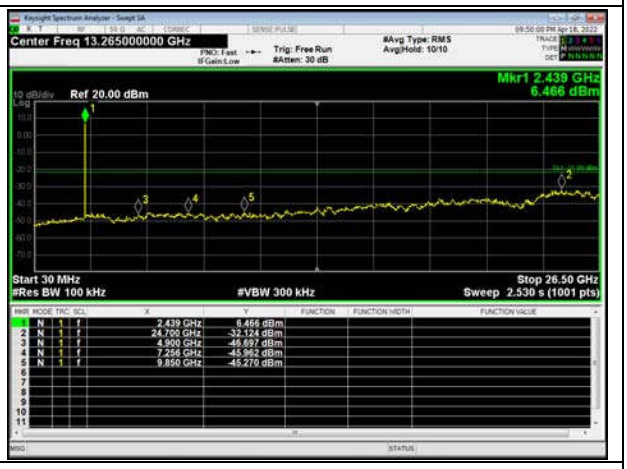

Bluetooth LE (2M), Channel No.: 39

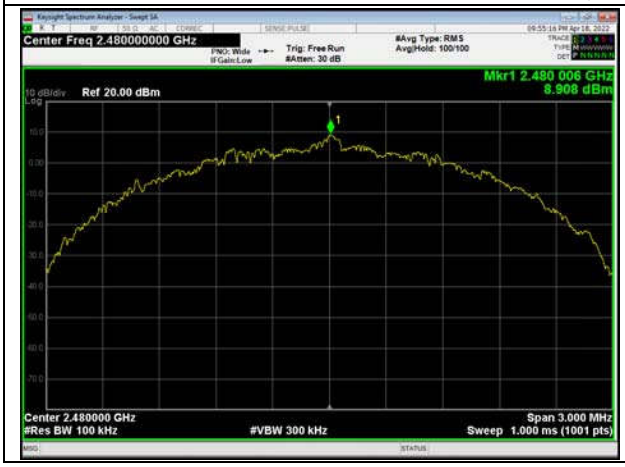

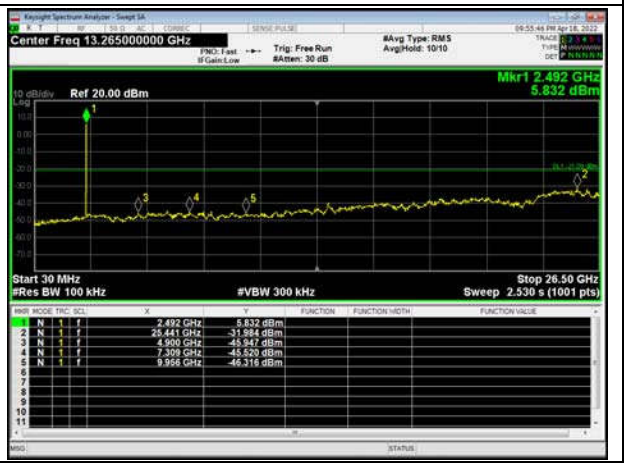

This report shall not be reproduced except in full, without the written approval of TA Technology (Shanghai) Co., Ltd.

5.6. Unwanted Emission

Ambient condition

Temperature	Relative humidity	Pressure
23°C ~25°C	45%~50%	102.5kPa

Method of Measurement

The test set-up was made in accordance to the general provisions of ANSI C63.10.
The Equipment Under Test (EUT) was set up on a non-conductive table in the semi-anechoic chamber. The test was performed at the distance of 3 m between the EUT and the receiving antenna.

The turntable shall be rotated from 0 to 360 degrees for detecting the maximum of radiated spurious signal level. The measurements shall be repeated with orthogonal polarization of the test antenna.The data of cable loss and antenna factor has been calibrated in full testing frequency range before the testing. Sweep the Restricted Band and the emissions less than 20 dB below the permissible value are reported.
The radiated emissions measurements were made in a typical installation configuration.
Sweep the whole frequency band through the range from 9 kHz to the 10th harmonic of the carrier, and the emissions less than 20 dB below the permissible value are reported.

This method refer to ANSI C63.10.
The procedure for peak unwanted emissions measurements above 1000 MHz is as follows:
Set the spectrum analyzer in the following:
9kHz~150 kHz
RBW=200Hz, VBW=1kHz/ Sweep=AUTO
150 kHz~30MHz
RBW=9KHz, VBW=30KHz,/ Sweep=AUTO
Below 1GHz
RBW=100kHz / VBW=300kHz / Sweep=AUTO
a) Peak emission levels are measured by setting the instrument as follows:
Above 1GHz
PEAK: RBW=1MHz VBW=3MHz/ Sweep=AUTO
b) Average emission levels are measured by setting the instrument as follows:
Above 1GHz
AVERAGE: RBW=1MHz / VBW=3MHz / Sweep=AUTO
c) Detector: The measurements employing a CISPR quasi-peak detector except for the frequency bands 9-90 kHz, 110-490 kHz and above 1000 MHz. Radiated emission limits in these three bands are based on measurements employing an average detector.
d) Averaging type = power (i.e., rms) (As an alternative, the detector and averaging type may be set for linear voltage averaging. Some instruments require linear display mode to use linear voltage

This report shall not be reproduced except in full, without the written approval of TA Technology (Shanghai) Co., Ltd.

averaging. Log or dB averaging shall not be used.)

e) Sweep time = auto.

f) Perform a trace average of at least 100 traces if the transmission is continuous. If the transmission is not continuous, then the number of traces shall be increased by a factor of 1 / D, where D is the duty cycle. For example, with 50% duty cycle, at least 200 traces shall be averaged. (If a specific emission is demonstrated to be continuous—i.e., 100% duty cycle—then rather than turning ON and OFF with the transmit cycle, at least 100 traces shall be averaged.)

g) If tests are performed with the EUT transmitting at a duty cycle less than 98%, then a correction factor shall be added to the measurement results prior to comparing with the emission limit, to compute the emission level that would have been measured had the test been performed at 100% duty cycle. The correction factor is computed as follows:

1) If power averaging (rms) mode was used in the preceding step e), then the correction factor is [10 log (1 / D)], where D is the duty cycle. For example, if the transmit duty cycle was 50%, then 3 dB shall be added to the measured emission levels.

2) If linear voltage averaging mode was used in the preceding step e), then the correction factor is [20 log (1 / D)], where D is the duty cycle. For example, if the transmit duty cycle was 50%, then 6 dB shall be added to the measured emission levels.

3) If a specific emission is demonstrated to be continuous (100% duty cycle) rather than turning ON and OFF with the transmit cycle, then no duty cycle correction is required for that emission.

The test is in transmitting mode.

This report shall not be reproduced except in full, without the written approval of TA Technology (Shanghai) Co., Ltd.

Test setup

9KHz ~ 30MHz

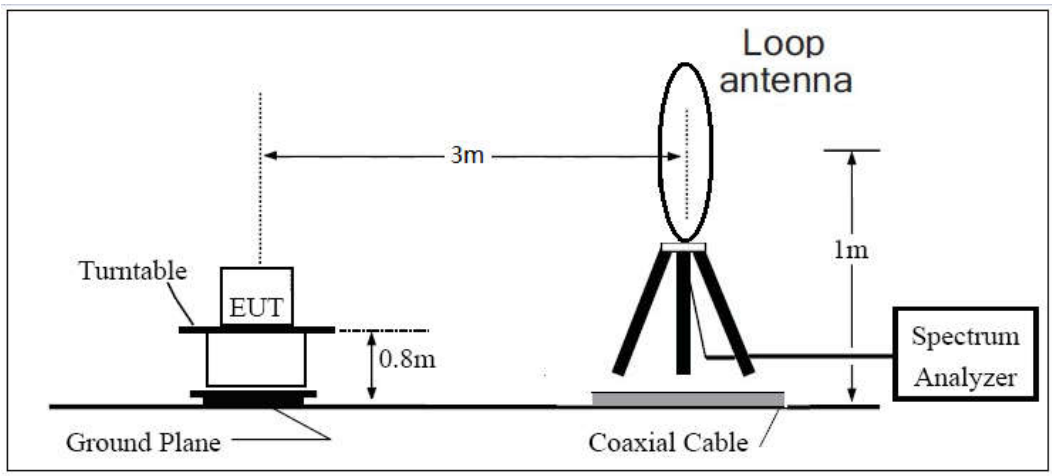

30MHz ~ 1GHz

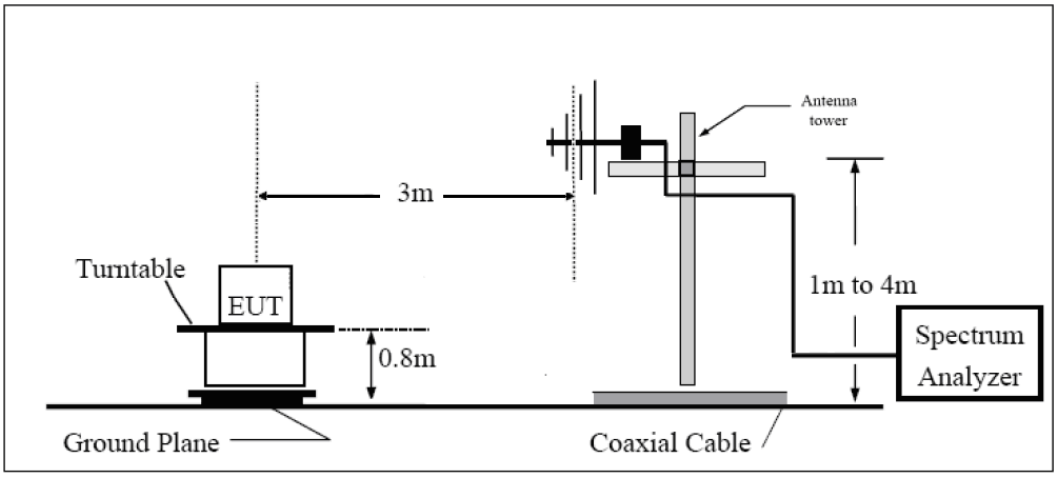

Above 1GHz

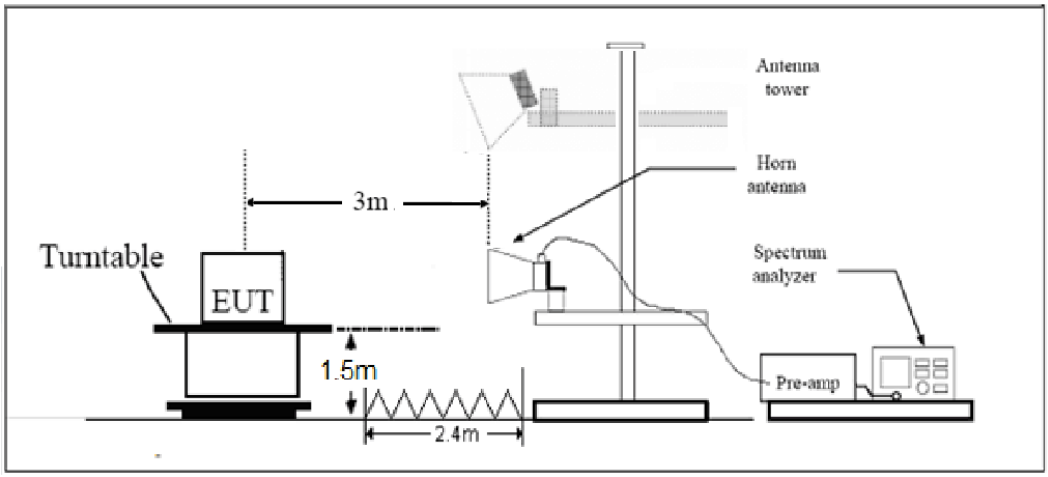

Note: Area side:2.4mX3.6m

This report shall not be reproduced except in full, without the written approval of TA Technology (Shanghai) Co., Ltd.

Limits

Rule Part 15.247(d) specifies that "In addition, radiated emissions which fall in the restricted bands, as defined in § 15.205(a), must also comply with the radiated emission limits specified in § 15.209(a) (see § 15.205(c))."

Limit in restricted band

Frequency of emission (MHz)	Field strength(uV/m)	Field strength(dBuV/m)
0.009–0.490	2400/F(kHz)	/
0.490–1.705	24000/F(kHz)	/
1.705–30.0	30	/
30-88	100	40
88-216	150	43.5
216-960	200	46
Above960	500	54

§15.35(b)

There is also a limit on the radio frequency emissions, as measured using instrumentation with a peak detector function, corresponding to 20 dB above the maximum permitted average limit.

Peak Limit=74 dBuV/m

Average Limit=54 dBuV/m

This report shall not be reproduced except in full, without the written approval of TA Technology (Shanghai) Co., Ltd.

Spurious Radiated Emissions are permitted in any of the frequency bands listed below:

MHz	MHz	MHz	GHz
0.090-0.110	16.42-16.423	399.9-410	4.5-5.15
[1] 0.495-0.505	16.69475-16.69525	608-614	5.35-5.46
2.1735-2.1905	16.80425-16.80475	960-1240	7.25-7.75
4.125-4.128	25.5-25.67	1300-1427	8.025-8.5
4.17725-4.17775	37.5-38.25	1435-1626.5	9.0-9.2
4.20725-4.20775	73-74.6	1645.5-1646.5	9.3-9.5
6.215-6.218	74.8-75.2	1660-1710	10.6-12.7
6.26775-6.26825	108-121.94	1718.8-1722.2	13.25-13.4
6.31175-6.31225	123-138	2200-2300	14.47-14.5
8.291-8.294	149.9-150.05	2310-2390	15.35-16.2
8.362-8.366	156.52475-156.52525	2483.5-2500	17.7-21.4
8.37625-8.38675	156.7-156.9	2690-2900	22.01-23.12
8.41425-8.41475	162.0125-167.17	3260-3267	23.6-24.0
12.29-12.293	167.72-173.2	3332-3339	31.2-31.8
12.51975-12.52025	240-285	3345.8-3358	36.43-36.5
12.57675-12.57725	322-335.4	3600-4400	([2])
13.36-13.41			

Measurement Uncertainty

The assessed measurement uncertainty to ensure 95% confidence level for the normal distribution is with the coverage factor *k* = 1.96.

Frequency	Uncertainty
9KHz-30MHz	3.55 dB
30MHz-200MHz	4.17 dB
200MHz-1GHz	4.84 dB
1-18GHz	4.35 dB
18-26.5GHz	5.90 dB
26.5GHz~40GHz	5.92 dB

This report shall not be reproduced except in full, without the written approval of TA Technology (Shanghai) Co., Ltd.

Test Results:

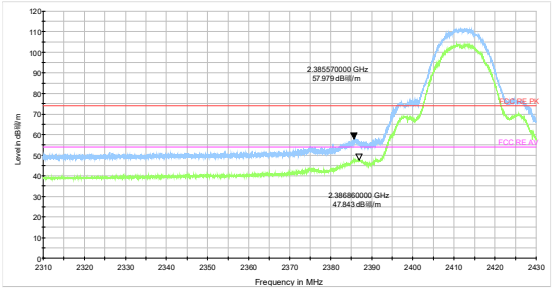

802.11b-Channel 1 Peak+ Average

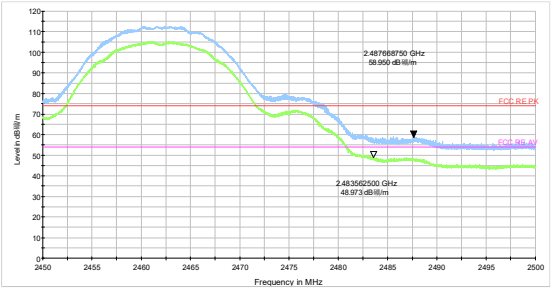

802.11b-Channel 11 Peak+ Average

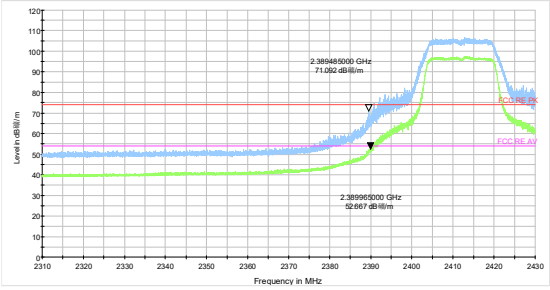

802.11g-Channel 1 Peak+ Average

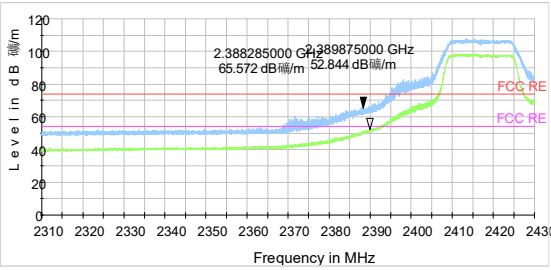

802.11g-Channel 2 Peak+ Average

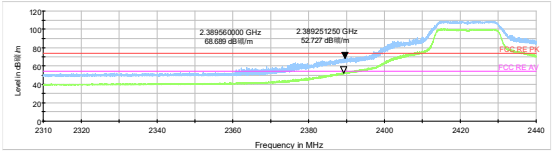

802.11g-Channel 3 Peak+ Average

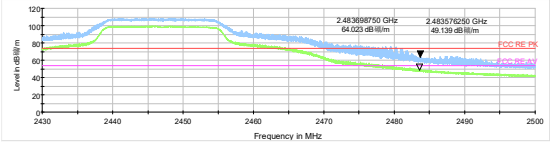

802.11g-Channel 8 Peak+ Average

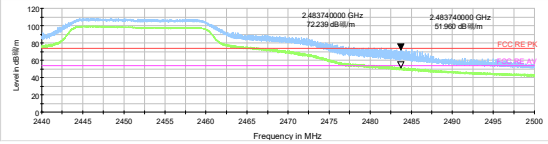

802.11g-Channel 9 Peak+ Average

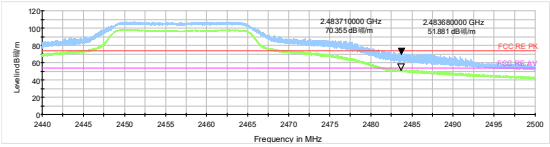

802.11g-Channel 10 Peak+ Average

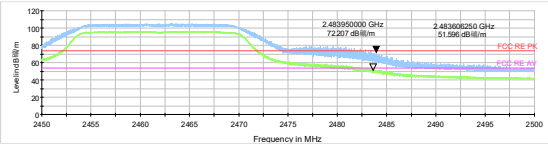

802.11g-Channel 11 Peak+ Average

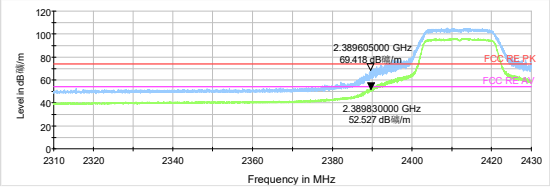

802.11n HT20 -Channel 1 Peak+ Average

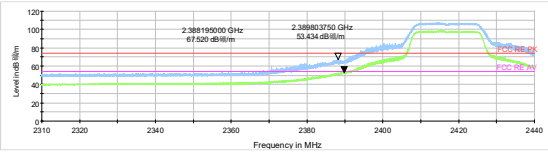

802.11n HT20 -Channel 2 Peak+ Average

This report shall not be reproduced except in full, without the written approval of TA Technology (Shanghai) Co., Ltd.

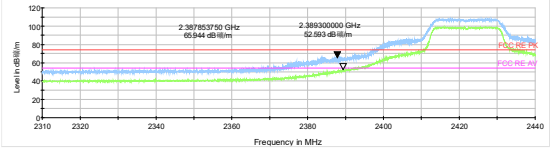

802.11n HT20 -Channel 3 Peak+ Average

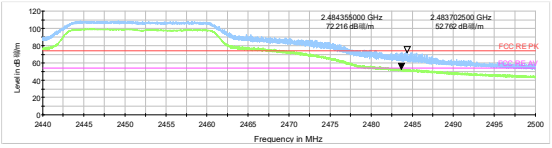

802.11n HT20 -Channel 9 Peak+ Average

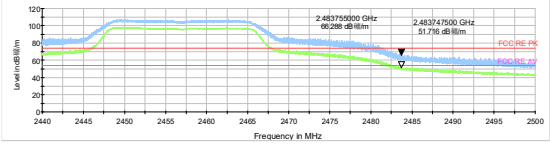

802.11n HT20 -Channel 10 Peak+ Average

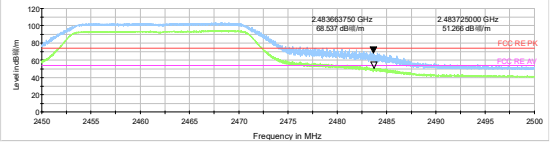

802.11n HT20 -Channel 11 Peak+ Average

This report shall not be reproduced except in full, without the written approval of TA Technology (Shanghai) Co., Ltd.

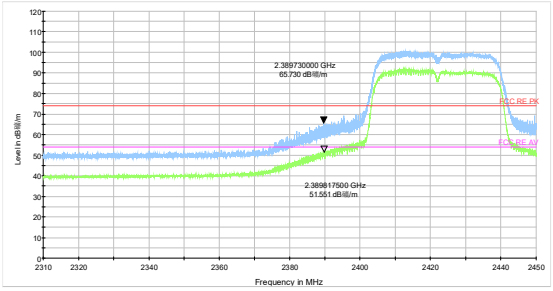

802.11n HT40 –Channel 3 Peak+ Average

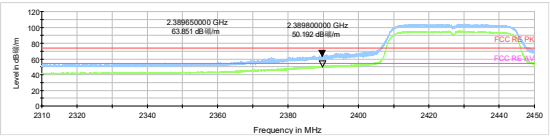

802.11n HT40 –Channel 4 Peak+ Average

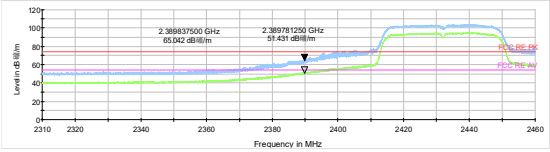

802.11n HT40 –Channel 5 Peak+ Average

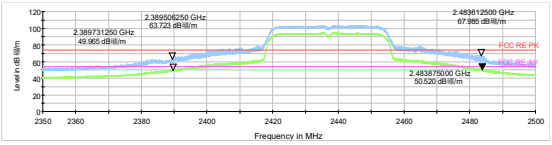

802.11n HT40 –Channel 6 Peak+ Average

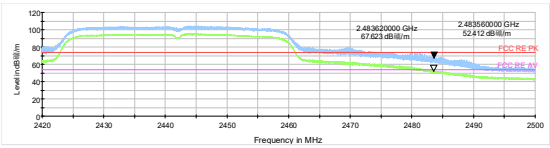

802.11n HT40 –Channel 7 Peak+ Average

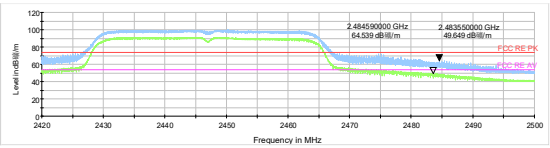

802.11n HT40 –Channel 8 Peak+ Average

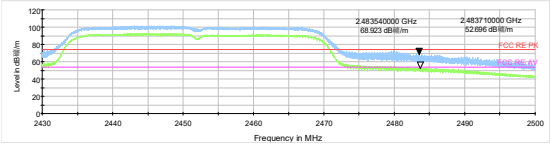

802.11n HT40 –Channel 9 Peak+ Average

After the pretest, Bluetooth LE (1M) was selected as the worst Mode for Bluetooth LE.

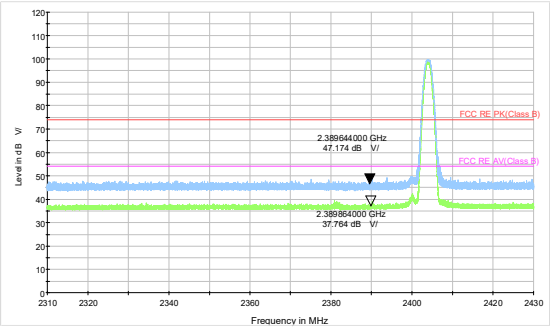

Bluetooth LE (1M) Channel 0 Peak+ Average

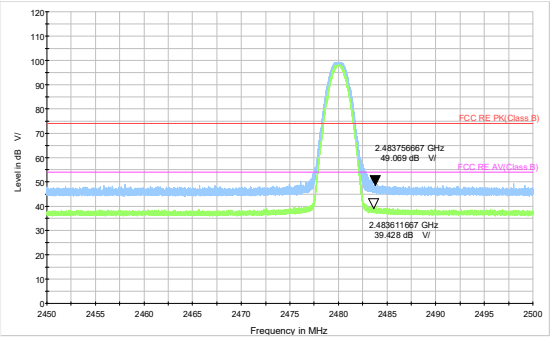

Bluetooth LE (1M) Channel 39 Peak+Average

This report shall not be reproduced except in full, without the written approval of TA Technology (Shanghai) Co., Ltd.

Result of RE

Test result

The following graphs display the maximum values of horizontal and vertical by software.
For above 1GHz, Blue trace uses the peak detection, Green trace uses the average detection.

During the test, the Radiates Emission from 30MHz to 1GHz was performed in all modes with all channels, 802.11n (HT20) CH9 are selected as the worst condition. The test data of the worst-case condition was recorded in this report.
A font (Level in dBµV/)in the test plot =(level in dB µ V/m)

Continuous TX mode:

FCC RE 9K-90KHz AV

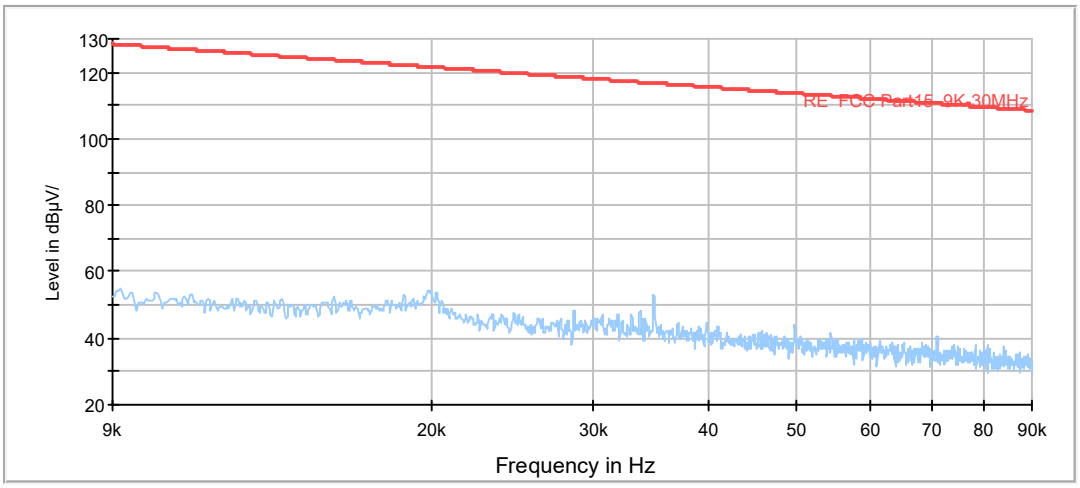

Radiates Emission from 9KHz to 90KHz

FCC RE 90K-110KHz QP

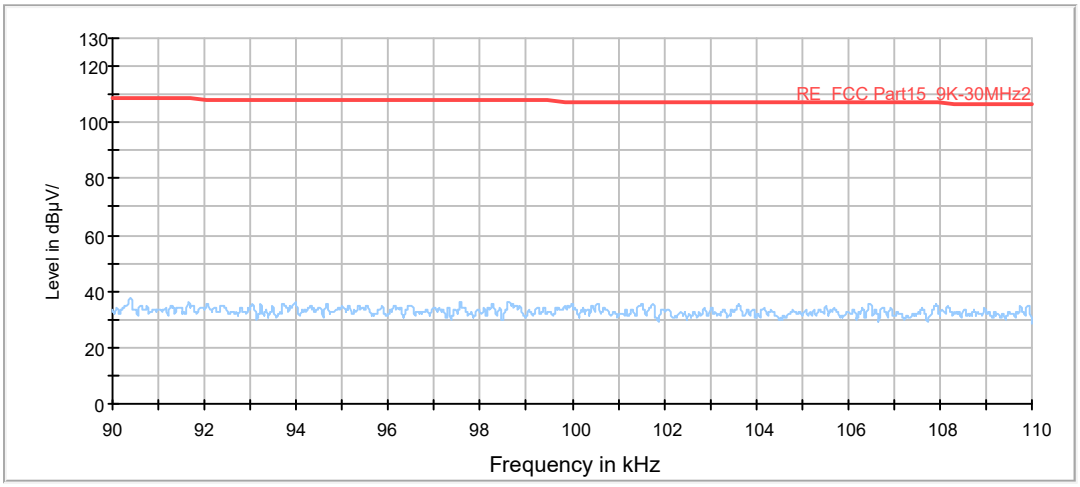

Radiates Emission from 90KHz to 110KHz

This report shall not be reproduced except in full, without the written approval of TA Technology (Shanghai) Co., Ltd.

FCC RE 110K-490KHz AV

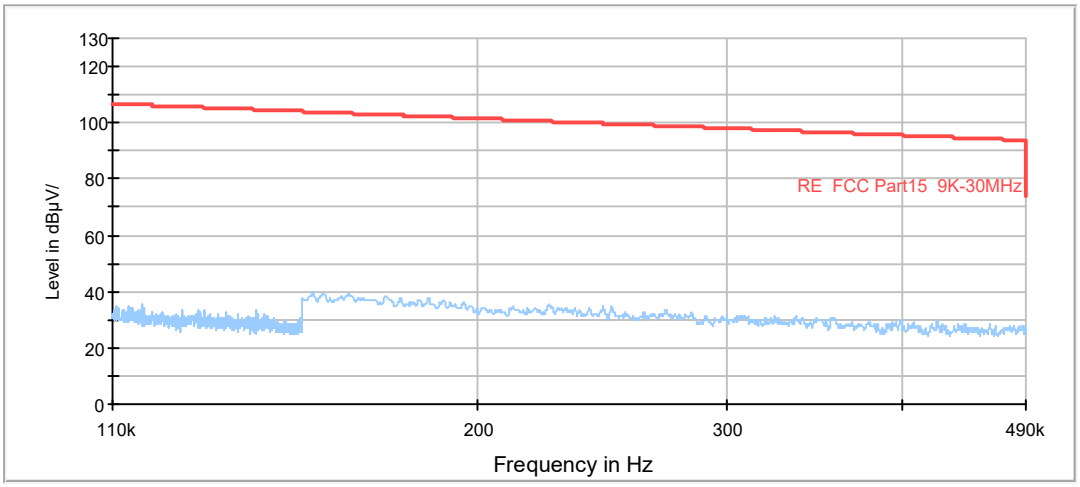

Radiates Emission from 110KHz to 490KHz

FCC RE 490K-30MHz QP

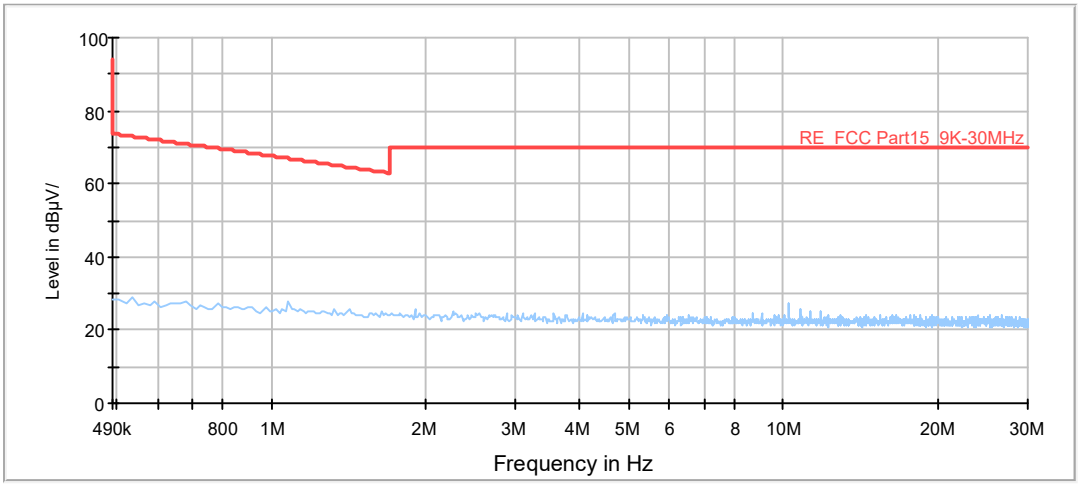

Radiates Emission from 490KHz to 30MHz

This report shall not be reproduced except in full, without the written approval of TA Technology (Shanghai) Co., Ltd.

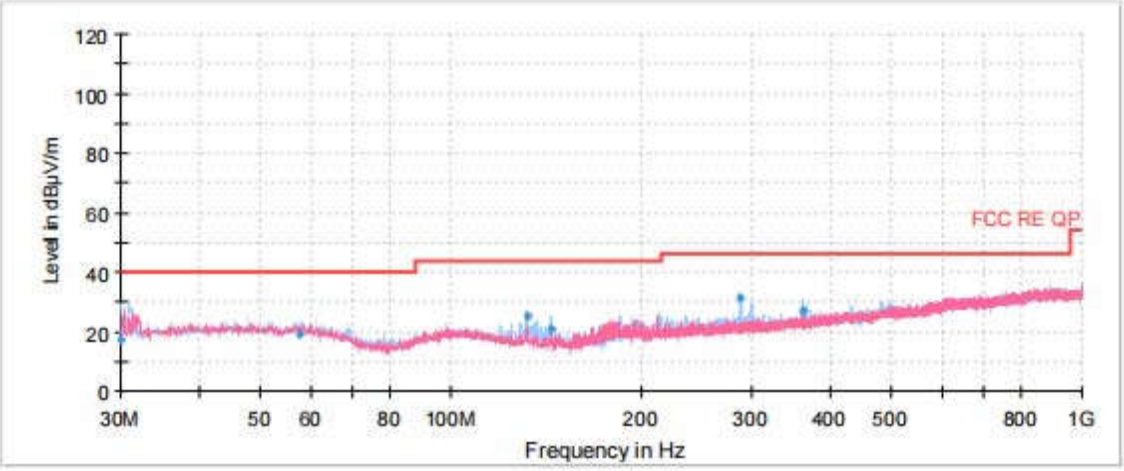

Radiates Emission from 30MHz to 1GHz

Frequency (MHz)	Quasi-Peak (dBuV/m)	Height (cm)	Polarization	Azimuth (deg)	Correct Factor (dB)	Margin (dB)	Limit (dBuV/m)
30.00	16.93	190.0	H	10.00	12	23.07	40.00
57.81	19.17	225.0	H	168.00	14	20.83	40.00
131.97	25.01	211.0	H	141.00	10	18.49	43.50
144.02	21.00	180.0	H	156.00	9	22.50	43.50
288.02	31.43	105.0	H	155.00	15	14.57	46.00
360.00	26.98	100.0	H	130.00	16	19.02	46.00

Remark: 1. Correction Factor = Antenna factor+ Insertion loss(cable loss+amplifier gain)

2. Margin = Limit – Quasi-Peak

This report shall not be reproduced except in full, without the written approval of TA Technology (Shanghai) Co., Ltd.

802.11b CH1

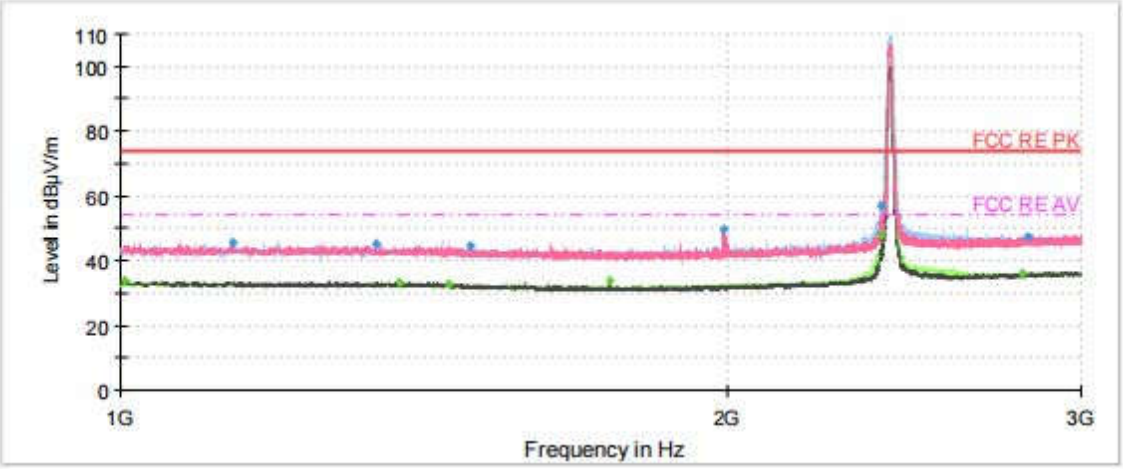

Note: The signal beyond the limit is carrier.

Radiates Emission from 1GHz to 3GHz

Frequency (MHz)	MaxPeak (dB µ V/m)	Average (dB µ V/m)	Limit (dB µ V/m)	Margin (dB)	Height (cm)	Pol	Azimuth (deg)	Corr. (dB/m)
1004.00	---	33.89	54.00	20.11	200.0	V	345.00	-10
1136.00	45.64	---	74.00	28.36	100.0	V	46.00	-9
1337.75	45.05	---	74.00	28.95	100.0	V	163.00	-8
1374.50	---	33.33	54.00	20.67	200.0	H	168.00	-7
1455.50	---	32.86	54.00	21.14	200.0	H	142.00	-7
1491.75	44.41	---	74.00	29.59	100.0	H	273.00	-7
1750.00	---	33.82	54.00	20.18	100.0	V	13.00	-6
1993.00	49.45	---	74.00	24.55	100.0	V	190.00	-5
2385.75	56.95	---	74.00	17.05	100.0	H	76.00	-4
2386.25	---	48.11	54.00	5.89	100.0	H	76.00	-4
2805.50	---	36.11	54.00	17.89	100.0	H	356.00	-3
2826.25	47.55	---	74.00	26.45	200.0	H	124.00	-3

Remark: 1. Correction Factor = Antenna factor+ Insertion loss (cable loss + amplifier gain)

This report shall not be reproduced except in full, without the written approval of TA Technology (Shanghai) Co., Ltd.

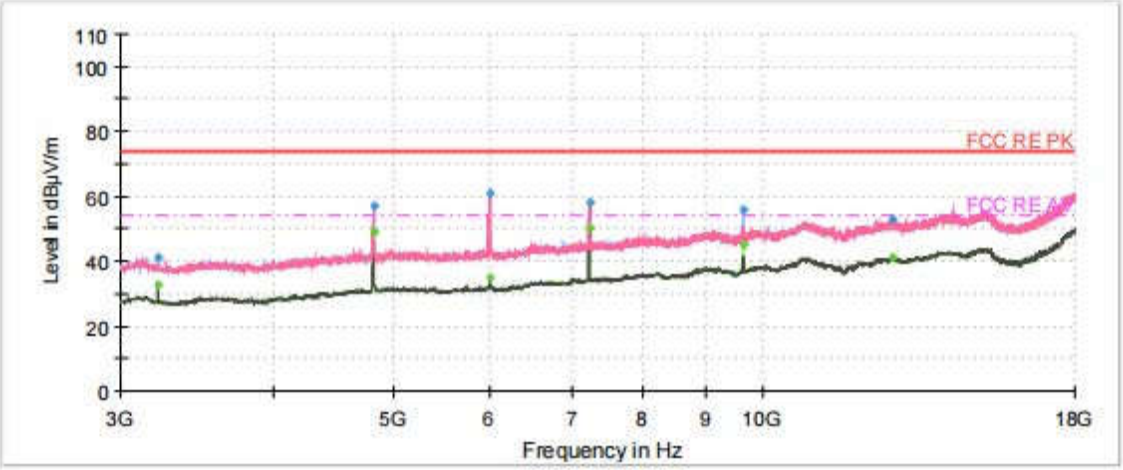

Radiates Emission from 3GHz to 18GHz

Frequency (MHz)	MaxPeak (dB µ V/m)	Average (dB µ V/m)	Limit (dB µ V/m)	Margin (dB)	Height (cm)	Pol	Azimuth (deg)	Corr. (dB/m)
3215.63	---	32.52	54.00	21.48	200.0	V	125.00	-13
3215.63	41.11	---	74.00	32.89	200.0	H	355.00	-13
4822.50	---	48.96	54.00	5.04	200.0	H	192.00	-9
4824.38	57.19	---	74.00	16.81	200.0	H	192.00	-9
5992.50	60.70	---	74.00	13.30	100.0	V	257.00	-5
5992.50	---	34.83	54.00	19.17	100.0	V	257.00	-5
7233.75	---	50.28	54.00	3.73	100.0	V	295.00	-4
7233.75	57.95	---	74.00	16.05	100.0	V	295.00	-4
9646.88	55.57	---	74.00	18.43	100.0	H	338.00	-2
9648.75	---	45.39	54.00	8.61	100.0	H	328.00	-2
12772.50	---	41.32	54.00	12.68	100.0	V	305.00	2
12776.25	52.84	---	74.00	21.16	200.0	H	61.00	2

Remark: 1. Correction Factor = Antenna factor+ Insertion loss (cable loss + amplifier gain)

This report shall not be reproduced except in full, without the written approval of TA Technology (Shanghai) Co., Ltd.

802.11b CH6

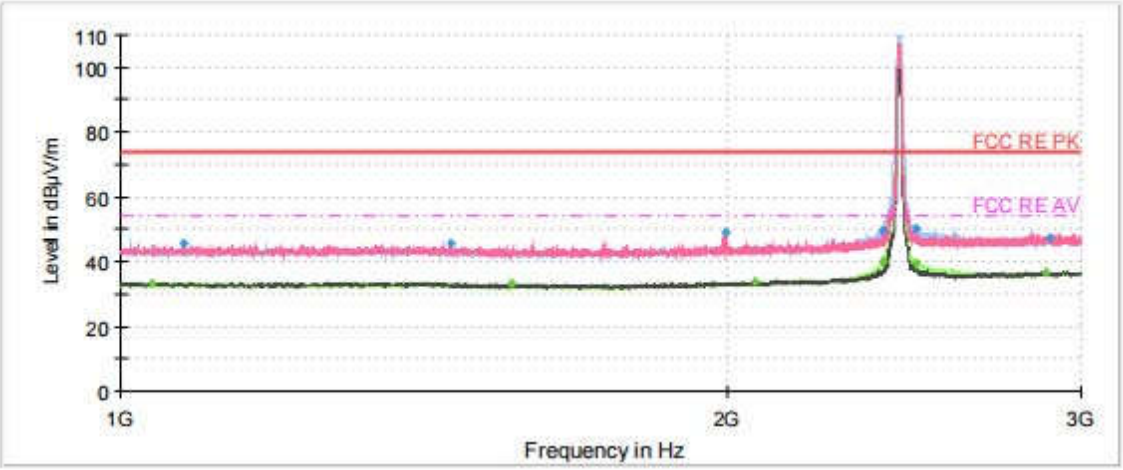

Note: The signal beyond the limit is carrier.

Radiates Emission from 1GHz to 3GHz

Frequency (MHz)	MaxPeak (dB µ V/m)	Average (dB µ V/m)	Limit (dB µ V/m)	Margin (dB)	Height (cm)	Pol	Azimuth (deg)	Corr. (dB/m)
1036.00	---	33.56	54.00	20.44	100.0	V	207.00	-10
1074.25	45.53	---	74.00	28.47	100.0	V	103.00	-9
1459.75	45.47	---	74.00	28.53	200.0	V	165.00	-7
1564.25	---	33.30	54.00	20.70	100.0	V	320.00	-7
1996.25	49.11	---	74.00	24.89	200.0	V	0.00	-5
2067.25	---	33.76	54.00	20.24	100.0	H	163.00	-5
2388.50	---	40.20	54.00	13.80	200.0	H	86.00	-4
2389.00	49.59	---	74.00	24.41	200.0	H	86.00	-4
2483.75	50.42	---	74.00	23.58	200.0	H	60.00	-4
2484.50	---	39.34	54.00	14.66	200.0	H	60.00	-4
2882.75	---	36.64	54.00	17.36	100.0	V	293.00	-3
2896.25	47.42	---	74.00	26.58	100.0	H	316.00	-3

Remark: 1. Correction Factor = Antenna factor+ Insertion loss (cable loss + amplifier gain)

This report shall not be reproduced except in full, without the written approval of TA Technology (Shanghai) Co., Ltd.

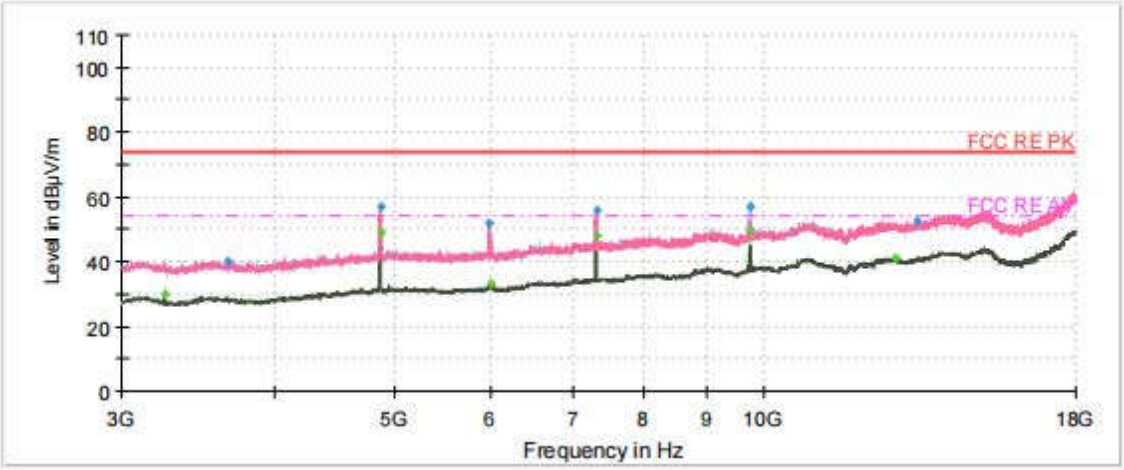

Radiates Emission from 3GHz to 18GHz

Frequency (MHz)	MaxPeak (dB µ V/m)	Average (dB µ V/m)	Limit (dB µ V/m)	Margin (dB)	Height (cm)	Pol	Azimuth (deg)	Corr. (dB/m)
3247.50	---	29.86	54.00	24.14	200.0	V	221.00	-13
3663.75	40.27	---	74.00	33.73	100.0	V	0.00	-12
4873.13	---	49.23	54.00	4.77	200.0	H	195.00	-9
4873.13	56.71	---	74.00	17.29	200.0	V	221.00	-9
5985.00	51.88	---	74.00	22.12	100.0	V	0.00	-5
5998.13	---	33.01	54.00	20.99	100.0	H	144.00	-5
7308.75	---	48.04	54.00	5.96	100.0	V	298.00	-3
7310.63	55.82	---	74.00	18.18	100.0	V	298.00	-3
9748.13	56.82	---	74.00	17.18	100.0	H	0.00	-2
9748.13	---	49.70	54.00	4.30	100.0	H	0.00	-2
12815.63	---	41.12	54.00	12.88	100.0	V	82.00	2
13346.25	52.60	---	74.00	21.40	100.0	H	41.00	3

Remark: 1. Correction Factor = Antenna factor+ Insertion loss (cable loss + amplifier gain)

This report shall not be reproduced except in full, without the written approval of TA Technology (Shanghai) Co., Ltd.

802.11b CH11

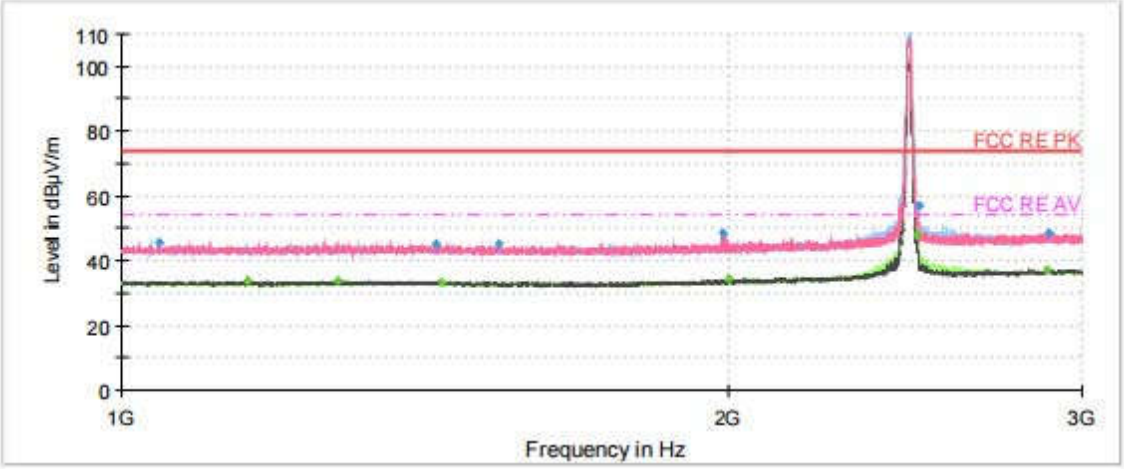

Note: The signal beyond the limit is carrier.

Radiates Emission from 1GHz to 3GHz

Frequency (MHz)	MaxPeak (dB µ V/m)	Average (dB µ V/m)	Limit (dB µ V/m)	Margin (dB)	Height (cm)	Pol	Azimuth (deg)	Corr. (dB/m)
1043.50	45.49	---	74.00	28.51	200.0	V	352.00	-10
1153.50	---	33.70	54.00	20.31	100.0	V	311.00	-9
1280.00	---	34.10	54.00	19.90	200.0	V	274.00	-8
1433.25	45.24	---	74.00	28.76	200.0	V	129.00	-7
1443.50	---	33.48	54.00	20.52	200.0	V	290.00	-7
1540.00	45.00	---	74.00	29.00	200.0	V	357.00	-7
1990.50	48.66	---	74.00	25.34	200.0	V	356.00	-5
2001.75	---	34.34	54.00	19.66	200.0	V	325.00	-5
2486.50	---	47.93	54.00	6.07	200.0	H	55.00	-4
2488.00	57.00	---	74.00	17.00	100.0	H	84.00	-4
2882.75	---	37.17	54.00	16.83	200.0	V	358.00	-3
2890.75	48.68	---	74.00	25.32	100.0	H	358.00	-3

Remark: 1. Correction Factor = Antenna factor+ Insertion loss (cable loss + amplifier gain)

This report shall not be reproduced except in full, without the written approval of TA Technology (Shanghai) Co., Ltd.

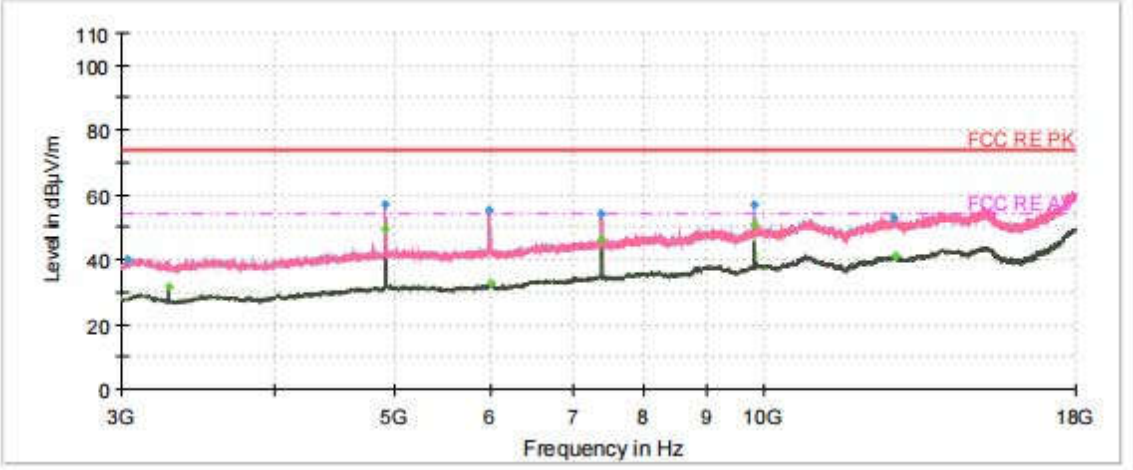

Radiates Emission from 3GHz to 18GHz

Frequency (MHz)	MaxPeak (dB µ V/m)	Average (dB µ V/m)	Limit (dB µ V/m)	Margin (dB)	Height (cm)	Pol	Azimuth (deg)	Corr. (dB/m)
3033.75	40.33	---	74.00	33.67	200.0	H	136.00	-13
3281.25	---	31.52	54.00	22.48	200.0	V	218.00	-13
4923.75	---	49.64	54.00	4.36	200.0	V	218.00	-8
4923.75	56.89	---	74.00	17.11	200.0	V	218.00	-8
5981.25	55.20	---	74.00	18.80	100.0	V	250.00	-6
5998.13	---	32.87	54.00	21.13	100.0	H	157.00	-5
7383.75	53.89	---	74.00	20.11	100.0	V	298.00	-3
7383.75	---	46.44	54.00	7.56	100.0	V	298.00	-3
9847.50	57.22	---	74.00	16.78	100.0	H	0.00	-1
9847.50	---	50.59	54.00	3.41	100.0	H	0.00	-1
12785.63	52.80	---	74.00	21.20	100.0	H	3.00	2
12811.88	---	41.09	54.00	12.91	100.0	H	20.00	2

Remark: 1. Correction Factor = Antenna factor+ Insertion loss (cable loss + amplifier gain)

This report shall not be reproduced except in full, without the written approval of TA Technology (Shanghai) Co., Ltd.

802.11g CH1

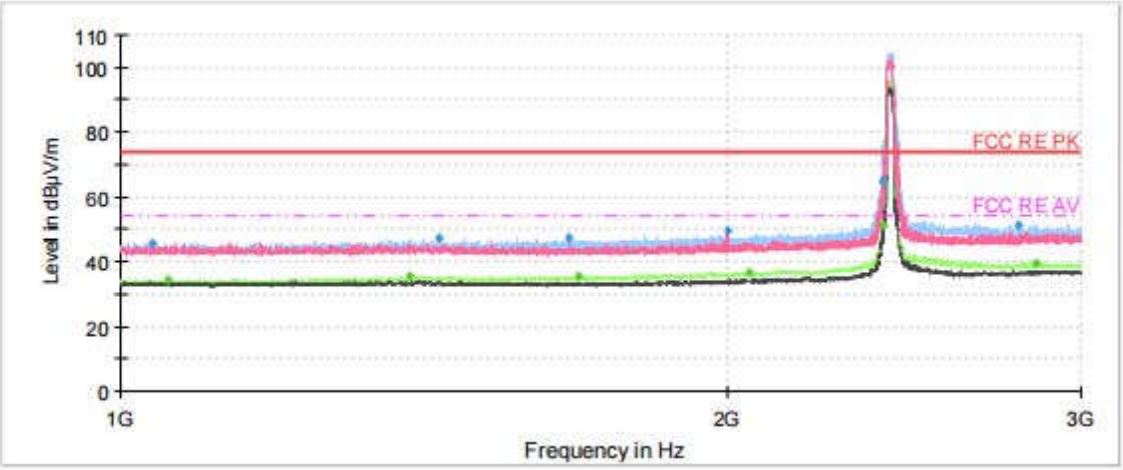

Note: The signal beyond the limit is carrier.

Radiates Emission from 1GHz to 3GHz

Frequency (MHz)	MaxPeak (dB µ V/m)	Average (dB µ V/m)	Limit (dB µ V/m)	Margin (dB)	Height (cm)	Pol	Azimuth (deg)	Corr. (dB/m)
1036.25	45.92	---	74.00	28.08	200.0	H	11.00	-10
1054.75	---	34.67	54.00	19.33	100.0	H	122.00	-10
1391.75	---	35.34	54.00	18.66	100.0	H	350.00	-7
1438.75	47.16	---	74.00	26.84	100.0	H	336.00	-7
1667.25	47.57	---	74.00	26.43	100.0	H	0.00	-6
1687.25	---	35.48	54.00	18.52	200.0	H	3.00	-6
2000.25	49.59	---	74.00	24.41	200.0	V	135.00	-5
2053.50	---	36.65	54.00	17.35	100.0	H	0.00	-5
2389.00	64.96	---	74.00	9.04	200.0	H	90.00	-4
2389.25	---	51.05	54.00	2.95	200.0	H	90.00	-4
2794.75	51.42	---	74.00	22.58	200.0	H	0.00	-4
2845.75	---	39.29	54.00	14.71	200.0	H	7.00	-3

Remark: 1. Correction Factor = Antenna factor+ Insertion loss (cable loss + amplifier gain)

This report shall not be reproduced except in full, without the written approval of TA Technology (Shanghai) Co., Ltd.

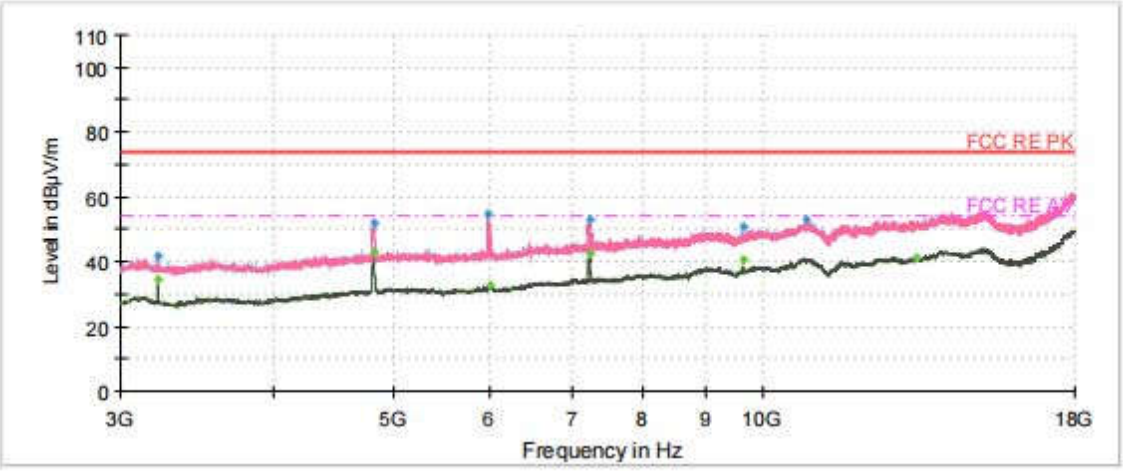

Radiates Emission from 3GHz to 18GHz

Frequency (MHz)	MaxPeak (dB µ V/m)	Average (dB µ V/m)	Limit (dB µ V/m)	Margin (dB)	Height (cm)	Pol	Azimuth (deg)	Corr. (dB/m)
3215.63	---	34.57	54.00	19.43	100.0	H	80.00	-13
3215.63	41.96	---	74.00	32.04	200.0	V	242.00	-13
4824.38	---	42.96	54.00	11.04	200.0	H	192.00	-9
4824.38	51.74	---	74.00	22.26	200.0	H	192.00	-9
5975.63	54.95	---	74.00	19.05	200.0	V	81.00	-6
5996.25	---	32.85	54.00	21.15	200.0	H	349.00	-5
7235.63	---	42.33	54.00	11.67	100.0	V	295.00	-4
7243.13	53.21	---	74.00	20.79	100.0	V	295.00	-4
9643.13	51.01	---	74.00	22.99	100.0	H	4.00	-2
9646.88	---	40.37	54.00	13.63	100.0	H	0.00	-2
10854.38	52.83	---	74.00	21.17	200.0	H	286.00	0
13340.63	---	41.33	54.00	12.67	100.0	V	267.00	3

Remark: 1. Correction Factor = Antenna factor+ Insertion loss (cable loss + amplifier gain)

This report shall not be reproduced except in full, without the written approval of TA Technology (Shanghai) Co., Ltd.

802.11g CH2

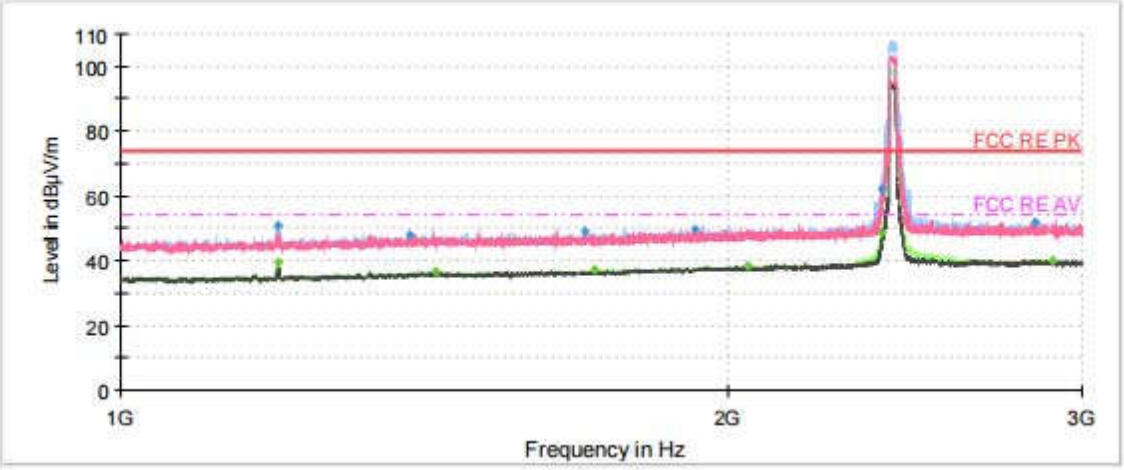

Note: The signal beyond the limit is carrier.

Radiates Emission from 1GHz to 3GHz

Frequency (MHz)	MaxPeak (dB µ V/m)	Average (dB µ V/m)	Limit (dB µ V/m)	Margin (dB)	Height (cm)	Pol	Azimuth (deg)	Corr. (dB/m)
1197.25	---	39.54	54.00	14.46	200.0	H	105.00	-9
1197.25	50.73	---	74.00	23.27	200.0	H	105.00	-9
1390.75	48.21	---	74.00	25.79	200.0	V	8.00	-7
1432.75	---	36.63	54.00	17.37	100.0	H	257.00	-7
1701.00	48.88	---	74.00	25.12	100.0	H	117.00	-6
1717.75	---	37.10	54.00	16.90	200.0	H	166.00	-6
1926.00	49.58	---	74.00	24.42	100.0	H	160.00	-5
2048.00	---	38.32	54.00	15.68	100.0	H	142.00	-5
2383.75	62.20	---	74.00	11.80	100.0	H	20.00	-4
2386.75	---	48.47	54.00	5.53	200.0	H	353.00	-4
2839.75	52.03	---	74.00	21.97	200.0	V	4.00	-3
2898.50	---	39.83	54.00	14.17	200.0	H	251.00	-3

Remark: 1. Correction Factor = Antenna factor+ Insertion loss (cable loss + amplifier gain)

This report shall not be reproduced except in full, without the written approval of TA Technology (Shanghai) Co., Ltd.

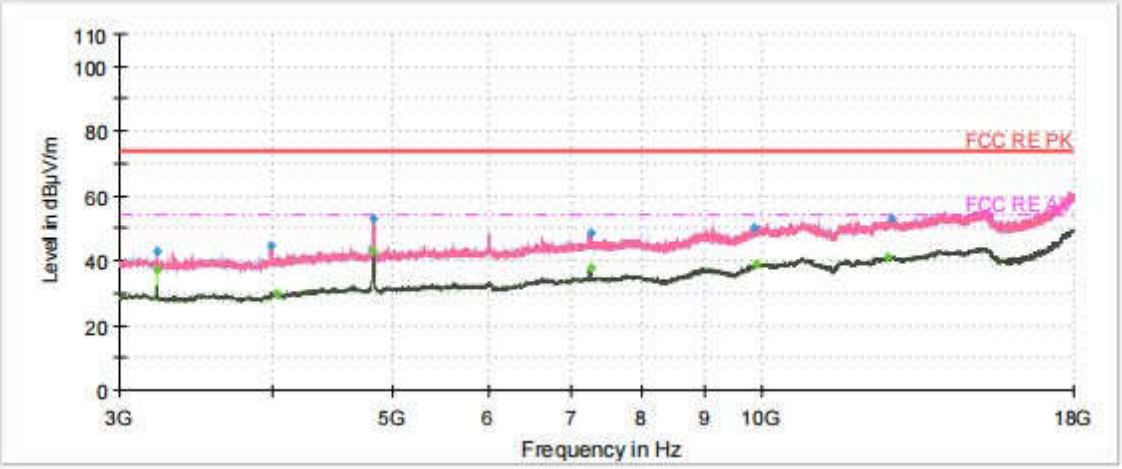

Radiates Emission from 3GHz to 18GHz

Frequency (MHz)	MaxPeak (dB µ V/m)	Average (dB µ V/m)	Limit (dB µ V/m)	Margin (dB)	Height (cm)	Pol	Azimuth (deg)	Corr. (dB/m)
3221.25	---	37.00	54.00	17.00	100.0	H	33.00	-13
3221.25	42.73	---	74.00	31.27	100.0	H	33.00	-13
3980.63	44.66	---	74.00	29.34	200.0	V	220.00	-11
4021.88	---	30.16	54.00	23.84	100.0	V	357.00	-11
4831.88	53.01	---	74.00	20.99	100.0	H	204.00	-9
4833.75	---	42.82	54.00	11.18	200.0	H	200.00	-9
7254.38	---	37.64	54.00	16.36	100.0	H	299.00	-4
7260.00	48.43	---	74.00	25.57	200.0	H	320.00	-4
9873.75	50.39	---	74.00	23.61	200.0	H	359.00	-1
9890.63	---	38.84	54.00	15.16	200.0	H	320.00	-1
12675.00	---	41.36	54.00	12.64	200.0	V	68.00	2
12789.38	53.11	---	74.00	20.89	100.0	H	33.00	2

Remark: 1. Correction Factor = Antenna factor+ Insertion loss (cable loss + amplifier gain)

This report shall not be reproduced except in full, without the written approval of TA Technology (Shanghai) Co., Ltd.

802.11g CH3

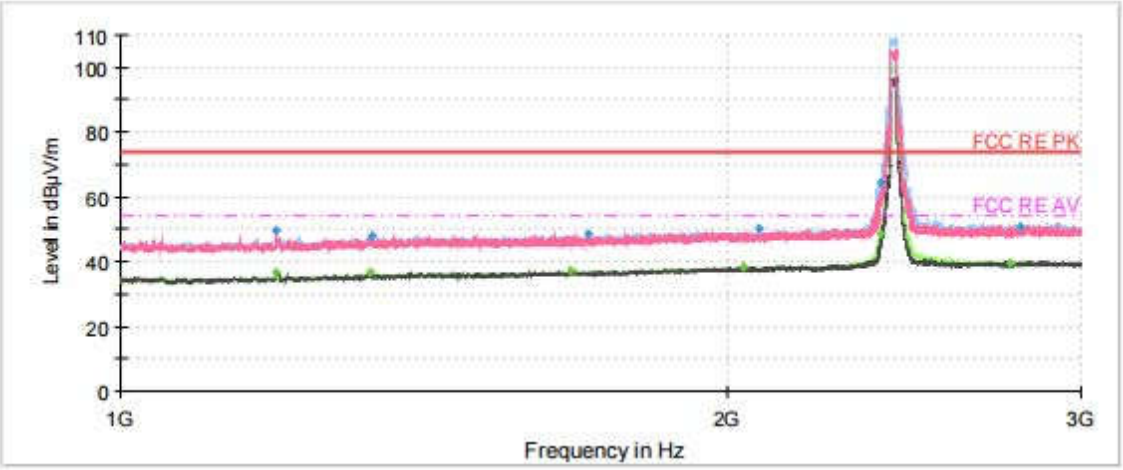

Note: The signal beyond the limit is carrier.

Radiates Emission from 1GHz to 3GHz

Frequency (MHz)	MaxPeak (dB µ V/m)	Average (dB µ V/m)	Limit (dB µ V/m)	Margin (dB)	Height (cm)	Pol	Azimuth (deg)	Corr. (dB/m)
1195.25	49.51	---	74.00	24.49	200.0	V	11.00	-9
1195.50	---	36.88	54.00	17.12	200.0	V	16.00	-9
1330.00	---	36.91	54.00	17.09	100.0	V	358.00	-8
1332.25	48.19	---	74.00	25.81	100.0	V	114.00	-8
1674.25	---	37.11	54.00	16.89	200.0	V	0.00	-6
1705.25	48.26	---	74.00	25.74	200.0	V	0.00	-6
2039.25	---	38.35	54.00	15.65	200.0	V	89.00	-5
2076.75	50.24	---	74.00	23.76	100.0	H	3.00	-5
2383.75	64.13	---	74.00	9.87	200.0	H	0.00	-4
2385.25	---	48.51	54.00	5.49	100.0	H	38.00	-4
2765.75	---	39.32	54.00	14.68	100.0	H	150.00	-4
2799.50	50.63	---	74.00	23.37	200.0	H	270.00	-3

Remark: 1. Correction Factor = Antenna factor+ Insertion loss (cable loss + amplifier gain)

This report shall not be reproduced except in full, without the written approval of TA Technology (Shanghai) Co., Ltd.

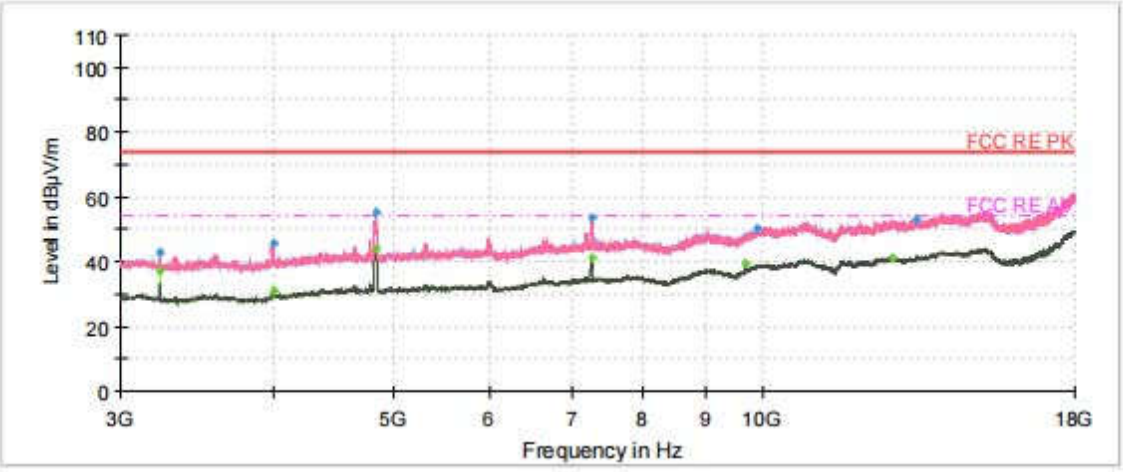

Radiates Emission from 3GHz to 18GHz

Frequency (MHz)	MaxPeak (dB µ V/m)	Average (dB µ V/m)	Limit (dB µ V/m)	Margin (dB)	Height (cm)	Pol	Azimuth (deg)	Corr. (dB/m)
3228.75	---	36.98	54.00	17.02	100.0	H	34.00	-13
3228.75	43.04	---	74.00	30.96	100.0	H	34.00	-13
3997.50	---	31.25	54.00	22.75	200.0	V	183.00	-11
3997.50	45.58	---	74.00	28.42	200.0	V	183.00	-11
4841.25	---	43.77	54.00	10.23	200.0	V	212.00	-9
4845.00	55.03	---	74.00	18.97	200.0	H	204.00	-9
7269.38	53.55	---	74.00	20.45	200.0	H	289.00	-4
7273.13	---	41.20	54.00	12.80	100.0	H	298.00	-4
9688.13	---	39.41	54.00	14.59	100.0	H	89.00	-2
9890.63	50.32	---	74.00	23.68	200.0	H	351.00	-1
12796.88	---	41.45	54.00	12.55	100.0	H	52.00	2
13340.63	53.30	---	74.00	20.71	200.0	V	51.00	3

Remark: 1. Correction Factor = Antenna factor+ Insertion loss (cable loss + amplifier gain)

This report shall not be reproduced except in full, without the written approval of TA Technology (Shanghai) Co., Ltd.

802.11g CH6

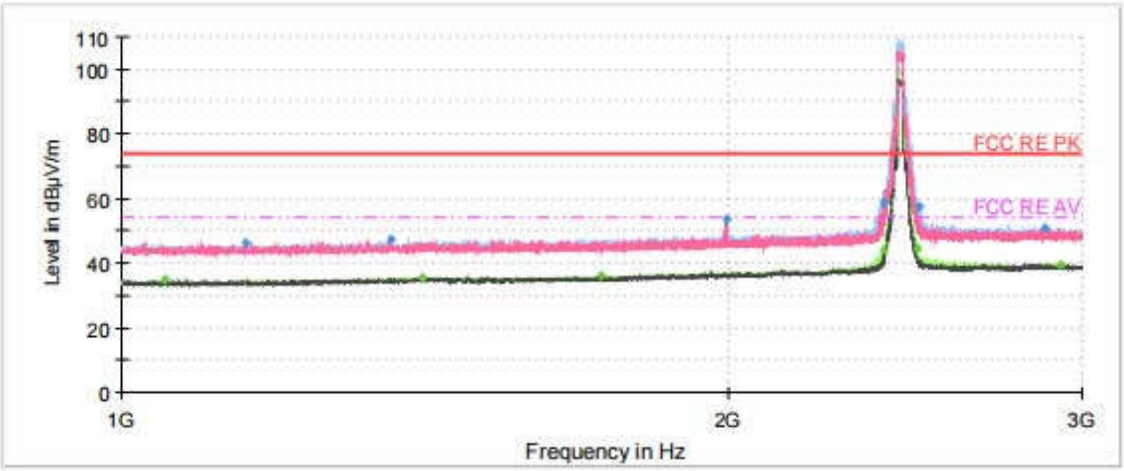

Note: The signal beyond the limit is carrier.

Radiates Emission from 1GHz to 3GHz

Frequency (MHz)	MaxPeak (dB µ V/m)	Average (dB µ V/m)	Limit (dB µ V/m)	Margin (dB)	Height (cm)	Pol	Azimuth (deg)	Corr. (dB/m)
1051.25	---	34.76	54.00	19.24	200.0	V	4.00	-10
1152.25	46.46	---	74.00	27.54	100.0	H	164.00	-9
1359.00	47.20	---	74.00	26.80	200.0	H	273.00	-7
1410.50	---	35.63	54.00	18.37	200.0	V	22.00	-7
1729.25	---	35.88	54.00	18.12	200.0	V	6.00	-6
1997.75	53.42	---	74.00	20.58	200.0	V	6.00	-5
2389.25	58.82	---	74.00	15.18	100.0	H	80.00	-4
2389.25	---	43.94	54.00	10.06	200.0	H	342.00	-4
2484.50	---	44.29	54.00	9.71	200.0	H	94.00	-4
2487.00	57.55	---	74.00	16.45	200.0	H	77.00	-4
2871.75	50.95	---	74.00	23.05	200.0	H	166.00	-3
2928.75	---	39.37	54.00	14.63	100.0	H	105.00	-3

Remark: 1. Correction Factor = Antenna factor+ Insertion loss (cable loss + amplifier gain)

This report shall not be reproduced except in full, without the written approval of TA Technology (Shanghai) Co., Ltd.

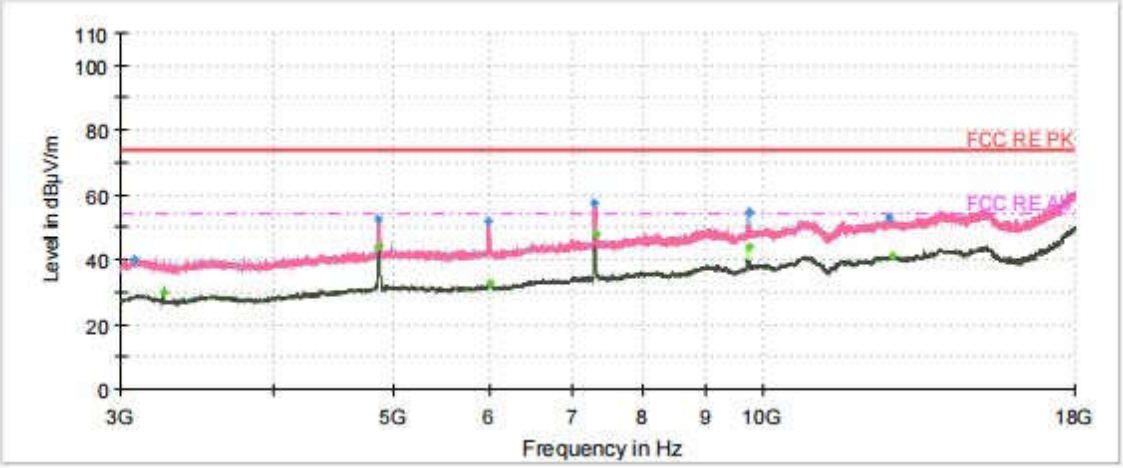

Radiates Emission from 3GHz to 18GHz

Frequency (MHz)	MaxPeak (dB µ V/m)	Average (dB µ V/m)	Limit (dB µ V/m)	Margin (dB)	Height (cm)	Pol	Azimuth (deg)	Corr. (dB/m)
3078.75	40.03	---	74.00	33.97	100.0	V	183.00	-13
3247.50	---	29.76	54.00	24.24	200.0	V	223.00	-13
4871.25	---	43.85	54.00	10.15	200.0	H	190.00	-9
4871.25	52.63	---	74.00	21.37	200.0	H	190.00	-9
5977.50	51.63	---	74.00	22.37	200.0	V	5.00	-6
6007.50	---	32.84	54.00	21.16	200.0	V	176.00	-5
7306.88	57.33	---	74.00	16.67	100.0	V	294.00	-3
7308.75	---	48.00	54.00	6.00	100.0	V	294.00	-3
9748.13	54.66	---	74.00	19.34	100.0	H	337.00	-2
9748.13	---	43.91	54.00	10.09	100.0	H	337.00	-2
12695.63	52.84	---	74.00	21.16	100.0	H	0.00	2
12793.13	---	41.41	54.00	12.59	100.0	V	50.00	2

Remark: 1. Correction Factor = Antenna factor+ Insertion loss (cable loss + amplifier gain)

This report shall not be reproduced except in full, without the written approval of TA Technology (Shanghai) Co., Ltd.

802.11g CH8

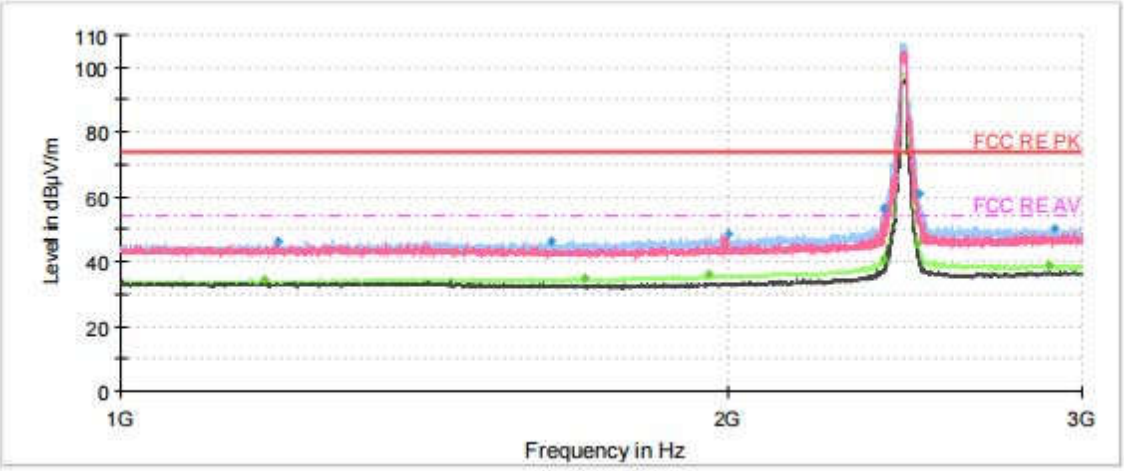

Note: The signal beyond the limit is carrier.

Radiates Emission from 1GHz to 3GHz

Frequency (MHz)	MaxPeak (dB µ V/m)	Average (dB µ V/m)	Limit (dB µ V/m)	Margin (dB)	Height (cm)	Pol	Azimuth (deg)	Corr. (dB/m)
1177.00	---	34.37	54.00	19.63	100.0	H	64.00	-9
1196.75	46.20	---	74.00	27.80	200.0	V	214.00	-9
1636.50	46.49	---	74.00	27.51	100.0	H	3.00	-6
1698.25	---	35.05	54.00	18.95	100.0	H	6.00	-6
1957.50	---	36.05	54.00	17.95	200.0	H	146.00	-5
2000.00	48.29	---	74.00	25.71	200.0	V	197.00	-5
2388.50	56.44	---	74.00	17.56	100.0	H	86.00	-4
2389.50	---	40.38	54.00	13.62	100.0	H	86.00	-4
2485.25	---	45.95	54.00	8.05	200.0	H	77.00	-4
2490.75	61.18	---	74.00	12.82	200.0	H	77.00	-4
2888.00	---	38.81	54.00	15.19	200.0	H	356.00	-3
2909.00	50.03	---	74.00	23.97	200.0	H	339.00	-3

Remark: 1. Correction Factor = Antenna factor+ Insertion loss (cable loss + amplifier gain)

This report shall not be reproduced except in full, without the written approval of TA Technology (Shanghai) Co., Ltd.

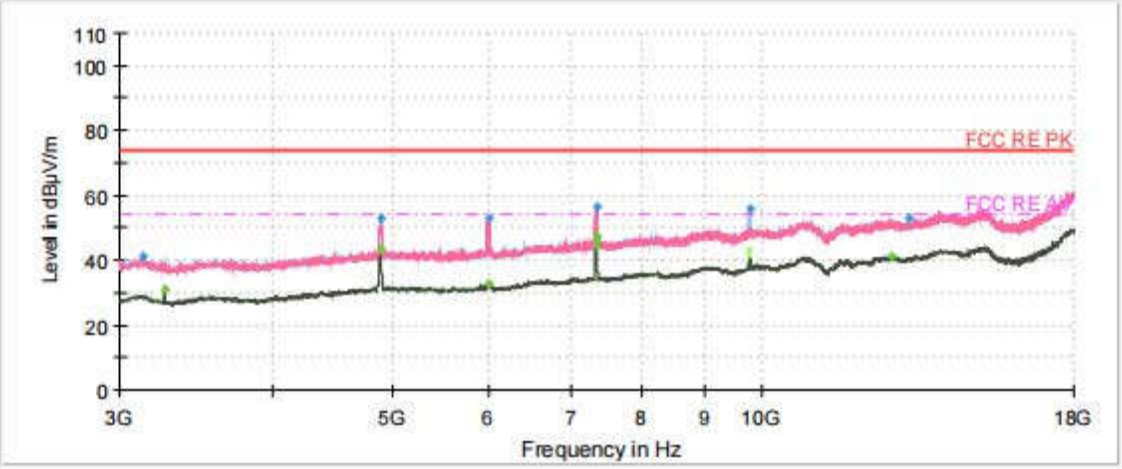

Radiates Emission from 3GHz to 18GHz

Frequency (MHz)	MaxPeak (dB µ V/m)	Average (dB µ V/m)	Limit (dB µ V/m)	Margin (dB)	Height (cm)	Pol	Azimuth (deg)	Corr. (dB/m)
3133.13	41.09	---	74.00	32.91	200.0	H	333.00	-13
3262.50	---	30.93	54.00	23.07	100.0	H	83.00	-13
4893.75	---	43.54	54.00	10.46	200.0	V	213.00	-9
4903.13	52.97	---	74.00	21.03	200.0	H	196.00	-9
5994.38	52.93	---	74.00	21.07	200.0	V	80.00	-5
6000.00	---	32.81	54.00	21.19	200.0	V	138.00	-5
7340.63	56.55	---	74.00	17.45	100.0	V	298.00	-3
7342.50	---	47.48	54.00	6.52	100.0	V	298.00	-3
7350.00	---	44.35	54.00	9.65	100.0	V	298.00	-3
9791.25	55.86	---	74.00	18.14	100.0	H	338.00	-2
12795.00	---	41.44	54.00	12.56	200.0	V	318.00	2
13185.00	52.75	---	74.00	21.25	100.0	H	74.00	3

Remark: 1. Correction Factor = Antenna factor+ Insertion loss (cable loss + amplifier gain)

This report shall not be reproduced except in full, without the written approval of TA Technology (Shanghai) Co., Ltd.

802.11g CH9

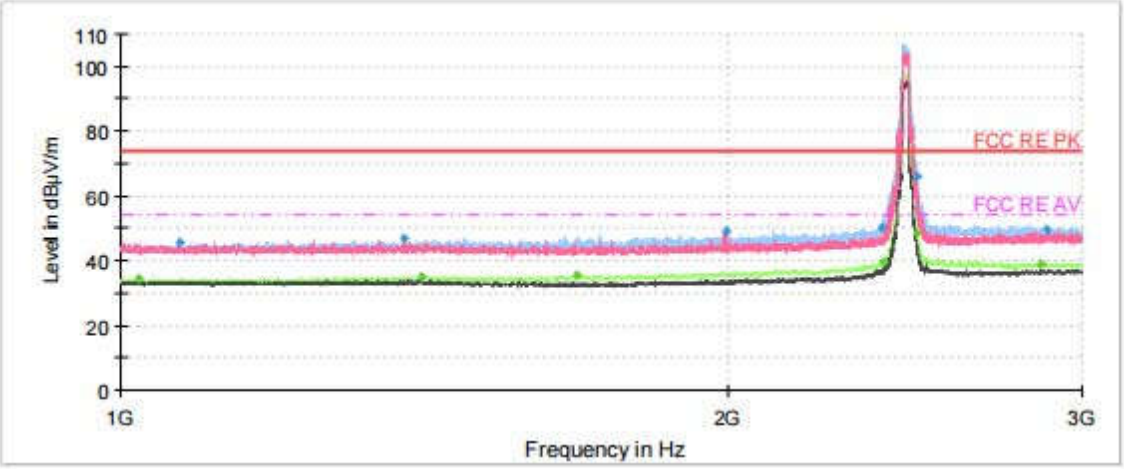

Note: The signal beyond the limit is carrier.

Radiates Emission from 1GHz to 3GHz

Frequency (MHz)	MaxPeak (dB µ V/m)	Average (dB µ V/m)	Limit (dB µ V/m)	Margin (dB)	Height (cm)	Pol	Azimuth (deg)	Corr. (dB/m)
1020.25	---	34.54	54.00	19.46	200.0	H	351.00	-10
1068.75	45.67	---	74.00	28.33	100.0	H	0.00	-9
1383.25	46.88	---	74.00	27.12	200.0	H	270.00	-7
1409.50	---	35.15	54.00	18.85	200.0	H	151.00	-7
1683.25	---	35.27	54.00	18.73	200.0	H	288.00	-6
1998.00	49.32	---	74.00	24.68	100.0	V	133.00	-5
2387.25	50.29	---	74.00	23.71	200.0	H	347.00	-4
2389.00	---	39.73	54.00	14.27	200.0	H	347.00	-4
2483.75	---	48.44	54.00	5.56	200.0	H	194.00	-4
2486.00	65.83	---	74.00	8.17	200.0	H	69.00	-4
2864.50	---	38.72	54.00	15.28	200.0	H	313.00	-3
2879.50	49.70	---	74.00	24.30	200.0	H	355.00	-3

Remark: 1. Correction Factor = Antenna factor+ Insertion loss (cable loss + amplifier gain)

This report shall not be reproduced except in full, without the written approval of TA Technology (Shanghai) Co., Ltd.

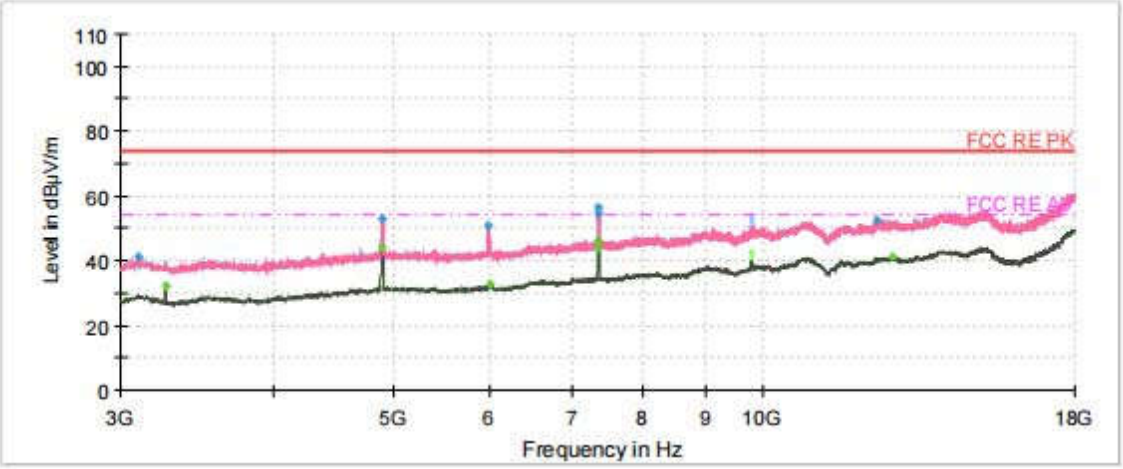

Radiates Emission from 3GHz to 18GHz

Frequency (MHz)	MaxPeak (dB µ V/m)	Average (dB µ V/m)	Limit (dB µ V/m)	Margin (dB)	Height (cm)	Pol	Azimuth (deg)	Corr. (dB/m)
3095.63	41.13	---	74.00	32.87	100.0	H	10.00	-13
3268.13	---	32.02	54.00	21.98	200.0	V	232.00	-13
4897.50	53.22	---	74.00	20.78	200.0	H	194.00	-9
4903.13	---	44.22	54.00	9.78	200.0	H	194.00	-9
5983.13	50.58	---	74.00	23.42	100.0	V	339.00	-5
6000.00	---	32.94	54.00	21.06	100.0	H	0.00	-5
7346.25	---	44.15	54.00	9.85	100.0	V	298.00	-3
7346.25	54.47	---	74.00	19.53	100.0	V	298.00	-3
7350.00	56.49	---	74.00	17.51	100.0	V	298.00	-3
7355.63	---	46.11	54.00	7.89	100.0	V	298.00	-3
12410.63	52.73	---	74.00	21.27	100.0	V	358.00	2
12789.38	---	41.18	54.00	12.82	200.0	V	10.00	2

Remark: 1. Correction Factor = Antenna factor+ Insertion loss (cable loss + amplifier gain)

This report shall not be reproduced except in full, without the written approval of TA Technology (Shanghai) Co., Ltd.

802.11g CH10

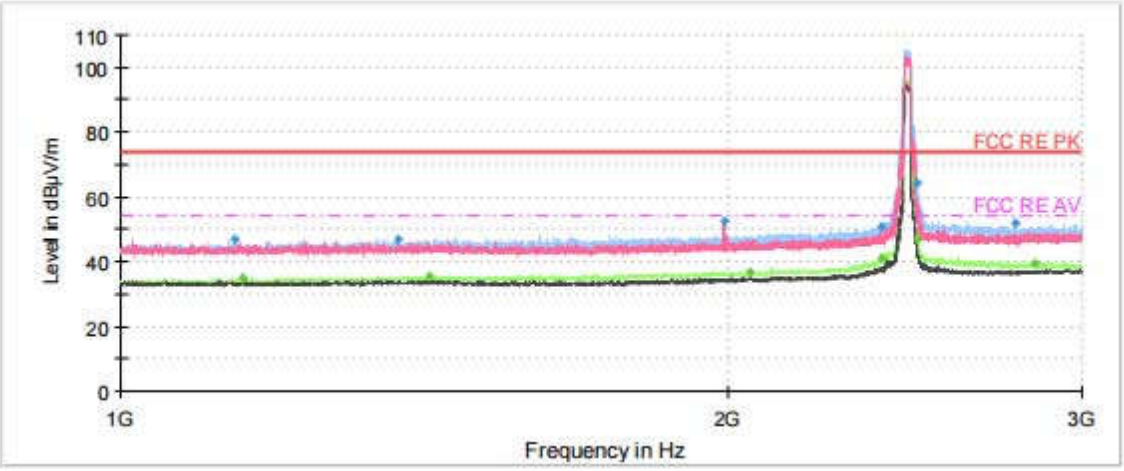

Note: The signal beyond the limit is carrier.

Radiates Emission from 1GHz to 3GHz

Frequency (MHz)	MaxPeak (dB µ V/m)	Average (dB µ V/m)	Limit (dB µ V/m)	Margin (dB)	Height (cm)	Pol	Azimuth (deg)	Corr. (dB/m)
1140.25	46.61	---	74.00	27.39	200.0	H	310.00	-9
1150.00	---	34.76	54.00	19.24	100.0	H	3.00	-9
1373.75	46.68	---	74.00	27.32	200.0	H	354.00	-7
1423.25	---	35.29	54.00	18.71	100.0	H	3.00	-7
1991.00	52.69	---	74.00	21.31	200.0	V	137.00	-5
2051.75	---	36.79	54.00	17.21	200.0	H	190.00	-5
2388.00	51.00	---	74.00	23.00	200.0	H	358.00	-4
2388.00	---	41.21	54.00	12.79	200.0	H	358.00	-4
2484.25	64.21	---	74.00	9.79	200.0	H	78.00	-4
2484.25	---	46.92	54.00	7.08	200.0	H	78.00	-4
2779.00	51.90	---	74.00	22.10	100.0	H	64.00	-4
2841.50	---	39.47	54.00	14.53	200.0	H	0.00	-3

Remark: 1. Correction Factor = Antenna factor+ Insertion loss (cable loss + amplifier gain)

This report shall not be reproduced except in full, without the written approval of TA Technology (Shanghai) Co., Ltd.

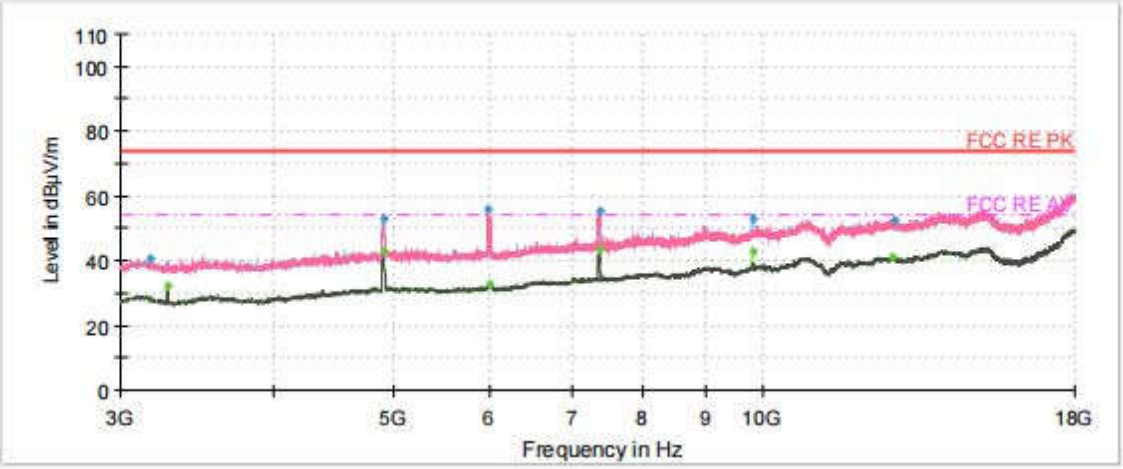

Radiates Emission from 3GHz to 18GHz

Frequency (MHz)	MaxPeak (dB µ V/m)	Average (dB µ V/m)	Limit (dB µ V/m)	Margin (dB)	Height (cm)	Pol	Azimuth (deg)	Corr. (dB/m)
3166.88	40.42	---	74.00	33.58	100.0	H	83.00	-13
3275.63	---	32.04	54.00	21.96	200.0	V	233.00	-13
4912.50	---	43.13	54.00	10.87	200.0	V	214.00	-8
4914.38	53.02	---	74.00	20.98	200.0	H	192.00	-8
5979.38	55.70	---	74.00	18.30	200.0	V	122.00	-6
6005.63	---	32.82	54.00	21.18	100.0	V	353.00	-5
7368.75	---	43.60	54.00	10.40	100.0	V	294.00	-3
7372.50	55.08	---	74.00	18.92	100.0	V	304.00	-3
9830.63	---	42.99	54.00	11.01	100.0	H	205.00	-1
9836.25	53.24	---	74.00	20.76	100.0	H	337.00	-1
12791.25	---	41.08	54.00	12.92	100.0	H	16.00	2
12800.63	52.56	---	74.00	21.44	100.0	V	357.00	2

Remark: 1. Correction Factor = Antenna factor+ Insertion loss (cable loss + amplifier gain)

This report shall not be reproduced except in full, without the written approval of TA Technology (Shanghai) Co., Ltd.

802.11g CH11

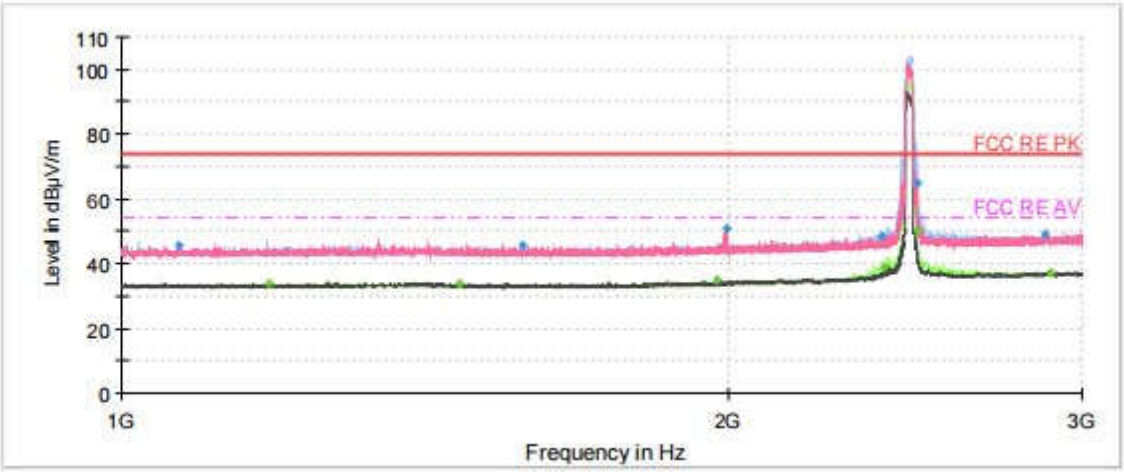

Note: The signal beyond the limit is carrier.

Radiates Emission from 1GHz to 3GHz

Frequency (MHz)	MaxPeak (dB µ V/m)	Average (dB µ V/m)	Limit (dB µ V/m)	Margin (dB)	Height (cm)	Pol	Azimuth (deg)	Corr. (dB/m)
1068.00	45.66	---	74.00	28.34	200.0	H	325.00	-9
1182.75	---	34.00	54.00	20.00	100.0	V	333.00	-9
1471.75	---	33.83	54.00	20.17	100.0	V	359.00	-7
1582.50	45.73	---	74.00	28.27	100.0	V	66.00	-6
1974.00	---	34.87	54.00	19.13	100.0	H	3.00	-5
1997.50	50.55	---	74.00	23.45	200.0	V	2.00	-5
2388.00	48.76	---	74.00	25.24	100.0	H	80.00	-4
2389.00	---	38.82	54.00	15.18	200.0	H	78.00	-4
2484.25	---	50.46	54.00	3.54	200.0	H	78.00	-4
2484.75	64.77	---	74.00	9.23	100.0	H	89.00	-4
2877.50	49.33	---	74.00	24.67	200.0	V	120.00	-3
2892.00	---	37.38	54.00	16.62	100.0	H	55.00	-3

Remark: 1. Correction Factor = Antenna factor+ Insertion loss (cable loss + amplifier gain)

This report shall not be reproduced except in full, without the written approval of TA Technology (Shanghai) Co., Ltd.

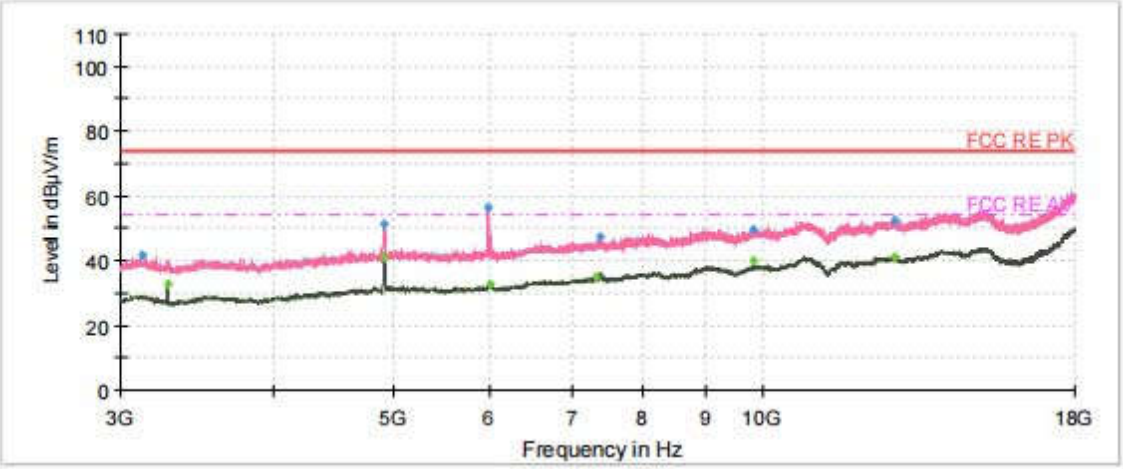

Radiates Emission from 3GHz to 18GHz

Frequency (MHz)	MaxPeak (dB µ V/m)	Average (dB µ V/m)	Limit (dB µ V/m)	Margin (dB)	Height (cm)	Pol	Azimuth (deg)	Corr. (dB/m)
3121.88	41.93	---	74.00	32.07	200.0	H	334.00	-13
3281.25	---	32.70	54.00	21.30	100.0	H	84.00	-13
4923.75	---	41.33	54.00	12.67	200.0	V	215.00	-8
4925.63	51.23	---	74.00	22.77	200.0	V	215.00	-8
5981.25	56.33	---	74.00	17.67	100.0	V	258.00	-6
5996.25	---	32.97	54.00	21.03	100.0	H	1.00	-5
7325.63	---	34.70	54.00	19.30	100.0	H	0.00	-3
7380.00	47.49	---	74.00	26.51	100.0	V	296.00	-3
9847.50	49.80	---	74.00	24.20	100.0	V	287.00	-1
9849.38	---	39.80	54.00	14.20	100.0	H	329.00	-1
12811.88	---	41.23	54.00	12.77	100.0	H	5.00	2
12815.63	52.25	---	74.00	21.75	200.0	V	2.00	2

Remark: 1. Correction Factor = Antenna factor+ Insertion loss (cable loss + amplifier gain)

This report shall not be reproduced except in full, without the written approval of TA Technology (Shanghai) Co., Ltd.

802.11n (HT20) CH1

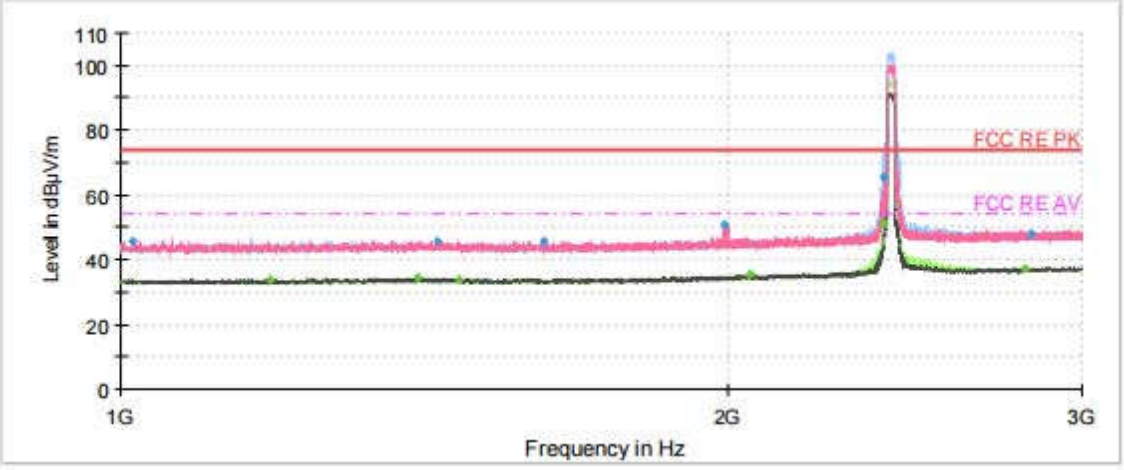

Note: The signal beyond the limit is carrier.

Radiates Emission from 1GHz to 3GHz

Frequency (MHz)	MaxPeak (dB µ V/m)	Average (dB µ V/m)	Limit (dB µ V/m)	Margin (dB)	Height (cm)	Pol	Azimuth (deg)	Corr. (dB/m)
1013.00	45.65	---	74.00	28.35	200.0	V	1.00	-10
1185.75	---	33.90	54.00	20.10	200.0	V	201.00	-9
1405.00	---	34.29	54.00	19.71	100.0	H	140.00	-7
1435.75	45.97	---	74.00	28.03	100.0	V	356.00	-7
1471.25	---	34.07	54.00	19.93	100.0	H	8.00	-7
1620.75	45.85	---	74.00	28.15	200.0	H	271.00	-6
1992.50	50.88	---	74.00	23.12	200.0	V	133.00	-5
2050.00	---	35.29	54.00	18.71	200.0	V	89.00	-5
2389.00	---	51.42	54.00	2.58	100.0	H	86.00	-4
2389.50	65.35	---	74.00	8.65	200.0	H	73.00	-4
2811.75	---	37.12	54.00	16.88	200.0	H	187.00	-3
2829.75	47.96	---	74.00	26.04	200.0	H	304.00	-3

Remark: 1. Correction Factor = Antenna factor+ Insertion loss (cable loss + amplifier gain)

This report shall not be reproduced except in full, without the written approval of TA Technology (Shanghai) Co., Ltd.

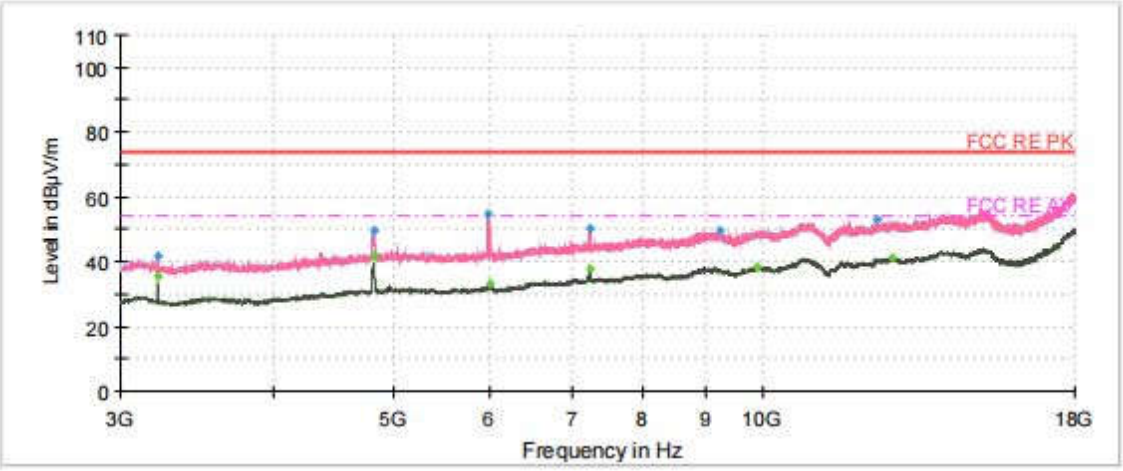

Radiates Emission from 3GHz to 18GHz

Frequency (MHz)	MaxPeak (dB µ V/m)	Average (dB µ V/m)	Limit (dB µ V/m)	Margin (dB)	Height (cm)	Pol	Azimuth (deg)	Corr. (dB/m)
3215.63	---	35.39	54.00	18.61	100.0	H	79.00	-13
3215.63	41.86	---	74.00	32.14	100.0	H	79.00	-13
4820.63	49.74	---	74.00	24.26	200.0	V	217.00	-9
4822.50	---	41.60	54.00	12.40	200.0	H	193.00	-9
5983.13	54.93	---	74.00	19.07	100.0	V	221.00	-5
6000.00	---	33.09	54.00	20.91	100.0	H	326.00	-5
7241.25	---	37.62	54.00	16.38	100.0	V	297.00	-4
7241.25	50.15	---	74.00	23.85	100.0	V	297.00	-4
9245.63	49.42	---	74.00	24.58	200.0	H	231.00	-2
9890.63	---	38.43	54.00	15.57	100.0	H	1.00	-1
12408.75	52.78	---	74.00	21.22	100.0	H	280.00	2
12793.13	---	41.17	54.00	12.83	100.0	V	0.00	2

Remark: 1. Correction Factor = Antenna factor+ Insertion loss (cable loss + amplifier gain)

This report shall not be reproduced except in full, without the written approval of TA Technology (Shanghai) Co., Ltd.

802.11n (HT20) CH2

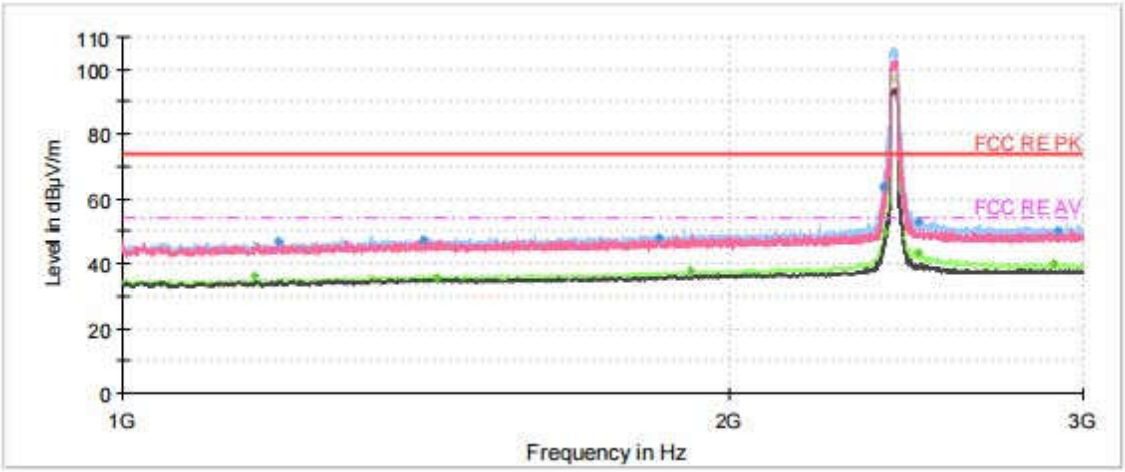

Note: The signal beyond the limit is carrier.

Radiates Emission from 1GHz to 3GHz

Frequency (MHz)	MaxPeak (dB µ V/m)	Average (dB µ V/m)	Limit (dB µ V/m)	Margin (dB)	Height (cm)	Pol	Azimuth (deg)	Corr. (dB/m)
1163.25	---	35.92	54.00	18.08	200.0	H	148.00	-9
1194.50	46.58	---	74.00	27.42	100.0	H	119.00	-9
1409.25	47.56	---	74.00	26.44	200.0	H	33.00	-7
1432.00	---	35.80	54.00	18.20	200.0	H	192.00	-7
1848.50	47.96	---	74.00	26.04	100.0	H	127.00	-5
1913.00	---	37.62	54.00	16.38	100.0	H	195.00	-5
2387.75	63.74	---	74.00	10.26	100.0	H	35.00	-4
2389.25	---	49.68	54.00	4.32	200.0	H	226.00	-4
2484.25	---	43.30	54.00	10.70	200.0	H	14.00	-4
2484.50	53.04	---	74.00	20.96	100.0	H	204.00	-4
2897.75	---	39.80	54.00	14.20	200.0	H	192.00	-3
2913.00	50.49	---	74.00	23.51	200.0	H	312.00	-3

Remark: 1. Correction Factor = Antenna factor+ Insertion loss (cable loss + amplifier gain)

This report shall not be reproduced except in full, without the written approval of TA Technology (Shanghai) Co., Ltd.

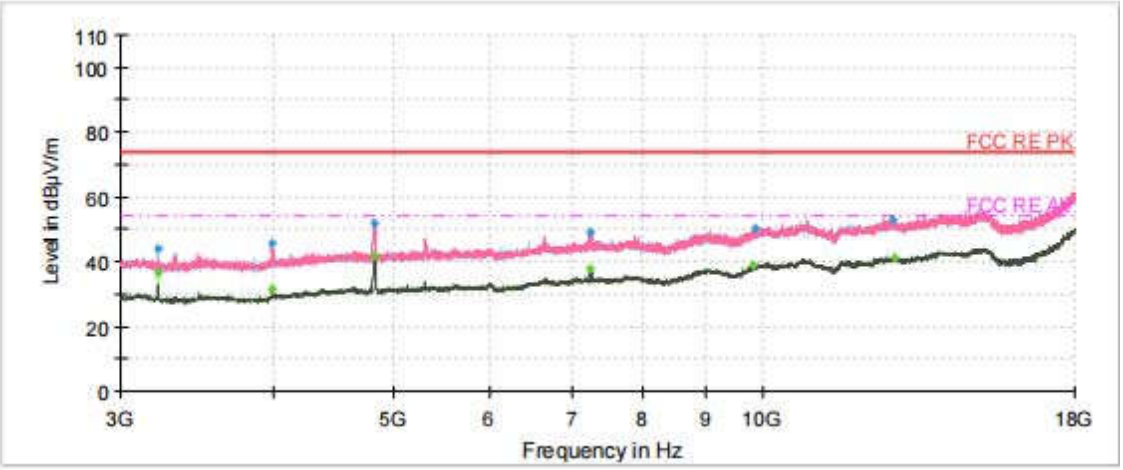

Radiates Emission from 3GHz to 18GHz

Frequency (MHz)	MaxPeak (dB µ V/m)	Average (dB µ V/m)	Limit (dB µ V/m)	Margin (dB)	Height (cm)	Pol	Azimuth (deg)	Corr. (dB/m)
3221.25	---	36.85	54.00	17.15	100.0	H	30.00	-13
3221.25	43.80	---	74.00	30.20	100.0	H	30.00	-13
3990.00	---	31.49	54.00	22.51	200.0	V	260.00	-11
3990.00	45.73	---	74.00	28.27	200.0	V	260.00	-11
4831.88	---	41.55	54.00	12.45	200.0	V	202.00	-9
4831.88	52.02	---	74.00	21.98	200.0	V	202.00	-9
7245.00	49.05	---	74.00	24.95	100.0	V	331.00	-4
7252.50	---	37.62	54.00	16.38	100.0	H	298.00	-4
9843.75	---	38.76	54.00	15.24	200.0	H	322.00	-1
9851.25	50.31	---	74.00	23.69	100.0	V	321.00	-1
12798.75	52.96	---	74.00	21.04	100.0	V	255.00	2
12832.50	---	41.27	54.00	12.73	200.0	H	204.00	2

Remark: 1. Correction Factor = Antenna factor+ Insertion loss (cable loss + amplifier gain)

This report shall not be reproduced except in full, without the written approval of TA Technology (Shanghai) Co., Ltd.

802.11n (HT20) CH3

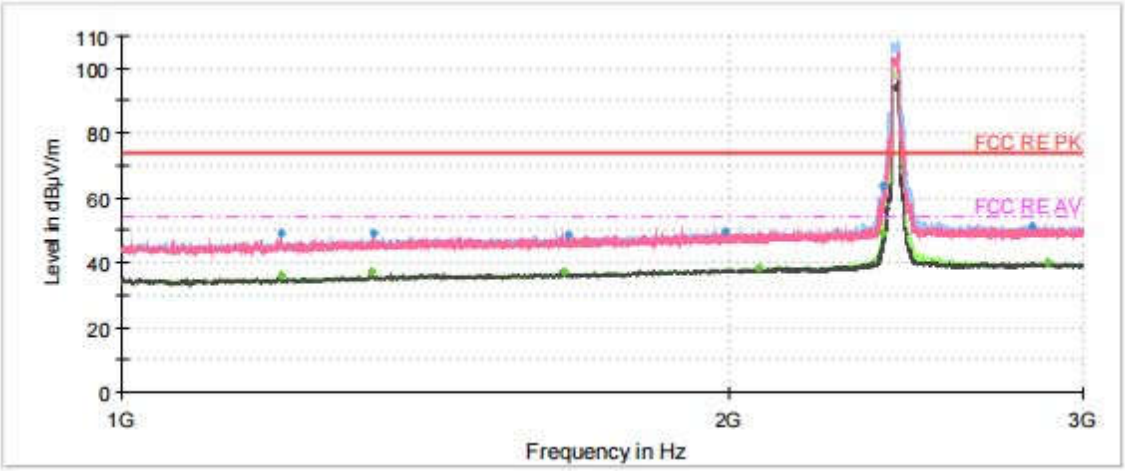

Note: The signal beyond the limit is carrier.

Radiates Emission from 1GHz to 3GHz

Frequency (MHz)	MaxPeak (dB µ V/m)	Average (dB µ V/m)	Limit (dB µ V/m)	Margin (dB)	Height (cm)	Pol	Azimuth (deg)	Corr. (dB/m)
1199.50	49.18	---	74.00	24.82	200.0	V	152.00	-9
1199.75	---	36.24	54.00	17.76	200.0	V	152.00	-9
1329.75	---	37.04	54.00	16.96	200.0	V	23.00	-8
1332.00	48.89	---	74.00	25.11	200.0	V	0.00	-8
1656.75	---	37.11	54.00	16.89	200.0	V	3.00	-6
1664.50	48.64	---	74.00	25.36	200.0	H	242.00	-6
1993.25	49.90	---	74.00	24.10	200.0	H	352.00	-5
2070.75	---	38.16	54.00	15.84	200.0	V	9.00	-5
2383.75	63.53	---	74.00	10.47	100.0	H	92.00	-4
2387.50	---	49.22	54.00	4.78	200.0	H	233.00	-4
2830.00	51.16	---	74.00	22.84	100.0	H	57.00	-3
2883.00	---	39.80	54.00	14.20	100.0	H	57.00	-3

Remark: 1. Correction Factor = Antenna factor+ Insertion loss (cable loss + amplifier gain)

This report shall not be reproduced except in full, without the written approval of TA Technology (Shanghai) Co., Ltd.

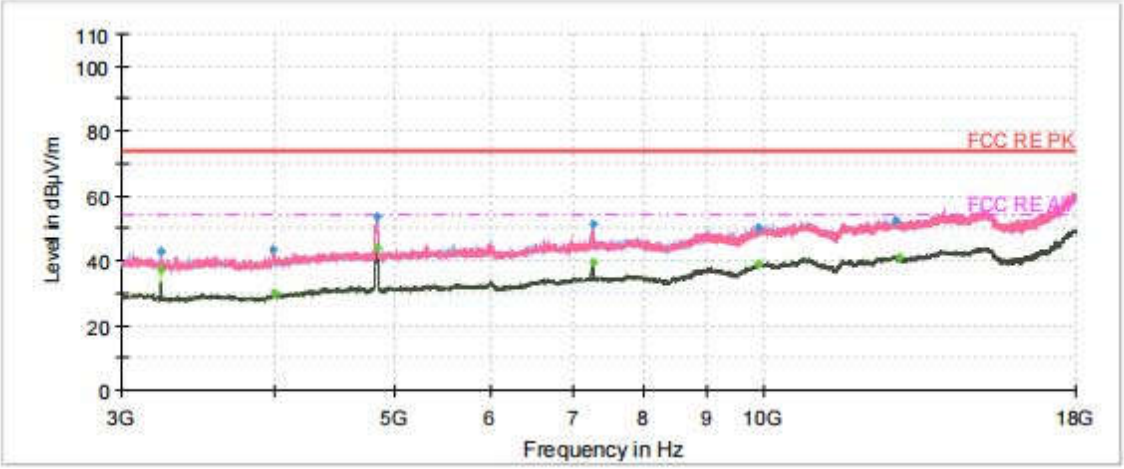

Radiates Emission from 3GHz to 18GHz

Frequency (MHz)	MaxPeak (dB µ V/m)	Average (dB µ V/m)	Limit (dB µ V/m)	Margin (dB)	Height (cm)	Pol	Azimuth (deg)	Corr. (dB/m)
3228.75	---	37.13	54.00	16.87	100.0	H	3.00	-13
3228.75	43.10	---	74.00	30.90	200.0	H	199.00	-13
3986.25	43.64	---	74.00	30.36	200.0	V	269.00	-11
4006.88	---	29.65	54.00	24.35	200.0	V	9.00	-11
4843.13	---	43.96	54.00	10.04	200.0	H	199.00	-9
4845.00	53.49	---	74.00	20.51	200.0	H	199.00	-9
7261.88	51.10	---	74.00	22.90	100.0	H	323.00	-4
7267.50	---	39.62	54.00	14.38	100.0	H	188.00	-4
9903.75	50.10	---	74.00	23.90	100.0	V	247.00	-1
9905.63	---	38.91	54.00	15.09	100.0	V	237.00	-1
12806.25	52.72	---	74.00	21.28	200.0	V	137.00	2
12909.38	---	41.33	54.00	12.67	100.0	H	234.00	2

Remark: 1. Correction Factor = Antenna factor+ Insertion loss (cable loss + amplifier gain)

This report shall not be reproduced except in full, without the written approval of TA Technology (Shanghai) Co., Ltd.

802.11n (HT20) CH6

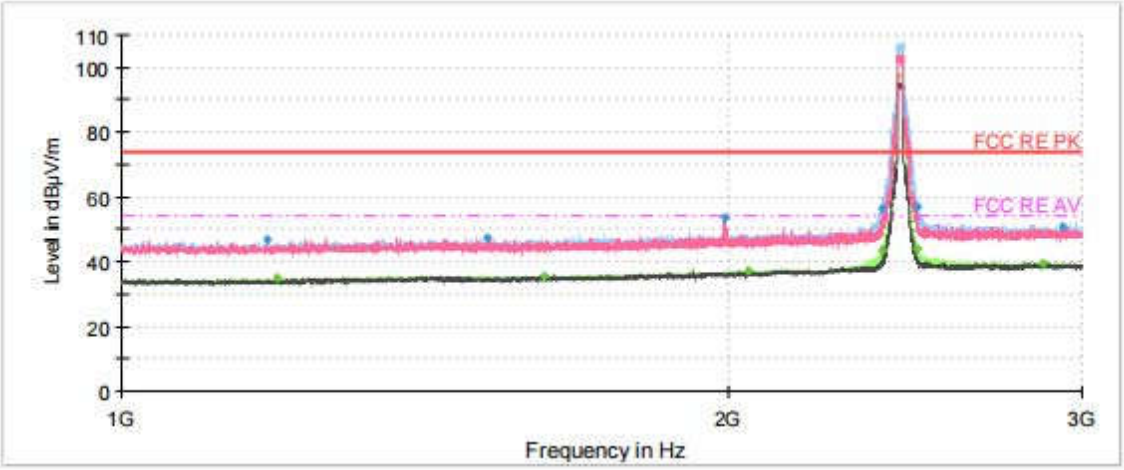

Note: The signal beyond the limit is carrier.

Radiates Emission from 1GHz to 3GHz

Frequency (MHz)	MaxPeak (dB µ V/m)	Average (dB µ V/m)	Limit (dB µ V/m)	Margin (dB)	Height (cm)	Pol	Azimuth (deg)	Corr. (dB/m)
1181.00	46.64	---	74.00	27.36	200.0	H	132.00	-9
1193.75	---	34.70	54.00	19.30	200.0	H	304.00	-9
1519.25	47.44	---	74.00	26.56	100.0	H	3.00	-7
1622.75	---	35.76	54.00	18.24	200.0	V	4.00	-6
1992.50	53.78	---	74.00	20.22	200.0	V	29.00	-5
2045.50	---	37.44	54.00	16.56	200.0	V	8.00	-5
2386.75	---	43.42	54.00	10.58	200.0	H	70.00	-4
2387.75	56.14	---	74.00	17.86	200.0	H	346.00	-4
2483.75	---	44.27	54.00	9.73	200.0	H	79.00	-4
2485.25	56.81	---	74.00	17.19	100.0	H	58.00	-4
2869.50	---	39.39	54.00	14.61	200.0	H	356.00	-3
2932.00	50.62	---	74.00	23.38	200.0	H	329.00	-3

Remark: 1. Correction Factor = Antenna factor+ Insertion loss (cable loss + amplifier gain)

This report shall not be reproduced except in full, without the written approval of TA Technology (Shanghai) Co., Ltd.

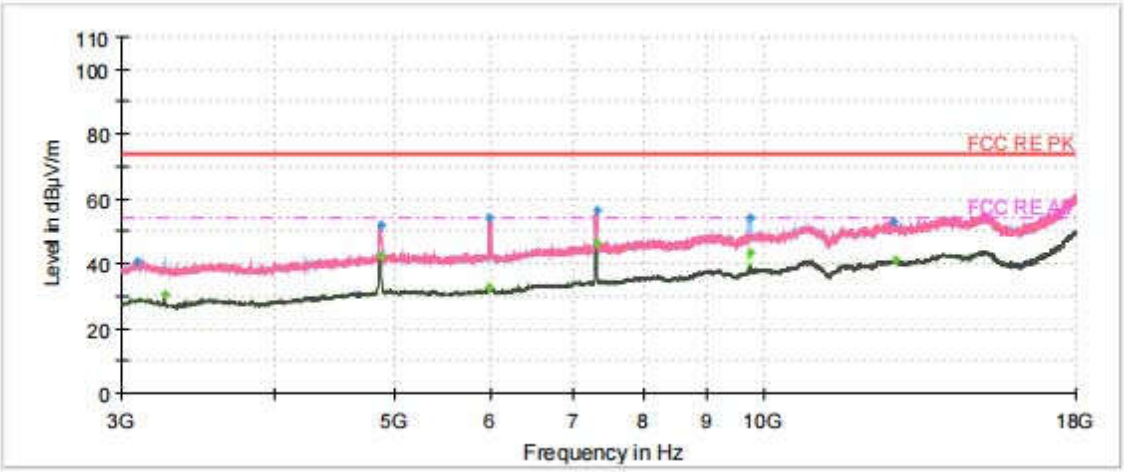

Radiates Emission from 3GHz to 18GHz

Frequency (MHz)	MaxPeak (dB µ V/m)	Average (dB µ V/m)	Limit (dB µ V/m)	Margin (dB)	Height (cm)	Pol	Azimuth (deg)	Corr. (dB/m)
3090.00	40.88	---	74.00	33.12	200.0	H	300.00	-13
3247.50	---	30.71	54.00	23.29	100.0	H	82.00	-13
4873.13	---	42.38	54.00	11.62	200.0	V	338.00	-9
4882.50	52.08	---	74.00	21.92	200.0	H	196.00	-9
5973.75	54.11	---	74.00	19.89	200.0	V	290.00	-6
5973.75	---	32.93	54.00	21.07	200.0	V	290.00	-6
7308.75	---	46.07	54.00	7.93	100.0	V	300.00	-3
7316.25	56.24	---	74.00	17.76	100.0	V	290.00	-3
9746.25	---	43.28	54.00	10.72	100.0	H	319.00	-2
9750.00	54.22	---	74.00	19.78	100.0	H	3.00	-2
12770.63	53.03	---	74.00	20.97	100.0	V	245.00	2
12802.50	---	41.24	54.00	12.76	100.0	V	357.00	2

Remark: 1. Correction Factor = Antenna factor+ Insertion loss (cable loss + amplifier gain)

This report shall not be reproduced except in full, without the written approval of TA Technology (Shanghai) Co., Ltd.

802.11n (HT20) CH9

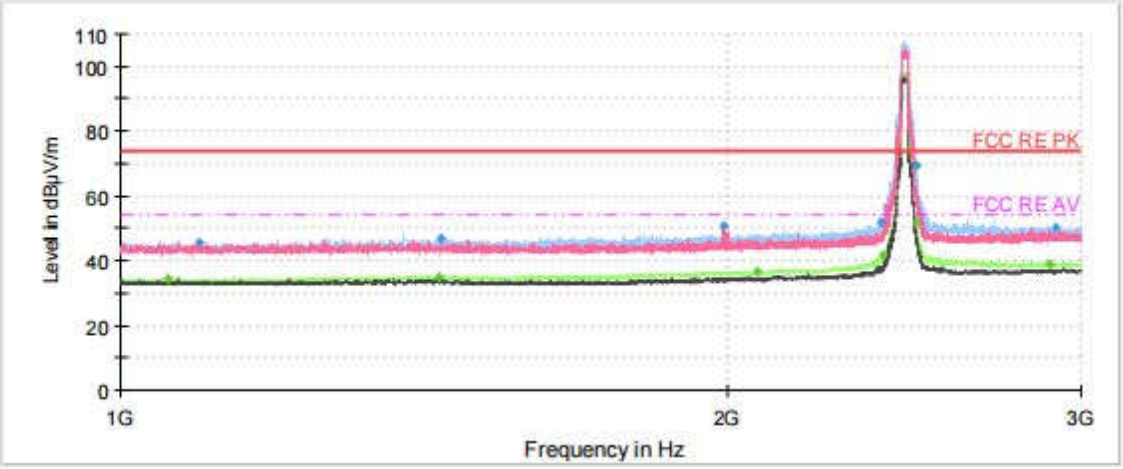

Note: The signal beyond the limit is carrier.

Radiates Emission from 1GHz to 3GHz

Frequency (MHz)	MaxPeak (dB µ V/m)	Average (dB µ V/m)	Limit (dB µ V/m)	Margin (dB)	Height (cm)	Pol	Azimuth (deg)	Corr. (dB/m)
1054.25	---	34.53	54.00	19.47	100.0	H	0.00	-10
1094.75	45.94	---	74.00	28.06	200.0	H	0.00	-9
1440.25	---	35.25	54.00	18.75	100.0	H	0.00	-7
1440.75	46.64	---	74.00	27.36	100.0	H	4.00	-7
1994.75	50.87	---	74.00	23.13	200.0	V	188.00	-5
2070.75	---	36.80	54.00	17.20	200.0	H	359.00	-5
2383.50	51.80	---	74.00	22.20	200.0	H	79.00	-4
2389.00	---	41.48	54.00	12.52	200.0	H	79.00	-4
2484.25	69.14	---	74.00	4.86	200.0	H	79.00	-4
2484.50	---	51.65	54.00	2.35	200.0	H	79.00	-4
2895.50	---	38.82	54.00	15.18	200.0	H	278.00	-3
2910.50	50.37	---	74.00	23.63	200.0	H	312.00	-3

Remark: 1. Correction Factor = Antenna factor+ Insertion loss (cable loss + amplifier gain)

This report shall not be reproduced except in full, without the written approval of TA Technology (Shanghai) Co., Ltd.

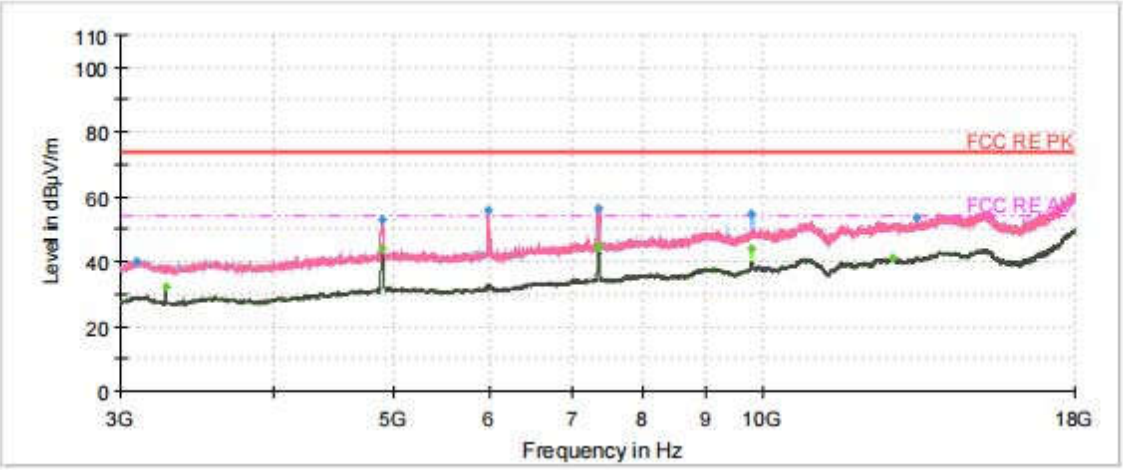

Radiates Emission from 3GHz to 18GHz

Frequency (MHz)	MaxPeak (dB µ V/m)	Average (dB µ V/m)	Limit (dB µ V/m)	Margin (dB)	Height (cm)	Pol	Azimuth (deg)	Corr. (dB/m)
3086.25	40.21	---	74.00	33.79	100.0	H	67.00	-13
3268.13	---	32.32	54.00	21.68	200.0	V	214.00	-13
4903.13	---	44.24	54.00	9.76	200.0	H	193.00	-9
4903.13	52.81	---	74.00	21.19	200.0	H	193.00	-9
5973.75	55.67	---	74.00	18.33	200.0	V	176.00	-6
7346.25	---	44.46	54.00	9.54	100.0	V	298.00	-3
7350.00	56.56	---	74.00	17.44	100.0	V	298.00	-3
7355.63	---	44.82	54.00	9.18	100.0	V	298.00	-3
9808.13	---	44.14	54.00	9.86	100.0	H	337.00	-1
9811.88	54.82	---	74.00	19.18	100.0	H	0.00	-1
12796.88	---	41.21	54.00	12.79	100.0	H	2.00	2
13350.00	53.60	---	74.00	20.40	200.0	H	333.00	3

Remark: 1. Correction Factor = Antenna factor+ Insertion loss (cable loss + amplifier gain)

This report shall not be reproduced except in full, without the written approval of TA Technology (Shanghai) Co., Ltd.

802.11n (HT20) CH10

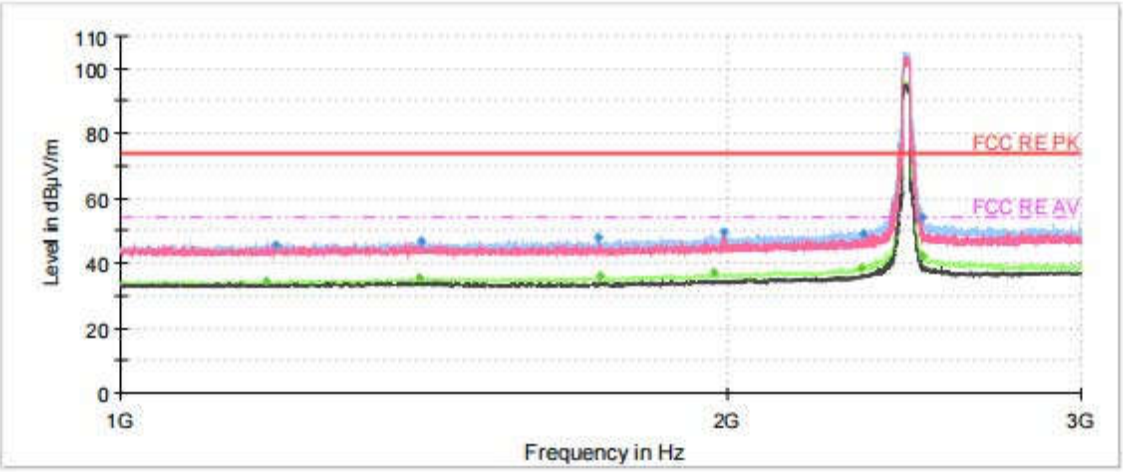

Note: The signal beyond the limit is carrier.

Radiates Emission from 1GHz to 3GHz

Frequency (MHz)	MaxPeak (dB µ V/m)	Average (dB µ V/m)	Limit (dB µ V/m)	Margin (dB)	Height (cm)	Pol	Azimuth (deg)	Corr. (dB/m)
1181.75	---	34.61	54.00	19.39	200.0	H	4.00	-9
1193.75	45.88	---	74.00	28.12	100.0	H	266.00	-9
1406.75	---	35.32	54.00	18.68	200.0	H	47.00	-7
1410.00	46.85	---	74.00	27.15	100.0	H	351.00	-7
1724.50	47.90	---	74.00	26.10	200.0	H	4.00	-6
1729.00	---	35.91	54.00	18.09	200.0	H	47.00	-6
1969.25	---	37.04	54.00	16.96	100.0	H	276.00	-5
1991.00	49.87	---	74.00	24.13	200.0	V	348.00	-5
2333.75	---	38.56	54.00	15.44	200.0	H	0.00	-4
2335.25	49.20	---	74.00	24.80	200.0	H	55.00	-4
2498.25	---	42.38	54.00	11.62	200.0	H	55.00	-4
2502.50	54.39	---	74.00	19.61	200.0	H	30.00	-4

Remark: 1. Correction Factor = Antenna factor+ Insertion loss (cable loss + amplifier gain)

This report shall not be reproduced except in full, without the written approval of TA Technology (Shanghai) Co., Ltd.

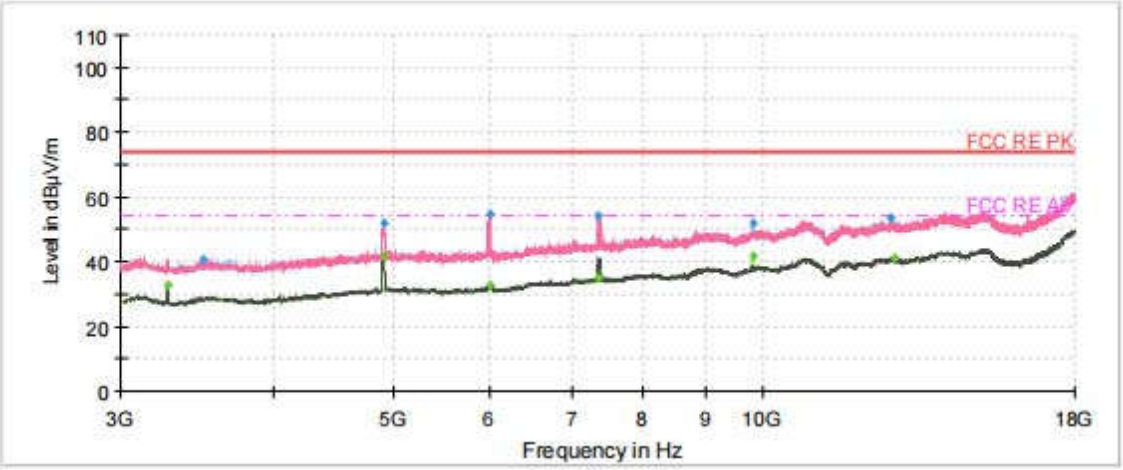

Radiates Emission from 3GHz to 18GHz

Frequency (MHz)	MaxPeak (dB µ V/m)	Average (dB µ V/m)	Limit (dB µ V/m)	Margin (dB)	Height (cm)	Pol	Azimuth (deg)	Corr. (dB/m)
3275.63	---	32.73	54.00	21.27	200.0	V	233.00	-13
3496.88	40.69	---	74.00	33.31	100.0	H	33.00	-13
4912.50	51.80	---	74.00	22.20	200.0	H	191.00	-8
4914.38	---	41.98	54.00	12.02	200.0	H	191.00	-8
5994.38	54.59	---	74.00	19.41	200.0	V	186.00	-5
5996.25	---	32.83	54.00	21.17	100.0	H	0.00	-5
7348.13	---	34.79	54.00	19.21	100.0	H	13.00	-3
7361.25	54.08	---	74.00	19.92	100.0	V	297.00	-3
9826.88	---	41.48	54.00	12.52	100.0	H	0.00	-1
9832.50	51.86	---	74.00	22.14	100.0	H	0.00	-1
12731.25	53.39	---	74.00	20.61	100.0	H	298.00	3
12800.63	---	41.32	54.00	12.68	100.0	H	274.00	2

Remark: 1. Correction Factor = Antenna factor+ Insertion loss (cable loss + amplifier gain)

This report shall not be reproduced except in full, without the written approval of TA Technology (Shanghai) Co., Ltd.

802.11n (HT20) CH11

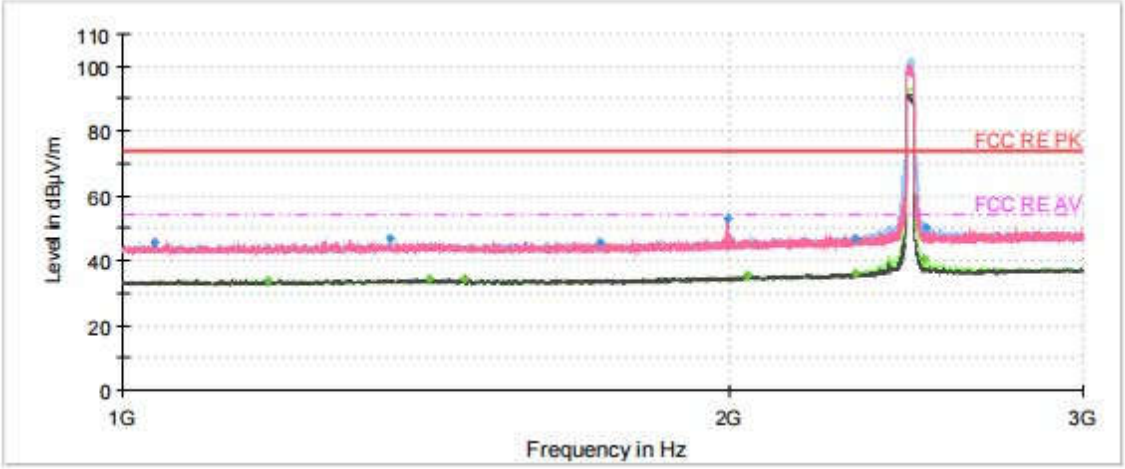

Note: The signal beyond the limit is carrier.

Radiates Emission from 1GHz to 3GHz

Frequency (MHz)	MaxPeak (dB µ V/m)	Average (dB µ V/m)	Limit (dB µ V/m)	Margin (dB)	Height (cm)	Pol	Azimuth (deg)	Corr. (dB/m)
1036.75	45.55	---	74.00	28.45	200.0	V	287.00	-10
1181.25	---	34.11	54.00	19.89	200.0	V	0.00	-9
1356.00	46.59	---	74.00	27.41	200.0	H	48.00	-7
1420.00	---	34.36	54.00	19.64	200.0	V	323.00	-7
1479.75	---	34.20	54.00	19.80	200.0	V	287.00	-7
1725.25	45.82	---	74.00	28.18	200.0	H	213.00	-6
1996.75	53.01	---	74.00	20.99	200.0	V	197.00	-5
2044.25	---	35.27	54.00	18.73	100.0	H	222.00	-5
2310.75	46.96	---	74.00	27.04	200.0	H	24.00	-4
2311.75	---	36.26	54.00	17.74	100.0	H	222.00	-4
2498.75	---	40.43	54.00	13.57	100.0	H	80.00	-4
2504.75	50.38	---	74.00	23.62	200.0	H	57.00	-4

Remark: 1. Correction Factor = Antenna factor+ Insertion loss (cable loss + amplifier gain)

This report shall not be reproduced except in full, without the written approval of TA Technology (Shanghai) Co., Ltd.

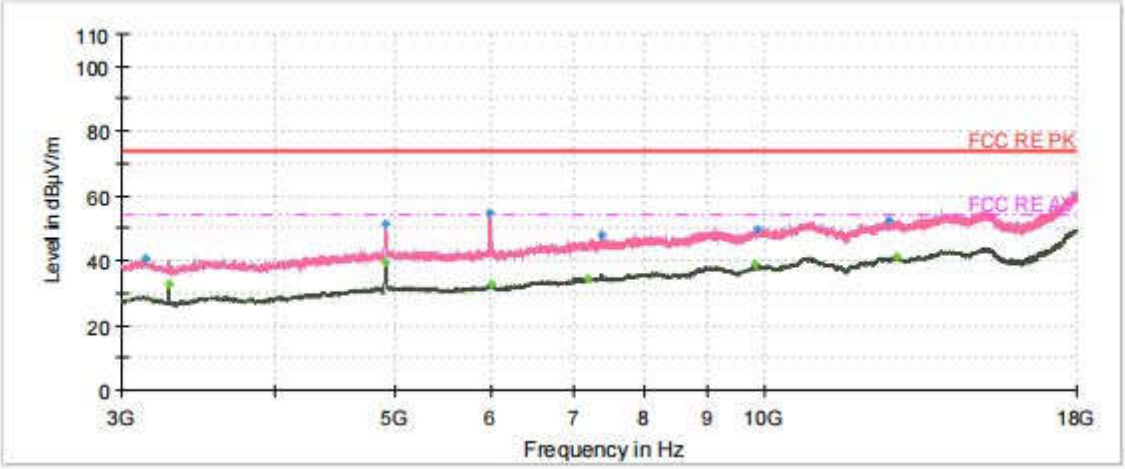

Radiates Emission from 3GHz to 18GHz

Frequency (MHz)	MaxPeak (dB µ V/m)	Average (dB µ V/m)	Limit (dB µ V/m)	Margin (dB)	Height (cm)	Pol	Azimuth (deg)	Corr. (dB/m)
3138.75	40.83	---	74.00	33.17	100.0	H	8.00	-13
3281.25	---	32.71	54.00	21.30	100.0	H	84.00	-13
4921.88	51.13	---	74.00	22.87	200.0	V	224.00	-8
4923.75	---	39.77	54.00	14.23	200.0	V	214.00	-8
5971.88	54.80	---	74.00	19.20	100.0	V	268.00	-6
5996.25	---	32.97	54.00	21.03	200.0	H	358.00	-5
7188.75	---	34.66	54.00	19.34	100.0	H	74.00	-4
7383.75	47.87	---	74.00	26.13	100.0	V	297.00	-3
9847.50	---	38.78	54.00	15.22	100.0	H	0.00	-1
9877.50	49.67	---	74.00	24.33	200.0	V	126.00	-1
12616.88	52.69	---	74.00	21.31	200.0	H	359.00	2
12802.50	---	41.32	54.00	12.68	100.0	H	55.00	2

Remark: 1. Correction Factor = Antenna factor+ Insertion loss (cable loss + amplifier gain)

This report shall not be reproduced except in full, without the written approval of TA Technology (Shanghai) Co., Ltd.

802.11n (HT40) CH3

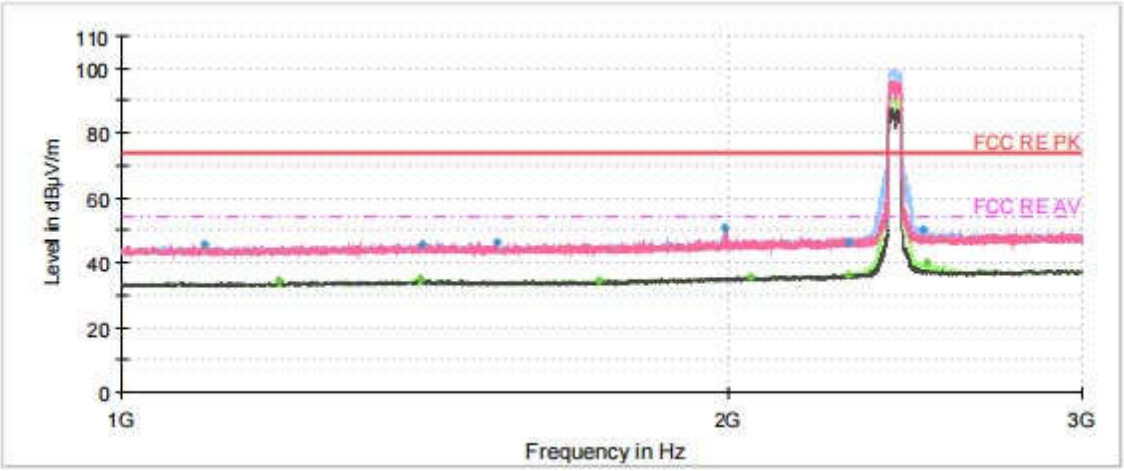

Note: The signal beyond the limit is carrier.

Radiates Emission from 1GHz to 3GHz

Frequency (MHz)	MaxPeak (dB µ V/m)	Average (dB µ V/m)	Limit (dB µ V/m)	Margin (dB)	Height (cm)	Pol	Azimuth (deg)	Corr. (dB/m)
1099.25	45.75	---	74.00	28.25	200.0	V	295.00	-9
1196.25	---	34.16	54.00	19.84	200.0	V	312.00	-9
1406.25	---	34.77	54.00	19.23	200.0	H	126.00	-7
1409.75	45.95	---	74.00	28.05	200.0	H	151.00	-7
1534.50	46.44	---	74.00	27.56	200.0	V	346.00	-7
1724.75	---	34.56	54.00	19.44	200.0	H	126.00	-6
1995.25	50.75	---	74.00	23.25	200.0	V	0.00	-5
2054.50	---	35.80	54.00	18.20	200.0	V	312.00	-5
2295.25	---	35.96	54.00	18.04	100.0	H	146.00	-4
2297.25	46.36	---	74.00	27.64	200.0	H	16.00	-4
2501.75	50.26	---	74.00	23.74	100.0	H	78.00	-4
2512.75	---	39.78	54.00	14.22	200.0	H	22.00	-4

Remark: 1. Correction Factor = Antenna factor+ Insertion loss (cable loss + amplifier gain)

This report shall not be reproduced except in full, without the written approval of TA Technology (Shanghai) Co., Ltd.

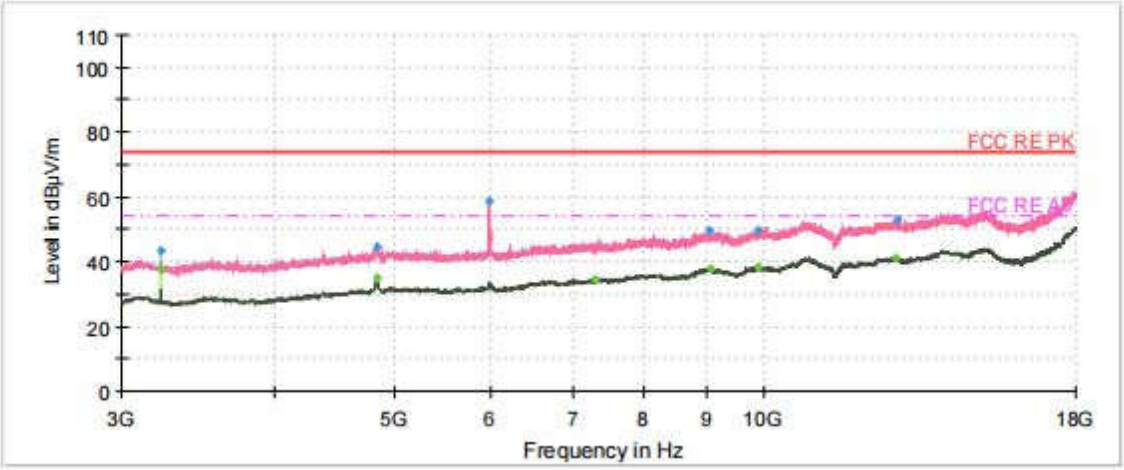

Radiates Emission from 3GHz to 18GHz

Frequency (MHz)	MaxPeak (dB µ V/m)	Average (dB µ V/m)	Limit (dB µ V/m)	Margin (dB)	Height (cm)	Pol	Azimuth (deg)	Corr. (dB/m)
3228.75	---	37.65	54.00	16.35	100.0	H	20.00	-13
3228.75	43.44	---	74.00	30.56	100.0	H	20.00	-13
4843.13	---	34.96	54.00	19.04	200.0	H	168.00	-9
4843.13	44.48	---	74.00	29.52	200.0	H	168.00	-9
5975.63	58.73	---	74.00	15.27	100.0	V	251.00	-6
7295.63	---	34.50	54.00	19.50	200.0	H	354.00	-4
9024.38	49.43	---	74.00	24.57	200.0	V	12.00	-2
9050.63	---	37.77	54.00	16.23	100.0	H	54.00	-2
9888.75	---	38.50	54.00	15.50	200.0	V	0.00	-1
9890.63	49.44	---	74.00	24.56	100.0	V	334.00	-1
12811.88	---	41.36	54.00	12.64	200.0	H	270.00	2
12851.25	52.75	---	74.00	21.25	100.0	V	356.00	2

Remark: 1. Correction Factor = Antenna factor+ Insertion loss (cable loss + amplifier gain)

This report shall not be reproduced except in full, without the written approval of TA Technology (Shanghai) Co., Ltd.

802.11n (HT40) CH4

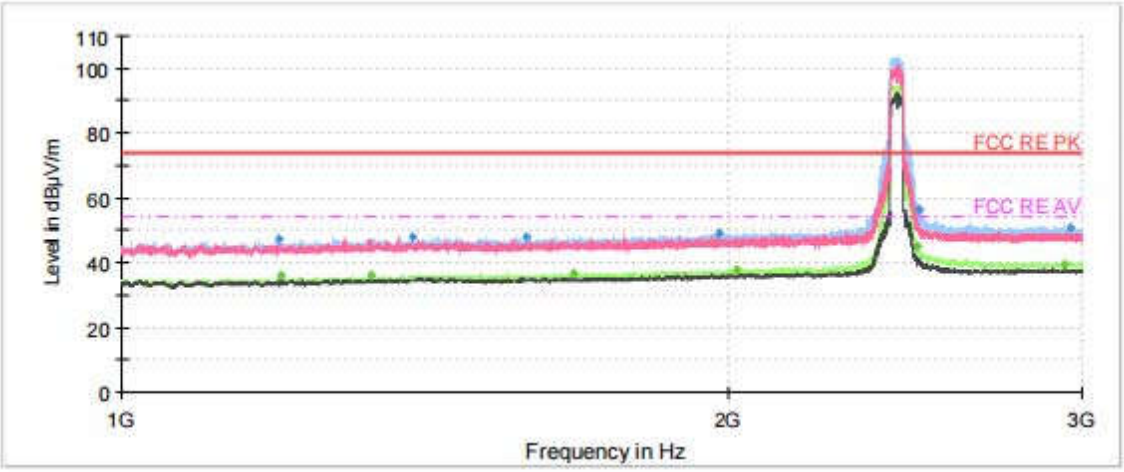

Note: The signal beyond the limit is carrier.

Radiates Emission from 1GHz to 3GHz

Frequency (MHz)	MaxPeak (dB µ V/m)	Average (dB µ V/m)	Limit (dB µ V/m)	Margin (dB)	Height (cm)	Pol	Azimuth (deg)	Corr. (dB/m)
1197.00	47.49	---	74.00	26.51	200.0	H	106.00	-9
1198.50	---	35.95	54.00	18.05	200.0	H	106.00	-9
1329.50	---	36.34	54.00	17.66	100.0	H	71.00	-8
1393.25	47.81	---	74.00	26.19	100.0	H	54.00	-7
1588.00	47.92	---	74.00	26.08	100.0	H	1.00	-6
1674.75	---	36.40	54.00	17.60	100.0	H	105.00	-6
1981.25	49.23	---	74.00	24.77	100.0	H	9.00	-5
2018.50	---	37.91	54.00	16.09	100.0	H	0.00	-5
2484.25	---	45.19	54.00	8.81	200.0	H	14.00	-4
2489.50	56.67	---	74.00	17.33	100.0	H	22.00	-4
2942.50	---	39.33	54.00	14.67	100.0	H	200.00	-3
2958.50	50.50	---	74.00	23.50	100.0	H	1.00	-3

Remark: 1. Correction Factor = Antenna factor+ Insertion loss (cable loss + amplifier gain)

This report shall not be reproduced except in full, without the written approval of TA Technology (Shanghai) Co., Ltd.

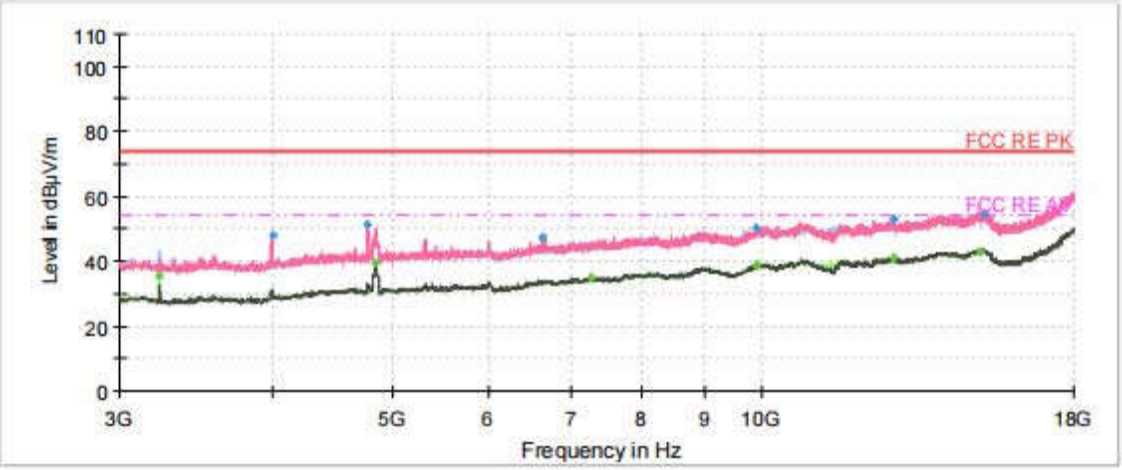

Radiates Emission from 3GHz to 18GHz

Frequency (MHz)	MaxPeak (dB µ V/m)	Average (dB µ V/m)	Limit (dB µ V/m)	Margin (dB)	Height (cm)	Pol	Azimuth (deg)	Corr. (dB/m)
3234.38	---	35.66	54.00	18.34	100.0	H	26.00	-13
3993.75	48.20	---	74.00	25.80	200.0	V	261.00	-11
4779.38	51.17	---	74.00	22.83	200.0	V	194.00	-9
4848.75	---	39.42	54.00	14.58	200.0	H	190.00	-9
6635.63	47.31	---	74.00	26.69	200.0	V	155.00	-4
7280.63	---	34.96	54.00	19.04	100.0	V	244.00	-4
9890.63	---	38.85	54.00	15.15	100.0	V	131.00	-1
9900.00	49.96	---	74.00	24.04	200.0	H	153.00	-1
12802.50	53.18	---	74.00	20.82	200.0	H	358.00	2
12811.88	---	41.20	54.00	12.80	200.0	H	200.00	2
15071.25	---	43.04	54.00	10.96	200.0	H	321.00	5
15174.38	54.81	---	74.00	19.19	100.0	H	242.00	4

Remark: 1. Correction Factor = Antenna factor+ Insertion loss (cable loss + amplifier gain)

This report shall not be reproduced except in full, without the written approval of TA Technology (Shanghai) Co., Ltd.

802.11n (HT40) CH5

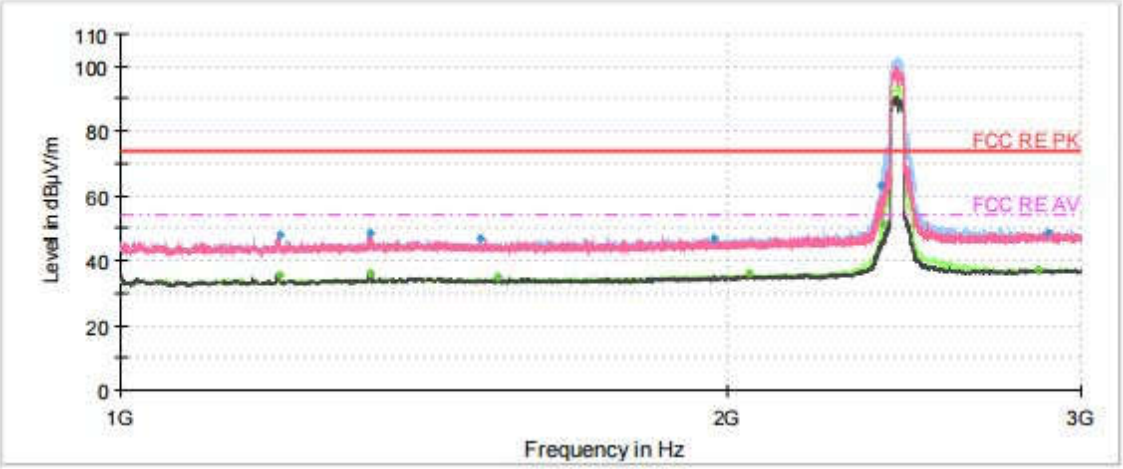

Note: The signal beyond the limit is carrier.

Radiates Emission from 1GHz to 3GHz

Frequency (MHz)	MaxPeak (dB µ V/m)	Average (dB µ V/m)	Limit (dB µ V/m)	Margin (dB)	Height (cm)	Pol	Azimuth (deg)	Corr. (dB/m)
1199.25	---	35.50	54.00	18.50	200.0	V	2.00	-9
1200.25	47.81	---	74.00	26.19	200.0	V	2.00	-9
1330.00	48.47	---	74.00	25.53	100.0	V	358.00	-8
1331.50	---	36.11	54.00	17.89	100.0	V	0.00	-8
1509.25	46.64	---	74.00	27.36	100.0	H	18.00	-7
1537.75	---	34.78	54.00	19.22	100.0	H	161.00	-7
1969.75	47.07	---	74.00	26.93	200.0	H	274.00	-5
2053.25	---	35.89	54.00	18.11	100.0	H	161.00	-5
2384.75	63.46	---	74.00	10.54	100.0	H	84.00	-4
2389.00	---	51.38	54.00	2.62	100.0	H	84.00	-4
2855.25	---	37.07	54.00	16.93	100.0	H	1.00	-3
2888.75	48.41	---	74.00	25.59	100.0	V	312.00	-3

Remark: 1. Correction Factor = Antenna factor+ Insertion loss (cable loss + amplifier gain)

This report shall not be reproduced except in full, without the written approval of TA Technology (Shanghai) Co., Ltd.

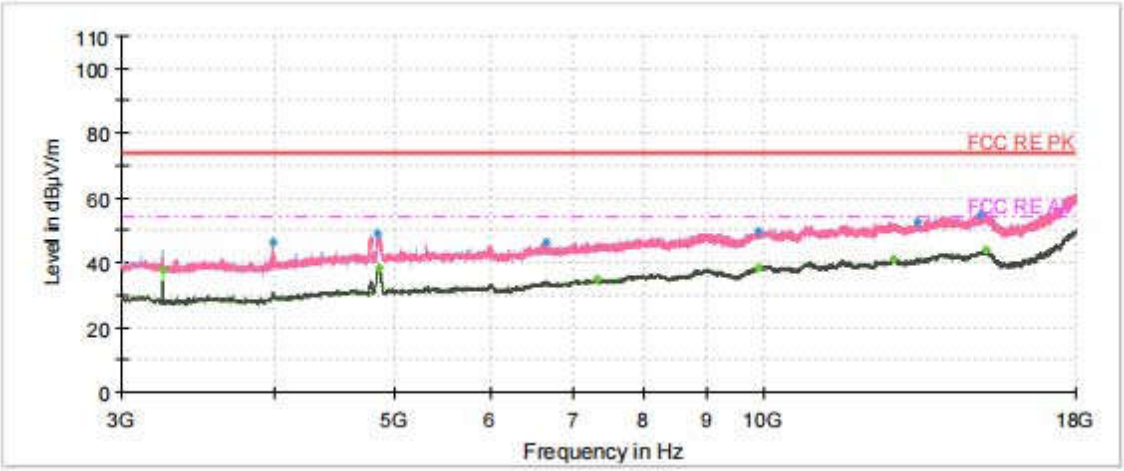

Radiates Emission from 3GHz to 18GHz

Frequency (MHz)	MaxPeak (dB µ V/m)	Average (dB µ V/m)	Limit (dB µ V/m)	Margin (dB)	Height (cm)	Pol	Azimuth (deg)	Corr. (dB/m)
3241.88	---	38.02	54.00	15.98	100.0	H	32.00	-13
3984.38	46.23	---	74.00	27.77	200.0	V	195.00	-11
4848.75	49.13	---	74.00	24.87	200.0	H	186.00	-9
4856.25	---	38.20	54.00	15.80	200.0	V	195.00	-9
6648.75	46.27	---	74.00	27.73	200.0	V	167.00	-4
7316.25	---	34.76	54.00	19.24	100.0	V	330.00	-3
9898.13	49.76	---	74.00	24.24	200.0	V	195.00	-1
9903.75	---	38.56	54.00	15.44	200.0	H	0.00	-1
12795.00	---	41.33	54.00	12.67	100.0	V	303.00	2
13329.38	52.62	---	74.00	21.38	100.0	V	355.00	3
15035.63	54.45	---	74.00	19.55	200.0	H	300.00	5
15206.25	---	43.73	54.00	10.27	100.0	H	106.00	4

Remark: 1. Correction Factor = Antenna factor+ Insertion loss (cable loss + amplifier gain)

This report shall not be reproduced except in full, without the written approval of TA Technology (Shanghai) Co., Ltd.

802.11n (HT40) CH6

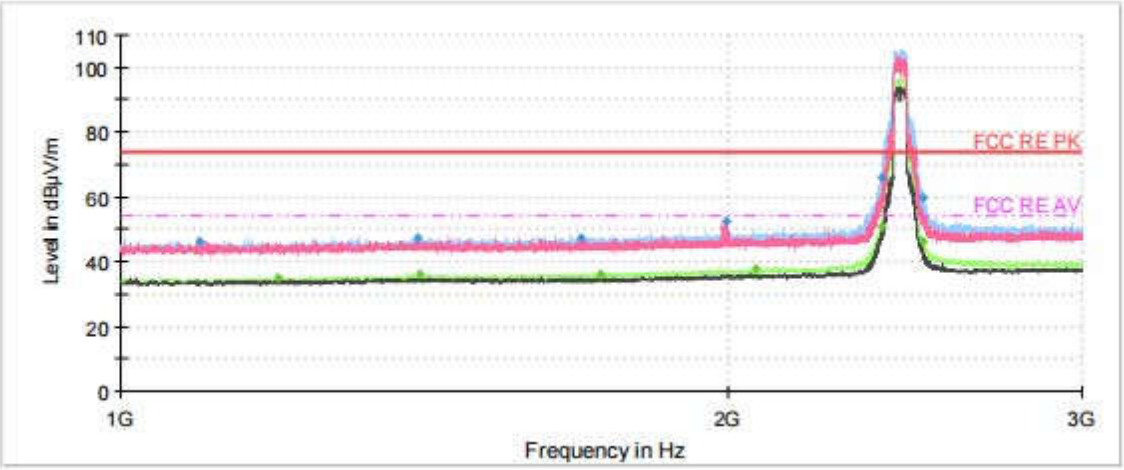

Note: The signal beyond the limit is carrier.

Radiates Emission from 1GHz to 3GHz

Frequency (MHz)	MaxPeak (dB µ V/m)	Average (dB µ V/m)	Limit (dB µ V/m)	Margin (dB)	Height (cm)	Pol	Azimuth (deg)	Corr. (dB/m)
1093.50	46.23	---	74.00	27.77	200.0	H	42.00	-9
1196.00	---	34.85	54.00	19.15	100.0	H	211.00	-9
1402.75	47.23	---	74.00	26.77	100.0	H	262.00	-7
1406.25	---	35.98	54.00	18.02	100.0	H	312.00	-7
1690.50	47.60	---	74.00	26.40	100.0	H	262.00	-6
1730.25	---	36.20	54.00	17.80	100.0	H	271.00	-6
1997.50	52.55	---	74.00	21.45	200.0	V	128.00	-5
2067.00	---	37.67	54.00	16.33	100.0	H	115.00	-5
2385.50	66.26	---	74.00	7.74	200.0	H	26.00	-4
2386.25	---	50.73	54.00	3.27	200.0	H	0.00	-4
2499.25	---	46.16	54.00	7.84	200.0	H	60.00	-4
2500.50	59.64	---	74.00	14.36	200.0	H	88.00	-4

Remark: 1. Correction Factor = Antenna factor+ Insertion loss (cable loss + amplifier gain)

This report shall not be reproduced except in full, without the written approval of TA Technology (Shanghai) Co., Ltd.

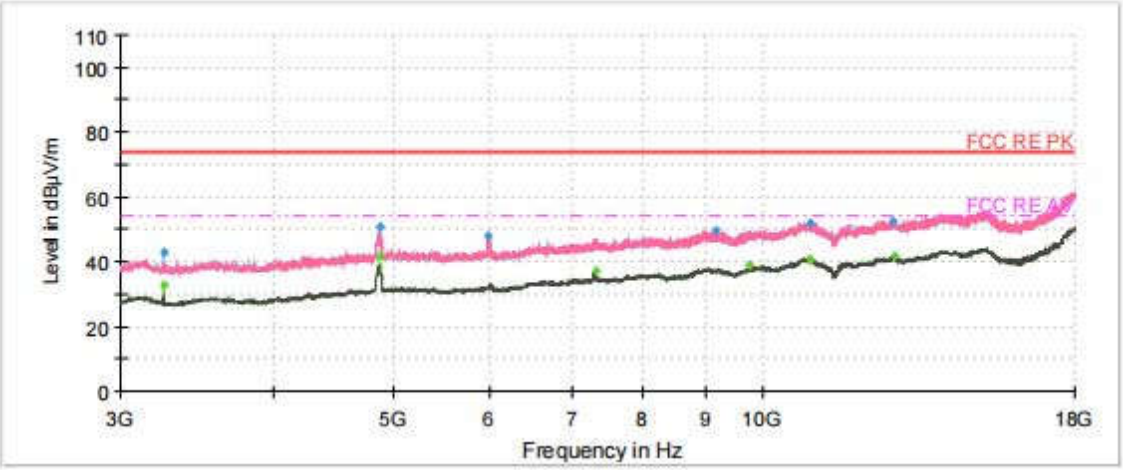

Radiates Emission from 3GHz to 18GHz

Frequency (MHz)	MaxPeak (dB µ V/m)	Average (dB µ V/m)	Limit (dB µ V/m)	Margin (dB)	Height (cm)	Pol	Azimuth (deg)	Corr. (dB/m)
3249.38	42.65	---	74.00	31.35	100.0	H	28.00	-13
3249.38	---	32.89	54.00	21.11	100.0	H	28.00	-13
4875.00	50.59	---	74.00	23.41	200.0	H	161.00	-9
4875.00	---	41.65	54.00	12.35	200.0	H	161.00	-9
5986.88	47.84	---	74.00	26.16	100.0	V	187.00	-5
7312.50	---	37.27	54.00	16.73	100.0	H	90.00	-3
9172.50	49.80	---	74.00	24.20	100.0	V	348.00	-2
9748.13	---	38.92	54.00	15.08	100.0	H	291.00	-2
10936.88	51.74	---	74.00	22.26	200.0	V	202.00	0
10959.38	---	40.85	54.00	13.15	100.0	V	281.00	0
12783.75	52.74	---	74.00	21.26	100.0	V	0.00	2
12810.00	---	41.69	54.00	12.31	100.0	H	121.00	2

Remark: 1. Correction Factor = Antenna factor+ Insertion loss (cable loss + amplifier gain)

This report shall not be reproduced except in full, without the written approval of TA Technology (Shanghai) Co., Ltd.

802.11n (HT40) CH7

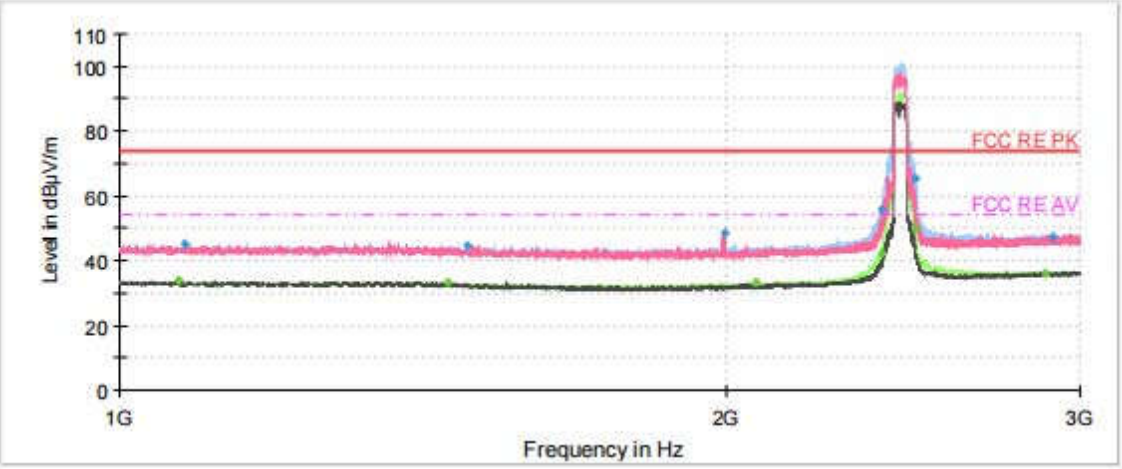

Note: The signal beyond the limit is carrier.

Radiates Emission from 1GHz to 3GHz

Frequency (MHz)	MaxPeak (dB µ V/m)	Average (dB µ V/m)	Limit (dB µ V/m)	Margin (dB)	Height (cm)	Pol	Azimuth (deg)	Corr. (dB/m)
1069.50	---	33.76	54.00	20.24	200.0	H	217.00	-9
1076.00	45.03	---	74.00	28.97	100.0	H	108.00	-9
1456.75	---	33.24	54.00	20.76	200.0	H	167.00	-7
1487.75	44.75	---	74.00	29.25	200.0	H	332.00	-7
1996.00	48.79	---	74.00	25.21	200.0	V	0.00	-5
2071.50	---	33.28	54.00	20.72	100.0	H	2.00	-5
2388.50	55.86	---	74.00	18.14	200.0	H	348.00	-4
2388.75	---	42.18	54.00	11.82	200.0	H	72.00	-4
2484.00	---	49.68	54.00	4.32	100.0	H	84.00	-4
2485.00	65.67	---	74.00	8.33	100.0	H	84.00	-4
2878.00	---	36.18	54.00	17.82	100.0	H	50.00	-3
2905.25	47.59	---	74.00	26.41	100.0	H	6.00	-3

Remark: 1. Correction Factor = Antenna factor+ Insertion loss (cable loss + amplifier gain)

This report shall not be reproduced except in full, without the written approval of TA Technology (Shanghai) Co., Ltd.

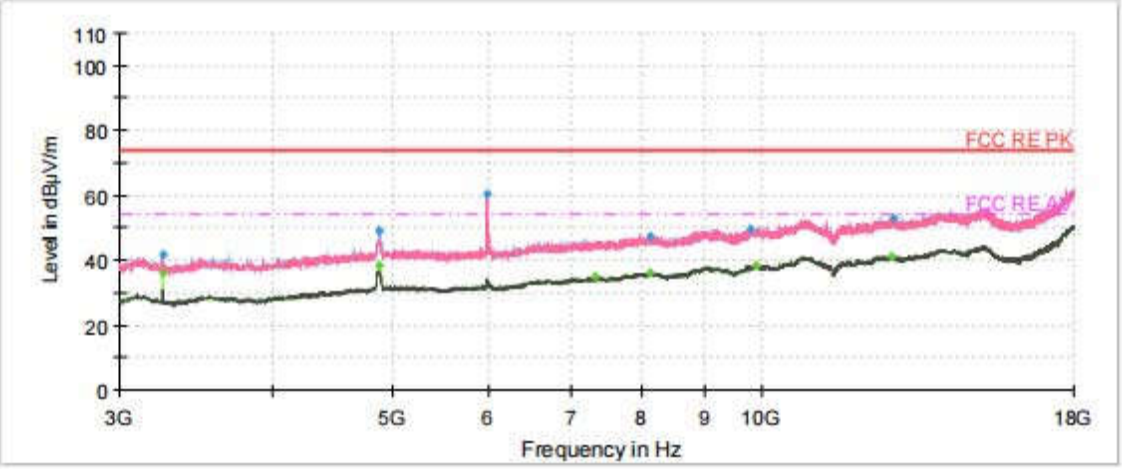

Radiates Emission from 3GHz to 18GHz

Frequency (MHz)	MaxPeak (dB µ V/m)	Average (dB µ V/m)	Limit (dB µ V/m)	Margin (dB)	Height (cm)	Pol	Azimuth (deg)	Corr. (dB/m)
3255.00	---	35.86	54.00	18.14	100.0	H	22.00	-13
3255.00	41.79	---	74.00	32.21	100.0	H	22.00	-13
4882.50	48.92	---	74.00	25.08	200.0	H	158.00	-9
4886.25	---	38.56	54.00	15.44	200.0	H	168.00	-9
5977.50	60.38	---	74.00	13.62	100.0	V	283.00	-6
7327.50	---	34.75	54.00	19.25	200.0	V	12.00	-3
8118.75	---	35.85	54.00	18.15	100.0	H	84.00	-3
8126.25	47.29	---	74.00	26.71	200.0	H	302.00	-3
9795.00	49.63	---	74.00	24.37	100.0	H	7.00	-2
9888.75	---	38.40	54.00	15.60	200.0	H	320.00	-1
12793.13	---	41.33	54.00	12.67	200.0	H	312.00	2
12806.25	53.25	---	74.00	20.75	100.0	H	255.00	2

Remark: 1. Correction Factor = Antenna factor+ Insertion loss (cable loss + amplifier gain)

This report shall not be reproduced except in full, without the written approval of TA Technology (Shanghai) Co., Ltd.

802.11n (HT40) CH8

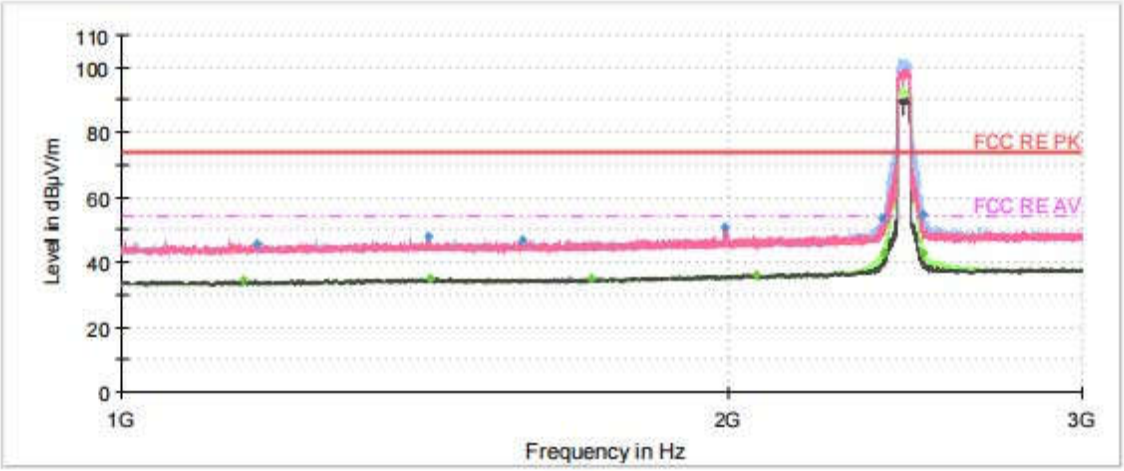

Note: The signal beyond the limit is carrier.

Radiates Emission from 1GHz to 3GHz

Frequency (MHz)	MaxPeak (dB µ V/m)	Average (dB µ V/m)	Limit (dB µ V/m)	Margin (dB)	Height (cm)	Pol	Azimuth (deg)	Corr. (dB/m)
1150.00	---	34.27	54.00	19.73	200.0	V	251.00	-9
1168.25	45.95	---	74.00	28.05	200.0	H	170.00	-9
1421.25	48.17	---	74.00	25.83	200.0	V	181.00	-7
1422.75	---	35.07	54.00	18.93	100.0	V	87.00	-7
1579.75	47.06	---	74.00	26.94	200.0	V	242.00	-6
1709.00	---	35.08	54.00	18.92	200.0	H	179.00	-6
1992.50	50.54	---	74.00	23.46	200.0	V	216.00	-5
2067.25	---	36.29	54.00	17.71	200.0	H	70.00	-5
2384.75	53.45	---	74.00	20.55	200.0	H	79.00	-4
2389.75	---	43.05	54.00	10.95	100.0	H	306.00	-4
2498.50	---	42.87	54.00	11.13	100.0	H	77.00	-4
2499.75	54.61	---	74.00	19.39	100.0	H	77.00	-4

Remark: 1. Correction Factor = Antenna factor+ Insertion loss (cable loss + amplifier gain)

This report shall not be reproduced except in full, without the written approval of TA Technology (Shanghai) Co., Ltd.

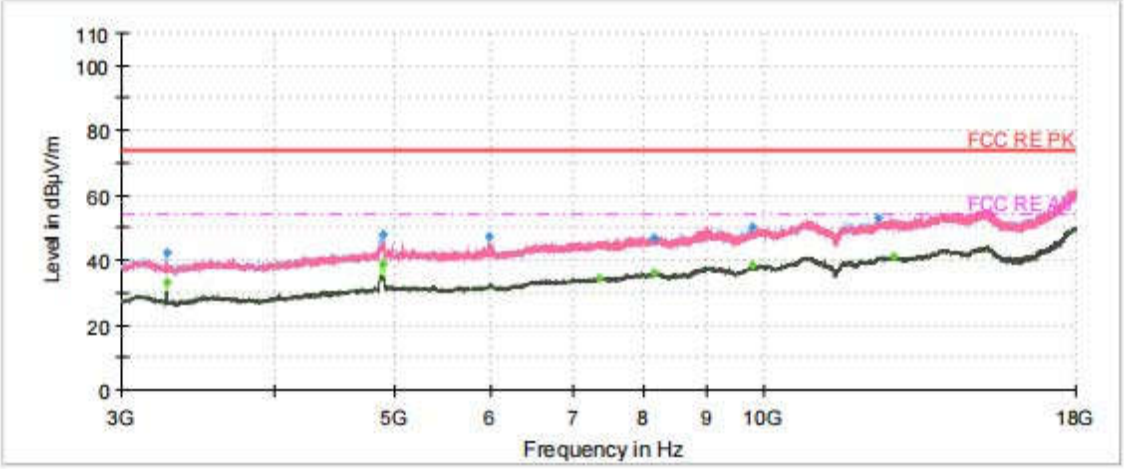

Radiates Emission from 3GHz to 18GHz

Frequency (MHz)	MaxPeak (dB µ V/m)	Average (dB µ V/m)	Limit (dB µ V/m)	Margin (dB)	Height (cm)	Pol	Azimuth (deg)	Corr. (dB/m)
3260.63	42.10	---	74.00	31.90	100.0	H	20.00	-13
3262.50	---	33.42	54.00	20.58	100.0	H	20.00	-13
4891.88	---	38.91	54.00	15.09	200.0	H	159.00	-9
4895.63	48.01	---	74.00	25.99	100.0	H	162.00	-9
5975.63	47.57	---	74.00	26.43	200.0	H	332.00	-6
7348.13	---	34.59	54.00	19.41	100.0	V	273.00	-3
8148.75	46.80	---	74.00	27.20	200.0	H	344.00	-3
8161.88	---	35.94	54.00	18.06	200.0	H	188.00	-3
9787.50	---	38.33	54.00	15.67	200.0	V	121.00	-2
9798.75	50.00	---	74.00	24.00	200.0	H	198.00	-2
12416.25	52.95	---	74.00	21.05	200.0	H	83.00	2
12798.75	---	41.19	54.00	12.81	200.0	V	160.00	2

Remark: 1. Correction Factor = Antenna factor+ Insertion loss (cable loss + amplifier gain)

This report shall not be reproduced except in full, without the written approval of TA Technology (Shanghai) Co., Ltd.

802.11n (HT40) CH9

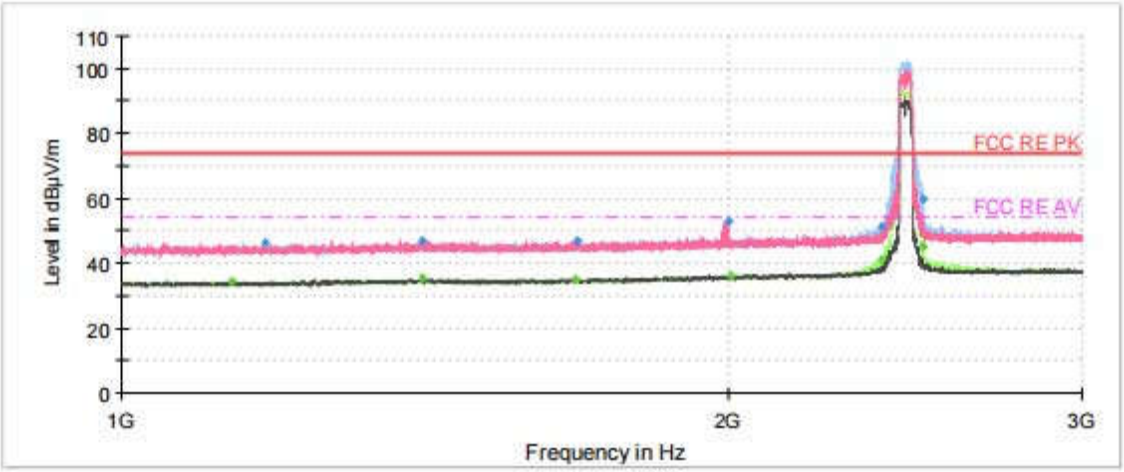

Note: The signal beyond the limit is carrier.

Radiates Emission from 1GHz to 3GHz

Frequency (MHz)	MaxPeak (dB µ V/m)	Average (dB µ V/m)	Limit (dB µ V/m)	Margin (dB)	Height (cm)	Pol	Azimuth (deg)	Corr. (dB/m)
1133.50	---	34.35	54.00	19.65	200.0	V	215.00	-9
1177.25	46.35	---	74.00	27.65	200.0	H	38.00	-9
1409.25	---	35.30	54.00	18.70	100.0	H	181.00	-7
1411.25	46.82	---	74.00	27.18	200.0	H	38.00	-7
1680.75	---	35.21	54.00	18.79	200.0	V	156.00	-6
1683.25	47.00	---	74.00	27.00	200.0	V	347.00	-6
2000.00	53.02	---	74.00	20.98	200.0	V	130.00	-5
2004.50	---	36.37	54.00	17.63	100.0	V	216.00	-5
2385.00	51.54	---	74.00	22.46	200.0	H	90.00	-4
2386.75	---	41.01	54.00	12.99	200.0	H	82.00	-4
2498.50	---	45.05	54.00	8.95	100.0	H	76.00	-4
2498.75	59.93	---	74.00	14.07	100.0	H	76.00	-4

Remark: 1. Correction Factor = Antenna factor+ Insertion loss (cable loss + amplifier gain)

This report shall not be reproduced except in full, without the written approval of TA Technology (Shanghai) Co., Ltd.

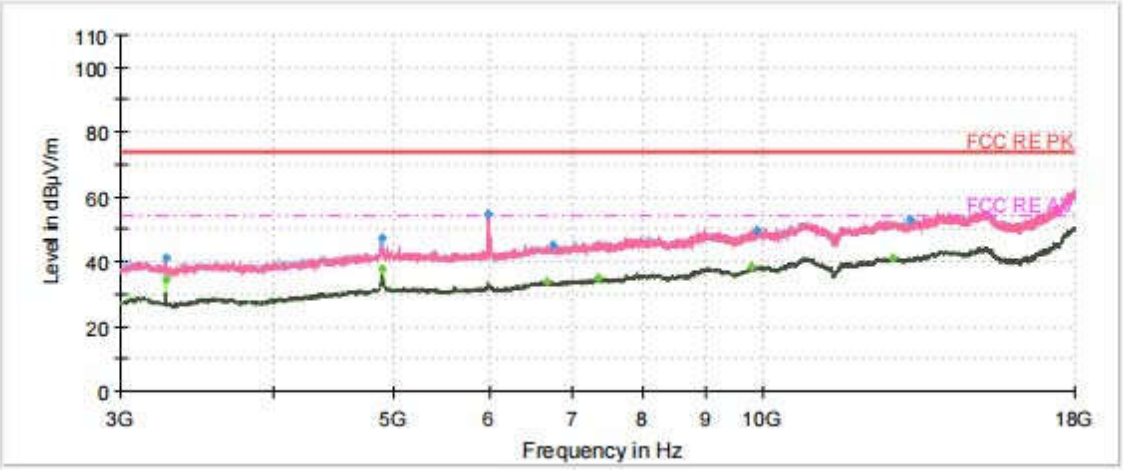

Radiates Emission from 3GHz to 18GHz

Frequency (MHz)	MaxPeak (dB µ V/m)	Average (dB µ V/m)	Limit (dB µ V/m)	Margin (dB)	Height (cm)	Pol	Azimuth (deg)	Corr. (dB/m)
3268.13	---	34.54	54.00	19.46	100.0	H	33.00	-13
3268.13	41.27	---	74.00	32.73	100.0	H	33.00	-13
4905.00	---	37.56	54.00	16.44	200.0	H	162.00	-8
4905.00	47.65	---	74.00	26.35	200.0	H	162.00	-8
5986.88	54.85	---	74.00	19.15	200.0	V	110.00	-5
6678.75	---	33.79	54.00	20.21	200.0	V	150.00	-4
6750.00	44.95	---	74.00	29.05	200.0	H	63.00	-4
7348.13	---	34.77	54.00	19.23	200.0	H	63.00	-3
9808.13	---	38.63	54.00	15.37	200.0	V	120.00	-1
9892.50	49.90	---	74.00	24.10	200.0	V	264.00	-1
12791.25	---	41.39	54.00	12.61	200.0	H	44.00	2
13207.50	53.01	---	74.00	20.99	200.0	V	358.00	3

Remark: 1. Correction Factor = Antenna factor+ Insertion loss (cable loss + amplifier gain)

This report shall not be reproduced except in full, without the written approval of TA Technology (Shanghai) Co., Ltd.

Bluetooth LE-Channel 0

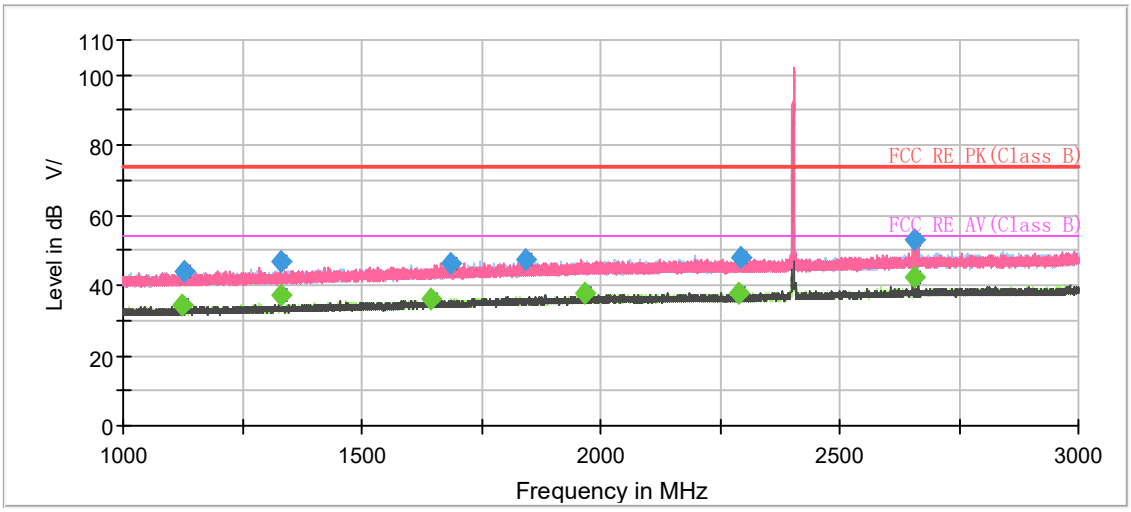

Radiates Emission from 1GHz to 3GHz

Frequency (MHz)	MaxPeak (dB μ V/m)	Average (dB μ V/m)	Limit (dB μ V/m)	Margin (dB)	Height (cm)	Pol	Azimuth (deg)	Corr. (dB/m)
1123.000000	---	34.53	54.00	19.47	100.0	H	12.0	-7.7
1127.266667	44.07	---	74.00	29.93	100.0	H	0.0	-7.7
1329.000000	---	37.22	54.00	16.78	100.0	H	56.0	-6.6
1329.600000	46.93	---	74.00	27.07	200.0	V	30.0	-6.6
1645.333333	---	36.10	54.00	17.90	200.0	V	97.0	-4.8
1684.866667	46.50	---	74.00	27.50	200.0	H	25.0	-4.6
1841.266667	47.43	---	74.00	26.57	100.0	V	208.0	-3.6
1968.000000	---	37.82	54.00	16.18	200.0	V	121.0	-2.9
2288.266667	---	37.99	54.00	16.01	200.0	H	181.0	-1.6
2294.400000	47.84	---	74.00	26.16	200.0	H	17.0	-1.5
2655.800000	52.95	---	74.00	21.05	200.0	V	0.0	0.4
2655.800000	---	42.25	54.00	11.75	200.0	V	0.0	0.4

Remark: 1. Correction Factor = Antenna factor+ Insertion loss (cable loss + amplifier gain)

This report shall not be reproduced except in full, without the written approval of TA Technology (Shanghai) Co., Ltd.

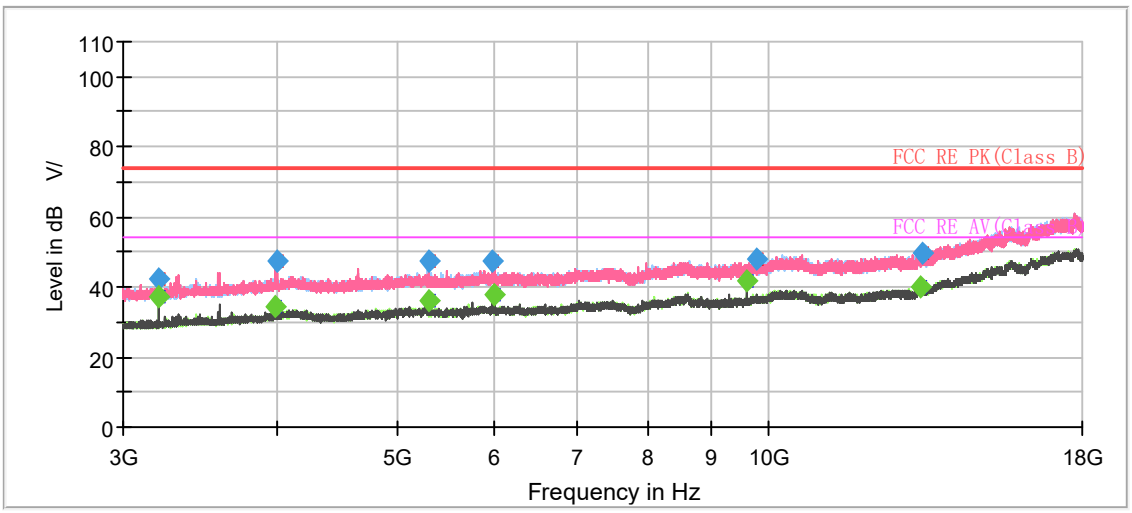

Radiates Emission from 3GHz to 18GHz

Frequency (MHz)	MaxPeak (dB μ V/m)	Average (dB μ V/m)	Limit (dB μ V/m)	Margin (dB)	Height (cm)	Pol	Azimuth (deg)	Corr. (dB/m)
3205.000000	42.07	---	74.00	31.93	100.0	V	127.0	-7.4
3205.000000	---	37.38	54.00	16.62	200.0	H	347.0	-7.4
3984.000000	---	34.37	54.00	19.63	200.0	V	216.0	-3.9
3993.500000	47.50	---	74.00	26.50	100.0	V	242.0	-3.9
5317.500000	---	36.27	54.00	17.73	100.0	V	0.0	-1.2
5319.500000	47.50	---	74.00	26.50	100.0	V	0.0	-1.2
5987.000000	47.22	---	74.00	26.78	100.0	V	137.0	-0.3
5994.000000	---	37.83	54.00	16.17	100.0	V	137.0	-0.3
9616.000000	---	41.77	54.00	12.23	200.0	V	103.0	3.9
9796.000000	48.09	---	74.00	25.91	100.0	V	260.0	4.2
13315.500000	---	40.13	54.00	13.87	100.0	H	35.0	8.6
13337.500000	49.69	---	74.00	24.31	200.0	H	308.0	8.7

Remark: 1. Correction Factor = Antenna factor+ Insertion loss (cable loss + amplifier gain)

This report shall not be reproduced except in full, without the written approval of TA Technology (Shanghai) Co., Ltd.

Bluetooth LE-Channel 19

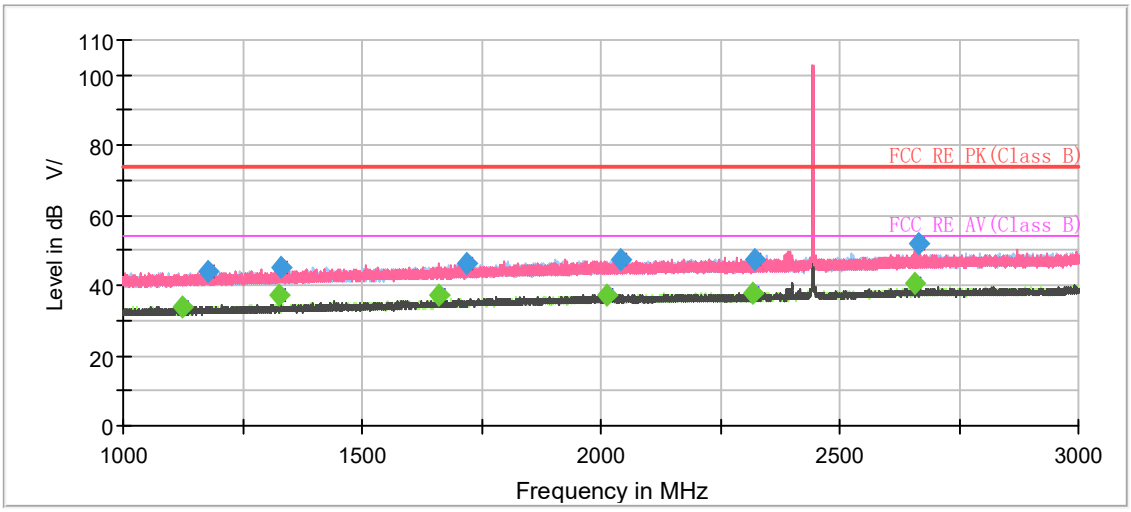

Radiates Emission from 1GHz to 3GHz

Frequency (MHz)	MaxPeak (dB µ V/m)	Average (dB µ V/m)	Limit (dB µ V/m)	Margin (dB)	Height (cm)	Pol	Azimuth (deg)	Corr. (dB/m)
1125.866667	---	34.12	54.00	19.88	200.0	H	10.0	-7.7
1178.266667	43.83	---	74.00	30.17	200.0	H	18.0	-7.4
1327.800000	---	37.48	54.00	16.52	200.0	V	23.0	-6.6
1329.333333	45.31	---	74.00	28.69	200.0	V	12.0	-6.6
1661.866667	---	37.20	54.00	16.80	200.0	V	0.0	-4.7
1720.800000	46.21	---	74.00	27.79	200.0	V	113.0	-4.4
2010.400000	---	37.46	54.00	16.54	200.0	H	219.0	-2.6
2042.666667	47.27	---	74.00	26.73	100.0	V	136.0	-2.5
2319.800000	---	37.92	54.00	16.08	100.0	V	0.0	-1.5
2324.133333	47.45	---	74.00	26.55	200.0	V	187.0	-1.4
2657.266667	---	40.80	54.00	13.20	100.0	V	48.0	0.4
2667.333333	51.94	---	74.00	22.06	200.0	V	1.0	0.4

Remark: 1. Correction Factor = Antenna factor+ Insertion loss (cable loss + amplifier gain)

This report shall not be reproduced except in full, without the written approval of TA Technology (Shanghai) Co., Ltd.

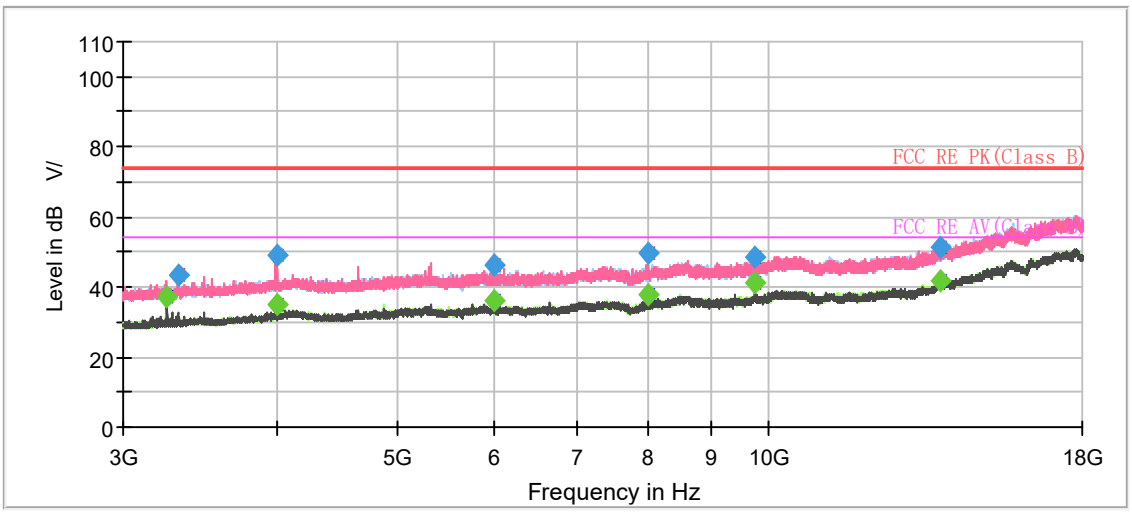

Radiates Emission from 3GHz to 18GHz

Frequency (MHz)	MaxPeak (dB μ V/m)	Average (dB μ V/m)	Limit (dB μ V/m)	Margin (dB)	Height (cm)	Pol	Azimuth (deg)	Corr. (dB/m)
3258.500000	---	37.44	54.00	16.56	100.0	V	32.0	-7.2
3320.500000	43.62	---	74.00	30.38	100.0	V	104.0	-6.9
3992.500000	49.07	---	74.00	24.93	100.0	V	113.0	-3.9
3992.500000	---	35.09	54.00	18.91	100.0	V	113.0	-3.9
5990.500000	46.45	---	74.00	27.55	100.0	V	23.0	-0.3
5990.500000	---	36.30	54.00	17.70	100.0	V	23.0	-0.3
7998.000000	---	37.86	54.00	16.14	100.0	V	67.0	1.9
7998.000000	49.85	---	74.00	24.15	100.0	V	67.0	1.9
9775.500000	48.39	---	74.00	25.61	100.0	V	258.0	4.2
9776.000000	---	41.32	54.00	12.68	200.0	V	100.0	4.2
13812.000000	---	41.52	54.00	12.48	200.0	V	8.0	10.4
13823.500000	51.28	---	74.00	22.72	200.0	H	163.0	10.5

Remark: 1. Correction Factor = Antenna factor+ Insertion loss (cable loss + amplifier gain)

This report shall not be reproduced except in full, without the written approval of TA Technology (Shanghai) Co., Ltd.

Bluetooth LE-Channel 39

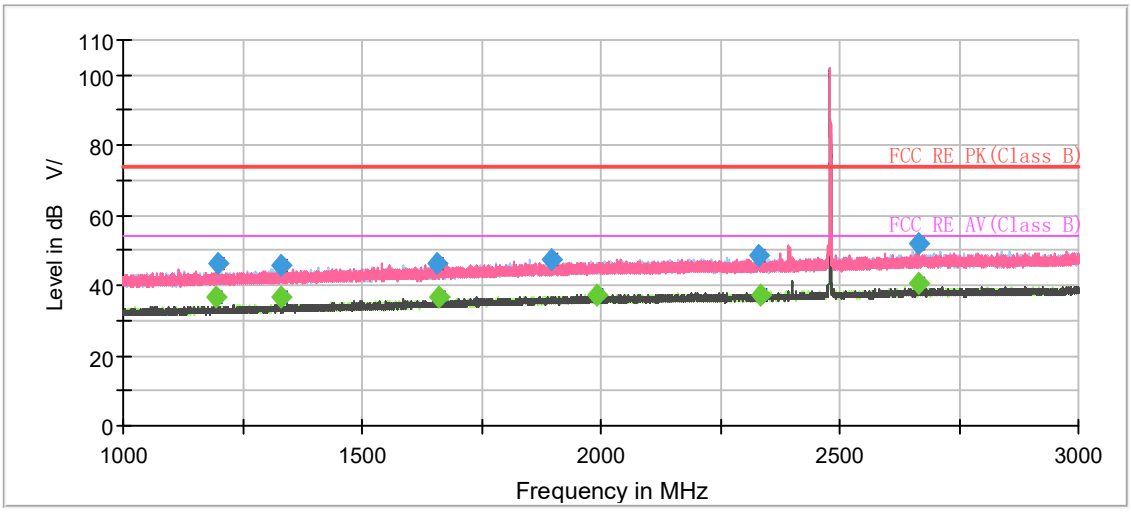

Radiates Emission from 1GHz to 3GHz

Frequency (MHz)	MaxPeak (dB µ V/m)	Average (dB µ V/m)	Limit (dB µ V/m)	Margin (dB)	Height (cm)	Pol	Azimuth (deg)	Corr. (dB/m)
1195.333333	---	36.45	54.00	17.55	200.0	V	154.0	-7.3
1196.333333	46.21	---	74.00	27.79	200.0	V	154.0	-7.3
1330.066667	45.50	---	74.00	28.50	200.0	V	54.0	-6.6
1332.466667	---	36.72	54.00	17.28	200.0	V	177.0	-6.6
1656.266667	46.28	---	74.00	27.72	200.0	H	200.0	-4.7
1660.600000	---	36.52	54.00	17.48	200.0	V	0.0	-4.7
1895.000000	47.31	---	74.00	26.69	200.0	V	332.0	-3.4
1992.666667	---	37.28	54.00	16.72	200.0	H	151.0	-2.7
2329.533333	48.42	---	74.00	25.58	100.0	V	187.0	-1.4
2334.933333	---	37.35	54.00	16.65	200.0	H	175.0	-1.4
2665.266667	52.00	---	74.00	22.00	100.0	V	24.0	0.4
2665.266667	---	40.54	54.00	13.46	100.0	V	24.0	0.4

Remark: 1. Correction Factor = Antenna factor+ Insertion loss (cable loss + amplifier gain)

This report shall not be reproduced except in full, without the written approval of TA Technology (Shanghai) Co., Ltd.

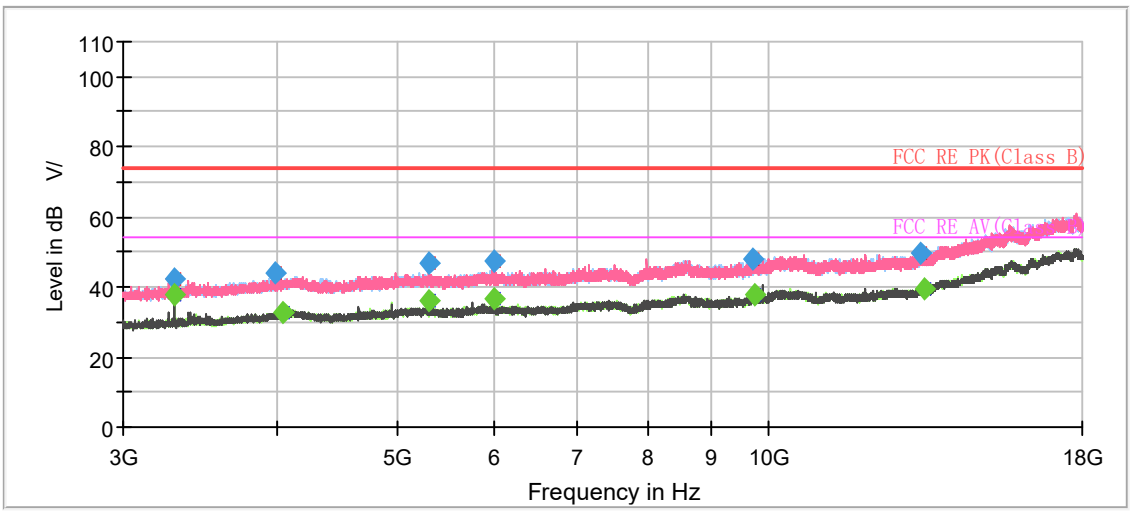

Radiates Emission from 3GHz to 18GHz

Frequency (MHz)	MaxPeak (dB μ V/m)	Average (dB μ V/m)	Limit (dB μ V/m)	Margin (dB)	Height (cm)	Pol	Azimuth (deg)	Corr. (dB/m)
3306.000000	42.49	---	74.00	31.51	100.0	V	140.0	-7.0
3306.500000	---	37.53	54.00	16.47	100.0	V	140.0	-7.0
3981.500000	43.88	---	74.00	30.12	100.0	H	8.0	-4.0
4045.000000	---	32.88	54.00	21.12	200.0	V	0.0	-3.5
5311.000000	---	35.87	54.00	18.13	100.0	V	110.0	-1.2
5311.000000	47.01	---	74.00	26.99	100.0	V	110.0	-1.2
5989.000000	---	36.48	54.00	17.52	100.0	V	333.0	-0.3
5995.500000	47.17	---	74.00	26.83	100.0	V	333.0	-0.3
9711.500000	48.17	---	74.00	25.83	200.0	V	210.0	4.1
9751.000000	---	38.02	54.00	15.98	200.0	H	49.0	4.1
13326.000000	49.75	---	74.00	24.25	200.0	V	147.0	8.7
13411.000000	---	39.74	54.00	14.26	100.0	H	183.0	8.9

Remark: 1. Correction Factor = Antenna factor+ Insertion loss (cable loss + amplifier gain)

This report shall not be reproduced except in full, without the written approval of TA Technology (Shanghai) Co., Ltd.

During the test, the Radiates Emission from 18GHz to 26.5GHz was performed in all modes with all channels, 802.11n (HT20) CH9 are selected as the worst condition. The test data of the worst-case condition was recorded in this report.

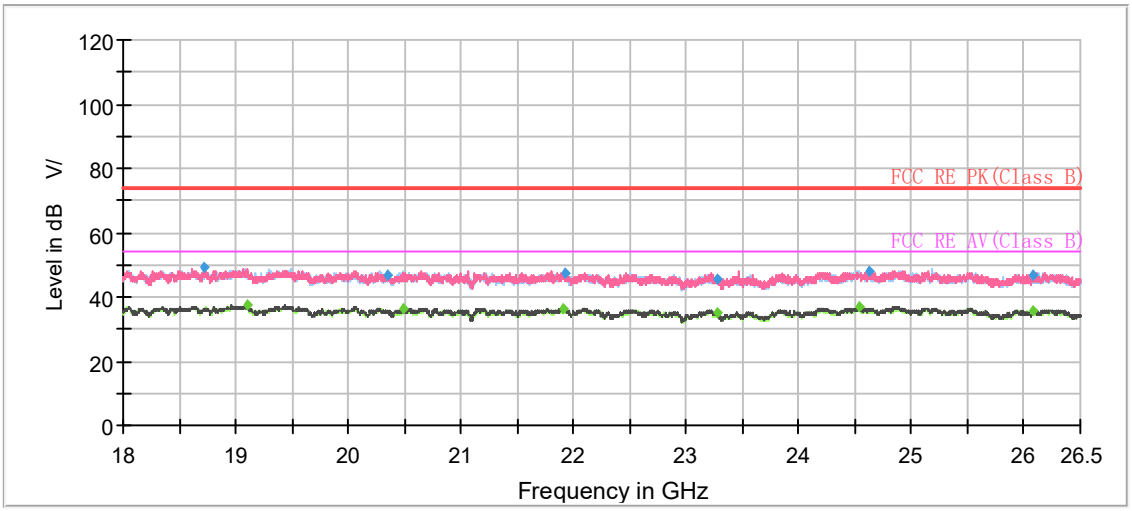

Radiates Emission from 18GHz to 26.5GHz

Frequency (MHz)	MaxPeak (dB μ V/m)	Average (dB μ V/m)	Limit (dB μ V/m)	Margin (dB)	Height (cm)	Pol	Azimuth (deg)	Corr. (dB/m)
18724.63	49.20	---	74.00	24.80	100.0	H	64.00	-2
19099.69	---	37.37	54.00	16.63	200.0	V	242.00	-1
20348.13	46.93	---	74.00	27.07	100.0	V	239.00	0
20494.75	---	36.40	54.00	17.60	200.0	V	320.00	0
21916.38	---	36.57	54.00	17.43	200.0	V	334.00	1
21920.63	47.66	---	74.00	26.34	200.0	V	131.00	1
23272.13	---	34.99	54.00	19.01	200.0	H	94.00	2
23272.13	45.71	---	74.00	28.29	100.0	H	0.00	2
24537.56	---	36.90	54.00	17.10	100.0	V	137.00	3
24632.13	47.98	---	74.00	26.02	200.0	V	257.00	3
26082.44	46.85	---	74.00	27.15	100.0	H	339.00	3
26086.69	---	35.72	54.00	18.28	200.0	V	266.00	3

This report shall not be reproduced except in full, without the written approval of TA Technology (Shanghai) Co., Ltd.

5.7. Conducted Emission

Ambient condition

Temperature	Relative humidity	Pressure
23°C ~25°C	45%~50%	101.5kPa

Methods of Measurement

The EUT is placed on a non-metallic table of 80cm height above the horizontal metal reference ground plane. During the test, the EUT was operating in its typical mode. The test method is according to ANSI C63.10. Connect the AC power line of the EUT to the L.I.S.N. Use EMI receiver to detect the average and Quasi-peak value. RBW is set to 9 kHz, VBW is set to 30kHz.
The measurement result should include both L line and N line.
The test is in transmitting mode.

Test Setup

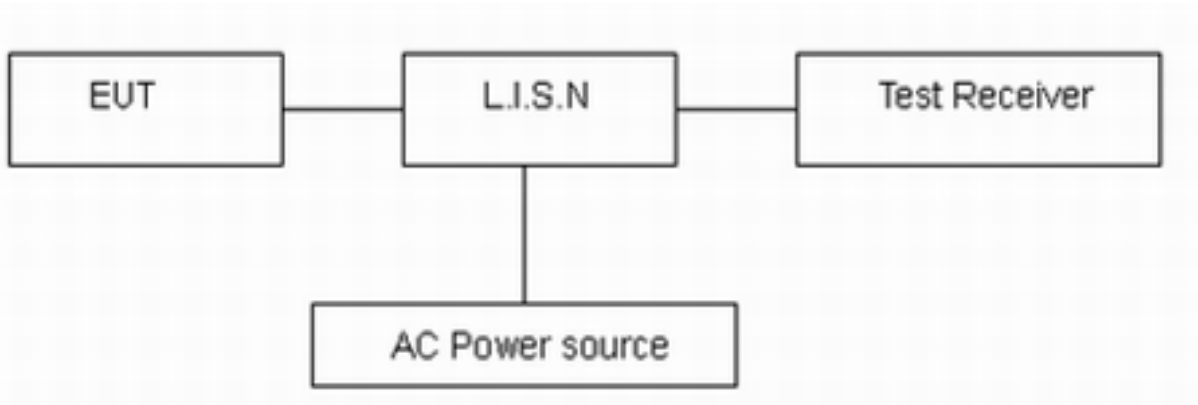

Note: AC Power source is used to change the voltage 110V/60Hz.

Limits

Frequency (MHz)	Conducted Limits(dBμV)	
	Quasi-peak	Average
0.15 - 0.5	66 to 56 *	56 to 46*
0.5 - 5	56	46
5 - 30	60	50
*: Decreases with the logarithm of the frequency.		

Measurement Uncertainty

The assessed measurement uncertainty to ensure 95% confidence level for the normal distribution is with the coverage factor k = 1.96, U= 2.69 dB.

This report shall not be reproduced except in full, without the written approval of TA Technology (Shanghai) Co., Ltd.

Test Results:

Following plots, Blue trace uses the peak detection and Green trace uses the average detection. During the test, the Conducted Emission was performed in all modes (Wi-Fi 2.4G /Bluetooth LE) with all channels, 802.11n (HT20) CH9 are selected as the worst condition. The test data of the worst-case condition was recorded in this report.

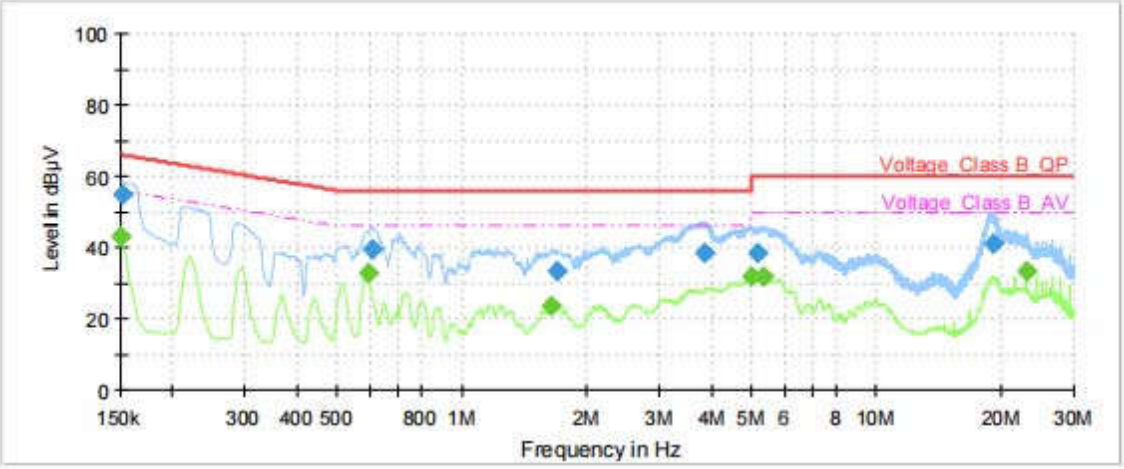

Frequency (MHz)	QuasiPeak (dBµV)	Average (dBµV)	Limit (dBµV)	Margin (dB)	Meas. Time (ms)	Bandwidth (kHz)	Line	Filter	Corr. (dB)
0.15	---	42.90	56.00	13.10	1000.0	9.000	L1	ON	21
0.15	54.66	---	65.88	11.22	1000.0	9.000	L1	ON	21
0.59	---	33.00	46.00	13.00	1000.0	9.000	L1	ON	20
0.61	39.52	---	56.00	16.48	1000.0	9.000	L1	ON	20
1.64	---	23.57	46.00	22.43	1000.0	9.000	L1	ON	20
1.70	33.53	---	56.00	22.47	1000.0	9.000	L1	ON	20
3.84	38.53	---	56.00	17.47	1000.0	9.000	L1	ON	19
4.98	---	31.94	46.00	14.06	1000.0	9.000	L1	ON	19
5.18	38.27	---	60.00	21.73	1000.0	9.000	L1	ON	19
5.35	---	31.99	50.00	18.01	1000.0	9.000	L1	ON	19
19.22	41.12	---	60.00	18.88	1000.0	9.000	L1	ON	20
23.04	---	33.27	50.00	16.73	1000.0	9.000	L1	ON	20

Remark: Correct factor=cable loss + LISN factor

L line Conducted Emission from 150 KHz to 30 MHz

This report shall not be reproduced except in full, without the written approval of TA Technology (Shanghai) Co., Ltd.

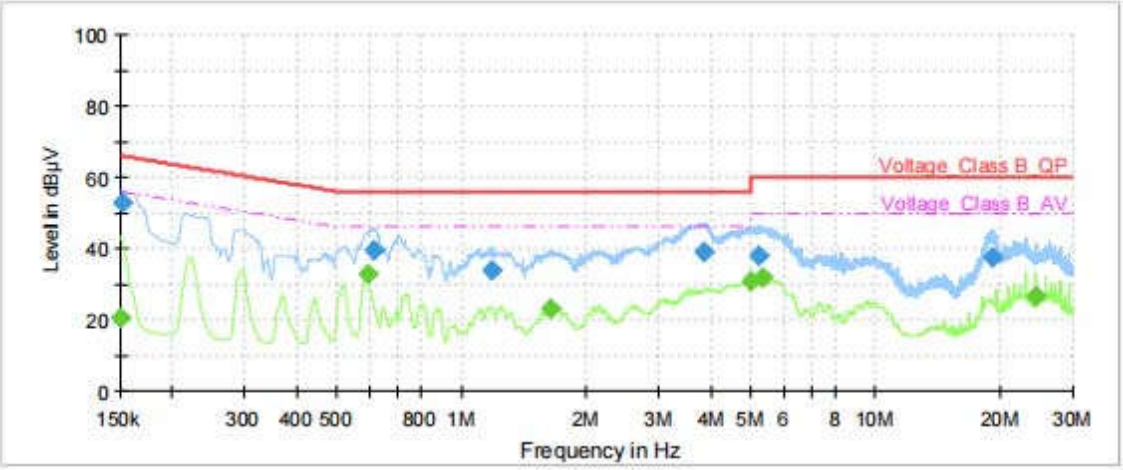

Frequency (MHz)	QuasiPeak (dBµV)	Average (dBµV)	Limit (dBµV)	Margin (dB)	Meas. Time (ms)	Bandwidth (kHz)	Line	Filter	Corr. (dB)
0.15	---	20.35	56.00	35.65	1000.0	9.000	N	ON	21
0.15	52.72	---	65.88	13.16	1000.0	9.000	N	ON	21
0.59	---	32.87	46.00	13.13	1000.0	9.000	N	ON	20
0.62	39.65	---	56.00	16.35	1000.0	9.000	N	ON	20
1.18	33.60	---	56.00	22.40	1000.0	9.000	N	ON	20
1.64	---	23.10	46.00	22.90	1000.0	9.000	N	ON	20
3.84	39.12	---	56.00	16.88	1000.0	9.000	N	ON	19
5.00	---	30.89	46.00	15.11	1000.0	9.000	N	ON	19
5.20	38.20	---	60.00	21.80	1000.0	9.000	N	ON	19
5.37	---	31.83	50.00	18.17	1000.0	9.000	N	ON	19
19.08	37.55	---	60.00	22.45	1000.0	9.000	N	ON	20
24.45	---	26.70	50.00	23.30	1000.0	9.000	N	ON	20

Remark: Correct factor=cable loss + LISN factor

N line Conducted Emission from 150 KHz to 30 MHz

This report shall not be reproduced except in full, without the written approval of TA Technology (Shanghai) Co., Ltd.

6. Main Test Instruments

Name	Manufacturer	Type	Serial Number	Calibration Date	Expiration Date
Spectrum Analyzer	R&S	FSV30	103591	2021-05-15	2022-05-14
EMI Test Receiver	R&S	ESCI7	100936	2021-12-12	2022-12-11
Loop Antenna	SCHWARZBECK	FMZB1519	1519-047	2020-04-02	2023-04-01
TRILOG Broadband Antenna	SCHWARZBECK	VULB 9163	391	2019-12-16	2022-12-15
Horn Antenna	Schwarzbeck	BBHA 9120D	430	2021-07-26	2024-07-25
Horn Antenna	ETS-Lindgren	3160-09	00102643	2021-10-10	2024-10-09
EMI Test Receiver	R&S	ESR	101667	2021-05-16	2022-05-15
LISN	R&S	ENV216	102191	2020-12-13	2022-12-12
Spectrum Analyzer	KEYSIGHT	N9020A	MY54420163	2021-12-12	2022-12-11
Power Sensor	R&S	NRP18S	101955	2021-05-15	2022-05-14
Software	R&S	EMC32	9.26.01	/	/

********END OF REPORT ********

This report shall not be reproduced except in full, without the written approval of TA Technology (Shanghai) Co., Ltd.

ANNEX A: The EUT Appearance

The EUT Appearance are submitted separately.

This report shall not be reproduced except in full, without the written approval of TA Technology (Shanghai) Co., Ltd.

ANNEX B: Test Setup Photos

The Test Setup Photos are submitted separately.

This report shall not be reproduced except in full, without the written approval of TA Technology (Shanghai) Co., Ltd.