Appendix Test Data

Report No.:	182512C400394103	Test Sample No.:	1-2-2
Start Test Date:	2024.7.5	Finish Test Date:	2024.8.19
Test Engineer:	Jokes Huang	Auditor:	Justin Feng
Temperature:	24.8℃	Relative Humidity:	49%
Pressure:	101kPa		

Appendix A: 6dB Bandwidth

Test Result

TestMode	Antenna	Frequency[MHz]	6dB BW [MHz]	FL[MHz]	FH[MHz]	Limit[MHz]	Verdict
11B	Ant1	2412	8.040	2407.960	2416.000	0.5	PASS
11B	Ant1	2437	8.080	2432.960	2441.040	0.5	PASS
11B	Ant1	2462	8.080	2457.960	2466.040	0.5	PASS
11G	Ant1	2412	14.760	2404.760	2419.520	0.5	PASS
11G	Ant1	2437	15.120	2429.640	2444.760	0.5	PASS
11G	Ant1	2462	8.800	2457.000	2465.800	0.5	PASS
11N20SISO	Ant1	2412	17.280	2403.480	2420.760	0.5	PASS
11N20SISO	Ant1	2437	14.880	2429.880	2444.760	0.5	PASS
11N20SISO	Ant1	2462	13.400	2455.480	2468.880	0.5	PASS
11N40SISO	Ant1	2422	29.920	2407.040	2436.960	0.5	PASS
11N40SISO	Ant1	2437	30.960	2420.680	2451.640	0.5	PASS
11N40SISO	Ant1	2452	28.080	2438.880	2466.960	0.5	PASS

Test Graphs

11B-Ant1-2412-PASS

11B-Ant1-2437-PASS

11B-Ant1-2462-PASS

11G-Ant1-2412-PASS

11G-Ant1-2437-PASS

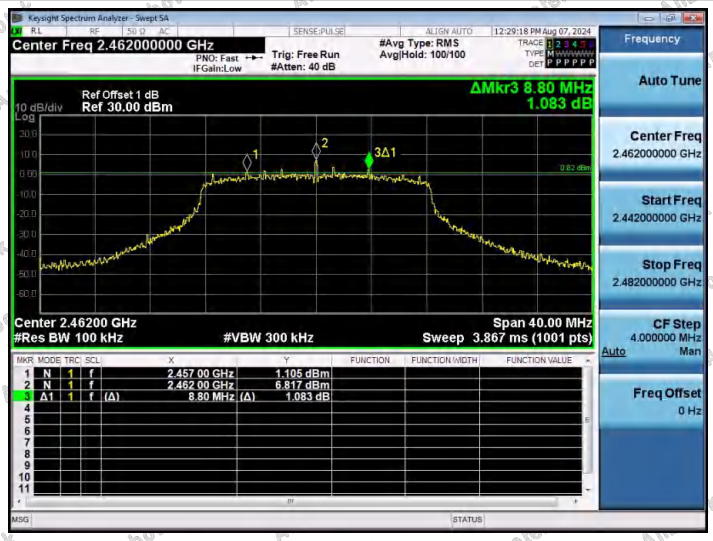

11G-Ant1-2462-PASS

11N20SISO-Ant1-2412-PASS

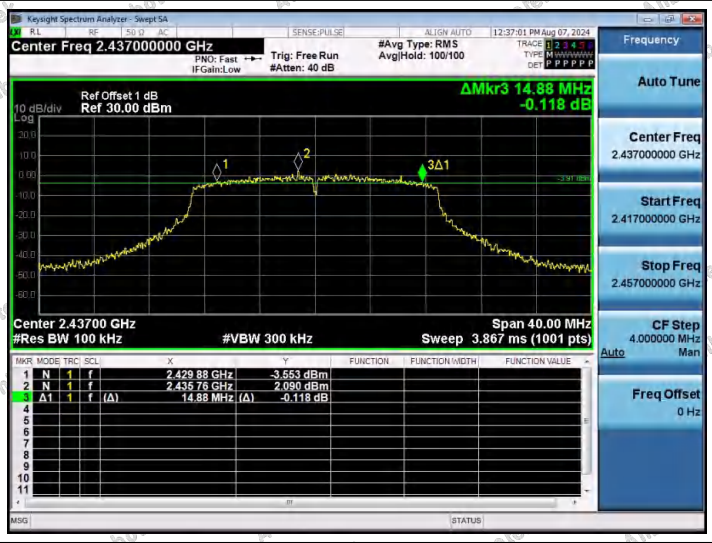

11N20SISO-Ant1-2437-PASS

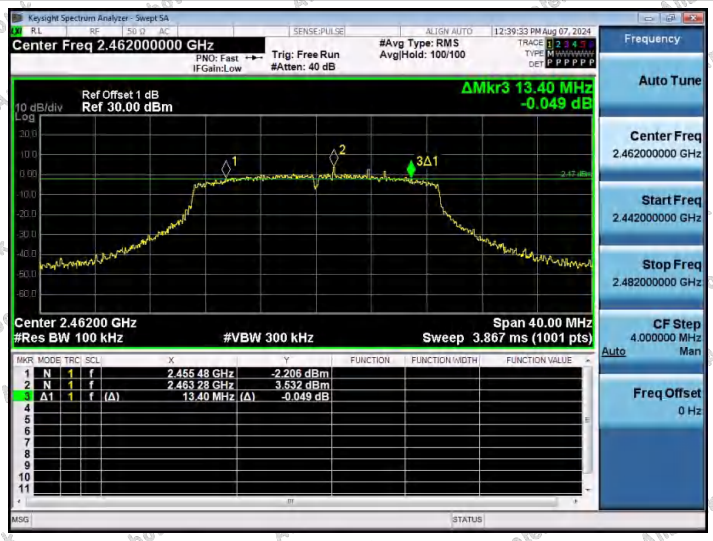

11N20SISO-Ant1-2462-PASS

11N40SISO-Ant1-2422-PASS

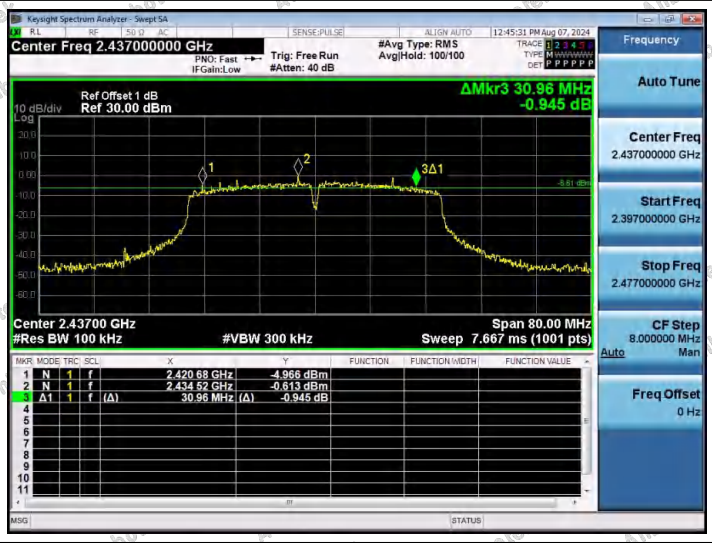

11N40SISO-Ant1-2437-PASS

11N40SISO-Ant1-2452-PASS

Appendix B: 99% Occupied Bandwidth

Test Result

TestMode	Antenna	Channel Frequency[MHz]	OCB [MHz]	FL[MHz]	FH[MHz]	Limit[MHz]	Verdict
11B	Ant1	2412	12.357	2405.8907	2418.2477	---	---
11B	Ant1	2437	12.377	2430.8808	2443.2578	---	---
11B	Ant1	2462	12.413	2455.8675	2468.2805	---	---
11G	Ant1	2412	16.688	2403.7571	2420.4451	---	---
11G	Ant1	2437	16.612	2428.7309	2445.3429	---	---
11G	Ant1	2462	16.611	2453.7205	2470.3315	---	---
11N20SISO	Ant1	2412	17.725	2403.1891	2420.9141	---	---
11N20SISO	Ant1	2437	17.697	2428.1972	2445.8942	---	---
11N20SISO	Ant1	2462	17.709	2453.1882	2470.8972	---	---
11N40SISO	Ant1	2422	36.032	2404.1606	2440.1926	---	---
11N40SISO	Ant1	2437	35.958	2419.1374	2455.0954	---	---
11N40SISO	Ant1	2452	36.103	2434.0123	2470.1153	---	---

Test Graphs

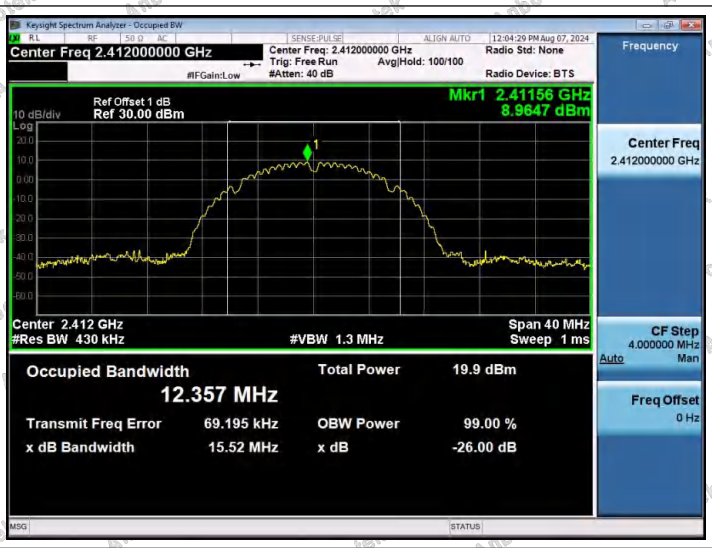

11B-Ant1-2412

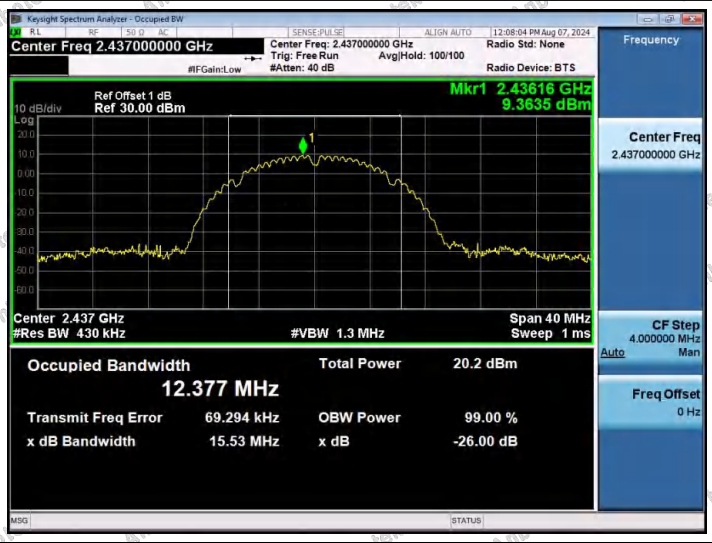

11B-Ant1-2437

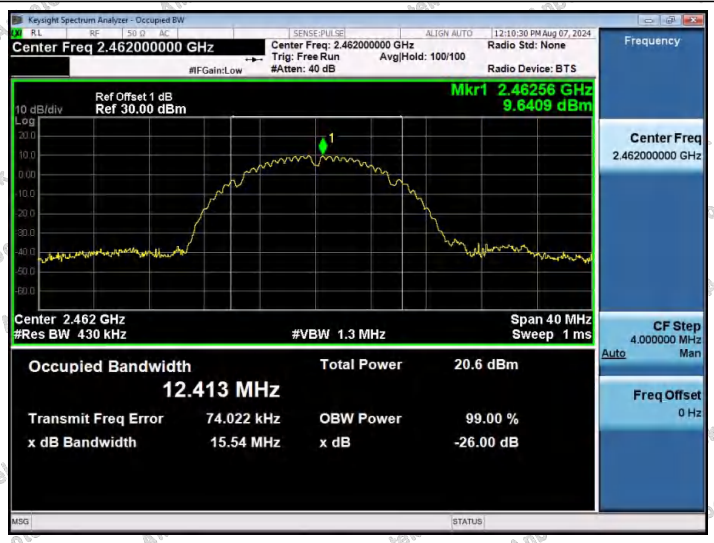

11B-Ant1-2462

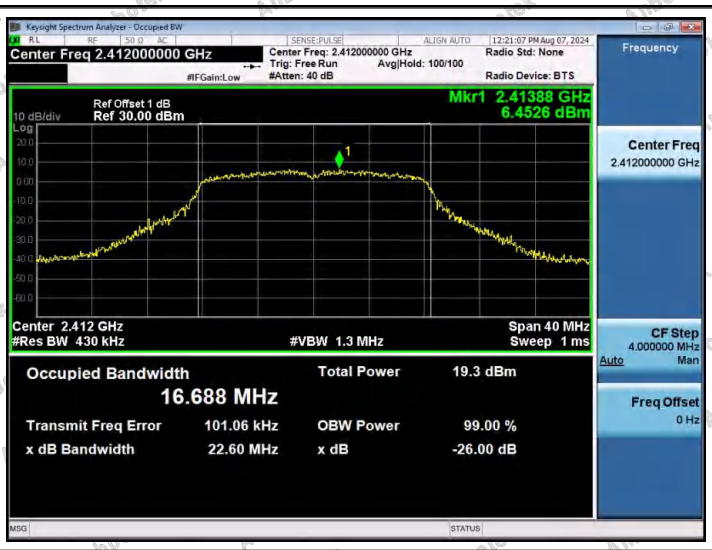

11G-Ant1-2412

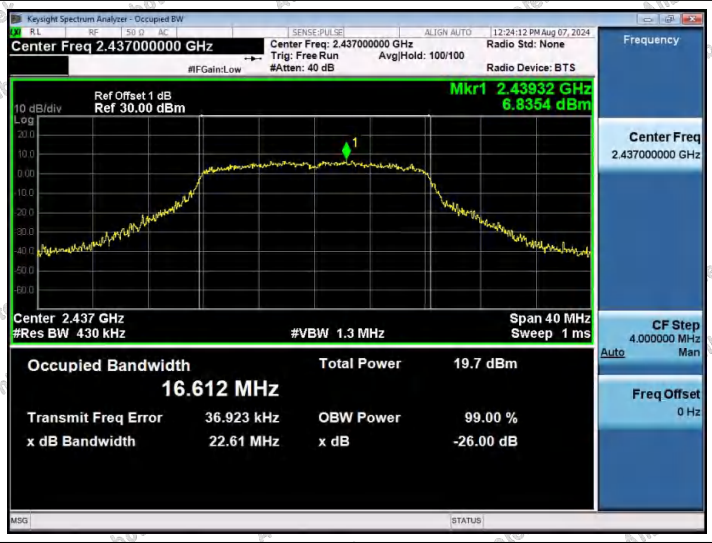

11G-Ant1-2437

11G-Ant1-2462

11N20SISO-Ant1-2412

11N20SISO-Ant1-2437

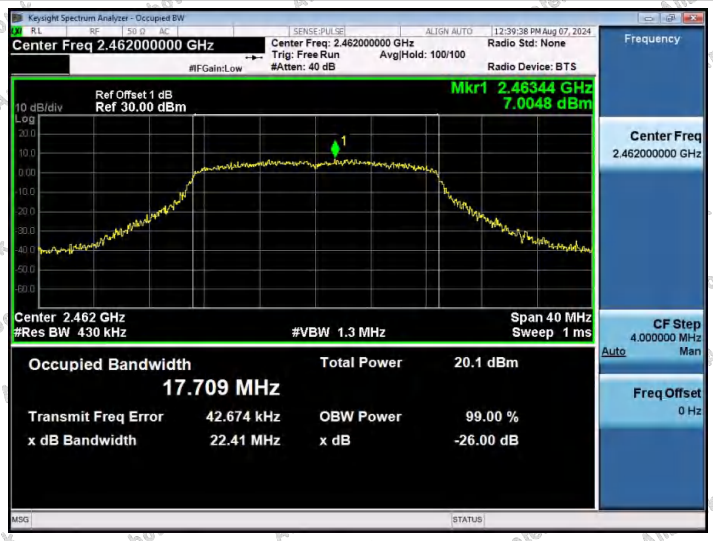

11N20SISO-Ant1-2462

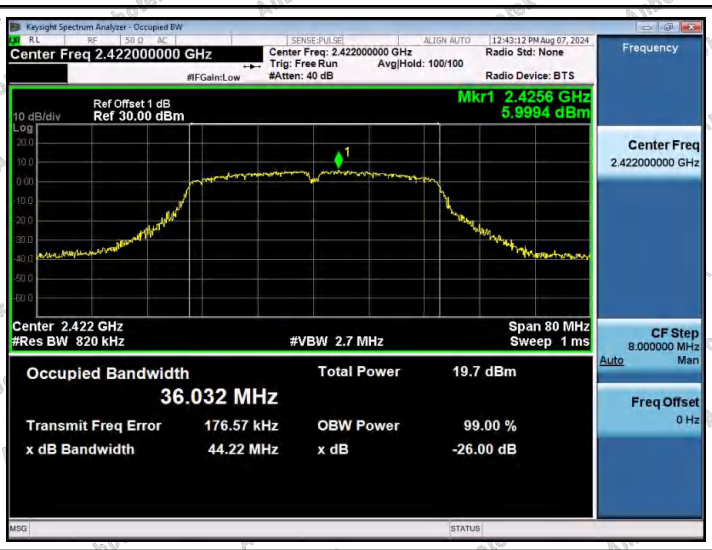

11N40SISO-Ant1-2422

11N40SISO-Ant1-2437

11N40SISO-Ant1-2452

Appendix C: Maximum conducted output power

Test Result Average

Test Mode	Antenna	Frequency[MHz]	Average power [dBm]	Duty Cycle [%]	DC Factor [dB]	Result [dBm]	Limit [dBm]	Verdict
11B	Ant1	2412	13.81	94.58	0.24	14.05	≤30.00	PASS
11B	Ant1	2437	14.17	94.19	0.26	14.43	≤30.00	PASS
11B	Ant1	2462	14.55	93.83	0.28	14.83	≤30.00	PASS
11G	Ant1	2412	14.99	90.32	0.44	15.43	≤30.00	PASS
11G	Ant1	2437	15.45	90.32	0.44	15.89	≤30.00	PASS
11G	Ant1	2462	15.89	90.85	0.42	16.31	≤30.00	PASS
11N20SISO	Ant1	2412	14.85	90.91	0.41	15.26	≤30.00	PASS
11N20SISO	Ant1	2437	15.37	90.88	0.42	15.79	≤30.00	PASS
11N20SISO	Ant1	2462	15.72	91.22	0.40	16.12	≤30.00	PASS
11N40SISO	Ant1	2422	13.79	83.45	0.79	14.58	≤30.00	PASS
11N40SISO	Ant1	2437	14.32	82.83	0.82	15.14	≤30.00	PASS
11N40SISO	Ant1	2452	14.61	82.89	0.81	15.42	≤30.00	PASS

Note：The Duty Cycle Factor(10*log(1/D)) and cable loss are compensated in the graph.

Test Graphs Average

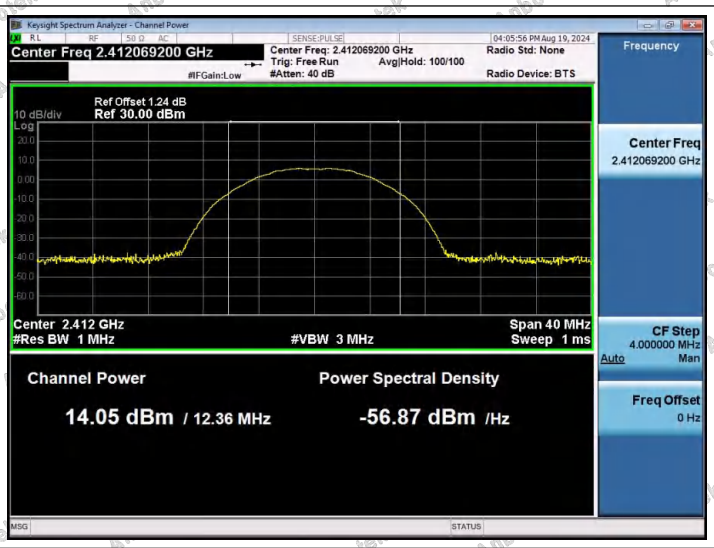

11B-Ant1-2412-PASS

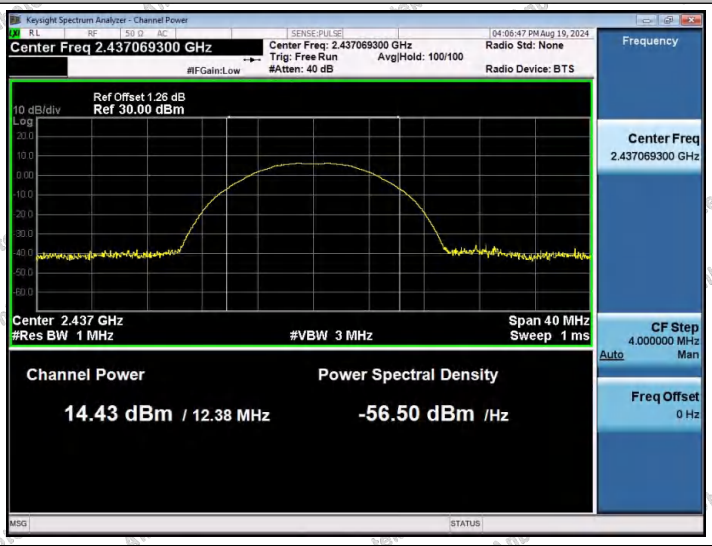

11B-Ant1-2437-PASS

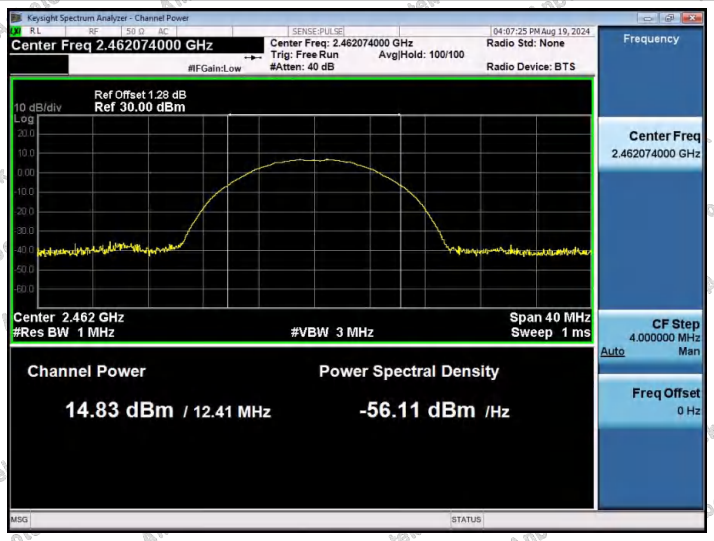

11B-Ant1-2462-PASS

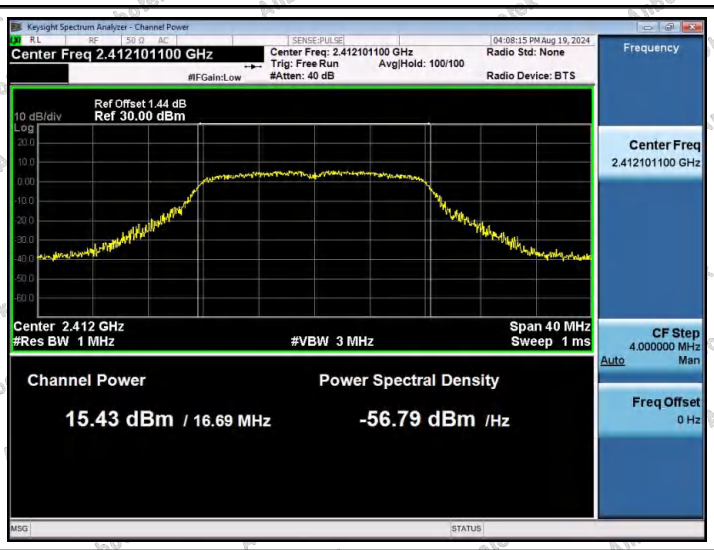

11G-Ant1-2412-PASS

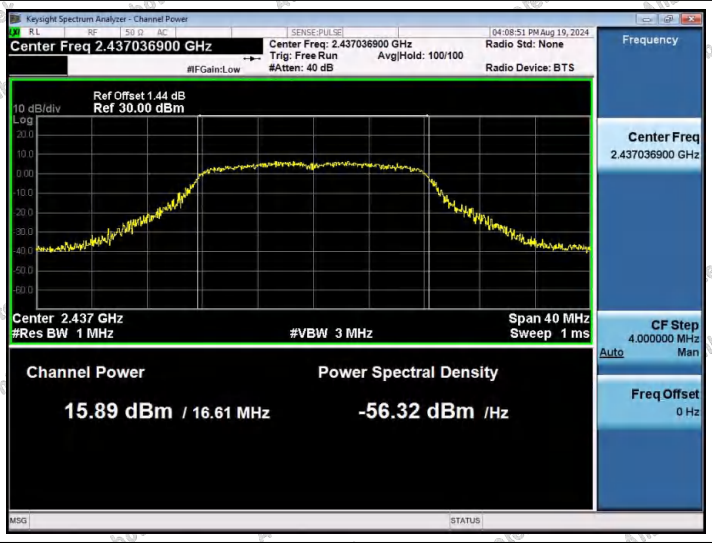

11G-Ant1-2437-PASS

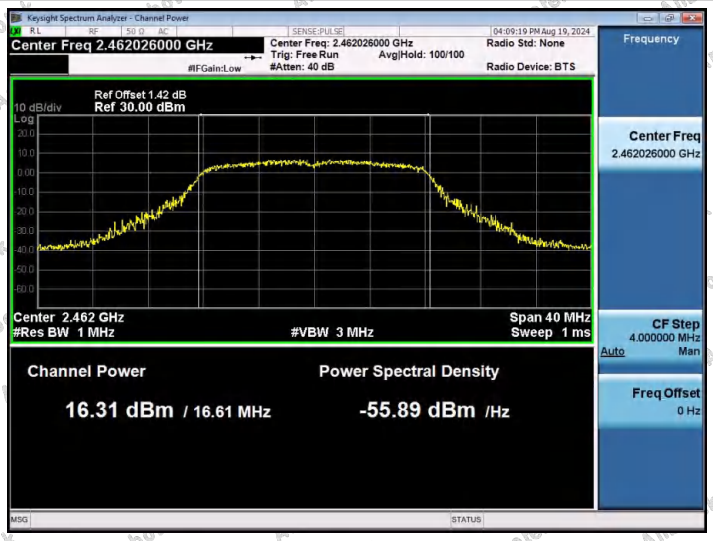

11G-Ant1-2462-PASS

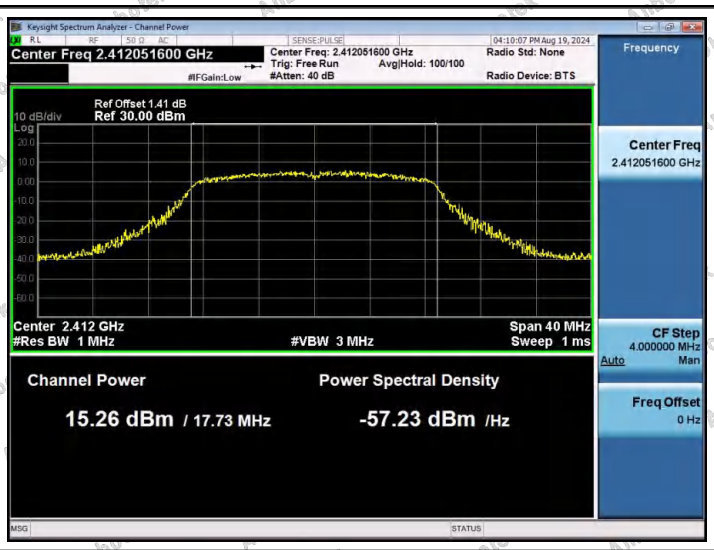

11N20SISO-Ant1-2412-PASS

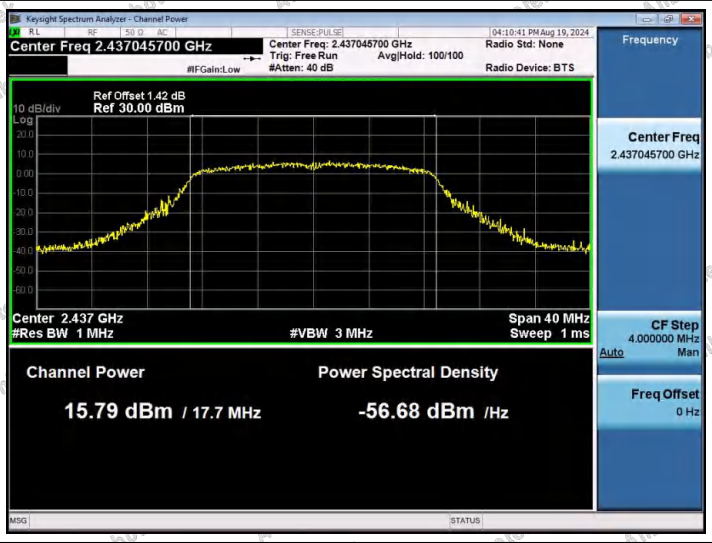

11N20SISO-Ant1-2437-PASS

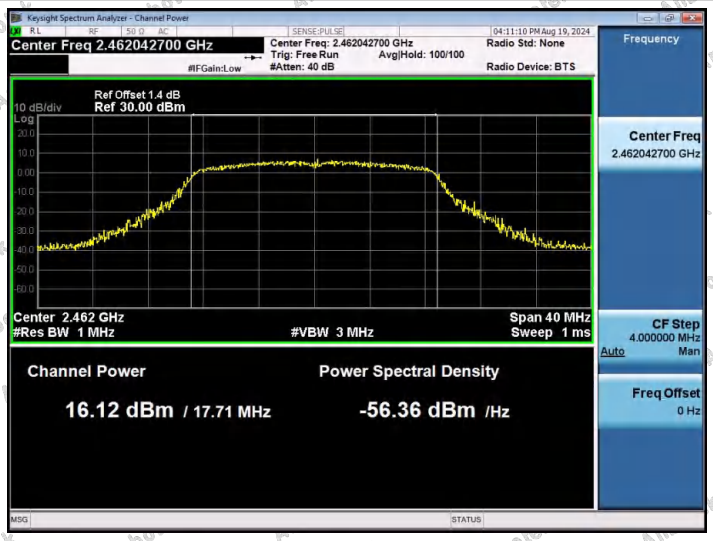

11N20SISO-Ant1-2462-PASS

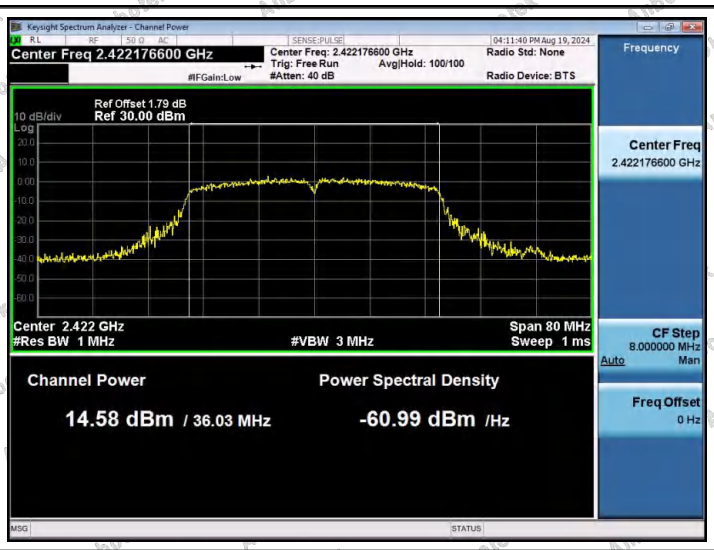

11N40SISO-Ant1-2422-PASS

11N40SISO-Ant1-2437-PASS

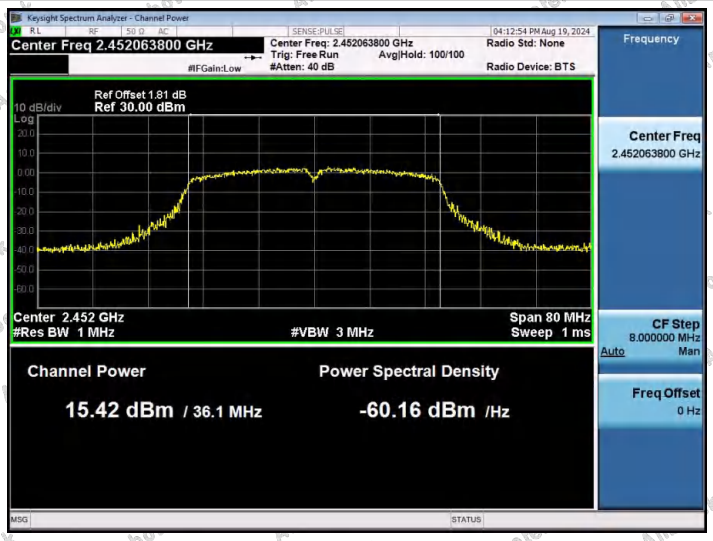

11N40SISO-Ant1-2452-PASS

Appendix D: Maximum power spectral density

Test Result

TestMode	Antenna	Frequency [MHz]	Result[dBm/30kHz]	Result[dBm/3kHz]	Limit[dBm/3kHz]	Verdict
11B	Ant1	2412	-4.28	-14.28	≤8.00	PASS
11B	Ant1	2437	-4.31	-14.31	≤8.00	PASS
11B	Ant1	2462	-3.83	-13.83	≤8.00	PASS
11G	Ant1	2412	-10.49	-20.49	≤8.00	PASS
11G	Ant1	2437	-9.98	-19.98	≤8.00	PASS
11G	Ant1	2462	5.28	-4.72	≤8.00	PASS
11N20SISO	Ant1	2412	-10.44	-20.44	≤8.00	PASS
11N20SISO	Ant1	2437	-10.32	-20.32	≤8.00	PASS
11N20SISO	Ant1	2462	-10.16	-20.16	≤8.00	PASS
11N40SISO	Ant1	2422	-13.68	-23.68	≤8.00	PASS
11N40SISO	Ant1	2437	-14.73	-24.73	≤8.00	PASS
11N40SISO	Ant1	2452	-12.93	-22.93	≤8.00	PASS

Note:

1. The Duty Cycle Factor(10*log(1/D)) and cable loss are compensated in the graph.
2. PSD(dBm/3kHz)= PSD(dBm/30kHz)- (10*log(30/3))

Test Graphs

11B-Ant1-2412-PASS

11B-Ant1-2437-PASS

11B-Ant1-2462-PASS

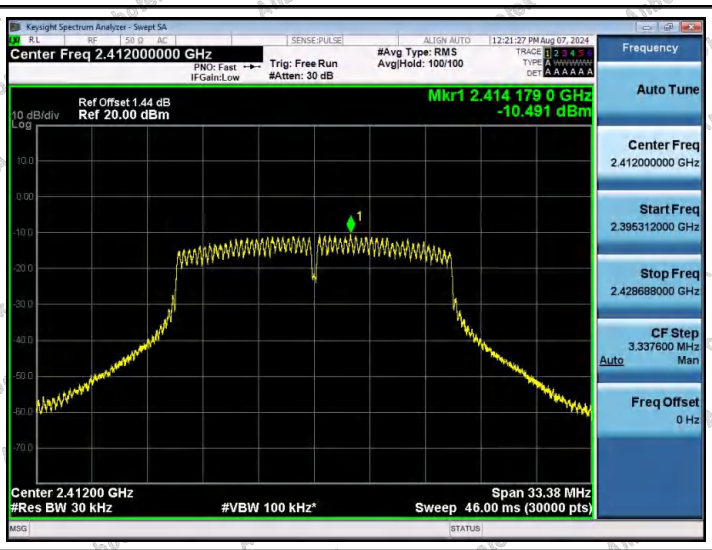

11G-Ant1-2412-PASS

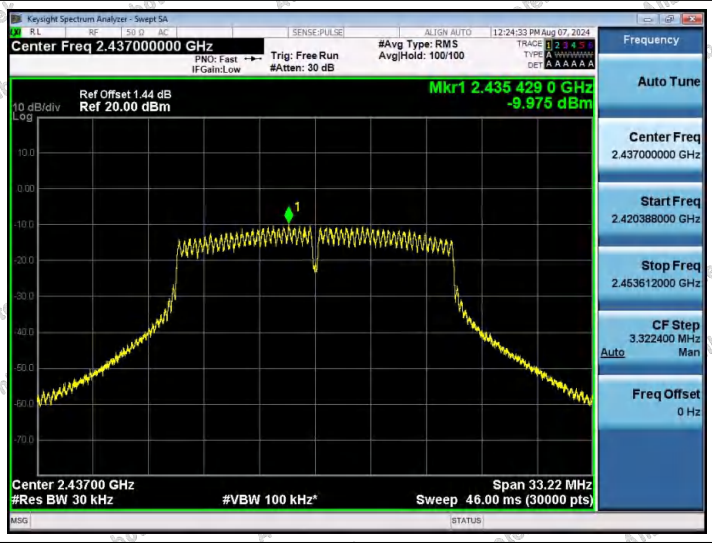

11G-Ant1-2437-PASS

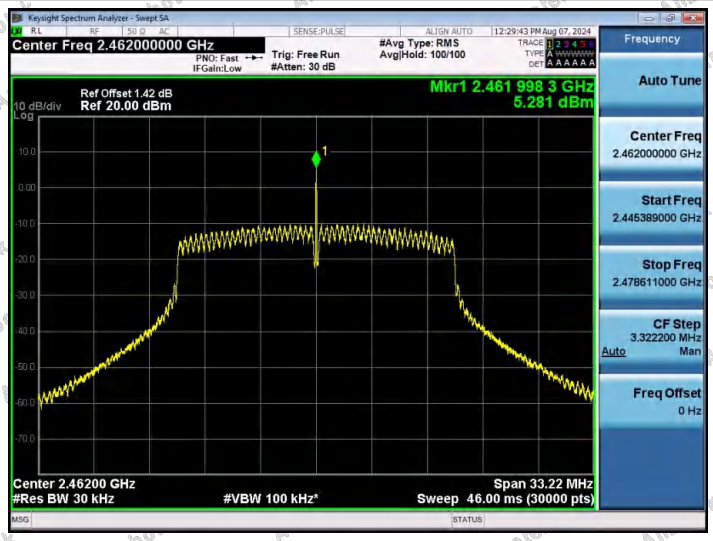

11G-Ant1-2462-PASS

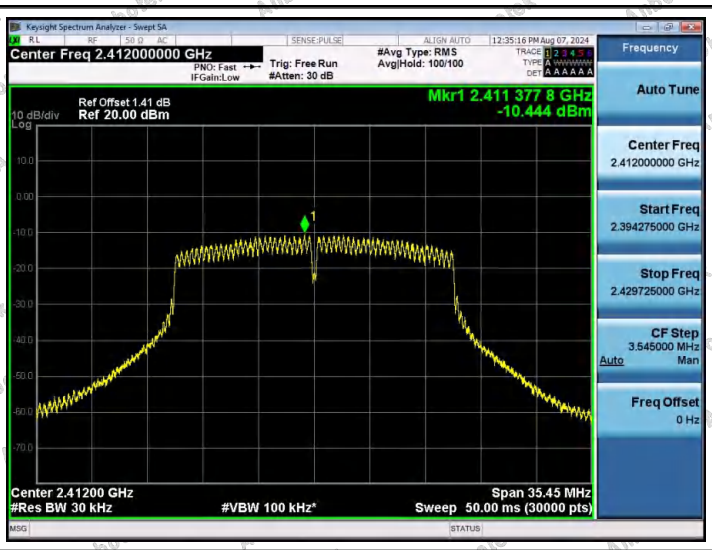

11N20SISO-Ant1-2412-PASS

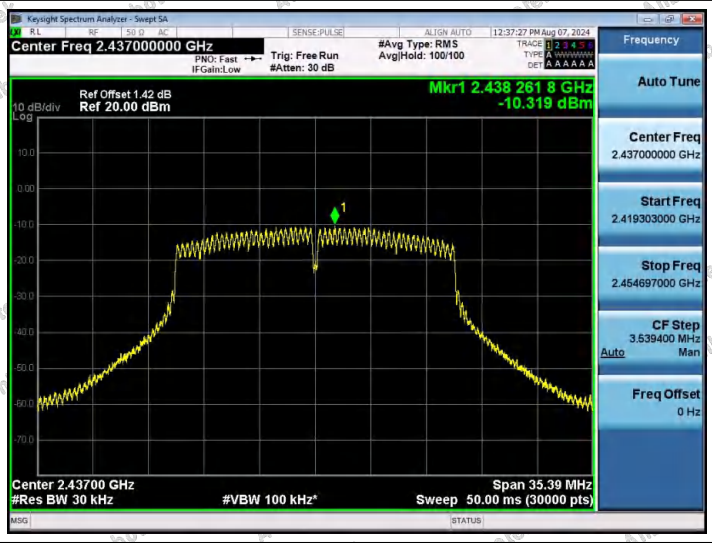

11N20SISO-Ant1-2437-PASS

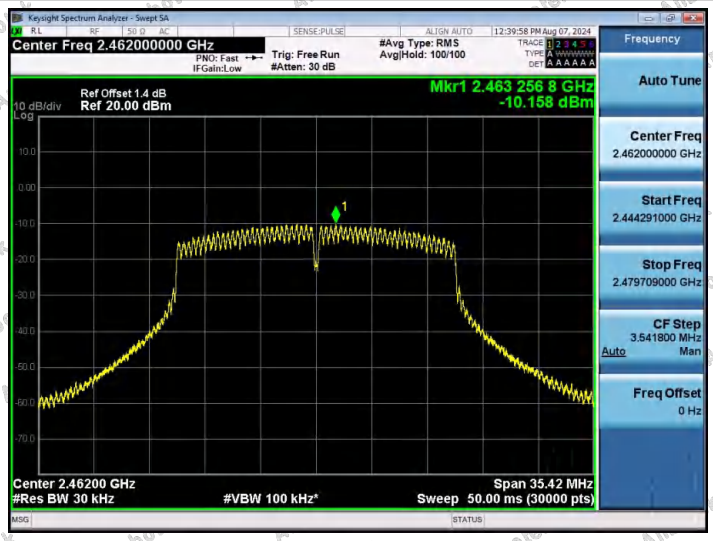

11N20SISO-Ant1-2462-PASS

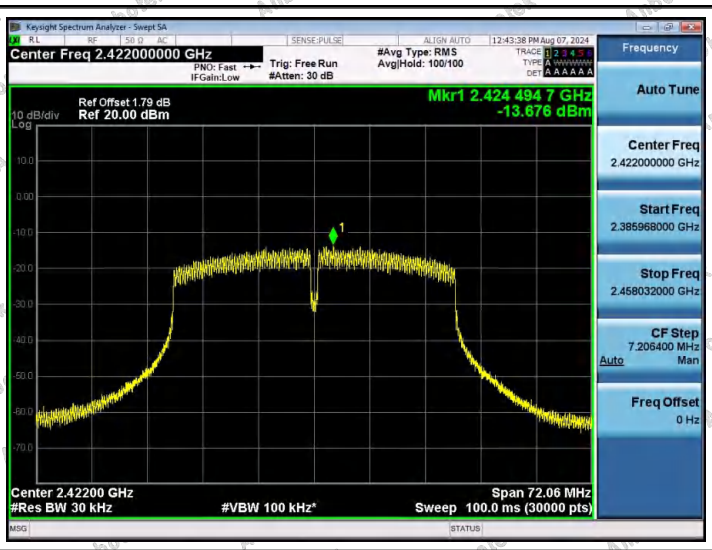

11N40SISO-Ant1-2422-PASS

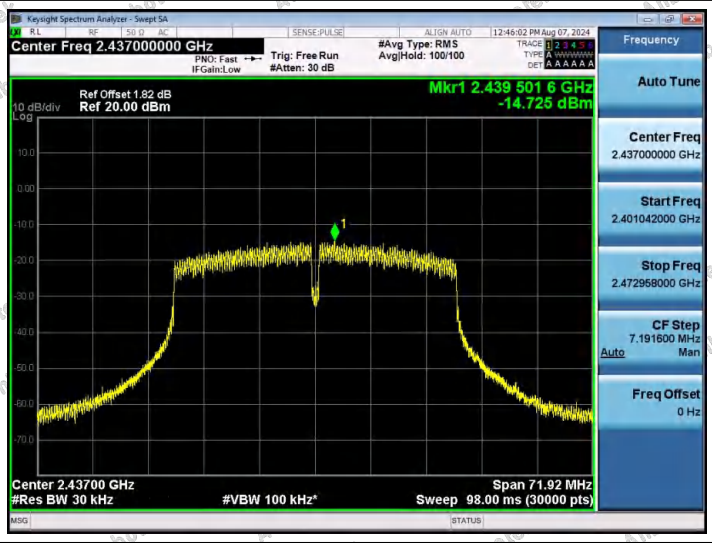

11N40SISO-Ant1-2437-PASS

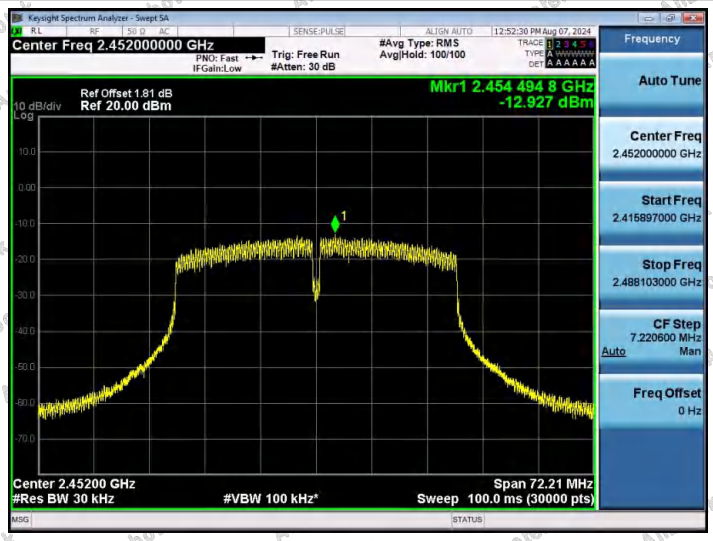

11N40SISO-Ant1-2452-PASS

Appendix E: Conducted Band edge

Test Result

TestMode	Antenna	ChName	Frequency[MHz]	RefLevel[dBm]	Result[dBm]	Limit[dBm]	Verdict
11B	Ant1	Low	2412	8.18	-41.62	≤-21.82	PASS
11B	Ant1	High	2462	8.71	-49.59	≤-21.29	PASS
11G	Ant1	Low	2412	2.17	-31.75	≤-27.83	PASS
11G	Ant1	High	2462	7.26	-46.26	≤-22.74	PASS
11N20SISO	Ant1	Low	2412	2.50	-31.73	≤-27.5	PASS
11N20SISO	Ant1	High	2462	2.25	-47.07	≤-27.75	PASS
11N40SISO	Ant1	Low	2422	-0.84	-34.45	≤-30.84	PASS
11N40SISO	Ant1	High	2452	-0.25	-44.77	≤-30.25	PASS

Test Graphs

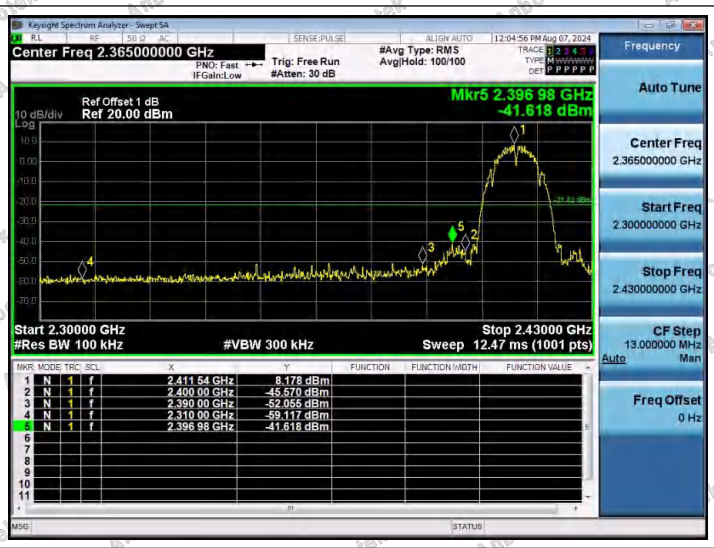

11B-Ant1-2412-PASS

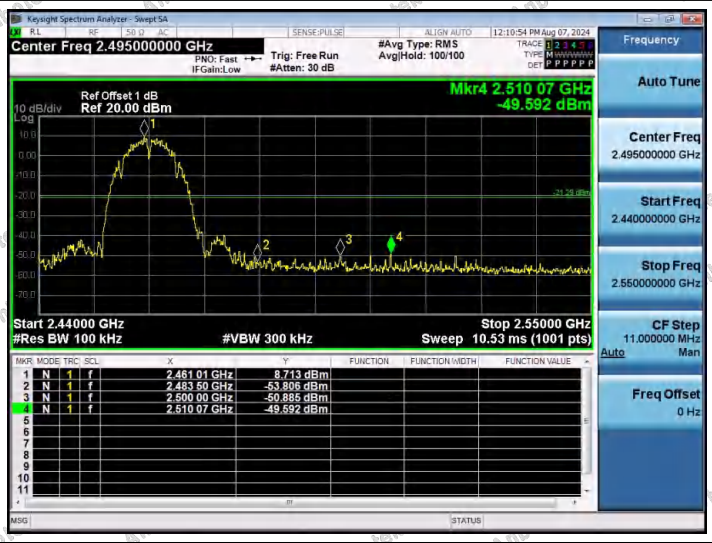

11B-Ant1-2462-PASS

11G-Ant1-2412-PASS

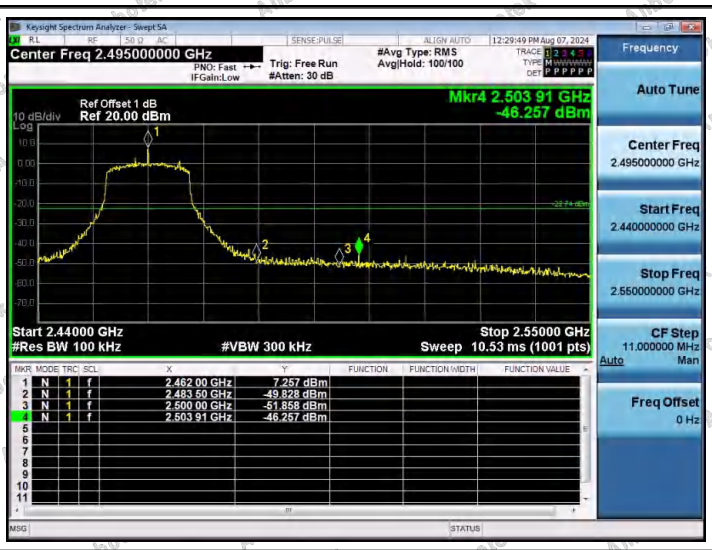

11G-Ant1-2462-PASS

11N20SISO-Ant1-2412-PASS

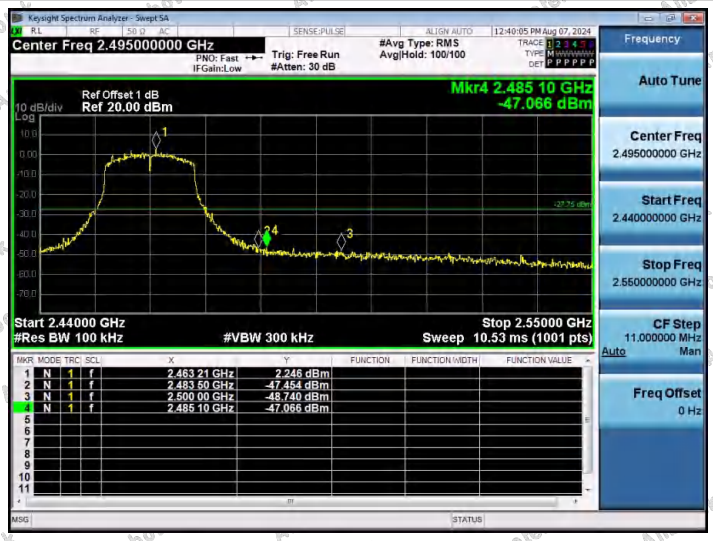

11N20SISO-Ant1-2462-PASS

11N40SISO-Ant1-2422-PASS

11N40SISO-Ant1-2452-PASS

Appendix F: Conducted Spurious Emission

Test Result

TestMode	Antenna	Frequency[MHz]	FreqRange [Mhz]	RefLevel [dBm]	Result [dBm]	Limit [dBm]	Verdict
11B	Ant1	2412	0~Reference	6.69	6.69	---	PASS
11B	Ant1	2412	30~1000	6.69	-64.05	≤-23.31	PASS
11B	Ant1	2412	1000~26500	6.69	-40.06	≤-23.31	PASS
11B	Ant1	2437	0~Reference	7.58	7.58	---	PASS
11B	Ant1	2437	30~1000	7.58	-66.37	≤-22.42	PASS
11B	Ant1	2437	1000~26500	7.58	-41.35	≤-22.42	PASS
11B	Ant1	2462	0~Reference	7.97	7.97	---	PASS
11B	Ant1	2462	30~1000	7.97	-63.25	≤-22.03	PASS
11B	Ant1	2462	1000~26500	7.97	-42.87	≤-22.03	PASS
11G	Ant1	2412	0~Reference	2.28	2.28	---	PASS
11G	Ant1	2412	30~1000	2.28	-65.45	≤-27.72	PASS
11G	Ant1	2412	1000~26500	2.28	-51.84	≤-27.72	PASS
11G	Ant1	2437	0~Reference	-0.57	-0.57	---	PASS
11G	Ant1	2437	30~1000	-0.57	-65.08	≤-30.57	PASS
11G	Ant1	2437	1000~26500	-0.57	-53.98	≤-30.57	PASS
11G	Ant1	2462	0~Reference	6.42	6.42	---	PASS
11G	Ant1	2462	30~1000	6.42	-61.7	≤-23.58	PASS
11G	Ant1	2462	1000~26500	6.42	-53.56	≤-23.58	PASS
11N20SISO	Ant1	2412	0~Reference	-0.33	-0.33	---	PASS
11N20SISO	Ant1	2412	30~1000	-0.33	-62.4	≤-30.33	PASS
11N20SISO	Ant1	2412	1000~26500	-0.33	-54.12	≤-30.33	PASS
11N20SISO	Ant1	2437	0~Reference	0.05	0.05	---	PASS
11N20SISO	Ant1	2437	30~1000	0.05	-65.12	≤-29.95	PASS
11N20SISO	Ant1	2437	1000~26500	0.05	-51.76	≤-29.95	PASS
11N20SISO	Ant1	2462	0~Reference	0.22	0.22	---	PASS
11N20SISO	Ant1	2462	30~1000	0.22	-65.03	≤-29.78	PASS
11N20SISO	Ant1	2462	1000~26500	0.22	-53.32	≤-29.78	PASS
11N40SISO	Ant1	2422	0~Reference	-3.69	-3.69	---	PASS
11N40SISO	Ant1	2422	30~1000	-3.69	-68.13	≤-33.69	PASS
11N40SISO	Ant1	2422	1000~26500	-3.69	-53.9	≤-33.69	PASS
11N40SISO	Ant1	2437	0~Reference	-0.59	-0.59	---	PASS
11N40SISO	Ant1	2437	30~1000	-0.59	-67.81	≤-30.59	PASS
11N40SISO	Ant1	2437	1000~26500	-0.59	-53.5	≤-30.59	PASS
11N40SISO	Ant1	2452	0~Reference	-3.00	-3.00	---	PASS
11N40SISO	Ant1	2452	30~1000	-3.00	-66.23	≤-33	PASS
11N40SISO	Ant1	2452	1000~26500	-3.00	-53.59	≤-33	PASS

Test Graphs

11B-Ant1-2412-0~Reference-PASS

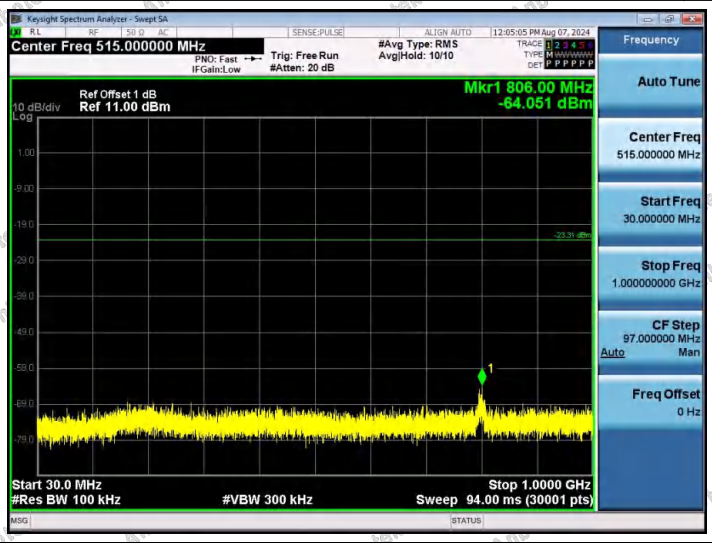

11B-Ant1-2412-30~1000-PASS

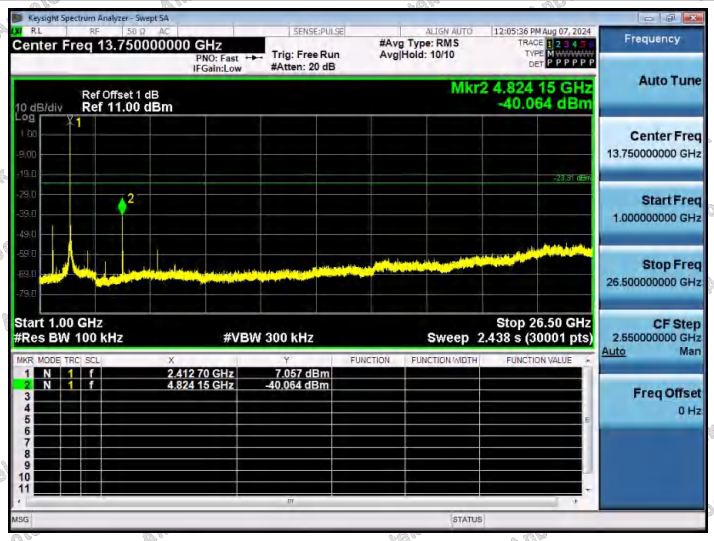

11B-Ant1-2412-1000~26500-PASS

11B-Ant1-2437-0~Reference-PASS

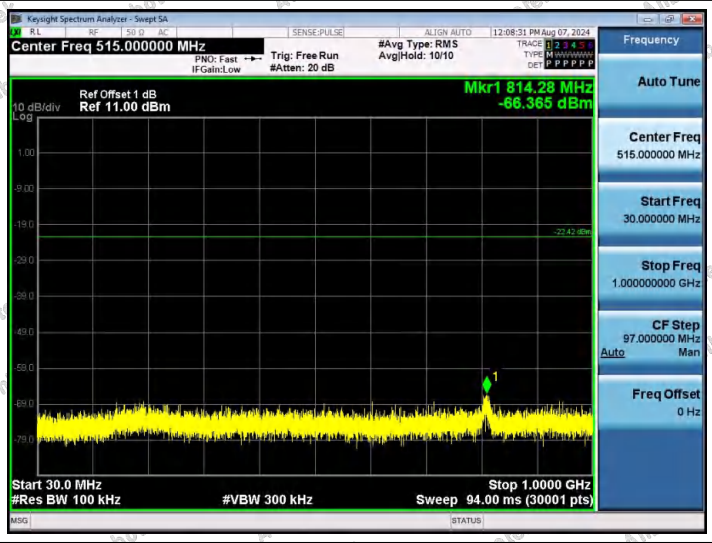

11B-Ant1-2437-30~1000-PASS

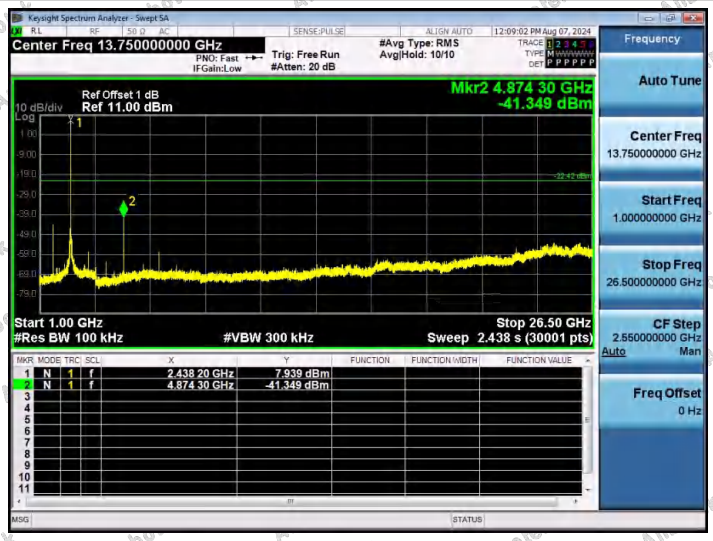

11B-Ant1-2437-1000~26500-PASS

11B-Ant1-2462-0~Reference-PASS

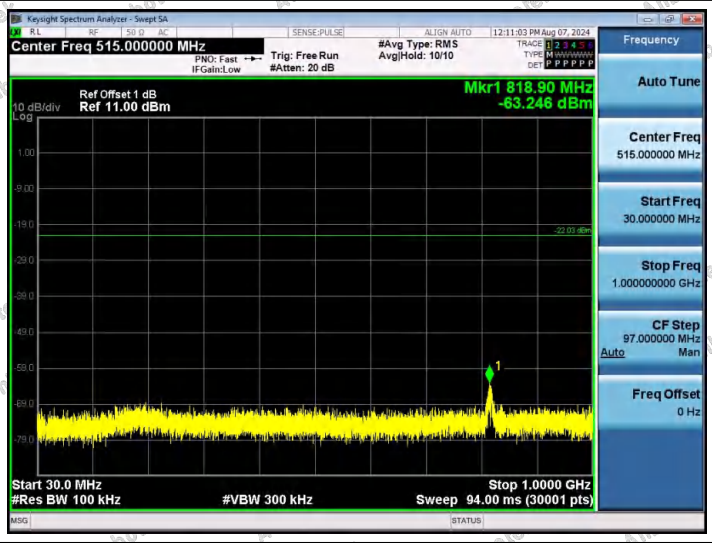

11B-Ant1-2462-30~1000-PASS

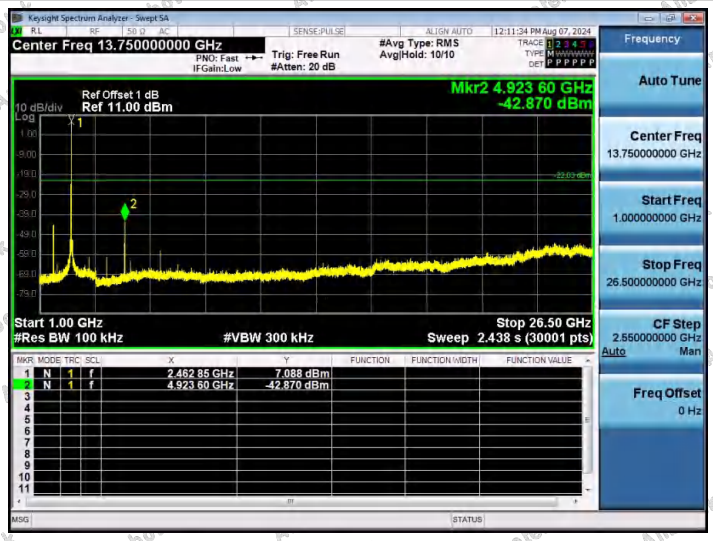

11B-Ant1-2462-1000~26500-PASS

11G-Ant1-2412-0~Reference-PASS

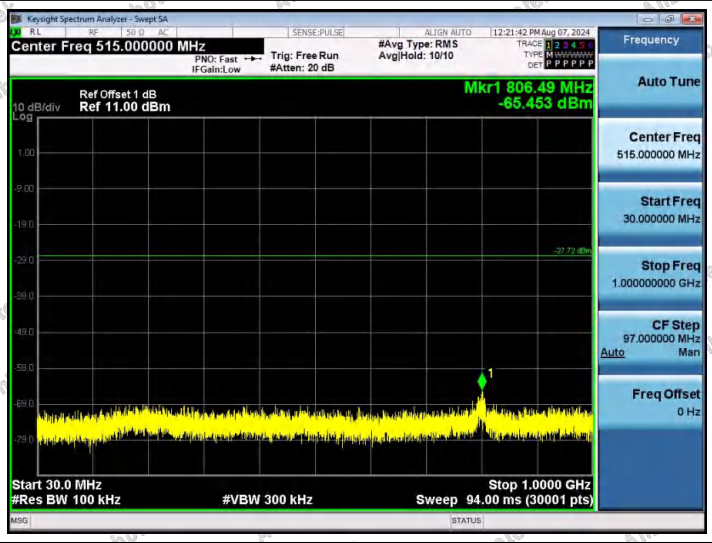

11G-Ant1-2412-30~1000-PASS

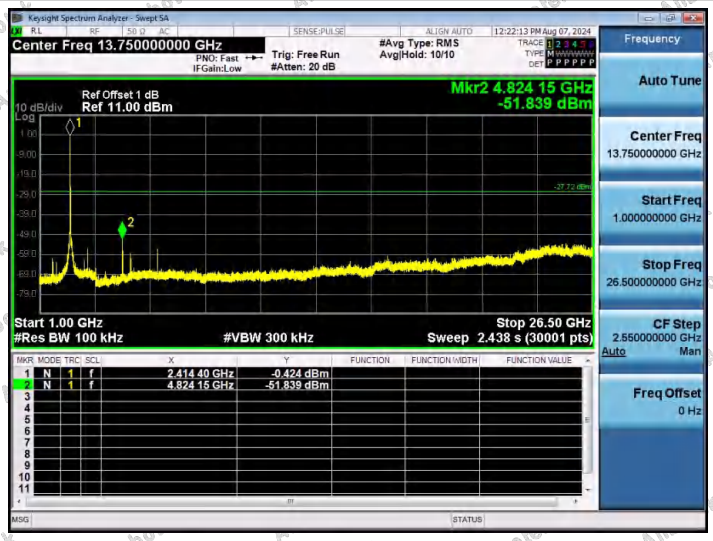

11G-Ant1-2412-1000~26500-PASS

11G-Ant1-2437-0~Reference-PASS

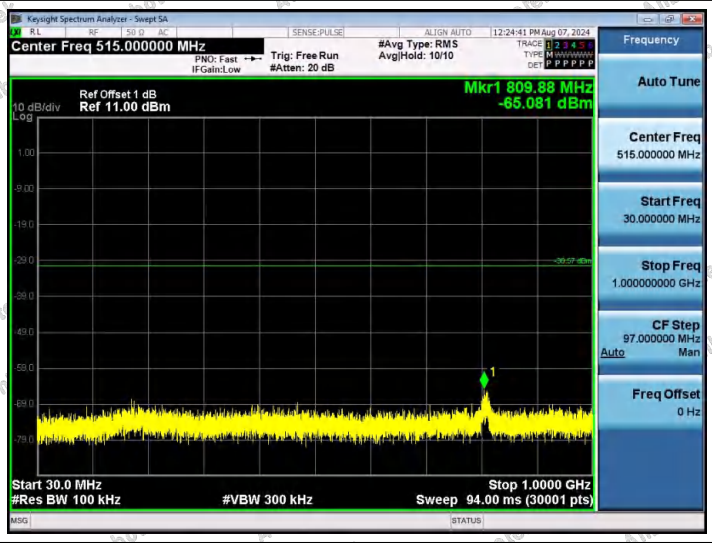

11G-Ant1-2437-30~1000-PASS

11G-Ant1-2437-1000~26500-PASS

11G-Ant1-2462-0~Reference-PASS

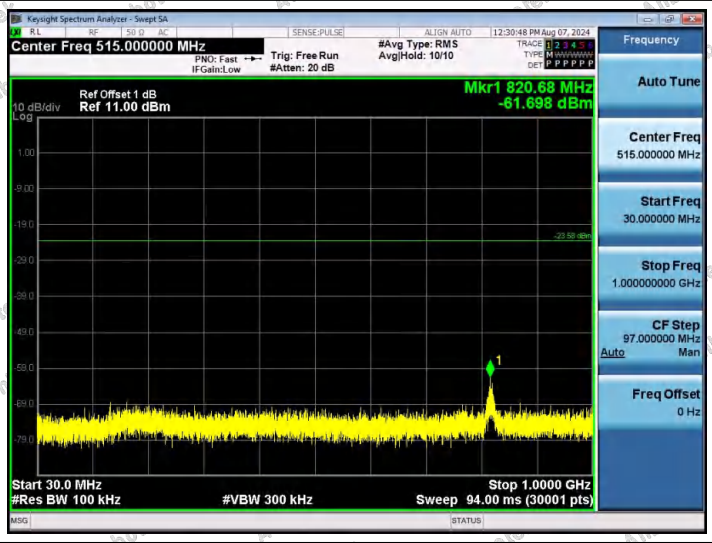

11G-Ant1-2462-30~1000-PASS

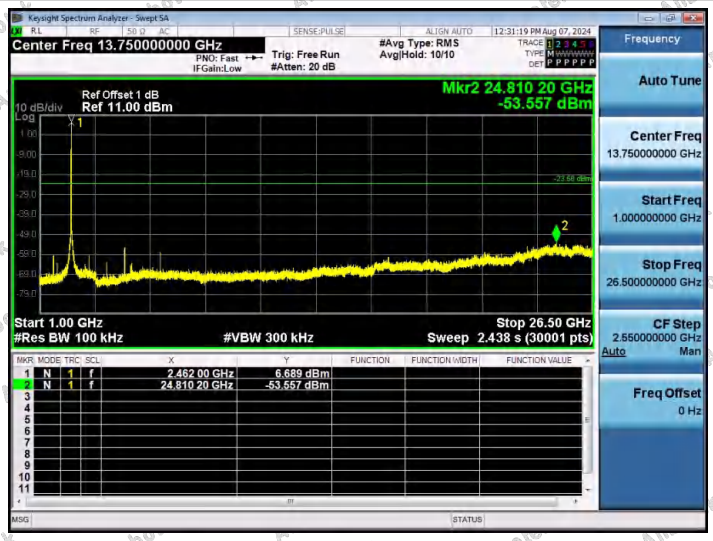

11G-Ant1-2462-1000~26500-PASS

11N20SISO-Ant1-2412-0~Reference-PASS

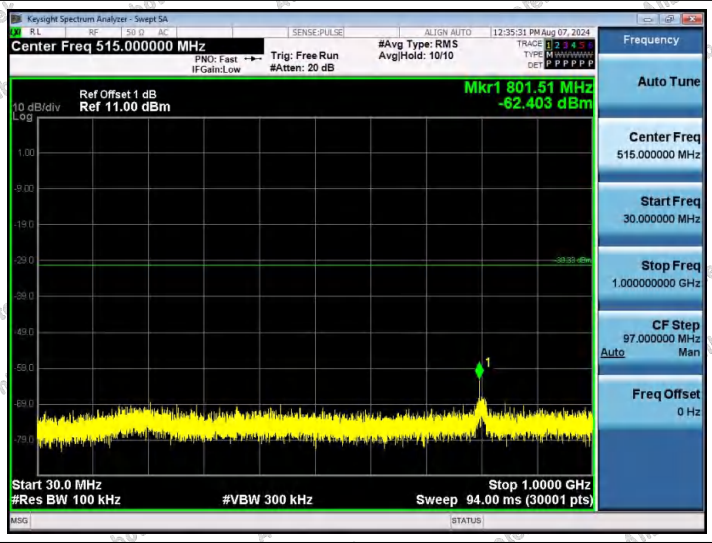

11N20SISO-Ant1-2412-30~1000-PASS

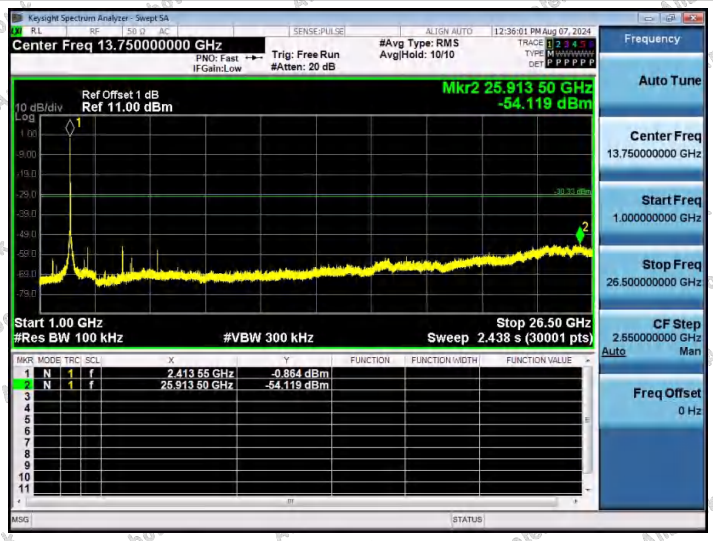

11N20SISO-Ant1-2412-1000~26500-PASS

11N20SISO-Ant1-2437-0~Reference-PASS

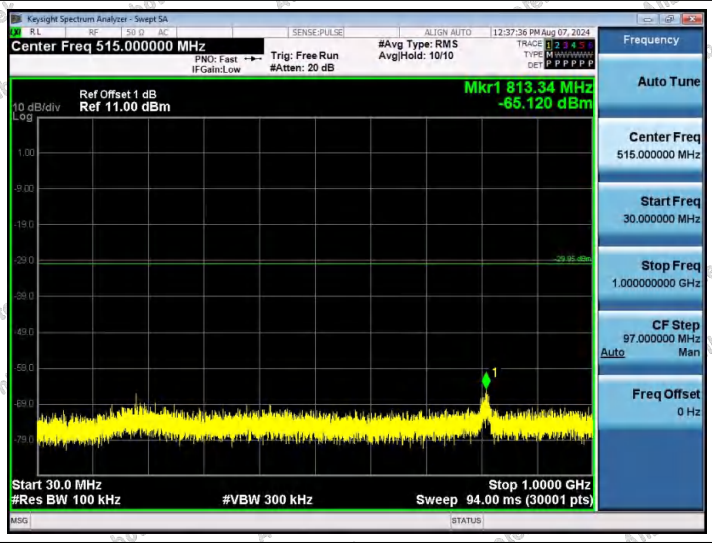

11N20SISO-Ant1-2437-30~1000-PASS

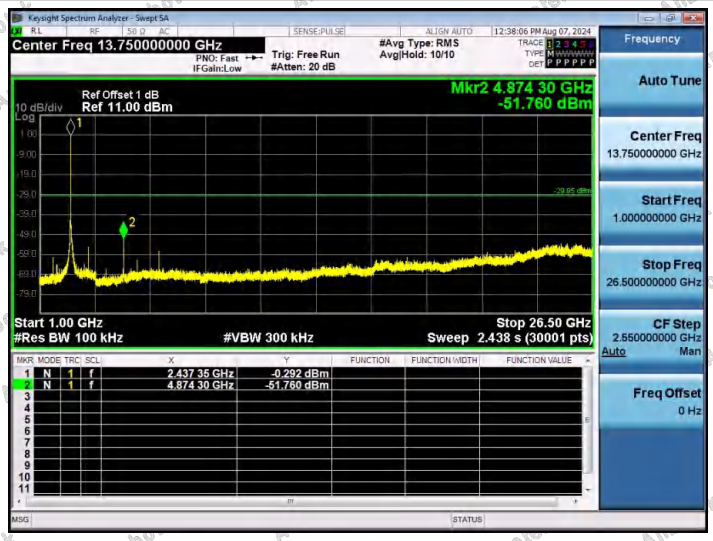

11N20SISO-Ant1-2437-1000~26500-PASS

11N20SISO-Ant1-2462-0~Reference-PASS

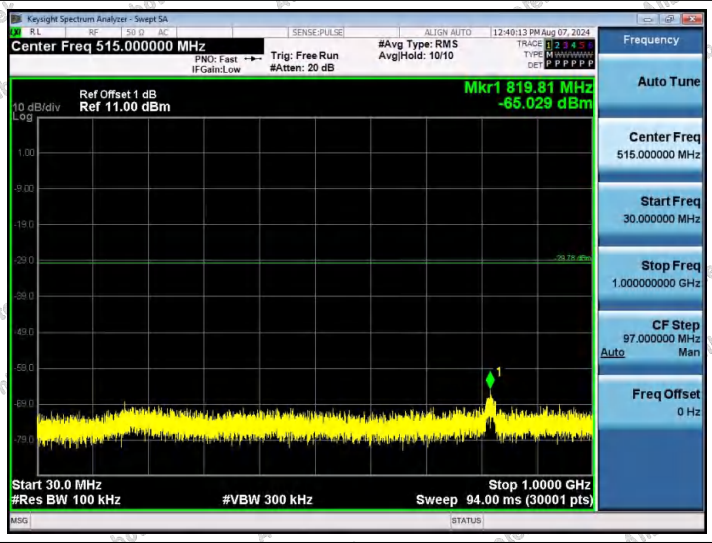

11N20SISO-Ant1-2462-30~1000-PASS

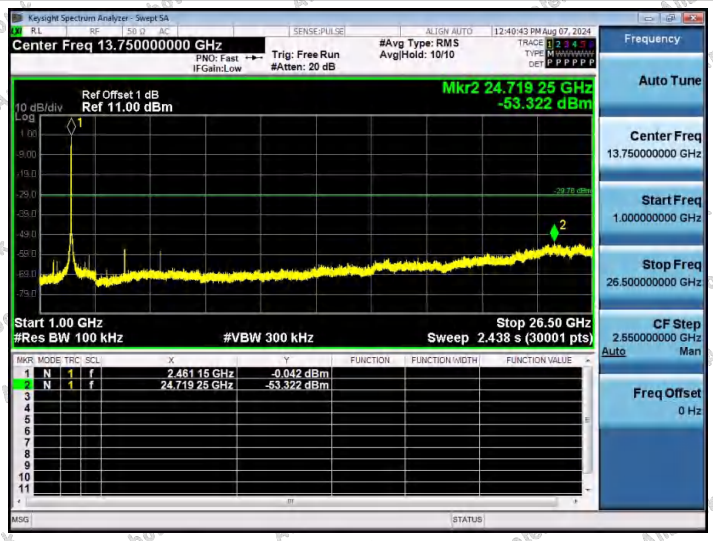

11N20SISO-Ant1-2462-1000~26500-PASS

11N40SISO-Ant1-2422-0~Reference-PASS

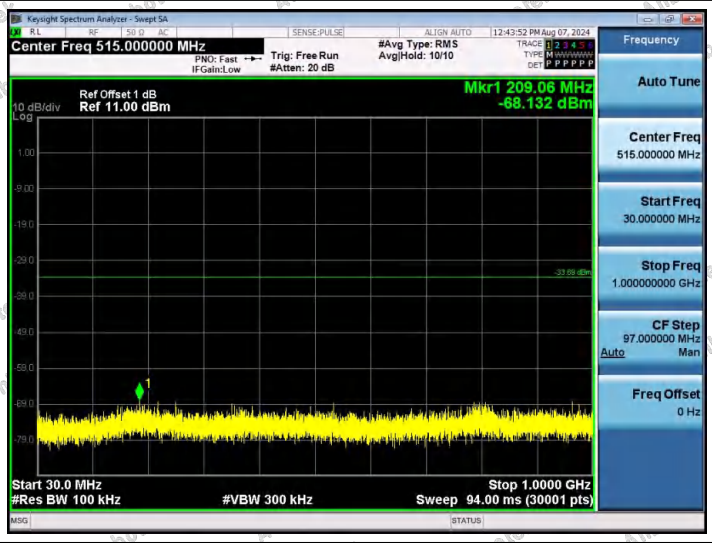

11N40SISO-Ant1-2422-30~1000-PASS

11N40SISO-Ant1-2422-1000~26500-PASS

11N40SISO-Ant1-2437-0~Reference-PASS

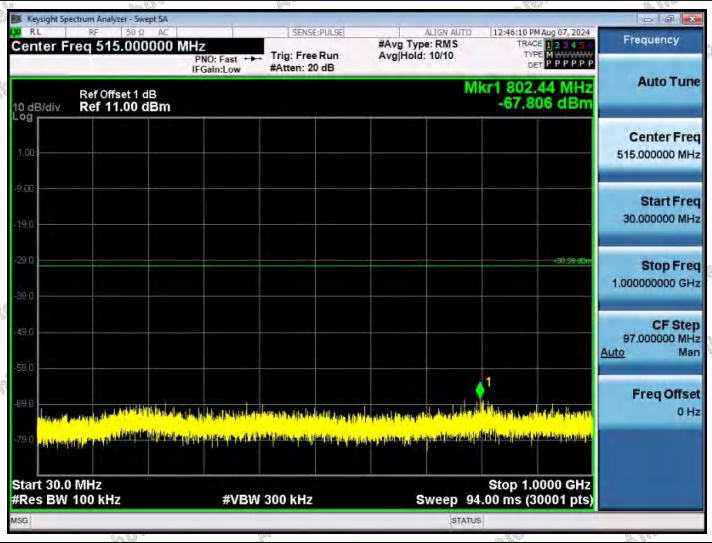

11N40SISO-Ant1-2437-30~1000-PASS

11N40SISO-Ant1-2437-1000~26500-PASS

11N40SISO-Ant1-2452-0~Reference-PASS

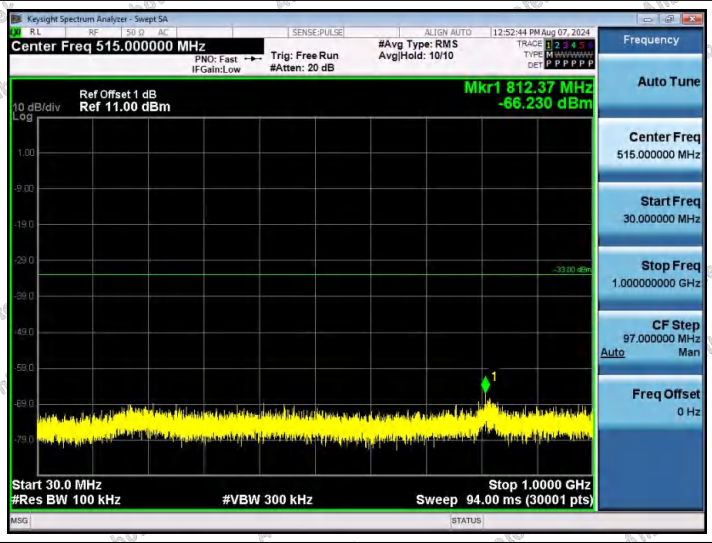

11N40SISO-Ant1-2452-30~1000-PASS

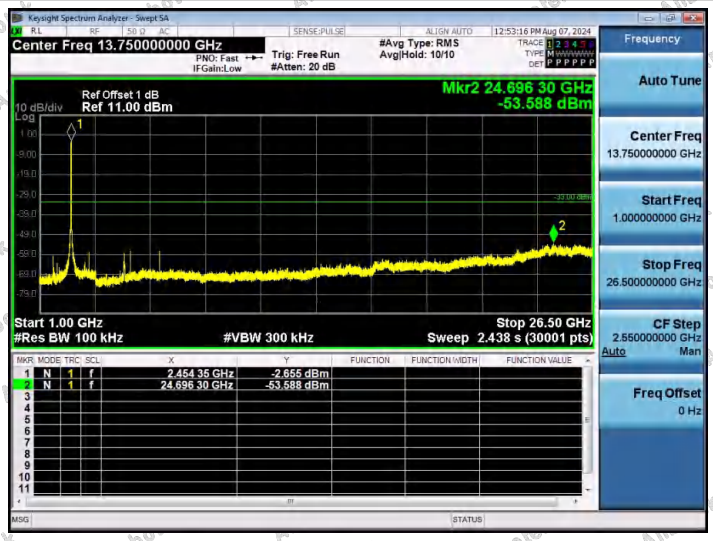

11N40SISO-Ant1-2452-1000~26500-PASS

Appendix G: Duty Cycle

Test Result

TestMode	Antenna	Frequency[MHz]	Transmission Duration [ms]	Transmission Period [ms]	Duty Cycle [%]	Factor
11B	Ant1	2412	2.27	2.40	94.58	0.24
11B	Ant1	2437	2.27	2.41	94.19	0.26
11B	Ant1	2462	2.28	2.43	93.83	0.28
11G	Ant1	2412	1.40	1.55	90.32	0.44
11G	Ant1	2437	1.40	1.55	90.32	0.44
11G	Ant1	2462	1.39	1.53	90.85	0.42
11N20SISO	Ant1	2412	5.10	5.61	90.91	0.41
11N20SISO	Ant1	2437	5.08	5.59	90.88	0.42
11N20SISO	Ant1	2462	5.09	5.58	91.22	0.40
11N40SISO	Ant1	2422	2.47	2.96	83.45	0.79
11N40SISO	Ant1	2437	2.46	2.97	82.83	0.82
11N40SISO	Ant1	2452	2.47	2.98	82.89	0.81

Test Graphs

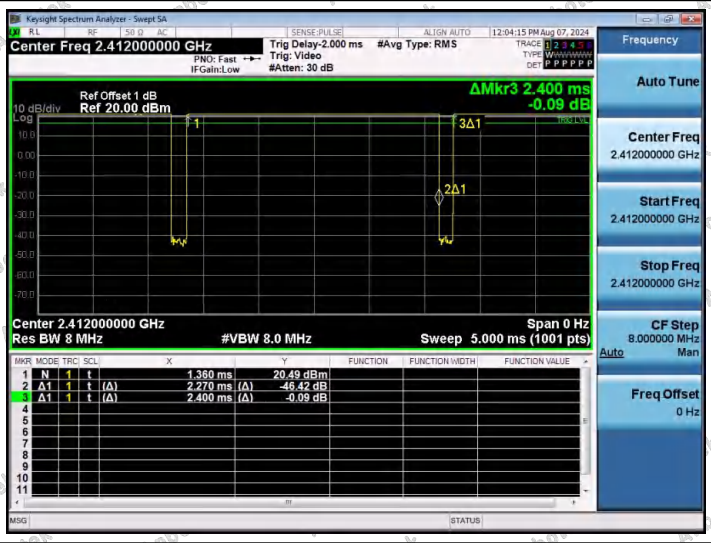

NTNV-11B-Ant1-2412

NTNV-11B-Ant1-2437

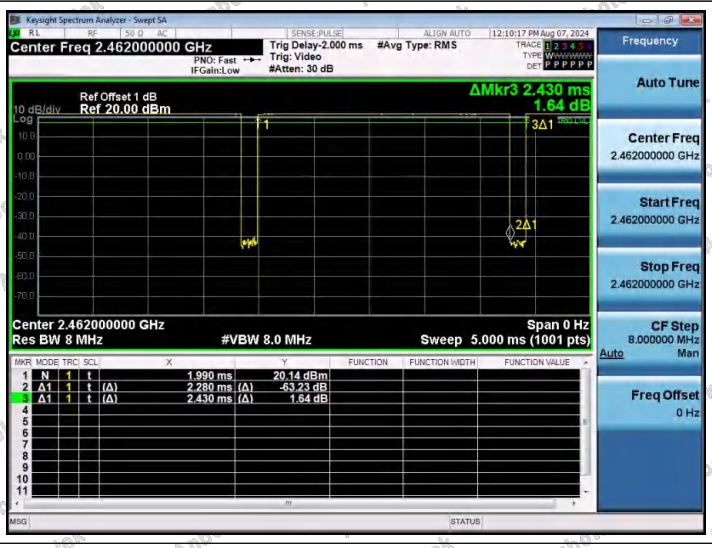

NTNV-11B-Ant1-2462

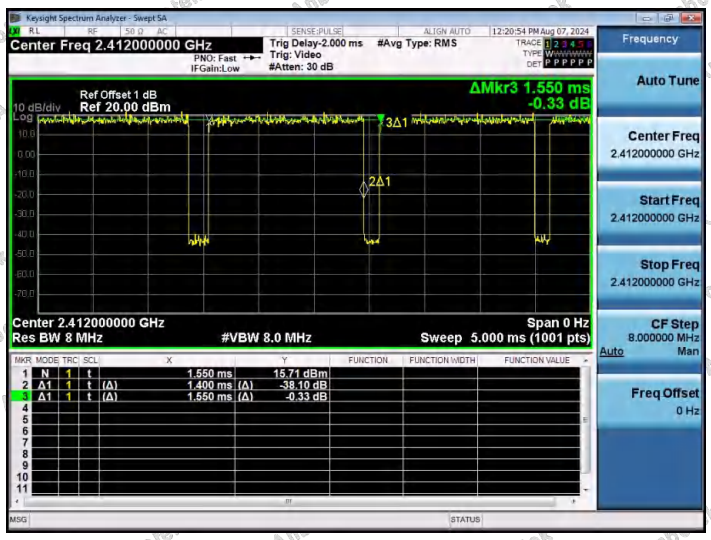

NTNV-11G-Ant1-2412

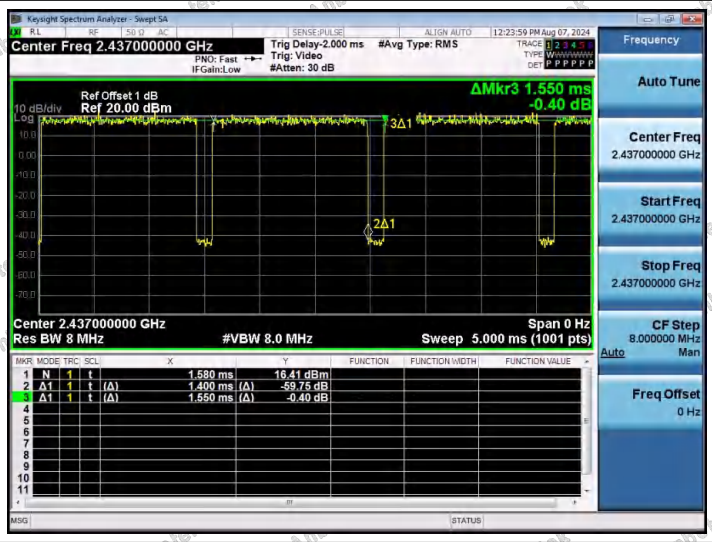

NTNV-11G-Ant1-2437

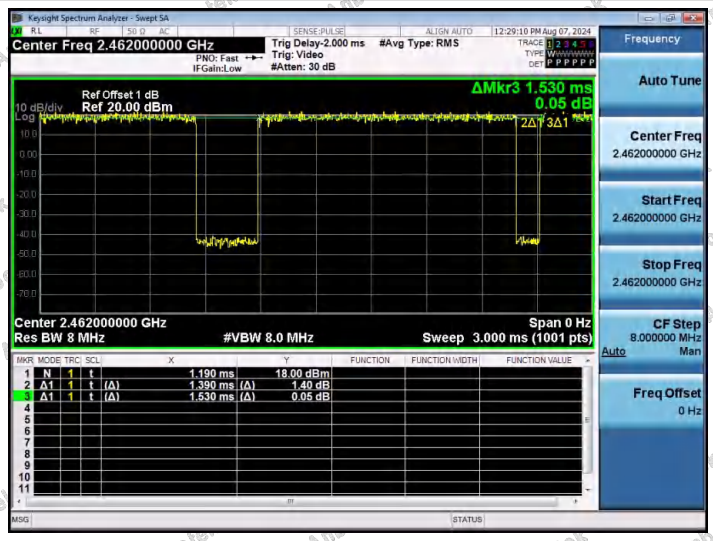

NTNV-11G-Ant1-2462

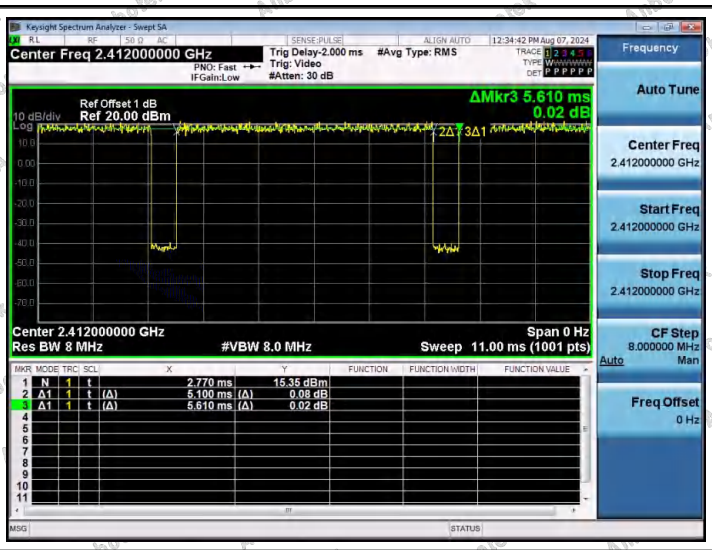

NTNV-11N20SISO-Ant1-2412

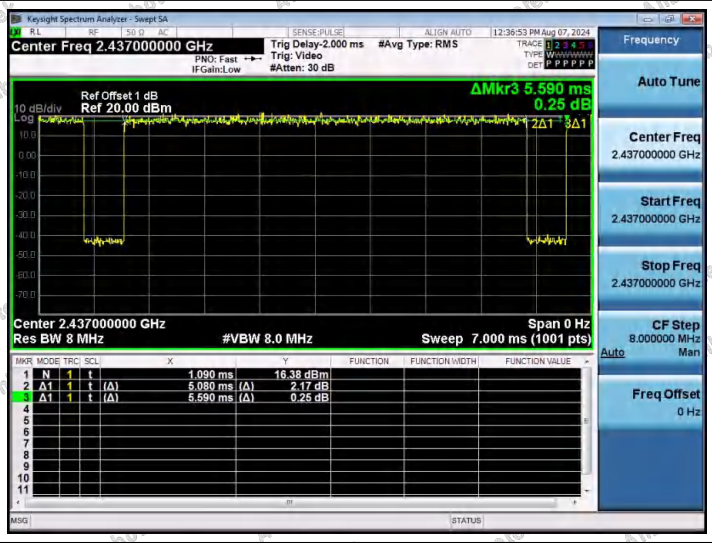

NTNV-11N20SISO-Ant1-2437

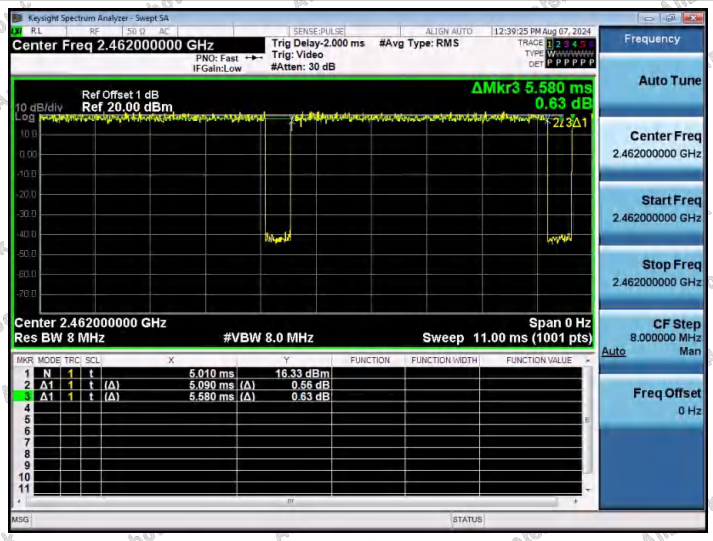

NTNV-11N20SISO-Ant1-2462

NTNV-11N40SISO-Ant1-2422

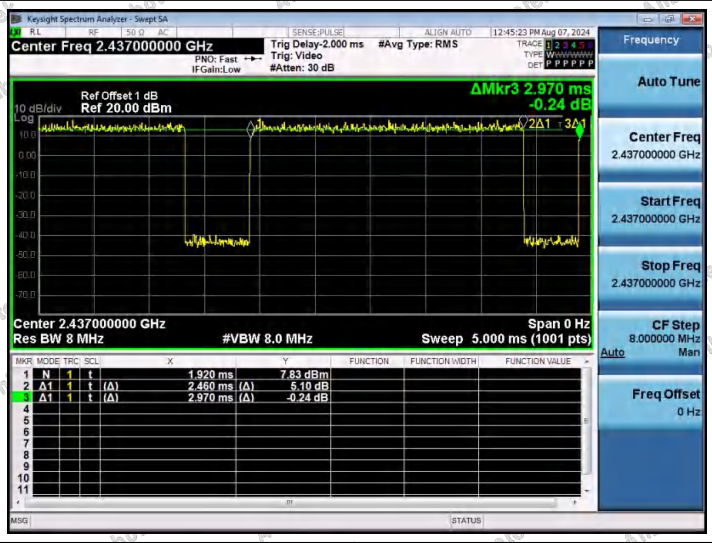

NTNV-11N40SISO-Ant1-2437

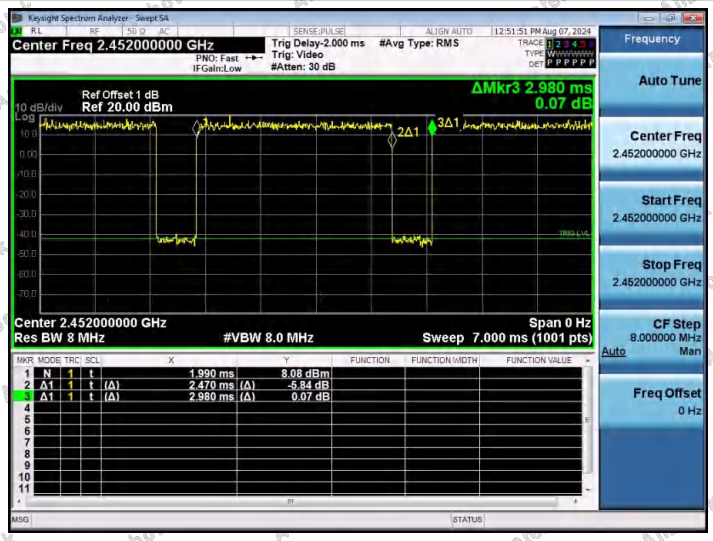

NTNV-11N40SISO-Ant1-2452

---End---