Appendix Test Data

Report No.:	1812C40207012501	Test Sample No.:	1-2-2
Start Test Date:	2024-12-31	Finish Test Date:	2025-3-20
Test Engineer:	Huisen Guan	Auditor:	Justin Feng
Temperature:	23.0℃	Relative Humidity:	46%
Pressure:	101kPa		

Appendix A: 20dB Bandwidth

Test Result

Test Mode	Antenna	Frequency [MHz]	20db EBW[MHz]	FL[MHz]	FH[MHz]	Limit[MHz]	Verdict
DH5	Ant1	2402	0.56	2401.74	2402.30	---	---
DH5	Ant1	2441	0.64	2440.69	2441.33	---	---
DH5	Ant1	2480	0.67	2479.66	2480.33	---	---
2DH5	Ant1	2402	0.68	2401.67	2402.35	---	---
2DH5	Ant1	2441	1.08	2440.44	2441.53	---	---
2DH5	Ant1	2480	1.02	2479.50	2480.52	---	---
3DH5	Ant1	2402	1.11	2401.45	2402.56	---	---
3DH5	Ant1	2441	1.12	2440.45	2441.56	---	---
3DH5	Ant1	2480	1.12	2479.45	2480.56	---	---

Test Graphs

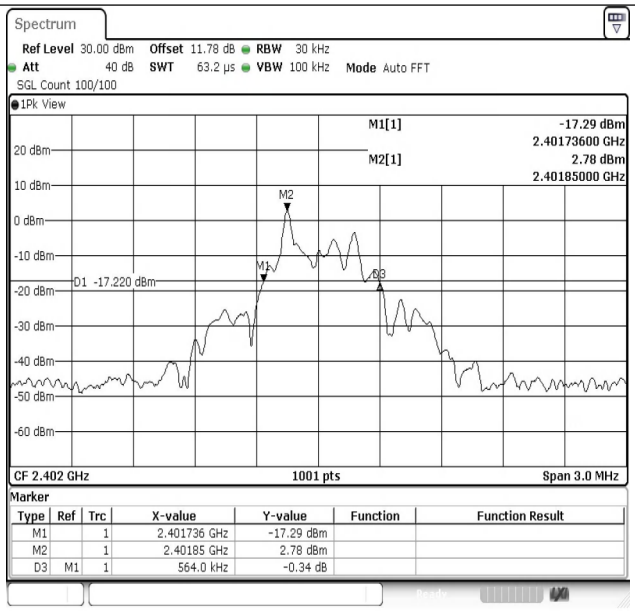

DH5-Ant1-2402

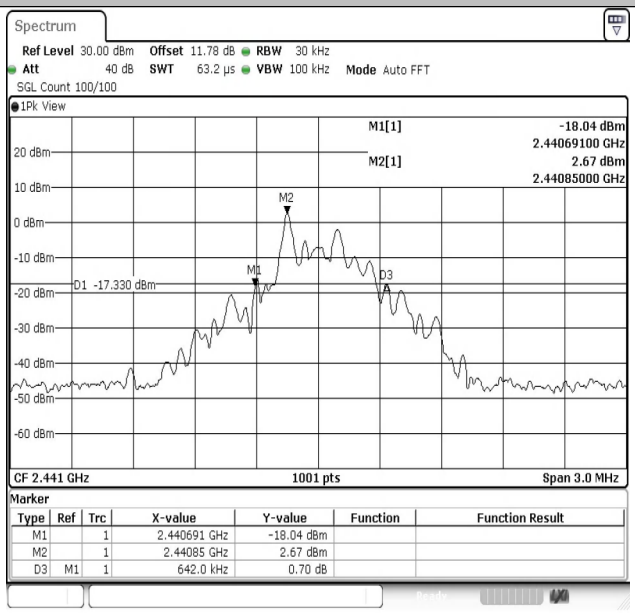

DH5-Ant1-2441

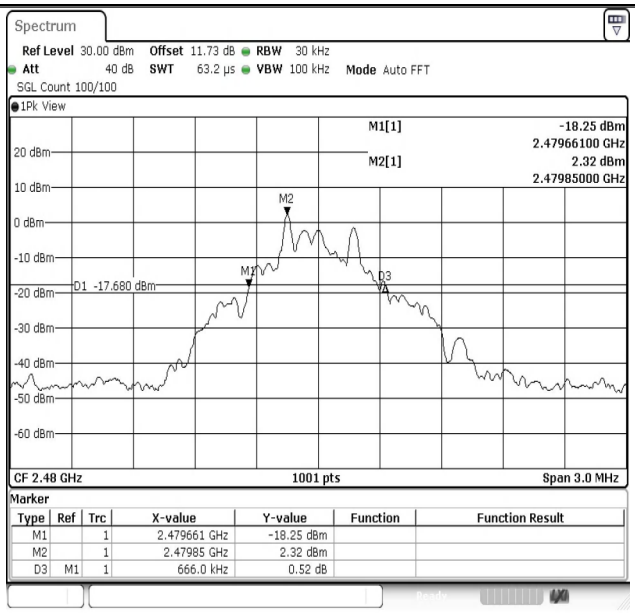

DH5-Ant1-2480

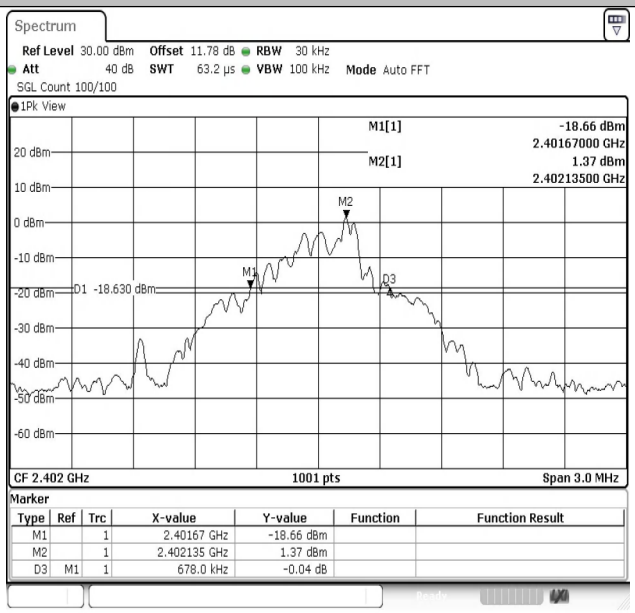

2DH5-Ant1-2402

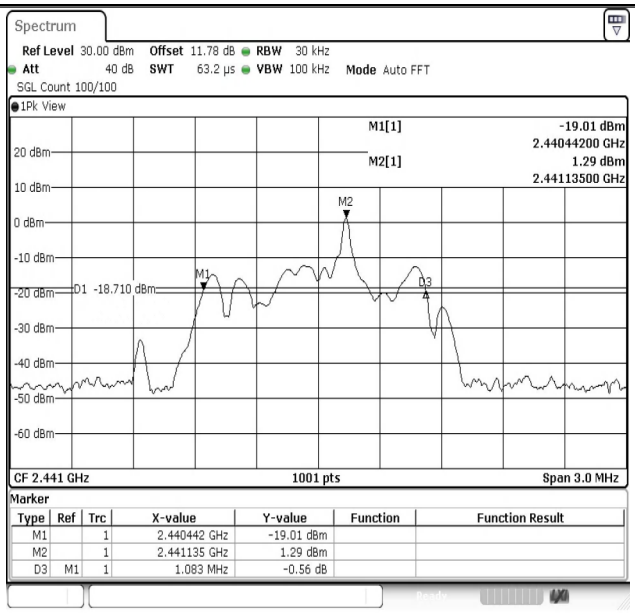

2DH5-Ant1-2441

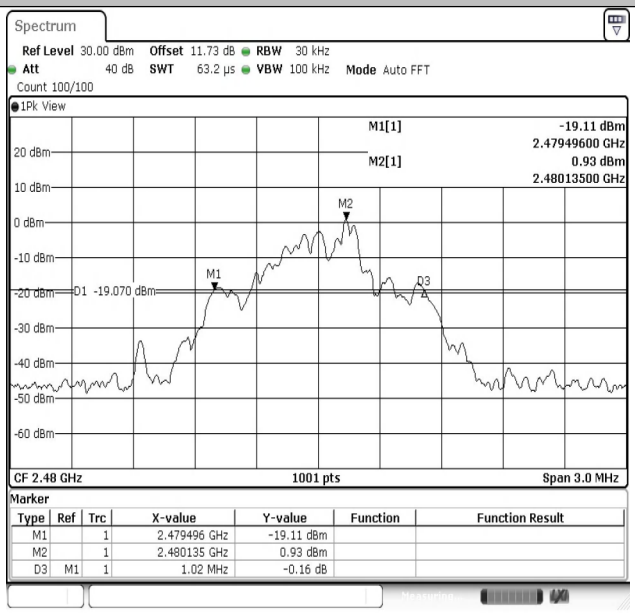

2DH5-Ant1-2480

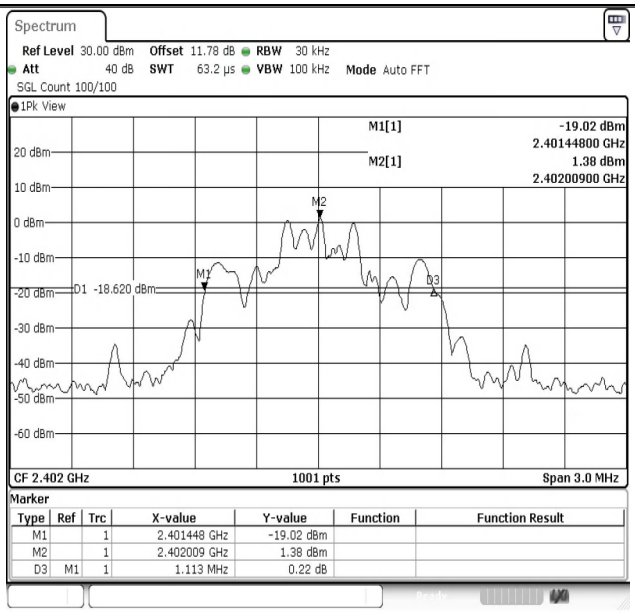

3DH5-Ant1-2402

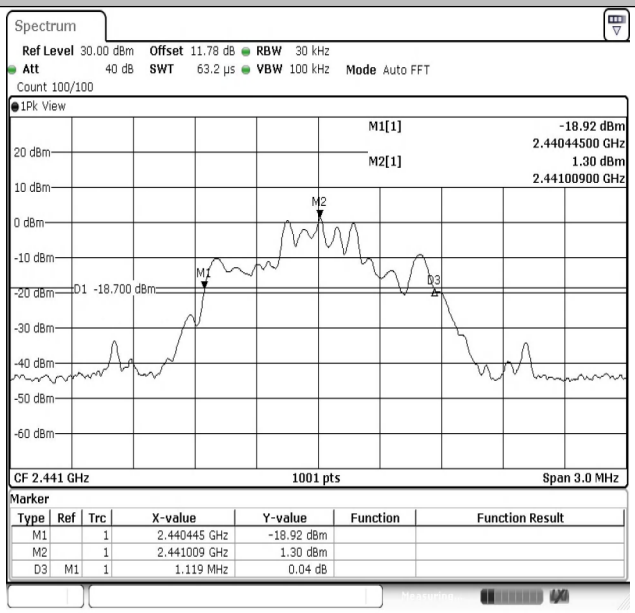

3DH5-Ant1-2441

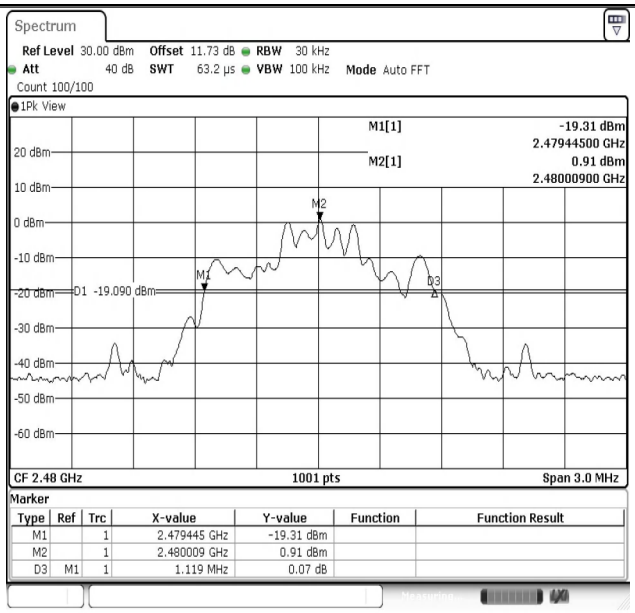

3DH5-Ant1-2480

Appendix B: 99% Occupied Bandwidth

Test Result

Test Mode	Antenna	Frequency [MHz]	OCB [MHz]	FL[MHz]	FH[MHz]	Limit[MHz]	Verdict
DH5	Ant1	2402	0.797	2401.5864	2402.3836	---	---
DH5	Ant1	2441	0.716	2440.6553	2441.3716	---	---
DH5	Ant1	2480	0.728	2479.6583	2480.3866	---	---
2DH5	Ant1	2402	1.022	2401.4875	2402.5095	---	---
2DH5	Ant1	2441	0.866	2440.5714	2441.4376	---	---
2DH5	Ant1	2480	1.025	2479.4875	2480.5125	---	---
3DH5	Ant1	2402	0.833	2401.5774	2402.4106	---	---
3DH5	Ant1	2441	1.064	2440.4725	2441.5365	---	---
3DH5	Ant1	2480	1.022	2479.4995	2480.5215	---	---

Test Graphs

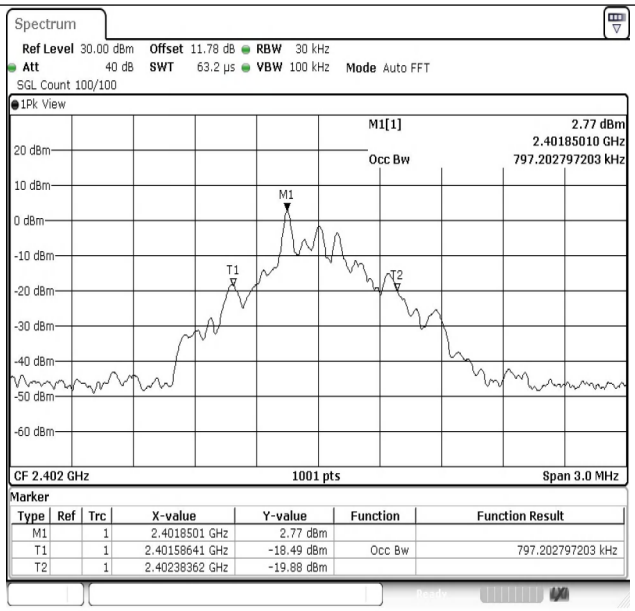

DH5-Ant1-2402

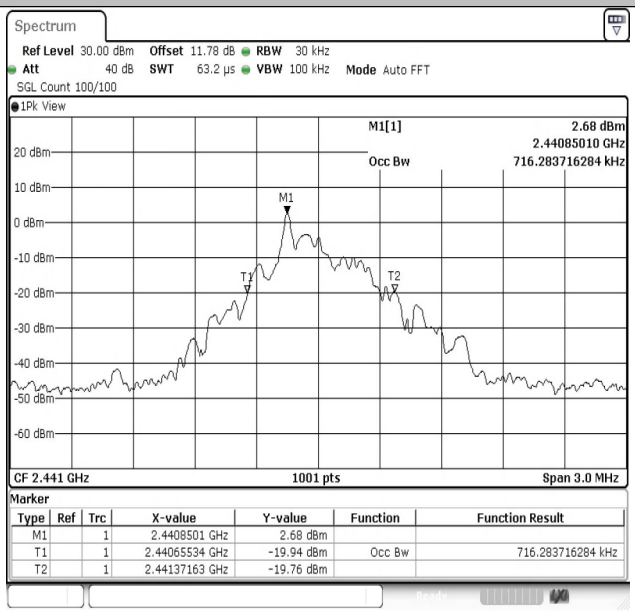

DH5-Ant1-2441

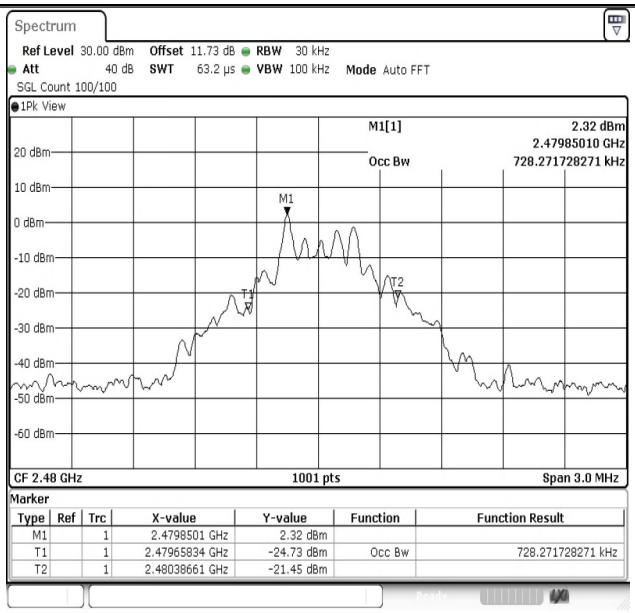

DH5-Ant1-2480

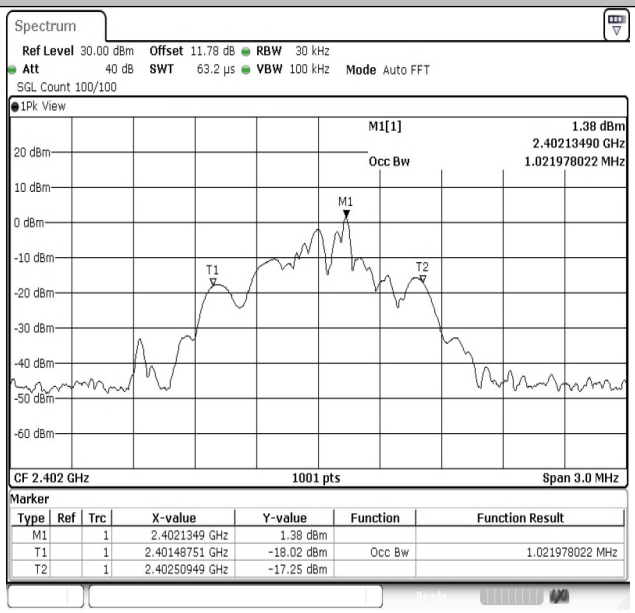

2DH5-Ant1-2402

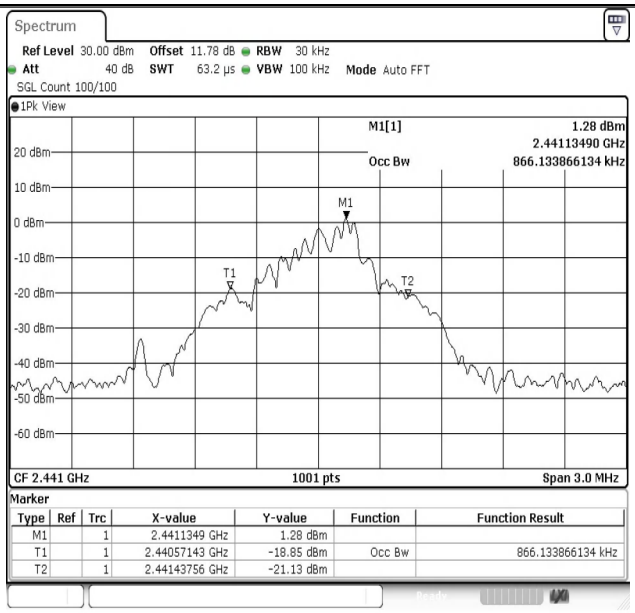

2DH5-Ant1-2441

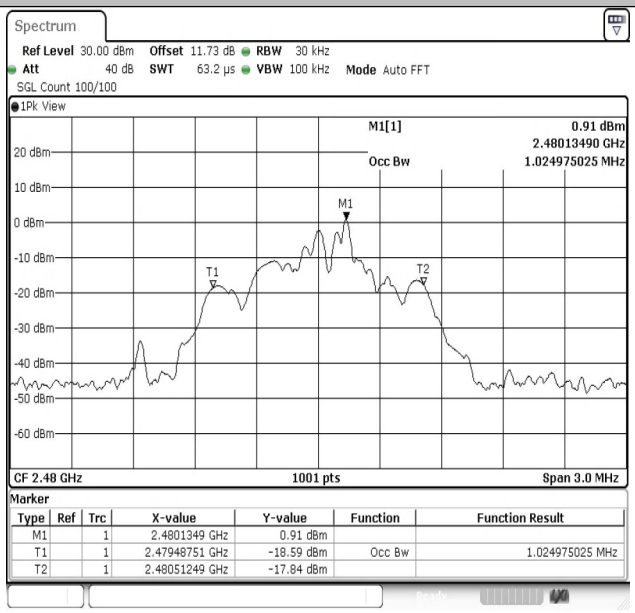

2DH5-Ant1-2480

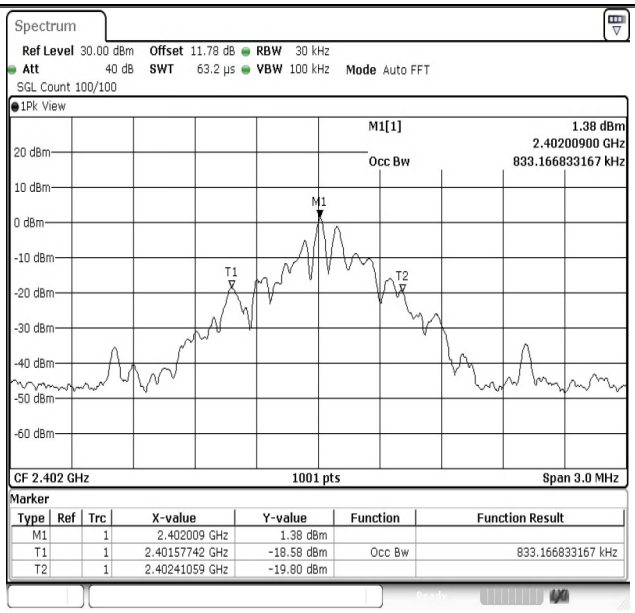

3DH5-Ant1-2402

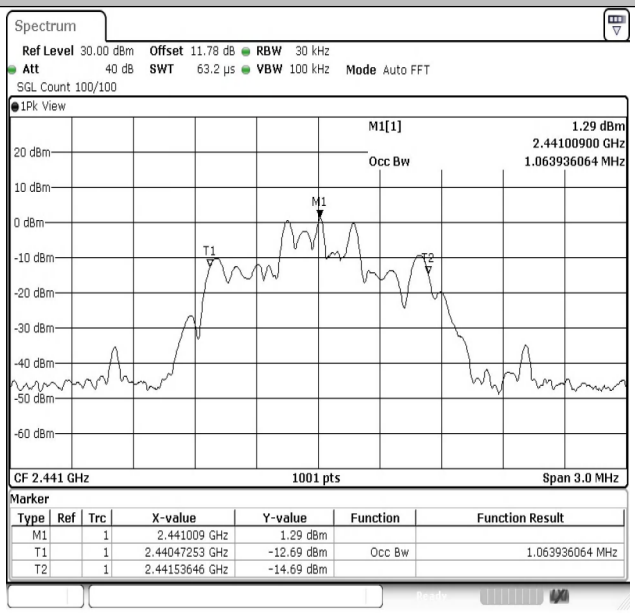

3DH5-Ant1-2441

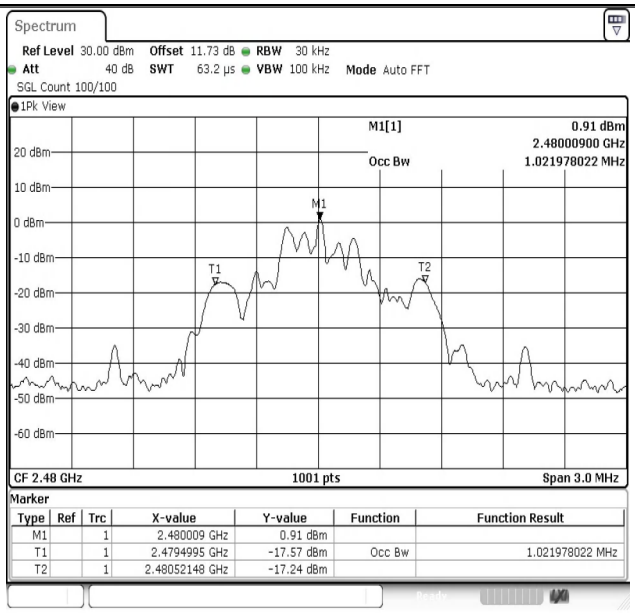

3DH5-Ant1-2480

Appendix C: Maximum Conducted Output Power

Test Result Peak

Test Mode	Antenna	Frequency[MHz]	Conducted Peak Power[dBm]	Conducted Limit[dBm]	Verdict
DH5	Ant1	2402	2.55	≤20.97	PASS
DH5	Ant1	2441	**2.59**	≤20.97	PASS
DH5	Ant1	2480	2.11	≤20.97	PASS
2DH5	Ant1	2402	2.20	≤20.97	PASS
2DH5	Ant1	2441	2.32	≤20.97	PASS
2DH5	Ant1	2480	1.79	≤20.97	PASS
3DH5	Ant1	2402	2.30	≤20.97	PASS
3DH5	Ant1	2441	2.34	≤20.97	PASS
3DH5	Ant1	2480	1.68	≤20.97	PASS

Test Graphs

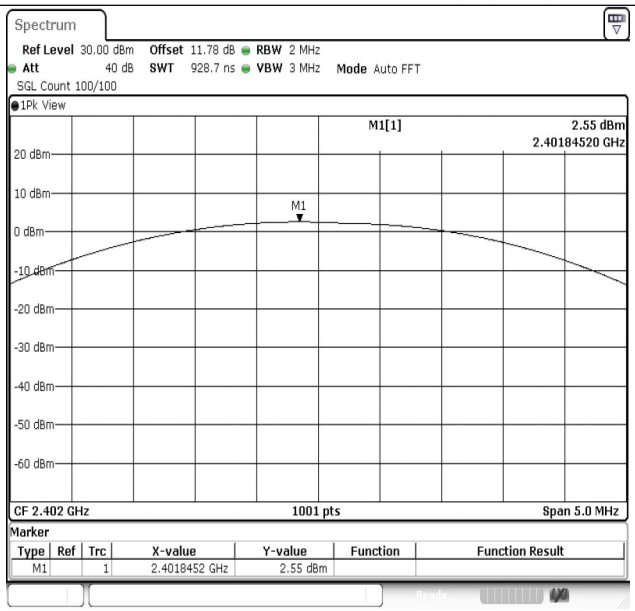

DH5-Ant1-2402-PASS

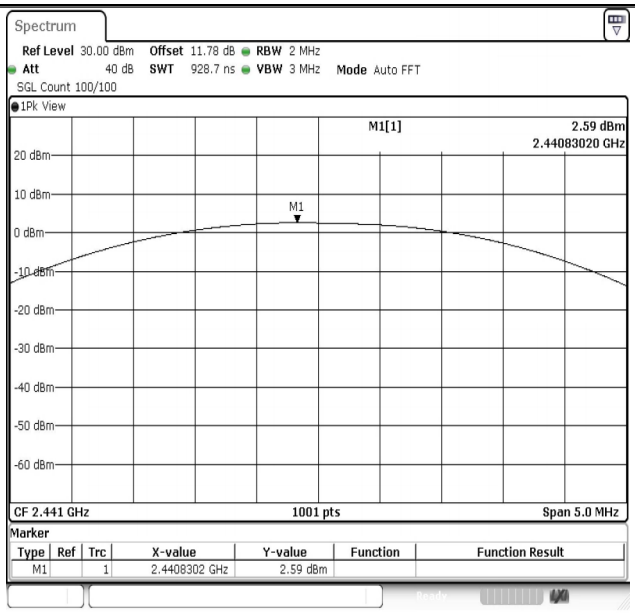

DH5-Ant1-2441-PASS

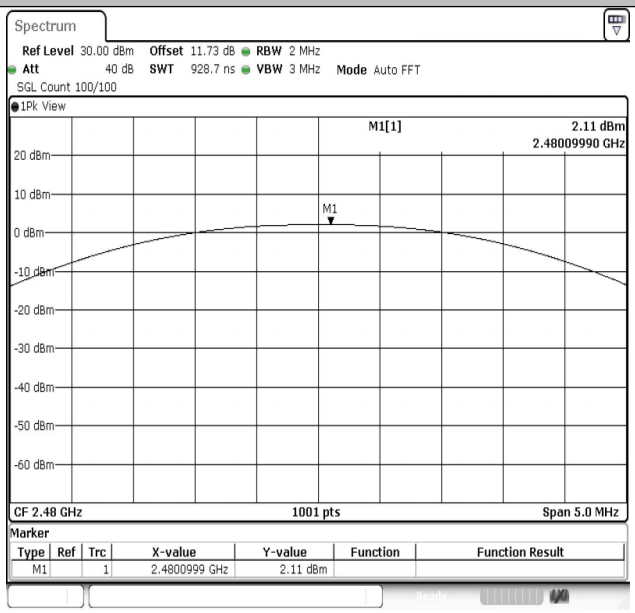

DH5-Ant1-2480-PASS

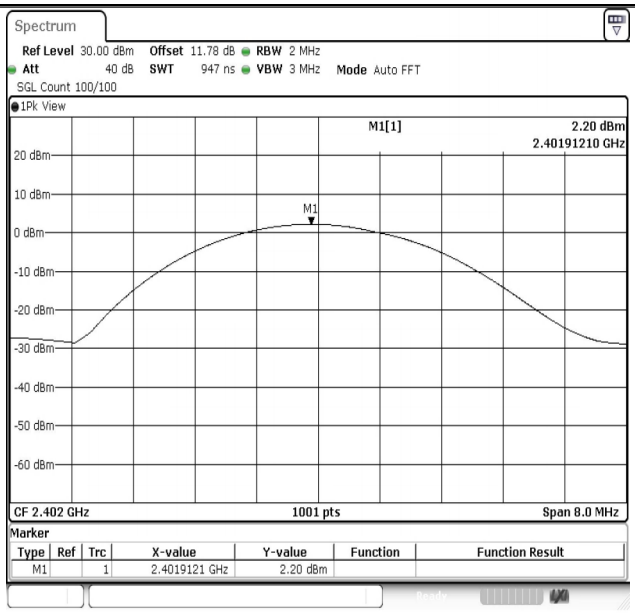

2DH5-Ant1-2402-PASS

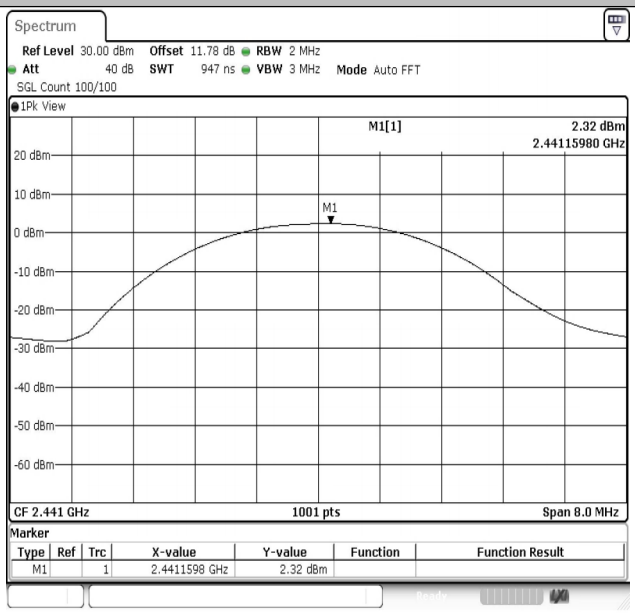

2DH5-Ant1-2441-PASS

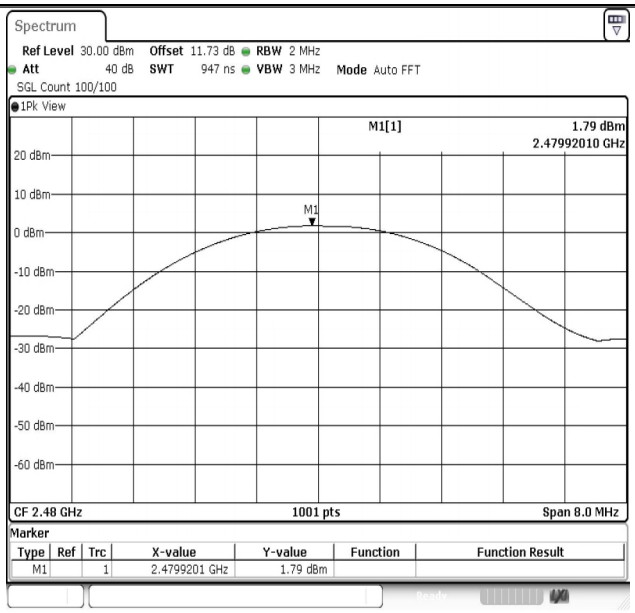

2DH5-Ant1-2480-PASS

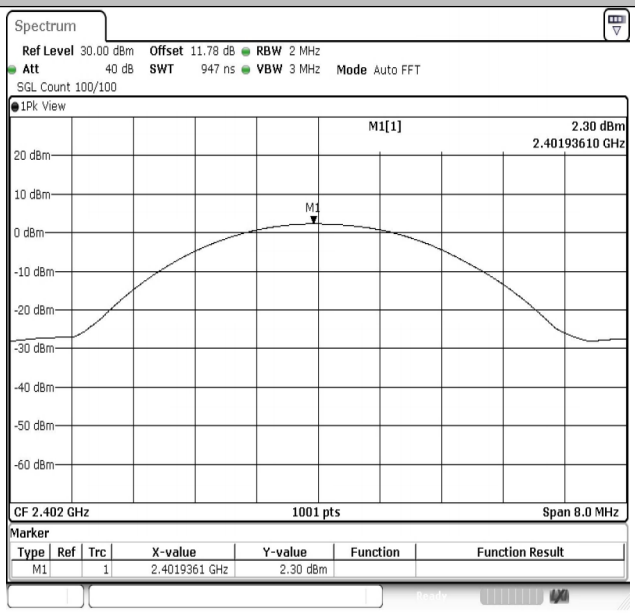

3DH5-Ant1-2402-PASS

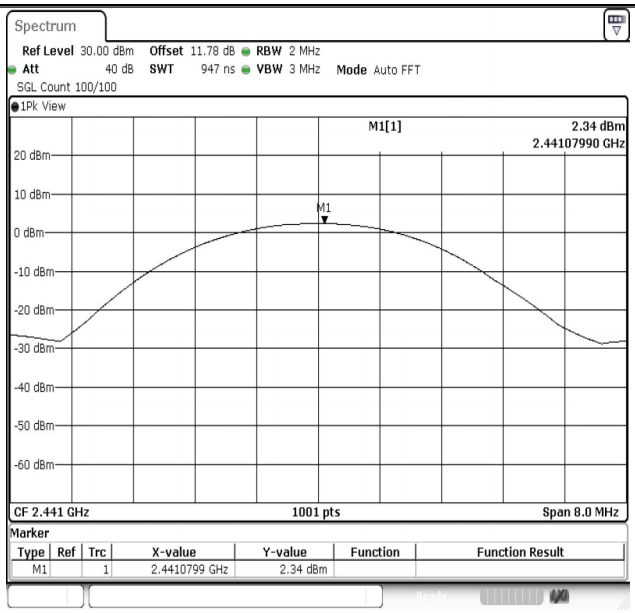

3DH5-Ant1-2441-PASS

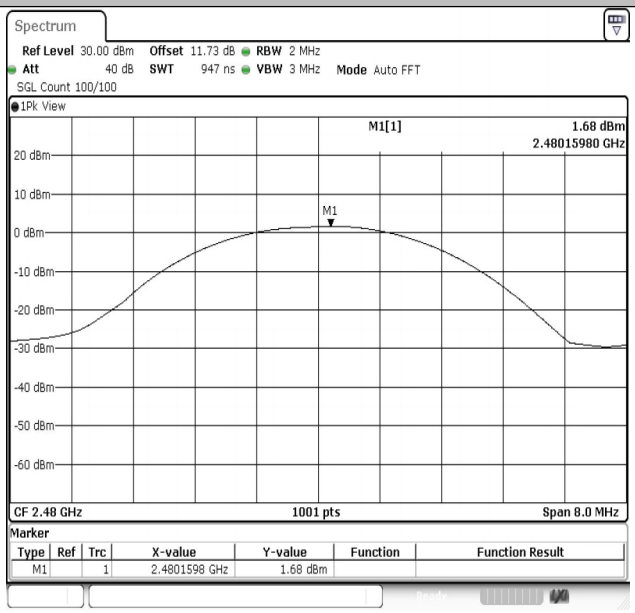

3DH5-Ant1-2480-PASS

Appendix D: Carrier frequency separation

Test Result

Test Mode	Antenna	Frequency [MHz]	Result [MHz]	Limit[MHz]	Verdict
DH5	Ant1	Hop	0.690	≥0.447	PASS
2DH5	Ant1	Hop	1.275	≥0.720	PASS
3DH5	Ant1	Hop	1.003	≥0.747	PASS

Test Graphs

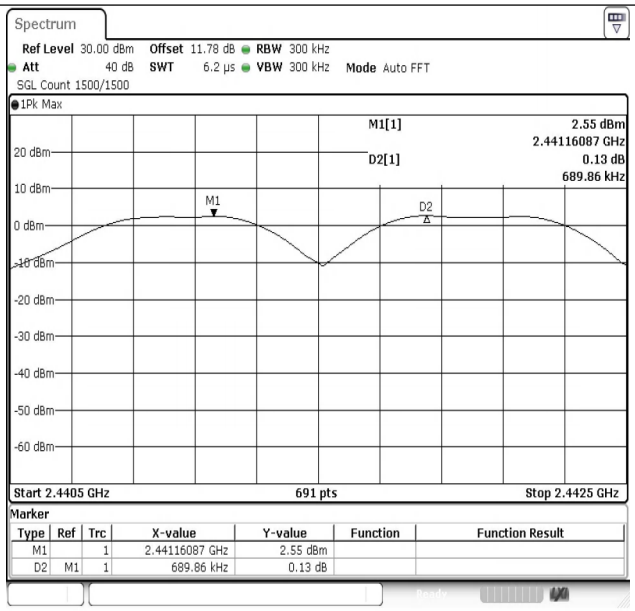

DH5-Ant1-Hop-PASS

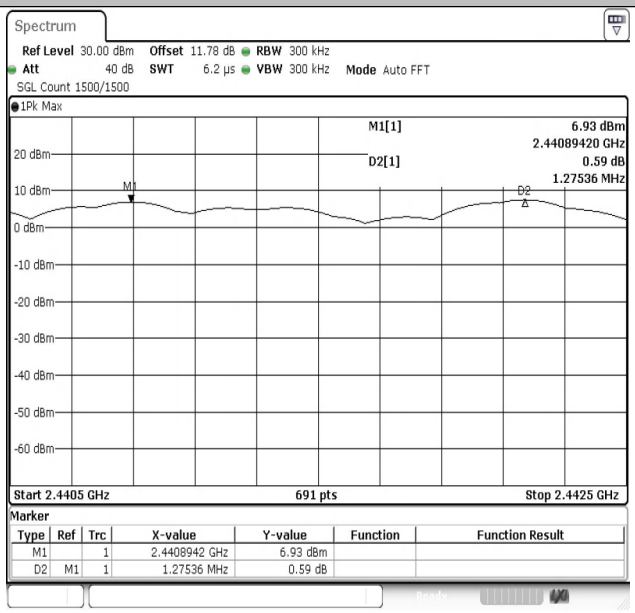

2DH5-Ant1-Hop-PASS

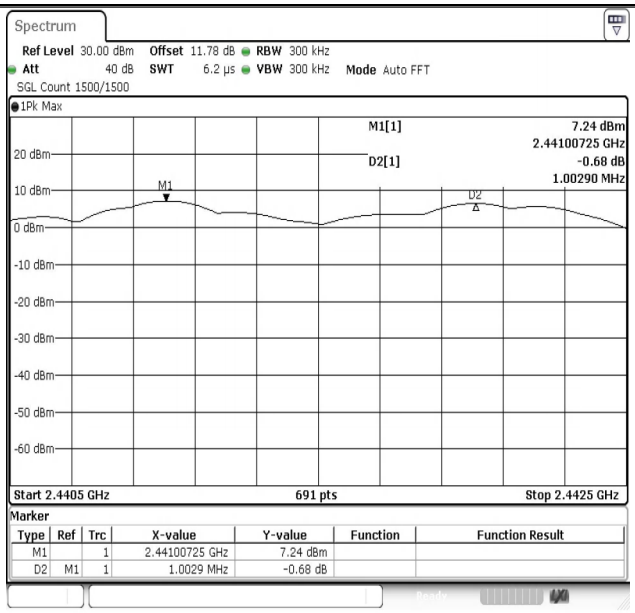

3DH5-Ant1-Hop-PASS

Appendix E: Dwell Time

Test Result

Test Mode	Antenna	Frequency [MHz]	Burst Width [ms]	Total Hops [Num]	Result [s]	Limit [s]	Verdict
DH5	Ant1	Hop	2.877	64	0.184	≤0.4	PASS
2DH5	Ant1	Hop	2.883	71	0.205	≤0.4	PASS
3DH5	Ant1	Hop	2.883	66	0.19	≤0.4	PASS

Test Graphs

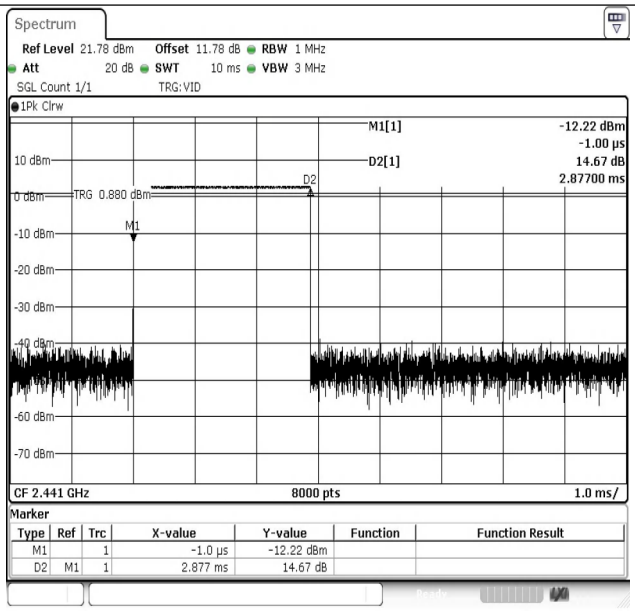

DH5-Ant1-Hop-PASS

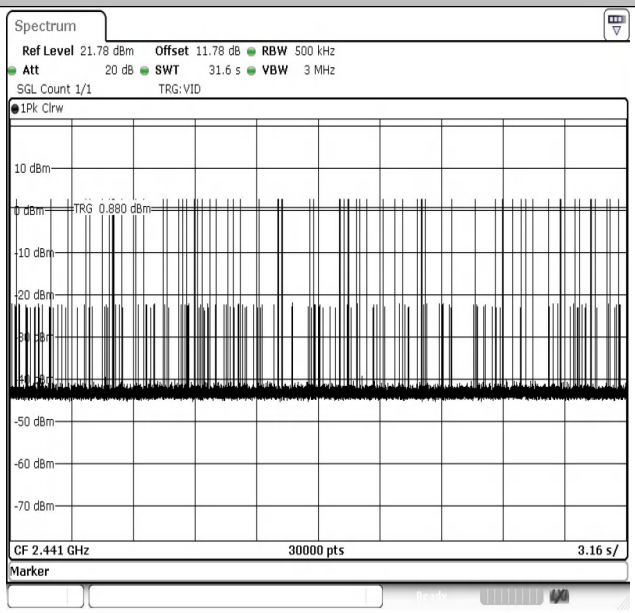

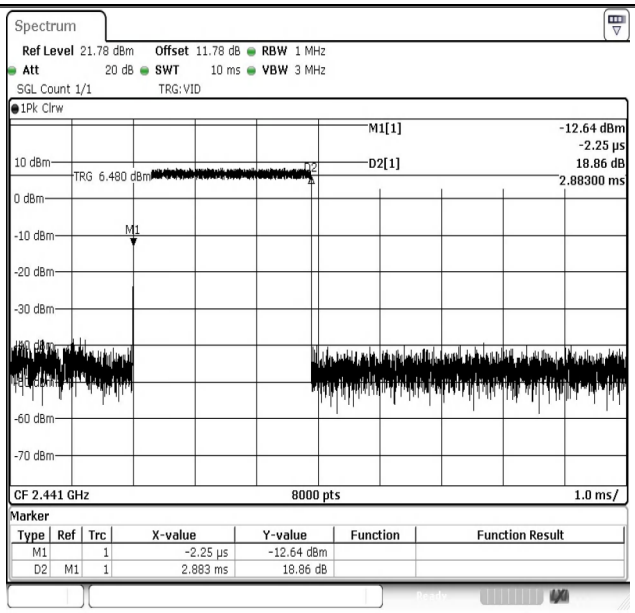

2DH5-Ant1-Hop-PASS

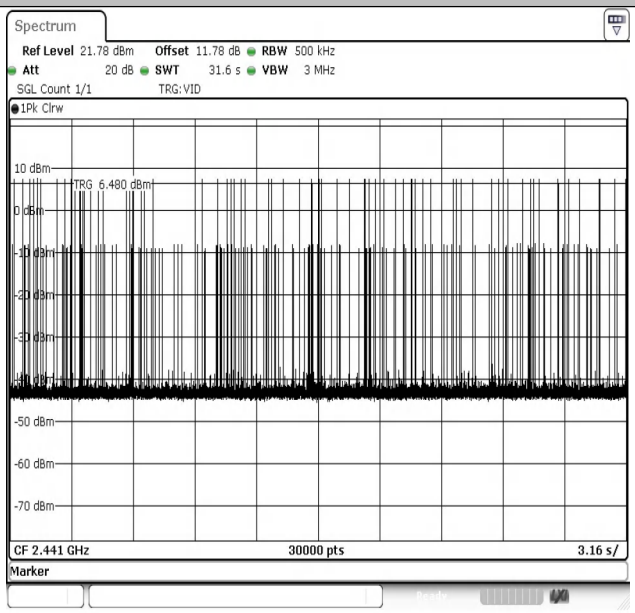

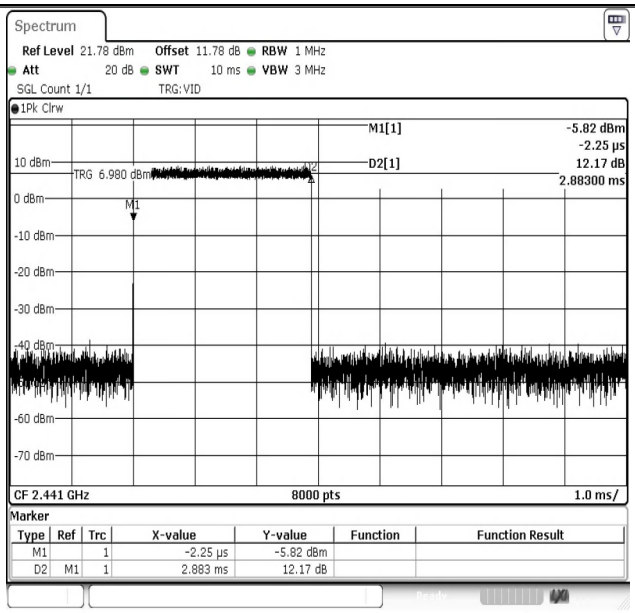

3DH5-Ant1-Hop-PASS

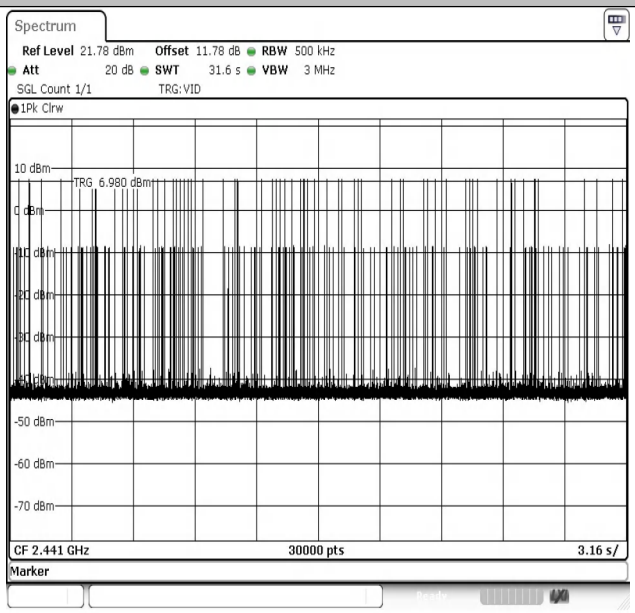

Appendix F: Number of Hopping Channel

Test Result

Test Mode	Antenna	Frequency [MHz]	Result [Num]	Limit [Num]	Verdict
DH5	Ant1	Hop	79	≥15	PASS
2DH5	Ant1	Hop	79	≥15	PASS
3DH5	Ant1	Hop	79	≥15	PASS

Test Graphs

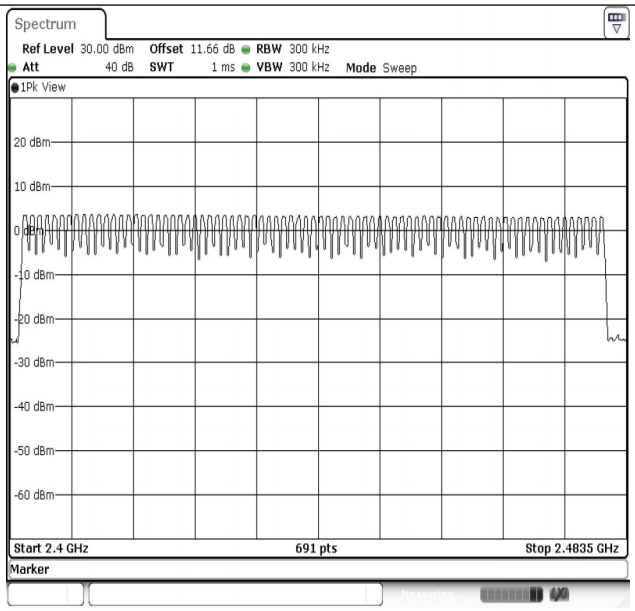

DH5-Ant1-Hop-PASS

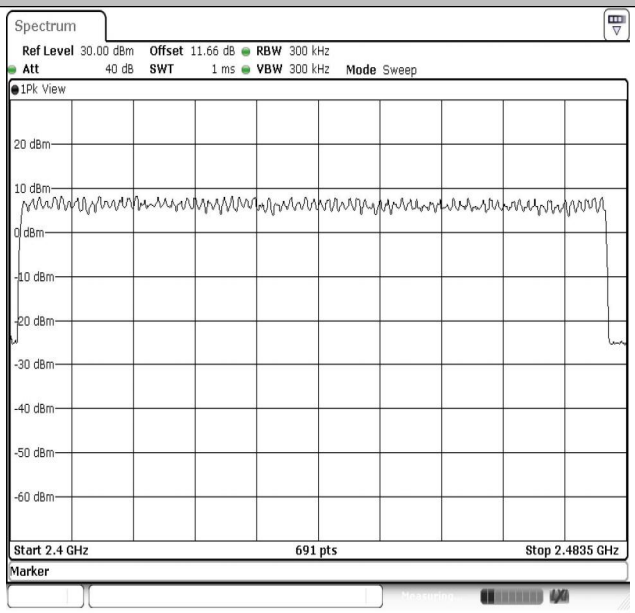

2DH5-Ant1-Hop-PASS

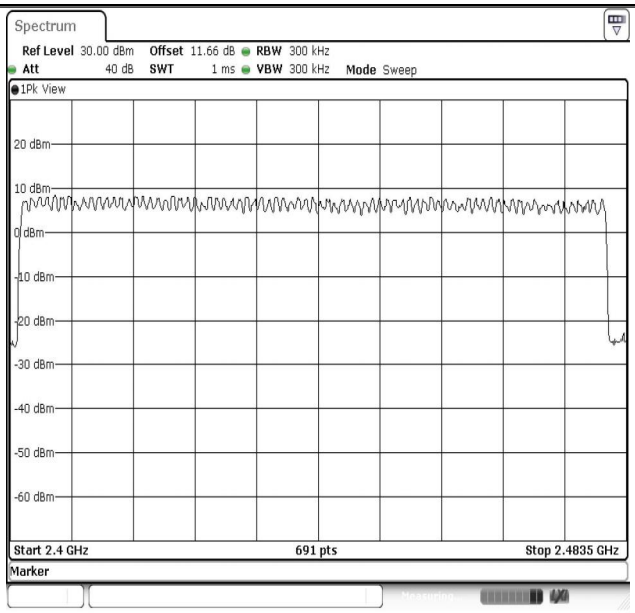

3DH5-Ant1-Hop-PASS

Appendix G: Conducted Band edge

Test Result

Test Mode	Antenna	Ch. Name	Frequency [MHz]	Ref. Level [dBm]	Result [dBm]	Limit [dBm]	Verdict
DH5	Ant1	Low	2402	6.57	-47.35	≤-13.43	PASS
DH5	Ant1	High	2480	5.92	-46.28	≤-14.08	PASS
DH5	Ant1	Low	Hop_2402	2.28	-47.51	≤-17.72	PASS
DH5	Ant1	High	Hop_2480	1.84	-42.92	≤-18.16	PASS
2DH5	Ant1	Low	2402	1.74	-47.61	≤-18.26	PASS
2DH5	Ant1	High	2480	1.75	-45.76	≤-18.25	PASS
2DH5	Ant1	Low	Hop_2402	3.32	-47.38	≤-16.68	PASS
2DH5	Ant1	High	Hop_2480	5.15	-45.8	≤-14.85	PASS
3DH5	Ant1	Low	2402	2.61	-46.32	≤-17.39	PASS
3DH5	Ant1	High	2480	2.18	-45.3	≤-17.82	PASS
3DH5	Ant1	Low	Hop_2402	4.45	-47.38	≤-15.55	PASS
3DH5	Ant1	High	Hop_2480	5.18	-46	≤-14.82	PASS

Remark:1. Regarding the spurious emissions from 30MHz to 26.5GHz, the cable lose have been set in the 'offset' of the Spectrum Analyzer during the test.