TR-4-E-009 Radiated Emission Test Result

Test Date:	2024-04-24	**Tested By**:	Juchang Du
EUT:	Senza Cloud Connector	**Model Number**:	SZC004
Test Mode:	11AC20 TX 5320MHz	**Power Supply**:	DC 5V
Condition:	Temp:23.5°C;Humi:59.7%	**Test Site**:	DDT 3# Chamber
File Path:	d:\ts\2024 report data\Q24021902-2E\FCC ABOVE 1G 5G\40		
Memo:	Sample Number:S24021902-002 Power Setting:38		

Test Graph

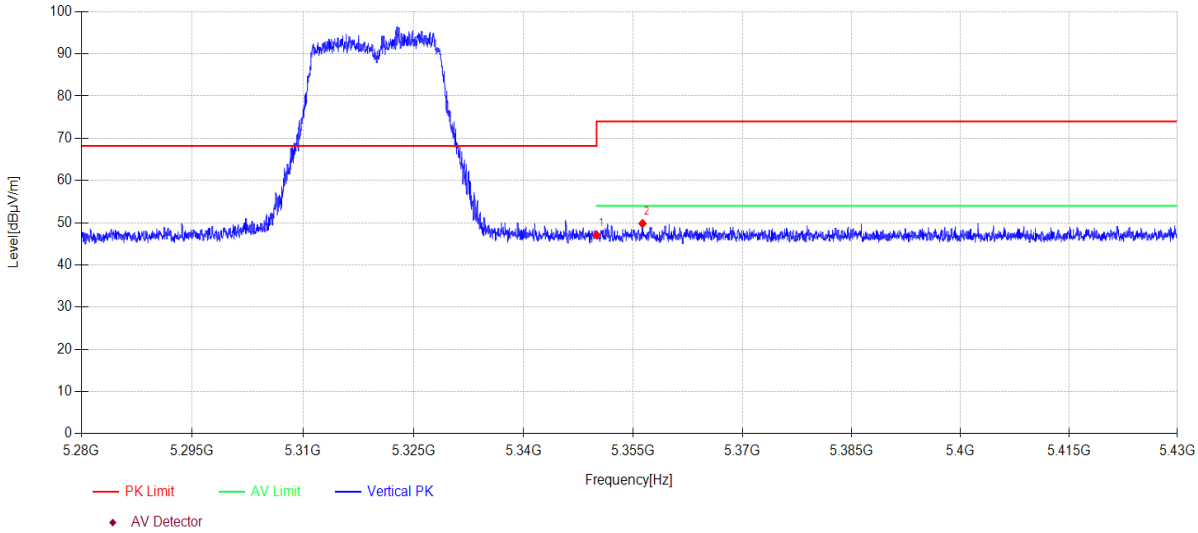

Data List										
N O.	**Freq. [MHz]**	**Reading [dBµV/m]**	**Antenna Factor [dB]**	**Cable loss [dB]**	**AMP [dB]**	**Level [dBµV/m]**	**Limit [dBµV/m]**	**Margin [dB]**	**Detector**	**Polarity**
1	5350.000	8.30	33.10	5.69	0.00	47.09	74.00	26.91	PK	Vertical
2	5356.275	11.02	33.10	5.69	0.00	49.81	74.00	24.19	PK	Vertical

Note:
1. Level = Reading + Cable loss + Antenna Factor + AMP
2. If Peak Result complies with AV limit, AV Result is deemed to comply with AV limit.
3. Test setup: RBW: 1 MHz, VBW: 3 MHz, Sweep time: auto.

TR-4-E-009 Radiated Emission Test Result

Test Date:	2024-04-24	**Tested By**:	Juchang Du
EUT:	Senza Cloud Connector	**Model Number**:	SZC004
Test Mode:	11A TX 5500MHz	**Power Supply**:	DC 5V
Condition:	Temp:23.5°C;Humi:59.7%	**Test Site**:	DDT 3# Chamber
File Path:	d:\ts\2024 report data\Q24021902-2E\FCC ABOVE 1G 5G\41		
Memo:	Sample Number:S24021902-002 Power Setting:38		

Test Graph

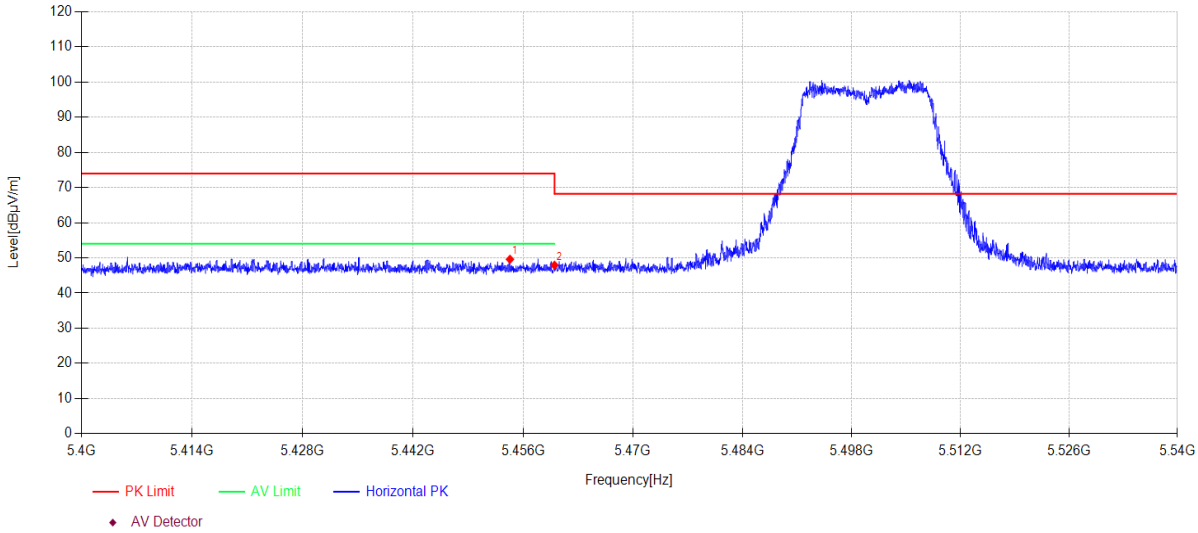

Data List										
N O.	**Freq. [MHz]**	**Reading [dBµV/m]**	**Antenna Factor [dB]**	**Cable loss [dB]**	**AMP [dB]**	**Level [dBµV/m]**	**Limit [dBµV/m]**	**Margin [dB]**	**Detector**	**Polarity**
1	5454.320	10.86	33.00	5.74	0.00	49.60	74.00	24.40	PK	Horizontal
2	5460.000	9.18	33.00	5.74	0.00	47.92	68.20	20.28	PK	Horizontal

Note:
1. Level = Reading + Cable loss + Antenna Factor + AMP
2. If Peak Result complies with AV limit, AV Result is deemed to comply with AV limit.
3. Test setup: RBW: 1 MHz, VBW: 3 MHz, Sweep time: auto.

TR-4-E-009 Radiated Emission Test Result

Test Date:	2024-04-24	**Tested By**:	Juchang Du
EUT:	Senza Cloud Connector	**Model Number**:	SZC004
Test Mode:	11A TX 5500MHz	**Power Supply**:	DC 5V
Condition:	Temp:23.5°C;Humi:59.7%	**Test Site**:	DDT 3# Chamber
File Path:	d:\ts\2024 report data\Q24021902-2E\FCC ABOVE 1G 5G\42		
Memo:	Sample Number:S24021902-002 Power Setting:38		

Test Graph

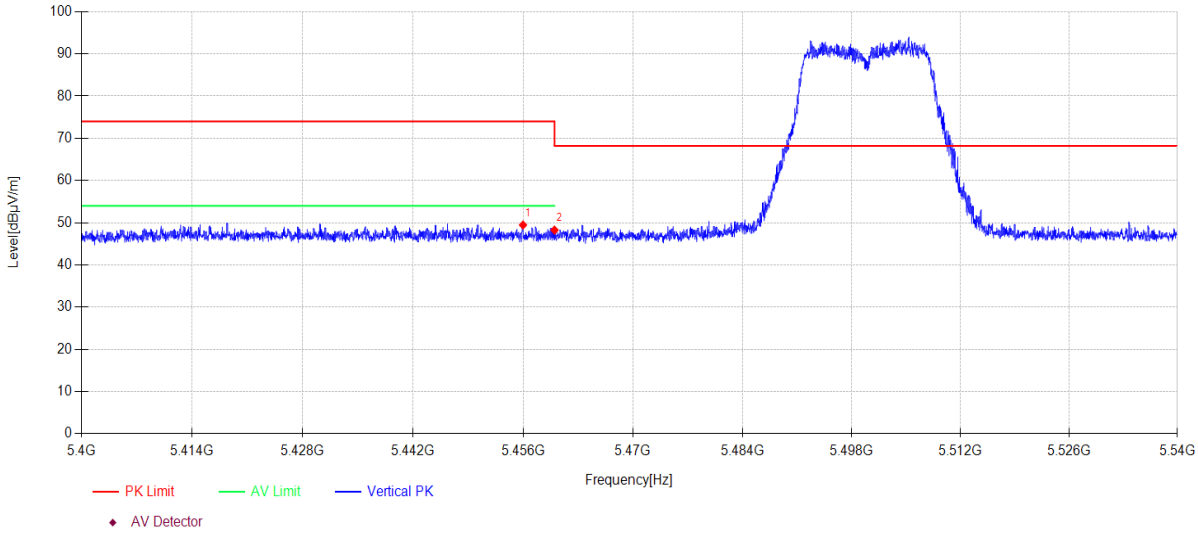

Data List										
N O.	**Freq. [MHz]**	**Reading [dBµV/m]**	**Antenna Factor [dB]**	**Cable loss [dB]**	**AMP [dB]**	**Level [dBµV/m]**	**Limit [dBµV/m]**	**Margin [dB]**	**Detector**	**Polarity**
1	5455.986	10.72	33.00	5.74	0.00	49.46	74.00	24.54	PK	Vertical
2	5460.000	9.52	33.00	5.74	0.00	48.26	68.20	19.94	PK	Vertical

Note:
1. Level = Reading + Cable loss + Antenna Factor + AMP
2. If Peak Result complies with AV limit, AV Result is deemed to comply with AV limit.
3. Test setup: RBW: 1 MHz, VBW: 3 MHz, Sweep time: auto.

TR-4-E-009 Radiated Emission Test Result

Test Date:	2024-04-24	**Tested By**:	Juchang Du
EUT:	Senza Cloud Connector	**Model Number**:	SZC004
Test Mode:	11N20 TX 5500MHz	**Power Supply**:	DC 5V
Condition:	Temp:23.5°C;Humi:59.7%	**Test Site**:	DDT 3# Chamber
File Path:	d:\ts\2024 report data\Q24021902-2E\FCC ABOVE 1G 5G\43		
Memo:	Sample Number:S24021902-002 Power Setting:38		

Test Graph

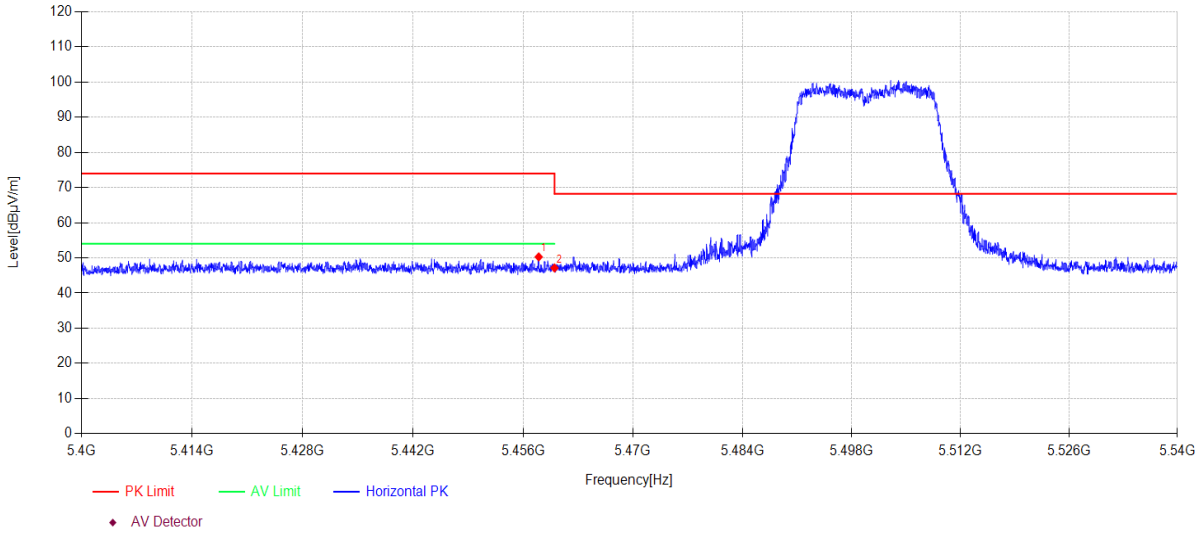

Data List										
N O.	**Freq. [MHz]**	**Reading [dBµV/m]**	**Antenna Factor [dB]**	**Cable loss [dB]**	**AMP [dB]**	**Level [dBµV/m]**	**Limit [dBµV/m]**	**Margin [dB]**	**Detector**	**Polarity**
1	5457.988	11.55	33.00	5.74	0.00	50.29	74.00	23.71	PK	Horizontal
2	5460.000	8.40	33.00	5.74	0.00	47.14	68.20	21.06	PK	Horizontal

Note:
1. Level = Reading + Cable loss + Antenna Factor + AMP
2. If Peak Result complies with AV limit, AV Result is deemed to comply with AV limit.
3. Test setup: RBW: 1 MHz, VBW: 3 MHz, Sweep time: auto.

TR-4-E-009 Radiated Emission Test Result

Test Date:	2024-04-24	**Tested By**:	Juchang Du
EUT:	Senza Cloud Connector	**Model Number**:	SZC004
Test Mode:	11N20 TX 5500MHz	**Power Supply**:	DC 5V
Condition:	Temp:23.5°C;Humi:59.7%	**Test Site**:	DDT 3# Chamber
File Path:	d:\ts\2024 report data\Q24021902-2E\FCC ABOVE 1G 5G\44		
Memo:	Sample Number:S24021902-002 Power Setting:38		

Test Graph

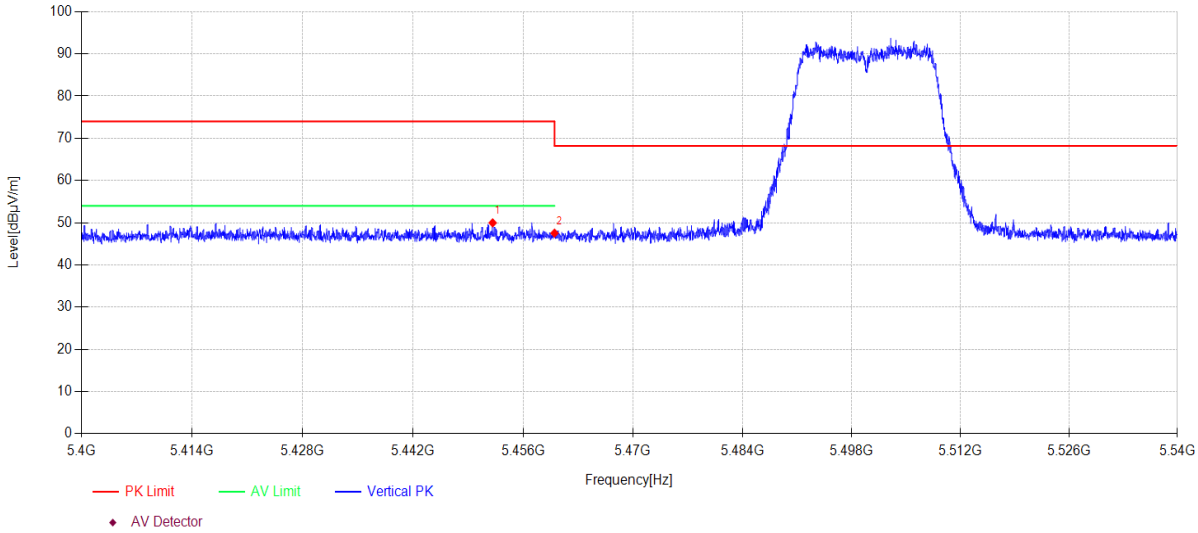

Data List										
N O.	**Freq. [MHz]**	**Reading [dBµV/m]**	**Antenna Factor [dB]**	**Cable loss [dB]**	**AMP [dB]**	**Level [dBµV/m]**	**Limit [dBµV/m]**	**Margin [dB]**	**Detector**	**Polarity**
1	5452.122	11.23	33.00	5.74	0.00	49.97	74.00	24.03	PK	Vertical
2	5460.000	8.79	33.00	5.74	0.00	47.53	68.20	20.67	PK	Vertical

Note:
1. Level = Reading + Cable loss + Antenna Factor + AMP
2. If Peak Result complies with AV limit, AV Result is deemed to comply with AV limit.
3. Test setup: RBW: 1 MHz, VBW: 3 MHz, Sweep time: auto.

TR-4-E-009 Radiated Emission Test Result

Test Date:	2024-04-24	**Tested By**:	Juchang Du
EUT:	Senza Cloud Connector	**Model Number**:	SZC004
Test Mode:	11AC20 TX 5500MHz	**Power Supply**:	DC 5V
Condition:	Temp:23.5°C;Humi:59.7%	**Test Site**:	DDT 3# Chamber
File Path:	d:\ts\2024 report data\Q24021902-2E\FCC ABOVE 1G 5G\45		
Memo:	Sample Number:S24021902-002 Power Setting:38		

Test Graph

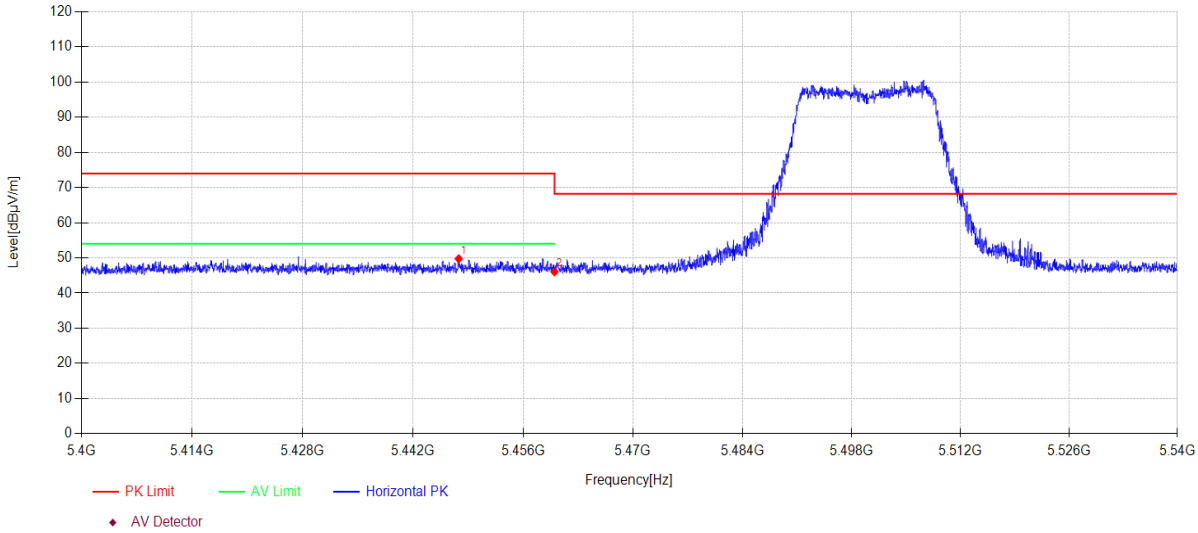

Data List										
N O.	**Freq. [MHz]**	**Reading [dBµV/m]**	**Antenna Factor [dB]**	**Cable loss [dB]**	**AMP [dB]**	**Level [dBµV/m]**	**Limit [dBµV/m]**	**Margin [dB]**	**Detector**	**Polarity**
1	5447.796	11.02	33.00	5.73	0.00	49.75	74.00	24.25	PK	Horizontal
2	5460.000	7.31	33.00	5.74	0.00	46.05	68.20	22.15	PK	Horizontal

Note:
1. Level = Reading + Cable loss + Antenna Factor + AMP
2. If Peak Result complies with AV limit, AV Result is deemed to comply with AV limit.
3. Test setup: RBW: 1 MHz, VBW: 3 MHz, Sweep time: auto.

TR-4-E-009 Radiated Emission Test Result

Test Date:	2024-04-24	**Tested By**:	Juchang Du
EUT:	Senza Cloud Connector	**Model Number**:	SZC004
Test Mode:	11AC20 TX 5500MHz	**Power Supply**:	DC 5V
Condition:	Temp:23.5°C;Humi:59.7%	**Test Site**:	DDT 3# Chamber
File Path:	d:\ts\2024 report data\Q24021902-2E\FCC ABOVE 1G 5G\46		
Memo:	Sample Number:S24021902-002 Power Setting:38		

Test Graph

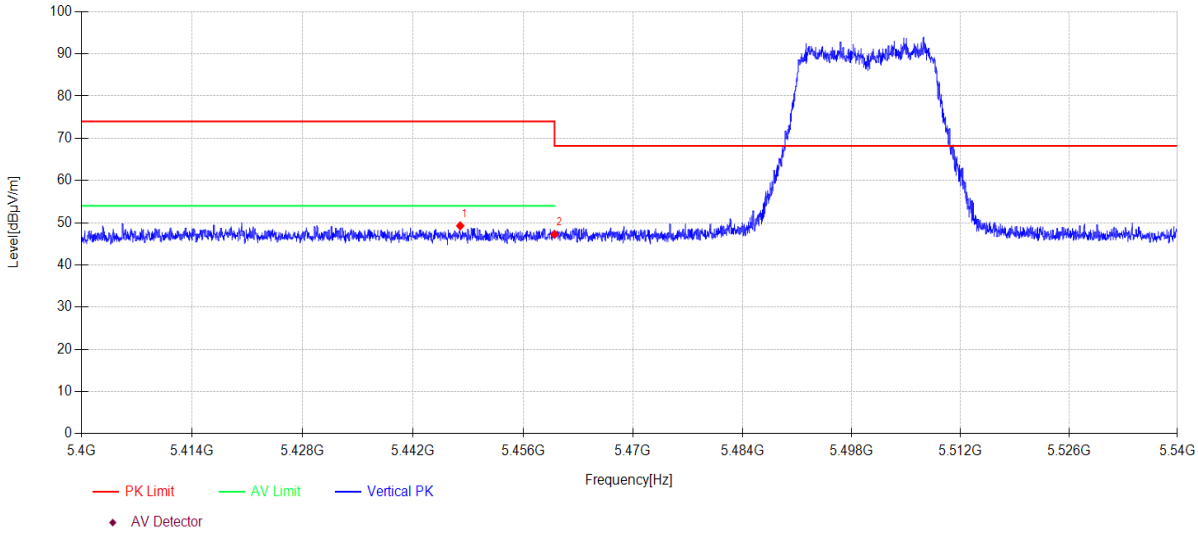

Data List										
N O.	**Freq. [MHz]**	**Reading [dBµV/m]**	**Antenna Factor [dB]**	**Cable loss [dB]**	**AMP [dB]**	**Level [dBµV/m]**	**Limit [dBµV/m]**	**Margin [dB]**	**Detector**	**Polarity**
1	5447.992	10.54	33.00	5.73	0.00	49.27	74.00	24.73	PK	Vertical
2	5460.000	8.51	33.00	5.74	0.00	47.25	68.20	20.95	PK	Vertical

Note:
1. Level = Reading + Cable loss + Antenna Factor + AMP
2. If Peak Result complies with AV limit, AV Result is deemed to comply with AV limit.
3. Test setup: RBW: 1 MHz, VBW: 3 MHz, Sweep time: auto.

TR-4-E-009 Radiated Emission Test Result

Test Date:	2024-04-24	**Tested By**:	Juchang Du
EUT:	Senza Cloud Connector	**Model Number**:	SZC004
Test Mode:	11AC40 TX 5510MHz	**Power Supply**:	DC 5V
Condition:	Temp:23.5°C;Humi:59.7%	**Test Site**:	DDT 3# Chamber
File Path:	d:\ts\2024 report data\Q24021902-2E\FCC ABOVE 1G 5G\47		
Memo:	Sample Number:S24021902-002 Power Setting:38		

Test Graph

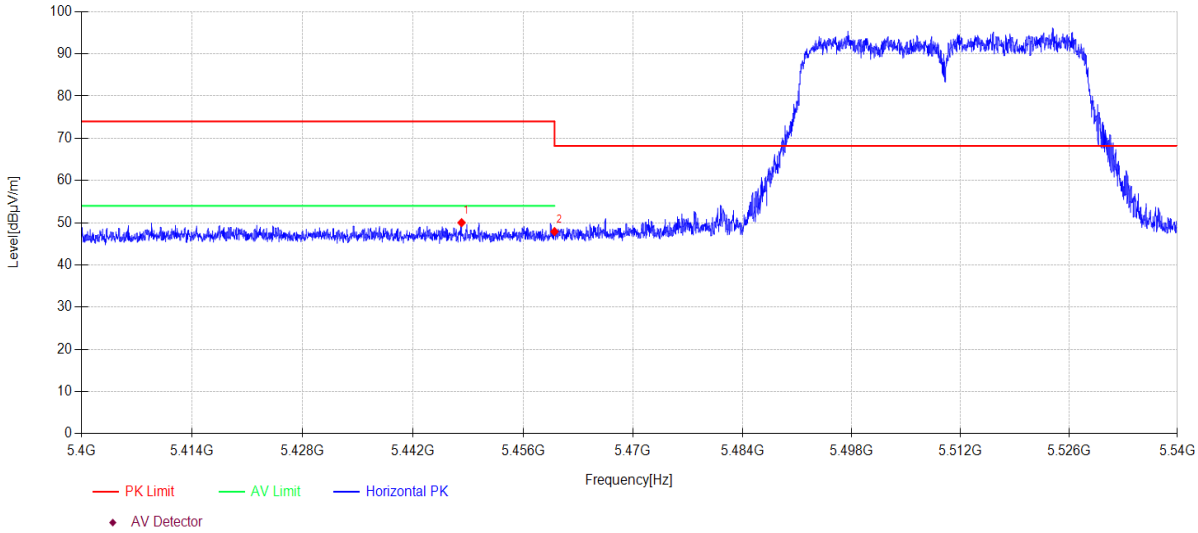

Data List										
N O.	**Freq. [MHz]**	**Reading [dBµV/m]**	**Antenna Factor [dB]**	**Cable loss [dB]**	**AMP [dB]**	**Level [dBµV/m]**	**Limit [dBµV/m]**	**Margin [dB]**	**Detector**	**Polarity**
1	5448.160	11.28	33.00	5.73	0.00	50.01	74.00	23.99	PK	Horizontal
2	5460.000	9.16	33.00	5.74	0.00	47.90	68.20	20.30	PK	Horizontal

Note:
1. Level = Reading + Cable loss + Antenna Factor + AMP
2. If Peak Result complies with AV limit, AV Result is deemed to comply with AV limit.
3. Test setup: RBW: 1 MHz, VBW: 3 MHz, Sweep time: auto.

TR-4-E-009 Radiated Emission Test Result

Test Date:	2024-04-24	**Tested By**:	Juchang Du
EUT:	Senza Cloud Connector	**Model Number**:	SZC004
Test Mode:	11AC40 TX 5510MHz	**Power Supply**:	DC 5V
Condition:	Temp:23.5°C;Humi:59.7%	**Test Site**:	DDT 3# Chamber
File Path:	d:\ts\2024 report data\Q24021902-2E\FCC ABOVE 1G 5G\48		
Memo:	Sample Number:S24021902-002 Power Setting:38		

Test Graph

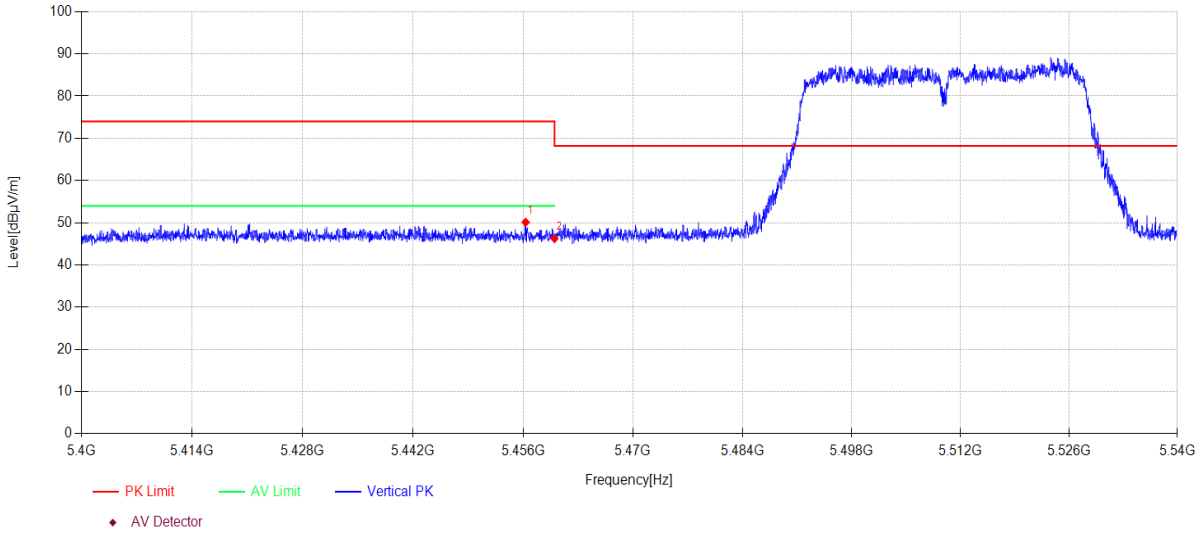

Data List										
N O.	**Freq. [MHz]**	**Reading [dBµV/m]**	**Antenna Factor [dB]**	**Cable loss [dB]**	**AMP [dB]**	**Level [dBµV/m]**	**Limit [dBµV/m]**	**Margin [dB]**	**Detector**	**Polarity**
1	5456.322	11.37	33.00	5.74	0.00	50.11	74.00	23.89	PK	Vertical
2	5460.000	7.52	33.00	5.74	0.00	46.26	68.20	21.94	PK	Vertical

Note:
1. Level = Reading + Cable loss + Antenna Factor + AMP
2. If Peak Result complies with AV limit, AV Result is deemed to comply with AV limit.
3. Test setup: RBW: 1 MHz, VBW: 3 MHz, Sweep time: auto.

TR-4-E-009 Radiated Emission Test Result

Test Date:	2024-04-24	**Tested By**:	Juchang Du
EUT:	Senza Cloud Connector	**Model Number**:	SZC004
Test Mode:	11N40 TX 5510MHz	**Power Supply**:	DC 5V
Condition:	Temp:23.5°C;Humi:59.7%	**Test Site**:	DDT 3# Chamber
File Path:	d:\ts\2024 report data\Q24021902-2E\FCC ABOVE 1G 5G\49		
Memo:	Sample Number:S24021902-002 Power Setting:38		

Test Graph

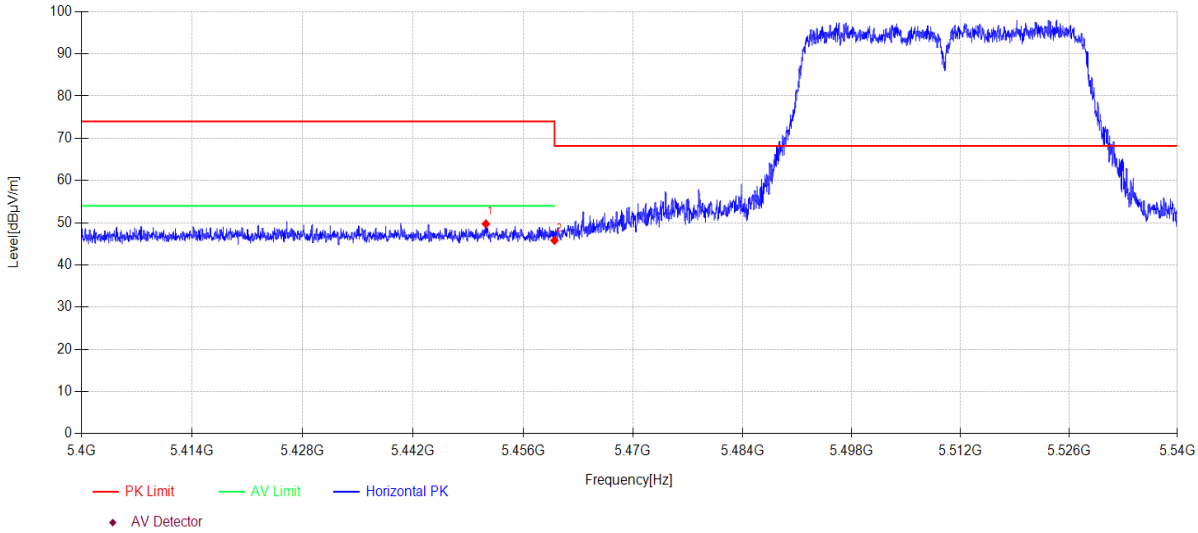

Data List										
N O.	**Freq. [MHz]**	**Reading [dBµV/m]**	**Antenna Factor [dB]**	**Cable loss [dB]**	**AMP [dB]**	**Level [dBµV/m]**	**Limit [dBµV/m]**	**Margin [dB]**	**Detector**	**Polarity**
1	5451.254	10.99	33.00	5.74	0.00	49.73	74.00	24.27	PK	Horizontal
2	5460.000	7.08	33.00	5.74	0.00	45.82	68.20	22.38	PK	Horizontal

Note:
1. Level = Reading + Cable loss + Antenna Factor + AMP
2. If Peak Result complies with AV limit, AV Result is deemed to comply with AV limit.
3. Test setup: RBW: 1 MHz, VBW: 3 MHz, Sweep time: auto.

TR-4-E-009 Radiated Emission Test Result

Test Date:	2024-04-24	**Tested By**:	Juchang Du
EUT:	Senza Cloud Connector	**Model Number**:	SZC004
Test Mode:	11N40 TX 5510MHz	**Power Supply**:	DC 5V
Condition:	Temp:23.5°C;Humi:59.7%	**Test Site**:	DDT 3# Chamber
File Path:	d:\ts\2024 report data\Q24021902-2E\FCC ABOVE 1G 5G\50		
Memo:	Sample Number:S24021902-002 Power Setting:38		

Test Graph

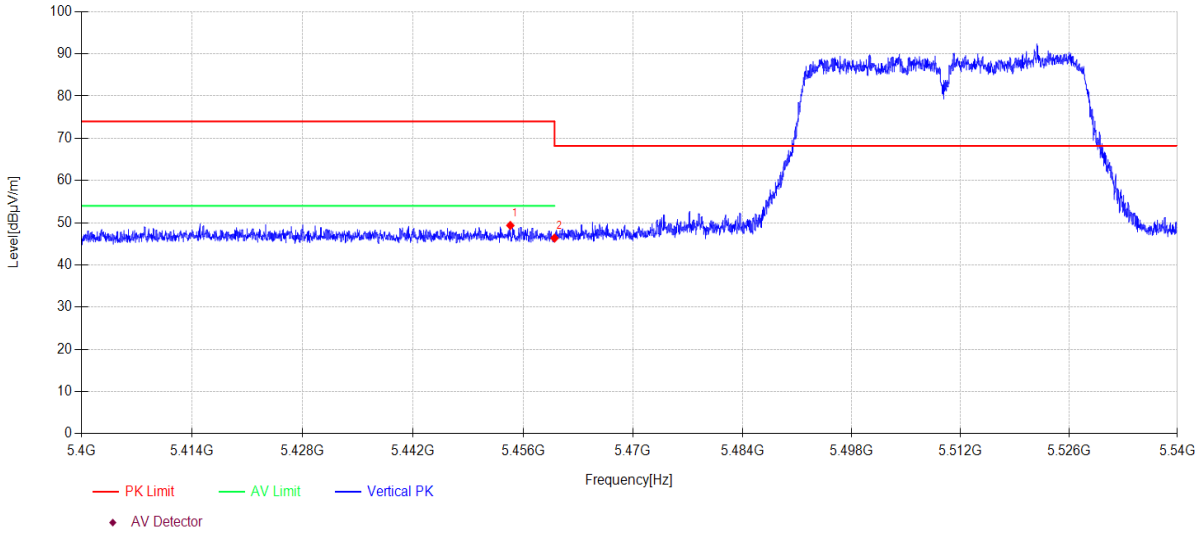

Data List										
N O.	**Freq. [MHz]**	**Reading [dBµV/m]**	**Antenna Factor [dB]**	**Cable loss [dB]**	**AMP [dB]**	**Level [dBµV/m]**	**Limit [dBµV/m]**	**Margin [dB]**	**Detector**	**Polarity**
1	5454.376	10.61	33.00	5.74	0.00	49.35	74.00	24.65	PK	Vertical
2	5460.000	7.62	33.00	5.74	0.00	46.36	68.20	21.84	PK	Vertical

Note:
1. Level = Reading + Cable loss + Antenna Factor + AMP
2. If Peak Result complies with AV limit, AV Result is deemed to comply with AV limit.
3. Test setup: RBW: 1 MHz, VBW: 3 MHz, Sweep time: auto.

TR-4-E-009 Radiated Emission Test Result

Test Date:	2024-04-24	**Tested By**:	Juchang Du
EUT:	Senza Cloud Connector	**Model Number**:	SZC004
Test Mode:	11AC80 TX 5530MHz	**Power Supply**:	DC 5V
Condition:	Temp:23.5°C;Humi:59.7%	**Test Site**:	DDT 3# Chamber
File Path:	d:\ts\2024 report data\Q24021902-2E\FCC ABOVE 1G 5G\51		
Memo:	Sample Number:S24021902-002 Power Setting:38		

Test Graph

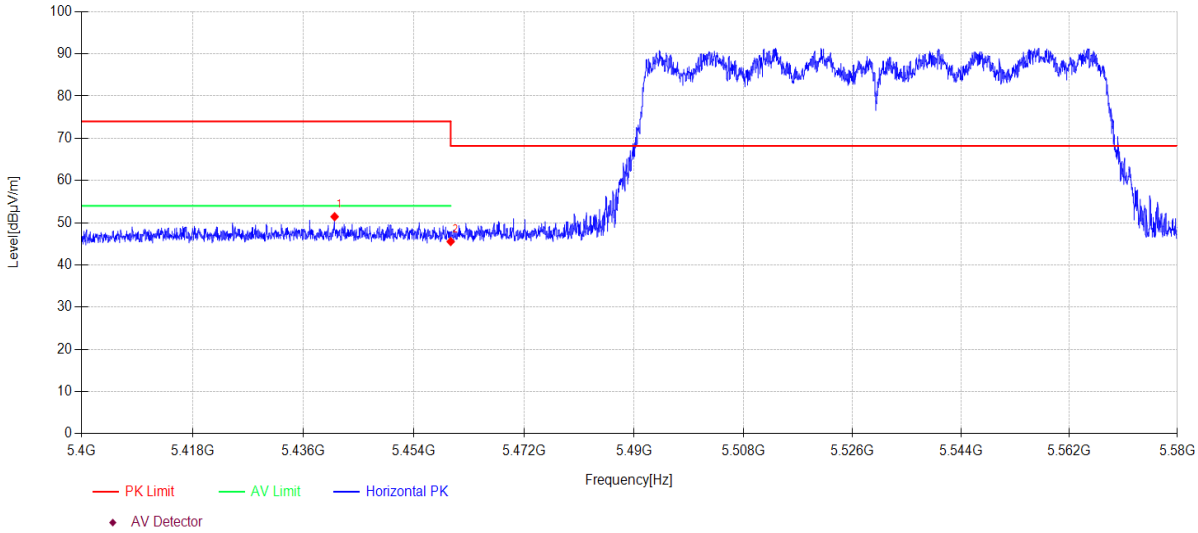

Data List										
N O.	**Freq. [MHz]**	**Reading [dBµV/m]**	**Antenna Factor [dB]**	**Cable loss [dB]**	**AMP [dB]**	**Level [dBµV/m]**	**Limit [dBµV/m]**	**Margin [dB]**	**Detector**	**Polarity**
1	5441.076	12.68	33.02	5.73	0.00	51.43	74.00	22.57	PK	Horizontal
2	5460.000	6.80	33.00	5.74	0.00	45.54	68.20	22.66	PK	Horizontal

Note:
1. Level = Reading + Cable loss + Antenna Factor + AMP
2. If Peak Result complies with AV limit, AV Result is deemed to comply with AV limit.
3. Test setup: RBW: 1 MHz, VBW: 3 MHz, Sweep time: auto.

TR-4-E-009 Radiated Emission Test Result

Test Date:	2024-04-24	**Tested By**:	Juchang Du
EUT:	Senza Cloud Connector	**Model Number**:	SZC004
Test Mode:	11AC80 TX 5530MHz	**Power Supply**:	DC 5V
Condition:	Temp:23.5°C;Humi:59.7%	**Test Site**:	DDT 3# Chamber
File Path:	d:\ts\2024 report data\Q24021902-2E\FCC ABOVE 1G 5G\52		
Memo:	Sample Number:S24021902-002 Power Setting:38		

Test Graph

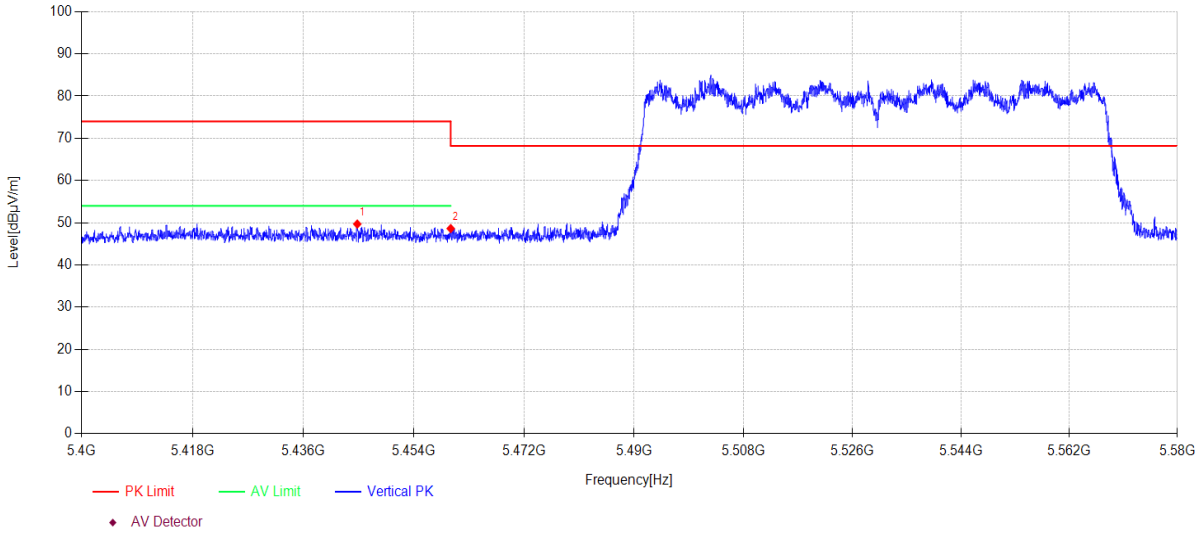

Data List										
N O.	**Freq. [MHz]**	**Reading [dBµV/m]**	**Antenna Factor [dB]**	**Cable loss [dB]**	**AMP [dB]**	**Level [dBµV/m]**	**Limit [dBµV/m]**	**Margin [dB]**	**Detector**	**Polarity**
1	5444.766	10.95	33.01	5.73	0.00	49.69	74.00	24.31	PK	Vertical
2	5460.000	9.88	33.00	5.74	0.00	48.62	68.20	19.58	PK	Vertical

Note:
1. Level = Reading + Cable loss + Antenna Factor + AMP
2. If Peak Result complies with AV limit, AV Result is deemed to comply with AV limit.
3. Test setup: RBW: 1 MHz, VBW: 3 MHz, Sweep time: auto.

TR-4-E-009 Radiated Emission Test Result

Test Date:	2024-04-24	**Tested By**:	Juchang Du
EUT:	Senza Cloud Connector	**Model Number**:	SZC004
Test Mode:	11AC80 TX 5610MHz	**Power Supply**:	DC 5V
Condition:	Temp:23.5°C;Humi:59.7%	**Test Site**:	DDT 3# Chamber
File Path:	d:\ts\2024 report data\Q24021902-2E\FCC ABOVE 1G 5G\53		
Memo:	Sample Number:S24021902-002 Power Setting:38		

Test Graph

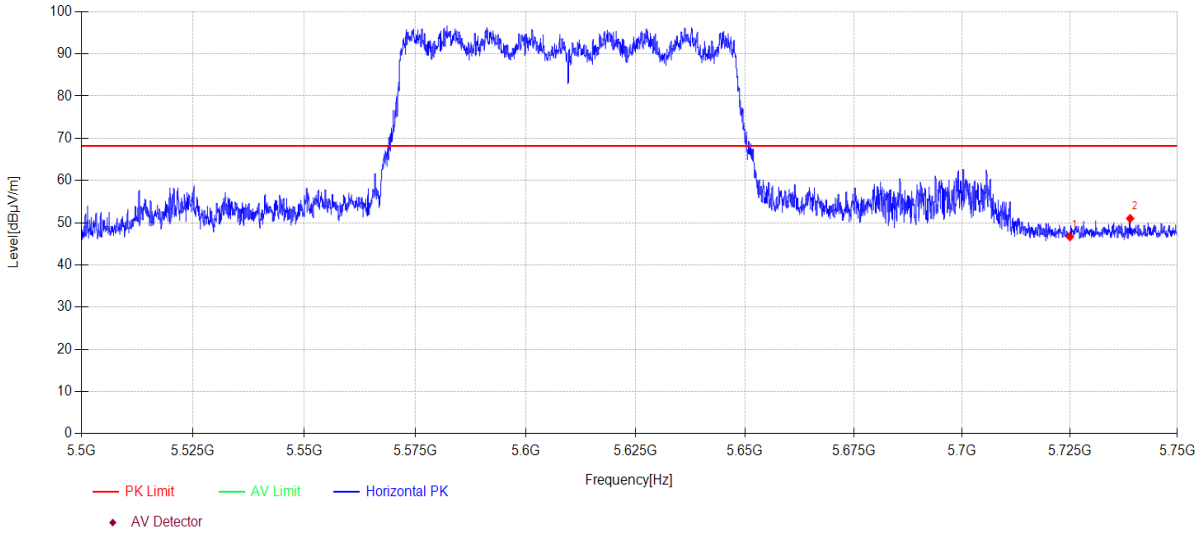

Data List

N O.	Freq. [MHz]	Reading [dBµV/m]	Antenna Factor [dB]	Cable loss [dB]	AMP [dB]	Level [dBµV/m]	Limit [dBµV/m]	Margin [dB]	Detector	Polarity
1	5725.000	7.06	33.75	5.87	0.00	46.68	68.20	21.52	PK	Horizontal
2	5739.000	11.29	33.83	5.88	0.00	51.00	68.20	17.20	PK	Horizontal

Note:
1. Level = Reading + Cable loss + Antenna Factor + AMP
2. If Peak Result complies with AV limit, AV Result is deemed to comply with AV limit.
3. Test setup: RBW: 1 MHz, VBW: 3 MHz, Sweep time: auto.

TR-4-E-009 Radiated Emission Test Result

Test Date:	2024-04-24	**Tested By**:	Juchang Du
EUT:	Senza Cloud Connector	**Model Number**:	SZC004
Test Mode:	11AC80 TX 5610MHz	**Power Supply**:	DC 5V
Condition:	Temp:23.5°C;Humi:59.7%	**Test Site**:	DDT 3# Chamber
File Path:	d:\ts\2024 report data\Q24021902-2E\FCC ABOVE 1G 5G\54		
Memo:	Sample Number:S24021902-002 Power Setting:38		

Test Graph

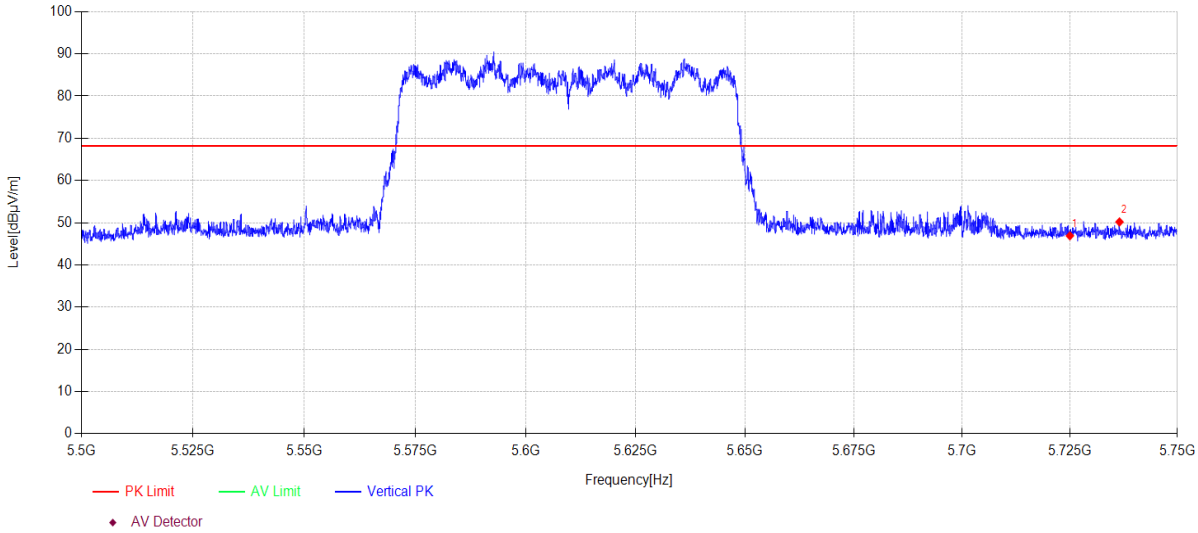

Data List

N O.	Freq. [MHz]	Reading [dBµV/m]	Antenna Factor [dB]	Cable loss [dB]	AMP [dB]	Level [dBµV/m]	Limit [dBµV/m]	Margin [dB]	Detector	Polarity
1	5725.000	7.28	33.75	5.87	0.00	46.90	68.20	21.30	PK	Vertical
2	5736.525	10.49	33.82	5.88	0.00	50.19	68.20	18.01	PK	Vertical

Note:
1. Level = Reading + Cable loss + Antenna Factor + AMP
2. If Peak Result complies with AV limit, AV Result is deemed to comply with AV limit.
3. Test setup: RBW: 1 MHz, VBW: 3 MHz, Sweep time: auto.

TR-4-E-009 Radiated Emission Test Result

Test Date:	2024-04-24	**Tested By**:	Juchang Du
EUT:	Senza Cloud Connector	**Model Number**:	SZC004
Test Mode:	11AC40 TX 5670MHz	**Power Supply**:	DC 5V
Condition:	Temp:23.5°C;Humi:59.7%	**Test Site**:	DDT 3# Chamber
File Path:	d:\ts\2024 report data\Q24021902-2E\FCC ABOVE 1G 5G\55		
Memo:	Sample Number:S24021902-002 Power Setting:38		

Test Graph

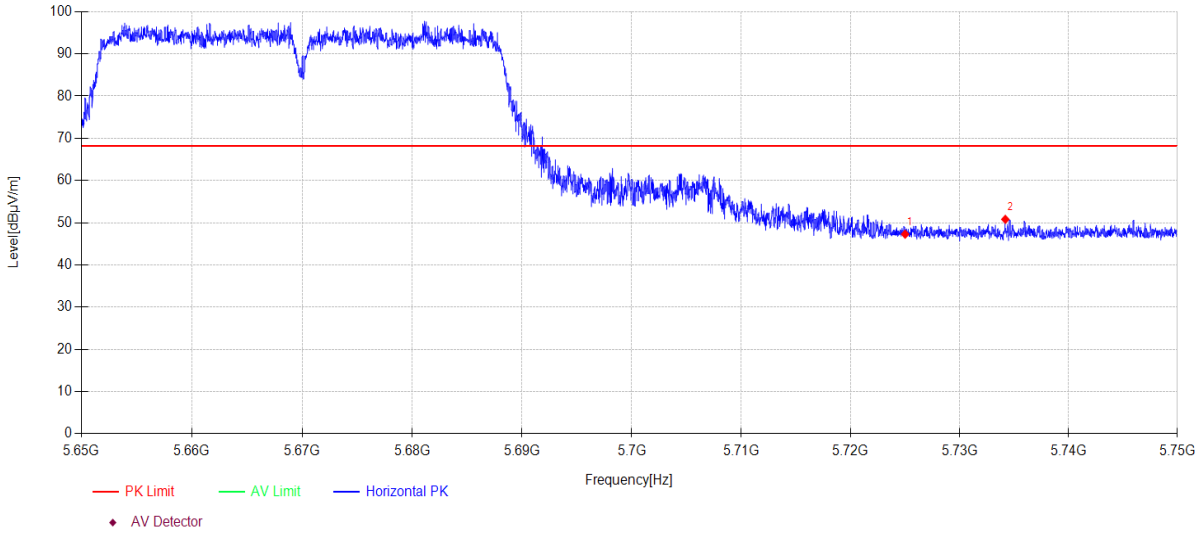

Data List										
NO.	**Freq. [MHz]**	**Reading [dBµV/m]**	**Antenna Factor [dB]**	**Cable loss [dB]**	**AMP [dB]**	**Level [dBµV/m]**	**Limit [dBµV/m]**	**Margin [dB]**	**Detector**	**Polarity**
1	5725.000	7.66	33.75	5.87	0.00	47.28	68.20	20.92	PK	Horizontal
2	5734.190	11.11	33.81	5.88	0.00	50.80	68.20	17.40	PK	Horizontal

Note:
1. Level = Reading + Cable loss + Antenna Factor + AMP
2. If Peak Result complies with AV limit, AV Result is deemed to comply with AV limit.
3. Test setup: RBW: 1 MHz, VBW: 3 MHz, Sweep time: auto.

TR-4-E-009 Radiated Emission Test Result

Test Date:	2024-04-24	**Tested By**:	Juchang Du
EUT:	Senza Cloud Connector	**Model Number**:	SZC004
Test Mode:	11AC40 TX 5670MHz	**Power Supply**:	DC 5V
Condition:	Temp:23.5°C;Humi:59.7%	**Test Site**:	DDT 3# Chamber
File Path:	d:\ts\2024 report data\Q24021902-2E\FCC ABOVE 1G 5G\56		
Memo:	Sample Number:S24021902-002 Power Setting:38		

Test Graph

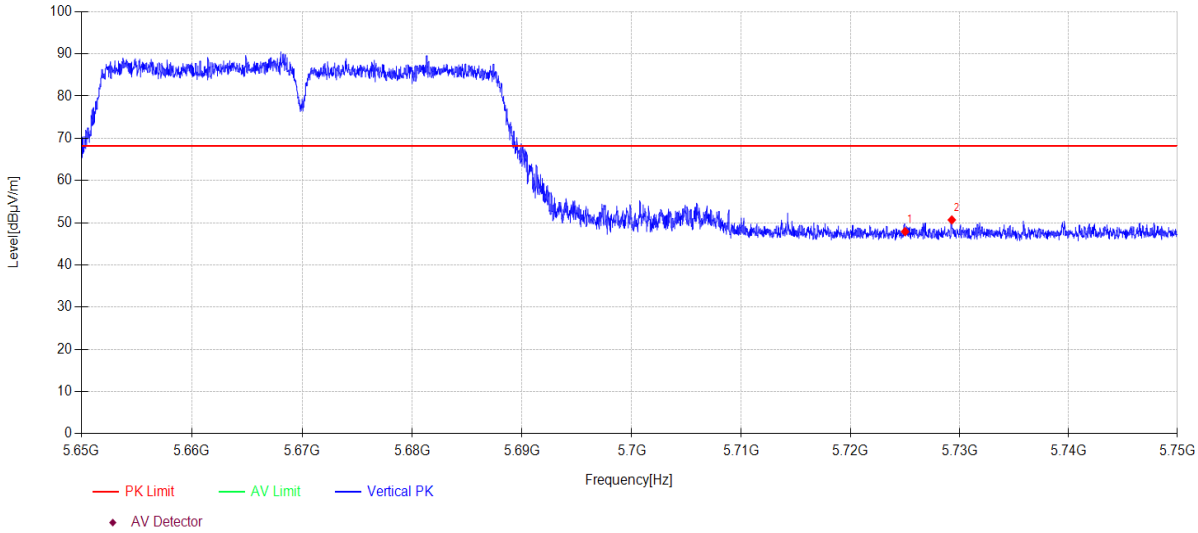

Data List										
N O.	**Freq. [MHz]**	**Reading [dBµV/m]**	**Antenna Factor [dB]**	**Cable loss [dB]**	**AMP [dB]**	**Level [dBµV/m]**	**Limit [dBµV/m]**	**Margin [dB]**	**Detector**	**Polarity**
1	5725.000	8.28	33.75	5.87	0.00	47.90	68.20	20.30	PK	Vertical
2	5729.280	11.01	33.78	5.87	0.00	50.66	68.20	17.54	PK	Vertical

Note:
1. Level = Reading + Cable loss + Antenna Factor + AMP
2. If Peak Result complies with AV limit, AV Result is deemed to comply with AV limit.
3. Test setup: RBW: 1 MHz, VBW: 3 MHz, Sweep time: auto.

TR-4-E-009 Radiated Emission Test Result

Test Date:	2024-04-24	**Tested By**:	Juchang Du
EUT:	Senza Cloud Connector	**Model Number**:	SZC004
Test Mode:	11N40 TX 5670MHz	**Power Supply**:	DC 5V
Condition:	Temp:23.5°C;Humi:59.7%	**Test Site**:	DDT 3# Chamber
File Path:	d:\ts\2024 report data\Q24021902-2E\FCC ABOVE 1G 5G\57		
Memo:	Sample Number:S24021902-002 Power Setting:38		

Test Graph

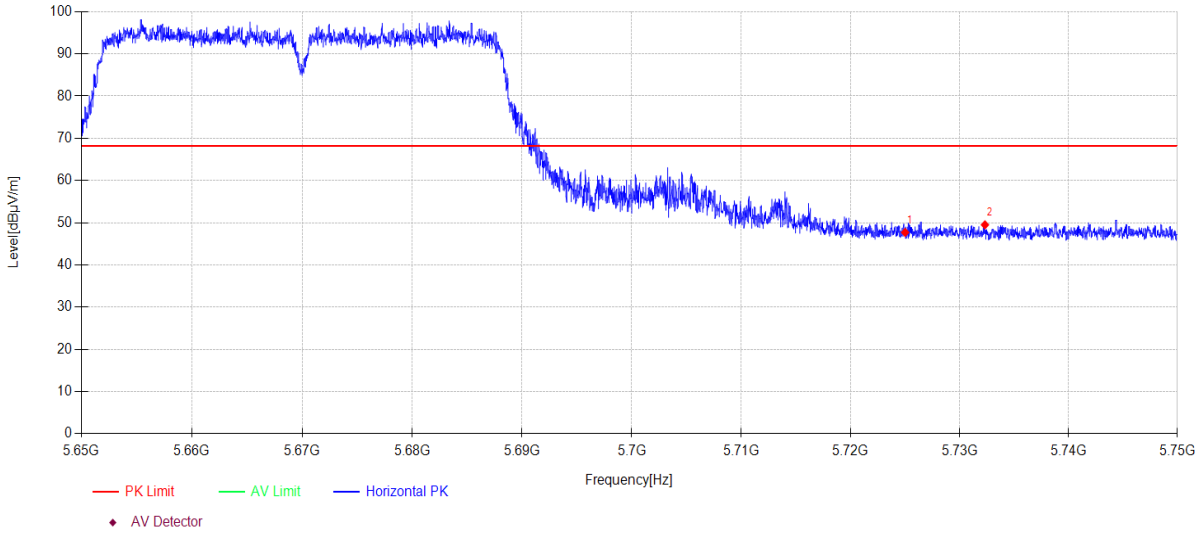

Data List										
NO.	**Freq. [MHz]**	**Reading [dBµV/m]**	**Antenna Factor [dB]**	**Cable loss [dB]**	**AMP [dB]**	**Level [dBµV/m]**	**Limit [dBµV/m]**	**Margin [dB]**	**Detector**	**Polarity**
1	5725.000	8.09	33.75	5.87	0.00	47.71	68.20	20.49	PK	Horizontal
2	5732.320	9.83	33.79	5.88	0.00	49.50	68.20	18.70	PK	Horizontal

Note:
1. Level = Reading + Cable loss + Antenna Factor + AMP
2. If Peak Result complies with AV limit, AV Result is deemed to comply with AV limit.
3. Test setup: RBW: 1 MHz, VBW: 3 MHz, Sweep time: auto.

TR-4-E-009 Radiated Emission Test Result

Test Date:	2024-04-24	**Tested By**:	Juchang Du
EUT:	Senza Cloud Connector	**Model Number**:	SZC004
Test Mode:	11N40 TX 5670MHz	**Power Supply**:	DC 5V
Condition:	Temp:23.5°C;Humi:59.7%	**Test Site**:	DDT 3# Chamber
File Path:	d:\ts\2024 report data\Q24021902-2E\FCC ABOVE 1G 5G\58		
Memo:	Sample Number:S24021902-002 Power Setting:38		

Test Graph

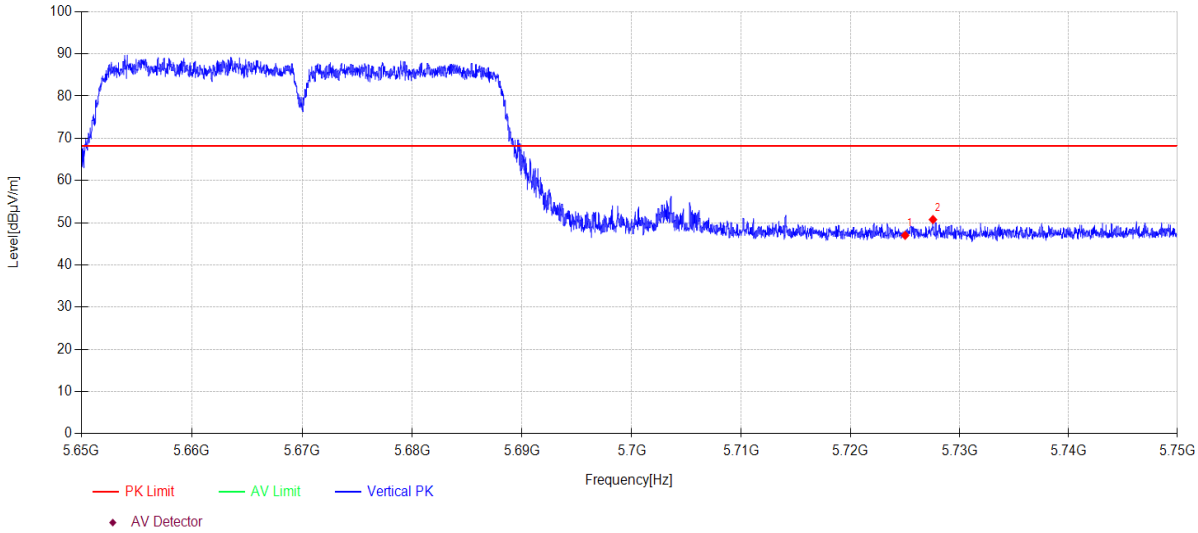

Data List										
N O.	**Freq. [MHz]**	**Reading [dBµV/m]**	**Antenna Factor [dB]**	**Cable loss [dB]**	**AMP [dB]**	**Level [dBµV/m]**	**Limit [dBµV/m]**	**Margin [dB]**	**Detector**	**Polarity**
1	5725.000	7.39	33.75	5.87	0.00	47.01	68.20	21.19	PK	Vertical
2	5727.550	11.11	33.77	5.87	0.00	50.75	68.20	17.45	PK	Vertical

Note:
1. Level = Reading + Cable loss + Antenna Factor + AMP
2. If Peak Result complies with AV limit, AV Result is deemed to comply with AV limit.
3. Test setup: RBW: 1 MHz, VBW: 3 MHz, Sweep time: auto.

TR-4-E-009 Radiated Emission Test Result

Test Date:	2024-04-24	**Tested By**:	Juchang Du
EUT:	Senza Cloud Connector	**Model Number**:	SZC004
Test Mode:	11N20 TX 5700MHz	**Power Supply**:	DC 5V
Condition:	Temp:23.5°C;Humi:59.7%	**Test Site**:	DDT 3# Chamber
File Path:	d:\ts\2024 report data\Q24021902-2E\FCC ABOVE 1G 5G\59		
Memo:	Sample Number:S24021902-002 Power Setting:38		

Test Graph

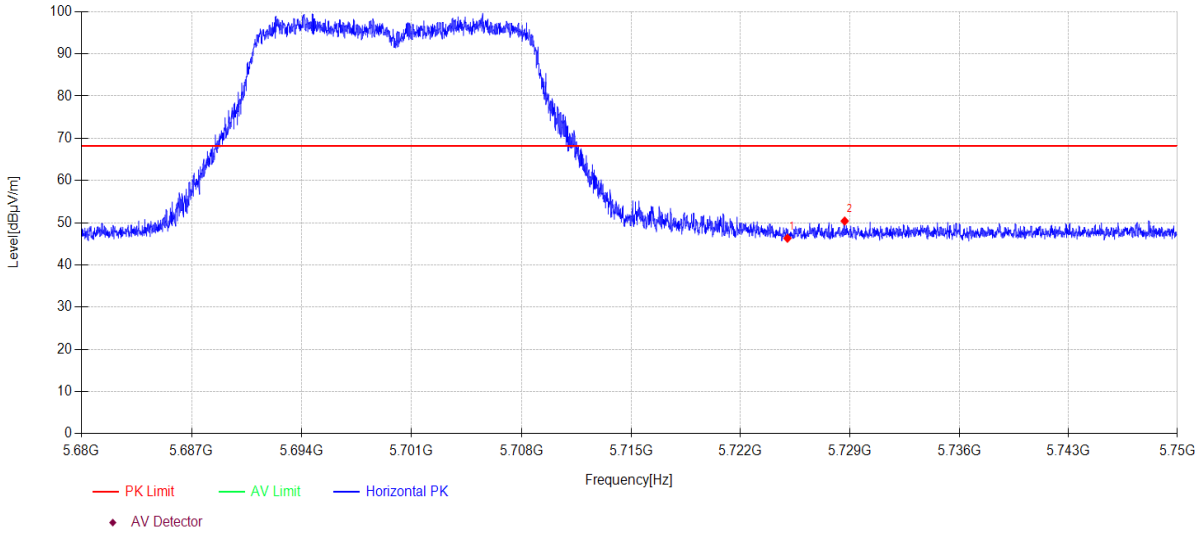

Data List										
N O.	**Freq. [MHz]**	**Reading [dBµV/m]**	**Antenna Factor [dB]**	**Cable loss [dB]**	**AMP [dB]**	**Level [dBµV/m]**	**Limit [dBµV/m]**	**Margin [dB]**	**Detector**	**Polarity**
1	5725.000	6.70	33.75	5.87	0.00	46.32	68.20	21.88	PK	Horizontal
2	5728.664	10.76	33.77	5.87	0.00	50.40	68.20	17.80	PK	Horizontal

Note:
1. Level = Reading + Cable loss + Antenna Factor + AMP
2. If Peak Result complies with AV limit, AV Result is deemed to comply with AV limit.
3. Test setup: RBW: 1 MHz, VBW: 3 MHz, Sweep time: auto.

TR-4-E-009 Radiated Emission Test Result

Test Date:	2024-04-24	**Tested By**:	Juchang Du
EUT:	Senza Cloud Connector	**Model Number**:	SZC004
Test Mode:	11N20 TX 5700MHz	**Power Supply**:	DC 5V
Condition:	Temp:23.5°C;Humi:59.7%	**Test Site**:	DDT 3# Chamber
File Path:	d:\ts\2024 report data\Q24021902-2E\FCC ABOVE 1G 5G\60		
Memo:	Sample Number:S24021902-002 Power Setting:38		

Test Graph

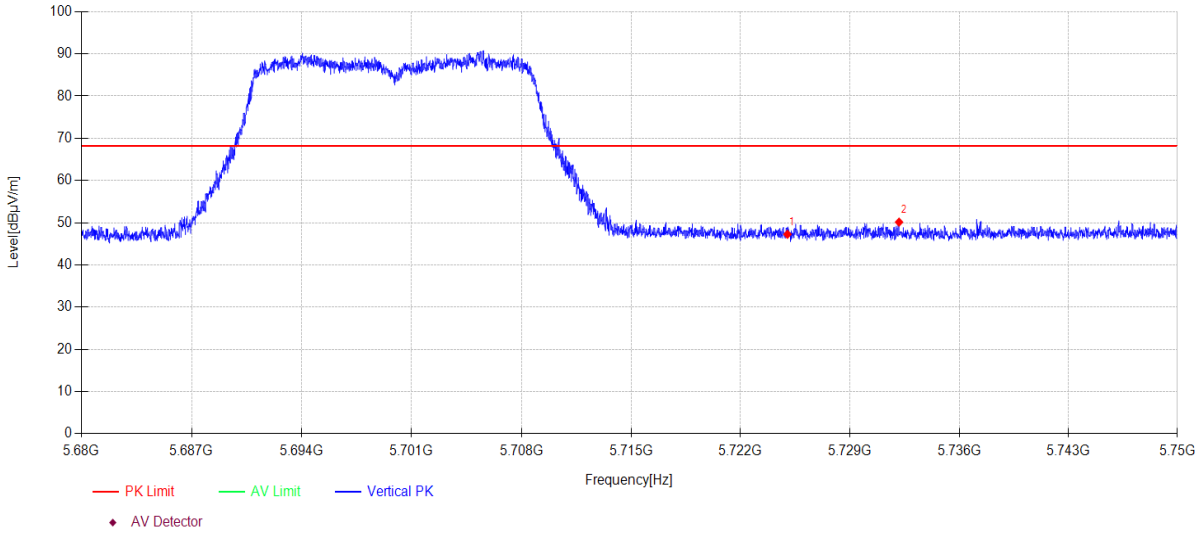

Data List										
NO.	**Freq. [MHz]**	**Reading [dBµV/m]**	**Antenna Factor [dB]**	**Cable loss [dB]**	**AMP [dB]**	**Level [dBµV/m]**	**Limit [dBµV/m]**	**Margin [dB]**	**Detector**	**Polarity**
1	5725.000	7.64	33.75	5.87	0.00	47.26	68.20	20.94	PK	Vertical
2	5732.143	10.47	33.79	5.88	0.00	50.14	68.20	18.06	PK	Vertical

Note:
1. Level = Reading + Cable loss + Antenna Factor + AMP
2. If Peak Result complies with AV limit, AV Result is deemed to comply with AV limit.
3. Test setup: RBW: 1 MHz, VBW: 3 MHz, Sweep time: auto.

TR-4-E-009 Radiated Emission Test Result

Test Date:	2024-04-24	**Tested By**:	Juchang Du
EUT:	Senza Cloud Connector	**Model Number**:	SZC004
Test Mode:	11AC20 TX 5700MHz	**Power Supply**:	DC 5V
Condition:	Temp:23.5°C;Humi:59.7%	**Test Site**:	DDT 3# Chamber
File Path:	d:\ts\2024 report data\Q24021902-2E\FCC ABOVE 1G 5G\61		
Memo:	Sample Number:S24021902-002 Power Setting:38		

Test Graph

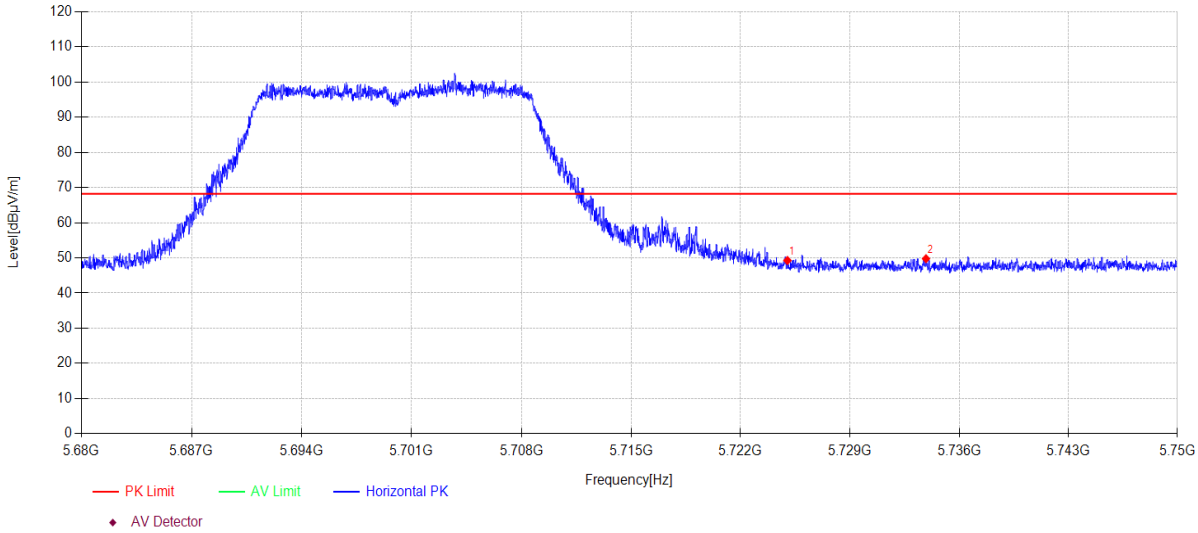

Data List										
N O.	**Freq. [MHz]**	**Reading [dBµV/m]**	**Antenna Factor [dB]**	**Cable loss [dB]**	**AMP [dB]**	**Level [dBµV/m]**	**Limit [dBµV/m]**	**Margin [dB]**	**Detector**	**Polarity**
1	5725.000	9.65	33.75	5.87	0.00	49.27	68.20	18.93	PK	Horizontal
2	5733.872	10.09	33.80	5.88	0.00	49.77	68.20	18.43	PK	Horizontal

Note:
1. Level = Reading + Cable loss + Antenna Factor + AMP
2. If Peak Result complies with AV limit, AV Result is deemed to comply with AV limit.
3. Test setup: RBW: 1 MHz, VBW: 3 MHz, Sweep time: auto.

TR-4-E-009 Radiated Emission Test Result

Test Date:	2024-04-24	**Tested By**:	Juchang Du
EUT:	Senza Cloud Connector	**Model Number**:	SZC004
Test Mode:	11AC20 TX 5700MHz	**Power Supply**:	DC 5V
Condition:	Temp:23.5°C;Humi:59.7%	**Test Site**:	DDT 3# Chamber
File Path:	d:\ts\2024 report data\Q24021902-2E\FCC ABOVE 1G 5G\62		
Memo:	Sample Number:S24021902-002 Power Setting:38		

Test Graph

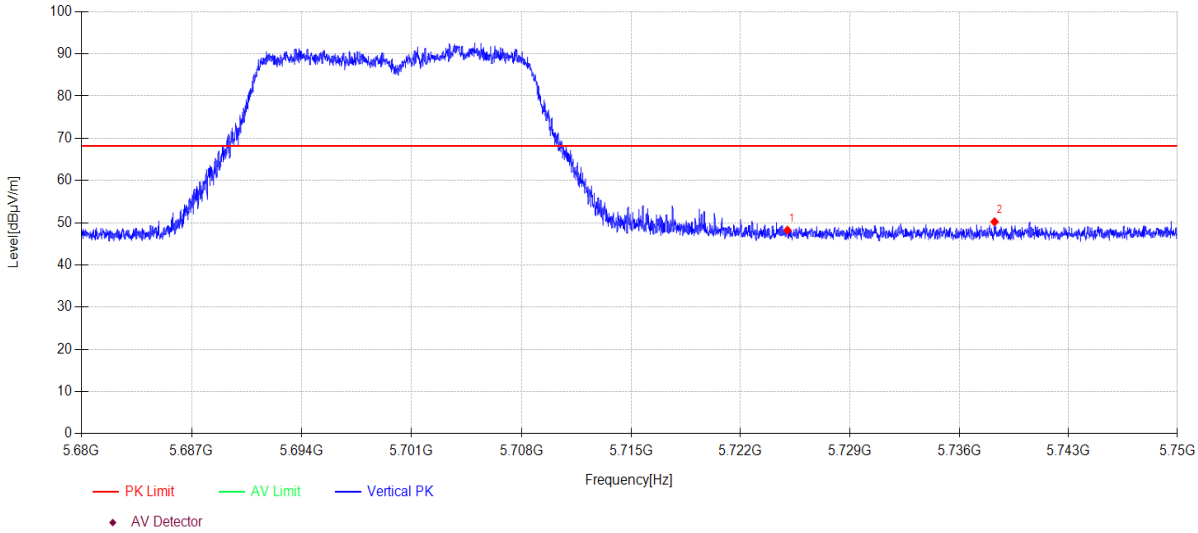

Data List										
N O.	**Freq. [MHz]**	**Reading [dBµV/m]**	**Antenna Factor [dB]**	**Cable loss [dB]**	**AMP [dB]**	**Level [dBµV/m]**	**Limit [dBµV/m]**	**Margin [dB]**	**Detector**	**Polarity**
1	5725.000	8.61	33.75	5.87	0.00	48.23	68.20	19.97	PK	Vertical
2	5738.268	10.50	33.83	5.88	0.00	50.21	68.20	17.99	PK	Vertical

Note:
1. Level = Reading + Cable loss + Antenna Factor + AMP
2. If Peak Result complies with AV limit, AV Result is deemed to comply with AV limit.
3. Test setup: RBW: 1 MHz, VBW: 3 MHz, Sweep time: auto.

TR-4-E-009 Radiated Emission Test Result

Test Date:	2024-04-29	**Tested By**:	Juchang Du
EUT:	Senza Cloud Connector	**Model Number**:	SZC004
Test Mode:	11AC20 TX 5720MHz	**Power Supply**:	DC 5V
Condition:	Temp:23.5°C;Humi:59.7%	**Test Site**:	DDT 3# Chamber
File Path:	d:\ts\2024 report data\Q24021902-2E\FCC ABOVE 1G 5G 5720\3		
Memo:	Sample Number:S24021902-002 Power Setting:38		

Test Graph

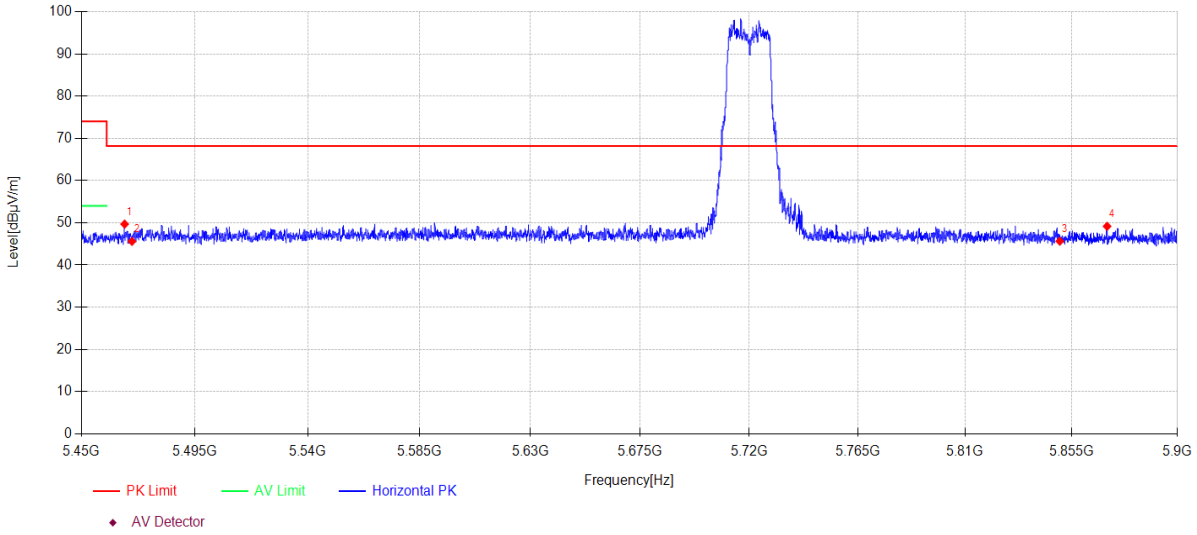

Data List

N O.	Freq. [MHz]	Reading [dBµV/m]	Antenna Factor [dB]	Cable loss [dB]	AMP [dB]	Level [dBµV/m]	Limit [dBµV/m]	Margin [dB]	Detector	Polarity
1	5467.100	10.93	33.00	5.74	0.00	49.67	68.20	18.53	PK	Horizontal
2	5470.000	6.83	33.00	5.75	0.00	45.58	68.20	22.62	PK	Horizontal
3	5850.000	5.68	34.00	5.94	0.00	45.62	68.20	22.58	PK	Horizontal
4	5870.075	9.16	34.04	5.95	0.00	49.15	68.20	19.05	PK	Horizontal

Note:
1. Level = Reading + Cable loss + Antenna Factor + AMP
2. If Peak Result complies with AV limit, AV Result is deemed to comply with AV limit.
3. Test setup: RBW: 1 MHz, VBW: 3 MHz, Sweep time: auto.

TR-4-E-009 Radiated Emission Test Result

Test Date:	2024-04-29	**Tested By**:	Juchang Du
EUT:	Senza Cloud Connector	**Model Number**:	SZC004
Test Mode:	11AC20 TX 5720MHz	**Power Supply**:	DC 5V
Condition:	Temp:23.5°C;Humi:59.7%	**Test Site**:	DDT 3# Chamber
File Path:	d:\ts\2024 report data\Q24021902-2E\FCC ABOVE 1G 5G 5720\4		
Memo:	Sample Number:S24021902-002 Power Setting:38		

Test Graph

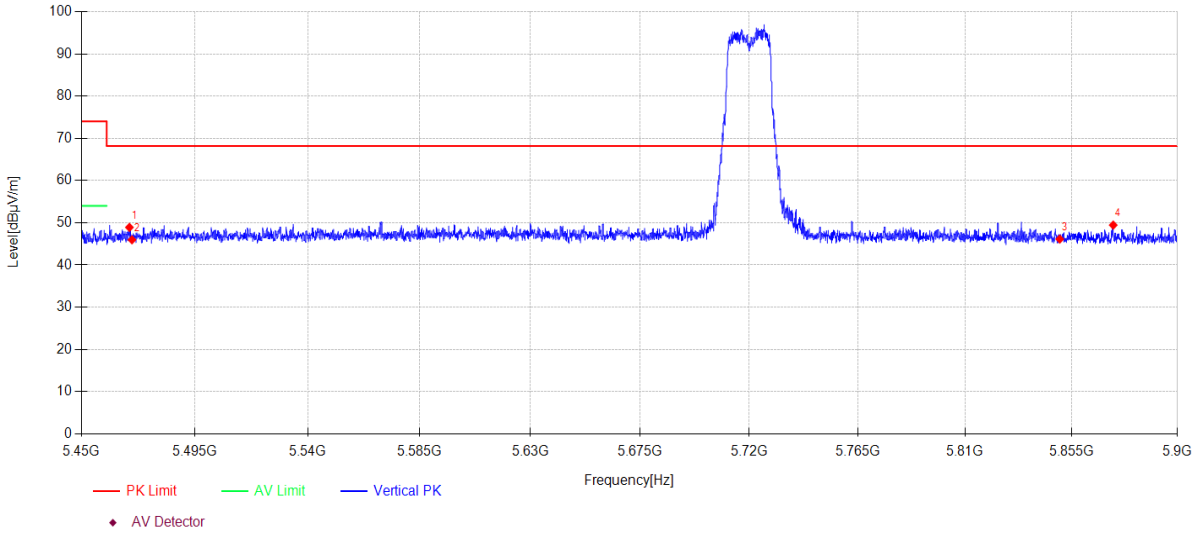

Data List

N O.	Freq. [MHz]	Reading [dBµV/m]	Antenna Factor [dB]	Cable loss [dB]	AMP [dB]	Level [dBµV/m]	Limit [dBµV/m]	Margin [dB]	Detector	Polarity
1	5468.990	10.16	33.00	5.74	0.00	48.90	68.20	19.30	PK	Vertical
2	5470.000	7.21	33.00	5.75	0.00	45.96	68.20	22.24	PK	Vertical
3	5850.000	6.18	34.00	5.94	0.00	46.12	68.20	22.08	PK	Vertical
4	5872.685	9.44	34.05	5.95	0.00	49.44	68.20	18.76	PK	Vertical

Note:
1. Level = Reading + Cable loss + Antenna Factor + AMP
2. If Peak Result complies with AV limit, AV Result is deemed to comply with AV limit.
3. Test setup: RBW: 1 MHz, VBW: 3 MHz, Sweep time: auto.

TR-4-E-009 Radiated Emission Test Result

Test Date:	2024-04-29	**Tested By**:	Juchang Du
EUT:	Senza Cloud Connector	**Model Number**:	SZC004
Test Mode:	11A TX 5720MHz	**Power Supply**:	DC 5V
Condition:	Temp:23.5°C;Humi:59.7%	**Test Site**:	DDT 3# Chamber
File Path:	d:\ts\2024 report data\Q24021902-2E\FCC ABOVE 1G 5G 5720\5		
Memo:	Sample Number:S24021902-002 Power Setting:38		

Test Graph

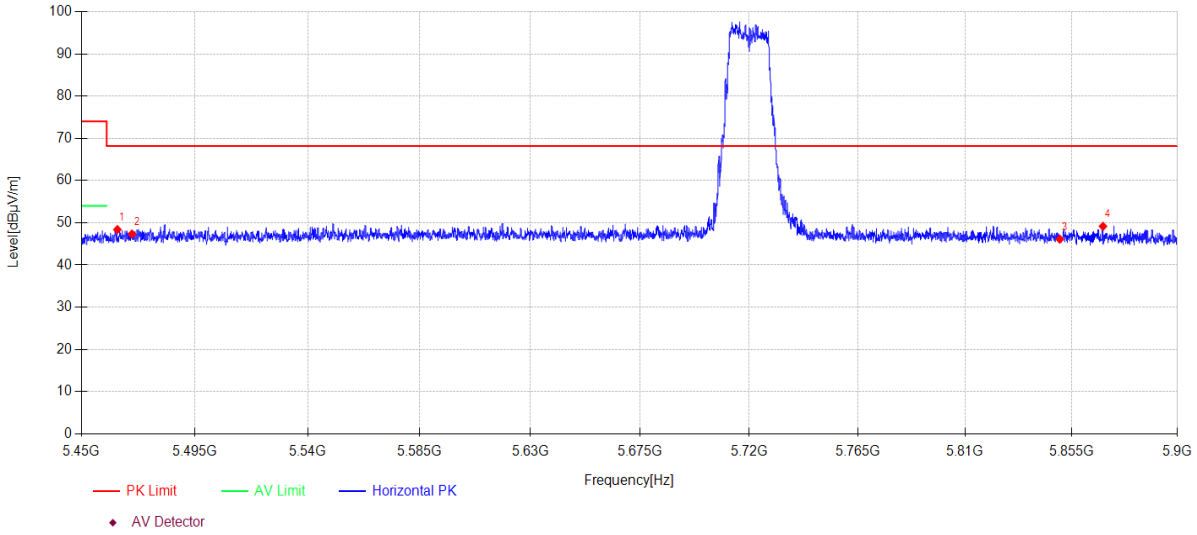

Data List

N O.	Freq. [MHz]	Reading [dBµV/m]	Antenna Factor [dB]	Cable loss [dB]	AMP [dB]	Level [dBµV/m]	Limit [dBµV/m]	Margin [dB]	Detector	Polarity
1	5464.220	9.64	33.00	5.74	0.00	48.38	68.20	19.82	PK	Horizontal
2	5470.000	8.58	33.00	5.75	0.00	47.33	68.20	20.87	PK	Horizontal
3	5850.000	6.17	34.00	5.94	0.00	46.11	68.20	22.09	PK	Horizontal
4	5868.320	9.17	34.04	5.94	0.00	49.15	68.20	19.05	PK	Horizontal

Note:
1. Level = Reading + Cable loss + Antenna Factor + AMP
2. If Peak Result complies with AV limit, AV Result is deemed to comply with AV limit.
3. Test setup: RBW: 1 MHz, VBW: 3 MHz, Sweep time: auto.

TR-4-E-009 Radiated Emission Test Result

Test Date:	2024-04-29	**Tested By**:	Juchang Du
EUT:	Senza Cloud Connector	**Model Number**:	SZC004
Test Mode:	11A TX 5720MHz	**Power Supply**:	DC 5V
Condition:	Temp:23.5°C;Humi:59.7%	**Test Site**:	DDT 3# Chamber
File Path:	d:\ts\2024 report data\Q24021902-2E\FCC ABOVE 1G 5G 5720\6		
Memo:	Sample Number:S24021902-002 Power Setting:38		

Test Graph

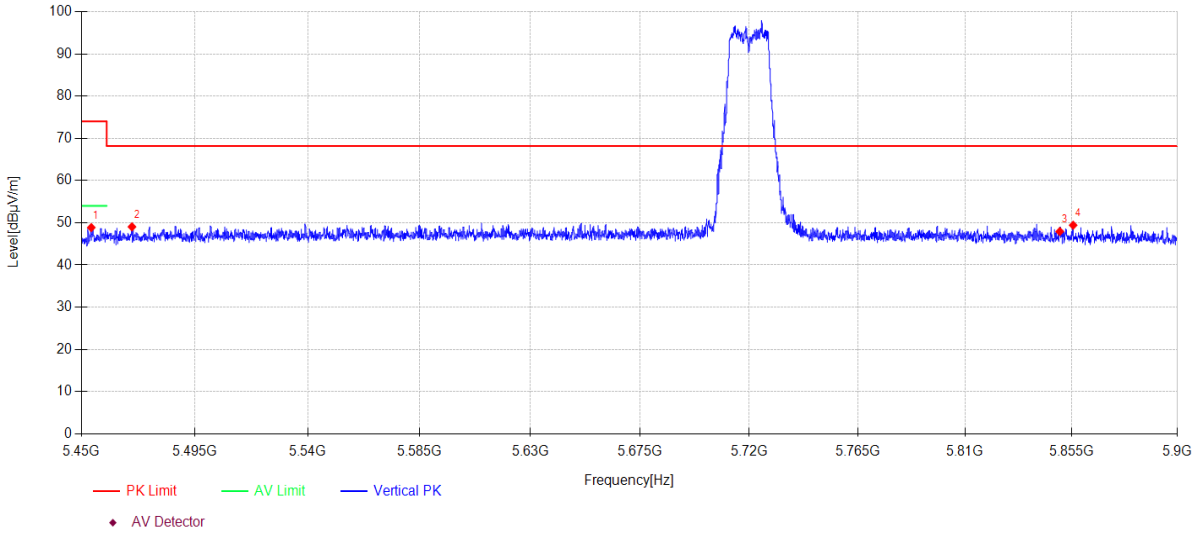

Data List

N O.	Freq. [MHz]	Reading [dBµV/m]	Antenna Factor [dB]	Cable loss [dB]	AMP [dB]	Level [dBµV/m]	Limit [dBµV/m]	Margin [dB]	Detector	Polarity
1	5453.915	10.11	33.00	5.74	0.00	48.85	74.00	25.15	PK	Vertical
2	5470.000	10.28	33.00	5.75	0.00	49.03	68.20	19.17	PK	Vertical
3	5850.000	7.98	34.00	5.94	0.00	47.92	68.20	20.28	PK	Vertical
4	5855.675	9.46	34.01	5.94	0.00	49.41	68.20	18.79	PK	Vertical

Note:
1. Level = Reading + Cable loss + Antenna Factor + AMP
2. If Peak Result complies with AV limit, AV Result is deemed to comply with AV limit.
3. Test setup: RBW: 1 MHz, VBW: 3 MHz, Sweep time: auto.

TR-4-E-009 Radiated Emission Test Result

Test Date:	2024-04-29	**Tested By**:	Juchang Du
EUT:	Senza Cloud Connector	**Model Number**:	SZC004
Test Mode:	11N20 TX 5720MHz	**Power Supply**:	DC 5V
Condition:	Temp:23.5°C;Humi:59.7%	**Test Site**:	DDT 3# Chamber
File Path:	d:\ts\2024 report data\Q24021902-2E\FCC ABOVE 1G 5G 5720\7		
Memo:	Sample Number:S24021902-002 Power Setting:38		

Test Graph

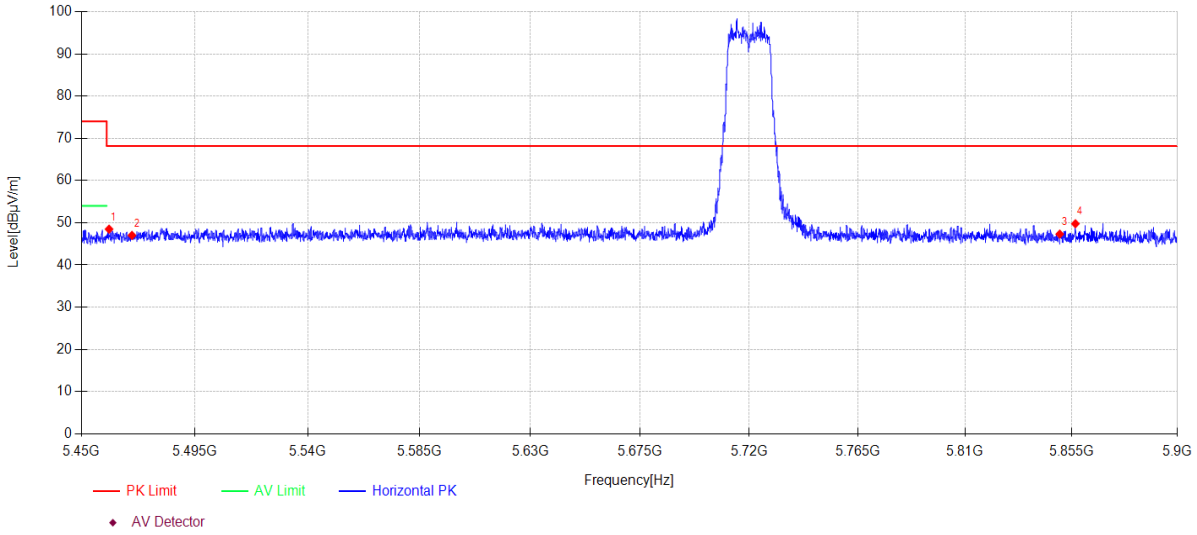

Data List

N O.	Freq. [MHz]	Reading [dBµV/m]	Antenna Factor [dB]	Cable loss [dB]	AMP [dB]	Level [dBµV/m]	Limit [dBµV/m]	Margin [dB]	Detector	Polarity
1	5460.935	9.74	33.00	5.74	0.00	48.48	68.20	19.72	PK	Horizontal
2	5470.000	8.26	33.00	5.75	0.00	47.01	68.20	21.19	PK	Horizontal
3	5850.000	7.36	34.00	5.94	0.00	47.30	68.20	20.90	PK	Horizontal
4	5856.620	9.81	34.01	5.94	0.00	49.76	68.20	18.44	PK	Horizontal

Note:
1. Level = Reading + Cable loss + Antenna Factor + AMP
2. If Peak Result complies with AV limit, AV Result is deemed to comply with AV limit.
3. Test setup: RBW: 1 MHz, VBW: 3 MHz, Sweep time: auto.

TR-4-E-009 Radiated Emission Test Result

Test Date:	2024-04-29	**Tested By**:	Juchang Du
EUT:	Senza Cloud Connector	**Model Number**:	SZC004
Test Mode:	11N20 TX 5720MHz	**Power Supply**:	DC 5V
Condition:	Temp:23.5°C;Humi:59.7%	**Test Site**:	DDT 3# Chamber
File Path:	d:\ts\2024 report data\Q24021902-2E\FCC ABOVE 1G 5G 5720\8		
Memo:	Sample Number:S24021902-002 Power Setting:38		

Test Graph

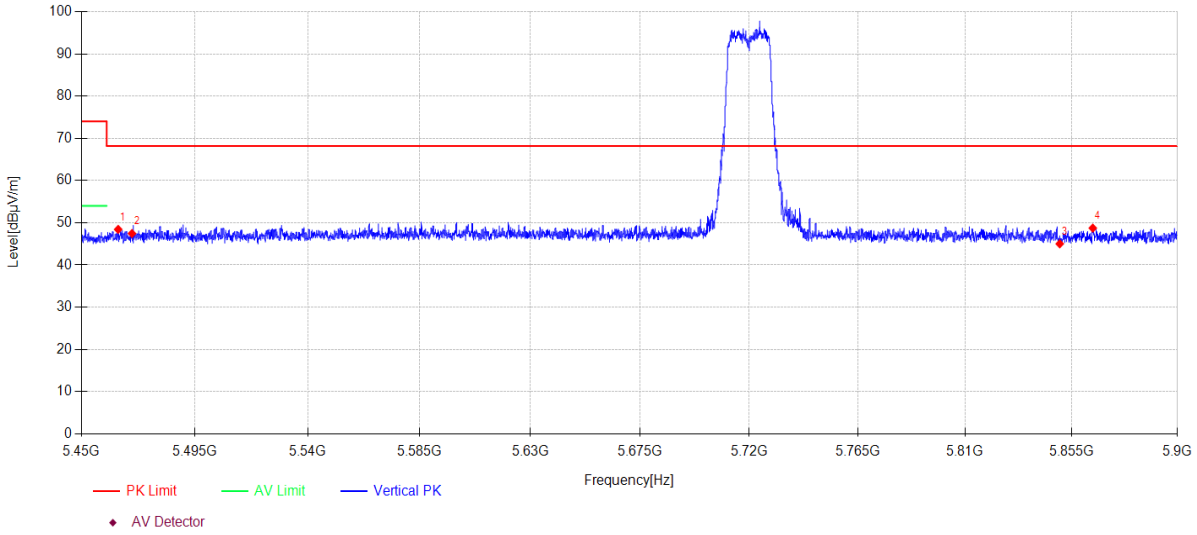

Data List

NO.	Freq. [MHz]	Reading [dBµV/m]	Antenna Factor [dB]	Cable loss [dB]	AMP [dB]	Level [dBµV/m]	Limit [dBµV/m]	Margin [dB]	Detector	Polarity
1	5464.535	9.68	33.00	5.74	0.00	48.42	68.20	19.78	PK	Vertical
2	5470.000	8.69	33.00	5.75	0.00	47.44	68.20	20.76	PK	Vertical
3	5850.000	5.07	34.00	5.94	0.00	45.01	68.20	23.19	PK	Vertical
4	5864.000	8.76	34.03	5.94	0.00	48.73	68.20	19.47	PK	Vertical

Note:
1. Level = Reading + Cable loss + Antenna Factor + AMP
2. If Peak Result complies with AV limit, AV Result is deemed to comply with AV limit.
3. Test setup: RBW: 1 MHz, VBW: 3 MHz, Sweep time: auto.

TR-4-E-009 Radiated Emission Test Result

Test Date:	2024-04-29	**Tested By**:	Juchang Du
EUT:	Senza Cloud Connector	**Model Number**:	SZC004
Test Mode:	11N40 TX 5710MHz	**Power Supply**:	DC 5V
Condition:	Temp:23.5°C;Humi:59.7%	**Test Site**:	DDT 3# Chamber
File Path:	d:\ts\2024 report data\Q24021902-2E\FCC ABOVE 1G 5G 5720\9		
Memo:	Sample Number:S24021902-002 Power Setting:38		

Test Graph

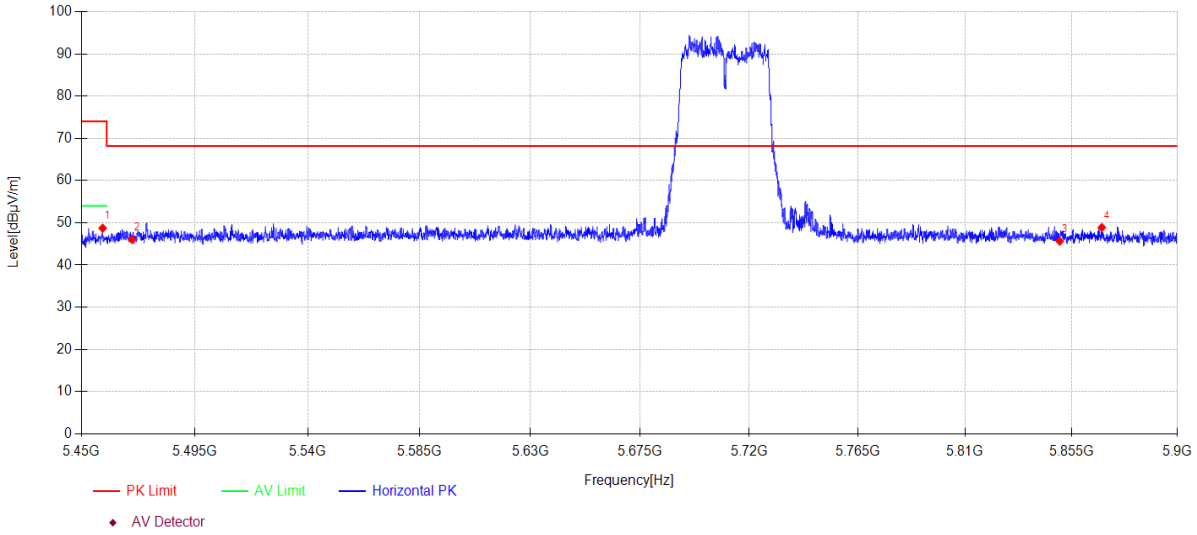

Data List

N O.	Freq. [MHz]	Reading [dBµV/m]	Antenna Factor [dB]	Cable loss [dB]	AMP [dB]	Level [dBµV/m]	Limit [dBµV/m]	Margin [dB]	Detector	Polarity
1	5458.415	9.96	33.00	5.74	0.00	48.70	74.00	25.30	PK	Horizontal
2	5470.000	7.27	33.00	5.75	0.00	46.02	68.20	22.18	PK	Horizontal
3	5850.000	5.68	34.00	5.94	0.00	45.62	68.20	22.58	PK	Horizontal
4	5867.825	8.88	34.04	5.94	0.00	48.86	68.20	19.34	PK	Horizontal

Note:
1. Level = Reading + Cable loss + Antenna Factor + AMP
2. If Peak Result complies with AV limit, AV Result is deemed to comply with AV limit.
3. Test setup: RBW: 1 MHz, VBW: 3 MHz, Sweep time: auto.

TR-4-E-009 Radiated Emission Test Result

Test Date:	2024-04-29	**Tested By**:	Juchang Du
EUT:	Senza Cloud Connector	**Model Number**:	SZC004
Test Mode:	11N40 TX 5710MHz	**Power Supply**:	DC 5V
Condition:	Temp:23.5°C;Humi:59.7%	**Test Site**:	DDT 3# Chamber
File Path:	d:\ts\2024 report data\Q24021902-2E\FCC ABOVE 1G 5G 5720\10		
Memo:	Sample Number:S24021902-002 Power Setting:38		

Test Graph

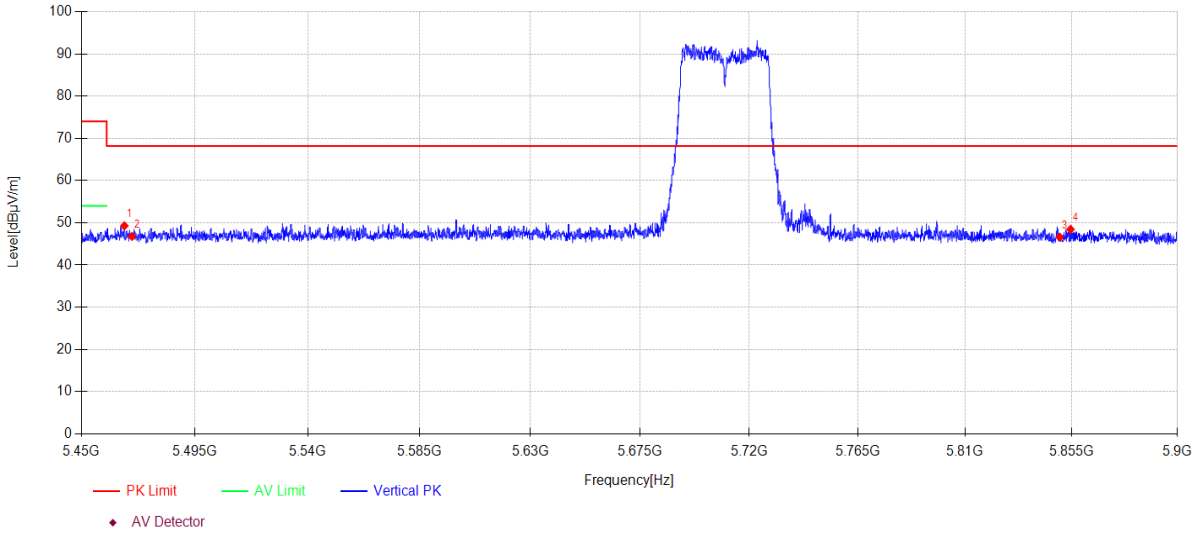

Data List

N O.	Freq. [MHz]	Reading [dBµV/m]	Antenna Factor [dB]	Cable loss [dB]	AMP [dB]	Level [dBµV/m]	Limit [dBµV/m]	Margin [dB]	Detector	Polarity
1	5467.010	10.53	33.00	5.74	0.00	49.27	68.20	18.93	PK	Vertical
2	5470.000	8.01	33.00	5.75	0.00	46.76	68.20	21.44	PK	Vertical
3	5850.000	6.65	34.00	5.94	0.00	46.59	68.20	21.61	PK	Vertical
4	5854.550	8.48	34.01	5.94	0.00	48.43	68.20	19.77	PK	Vertical

Note:
1. Level = Reading + Cable loss + Antenna Factor + AMP
2. If Peak Result complies with AV limit, AV Result is deemed to comply with AV limit.
3. Test setup: RBW: 1 MHz, VBW: 3 MHz, Sweep time: auto.

TR-4-E-009 Radiated Emission Test Result

Test Date:	2024-04-29	**Tested By**:	Juchang Du
EUT:	Senza Cloud Connector	**Model Number**:	SZC004
Test Mode:	11AC40 TX 5710MHz	**Power Supply**:	DC 5V
Condition:	Temp:23.5°C;Humi:59.7%	**Test Site**:	DDT 3# Chamber
File Path:	d:\ts\2024 report data\Q24021902-2E\FCC ABOVE 1G 5G 5720\11		
Memo:	Sample Number:S24021902-002 Power Setting:38		

Test Graph

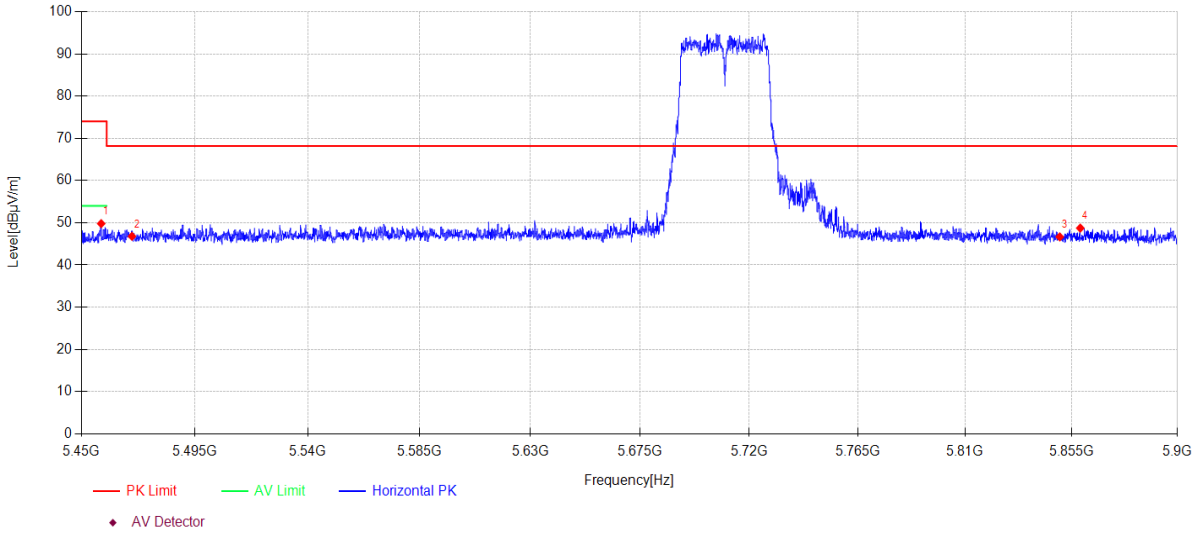

Data List										
N O.	**Freq. [MHz]**	**Reading [dBµV/m]**	**Antenna Factor [dB]**	**Cable loss [dB]**	**AMP [dB]**	**Level [dBµV/m]**	**Limit [dBµV/m]**	**Margin [dB]**	**Detector**	**Polarity**
1	5457.830	11.05	33.00	5.74	0.00	49.79	74.00	24.21	PK	Horizontal
2	5470.000	8.04	33.00	5.75	0.00	46.79	68.20	21.41	PK	Horizontal
3	5850.000	6.71	34.00	5.94	0.00	46.65	68.20	21.55	PK	Horizontal
4	5858.690	8.77	34.02	5.94	0.00	48.73	68.20	19.47	PK	Horizontal

Note:
1. Level = Reading + Cable loss + Antenna Factor + AMP
2. If Peak Result complies with AV limit, AV Result is deemed to comply with AV limit.
3. Test setup: RBW: 1 MHz, VBW: 3 MHz, Sweep time: auto.

TR-4-E-009 Radiated Emission Test Result

Test Date:	2024-04-29	**Tested By**:	Juchang Du
EUT:	Senza Cloud Connector	**Model Number**:	SZC004
Test Mode:	11AC40 TX 5710MHz	**Power Supply**:	DC 5V
Condition:	Temp:23.5°C;Humi:59.7%	**Test Site**:	DDT 3# Chamber
File Path:	d:\ts\2024 report data\Q24021902-2E\FCC ABOVE 1G 5G 5720\12		
Memo:	Sample Number:S24021902-002 Power Setting:38		

Test Graph

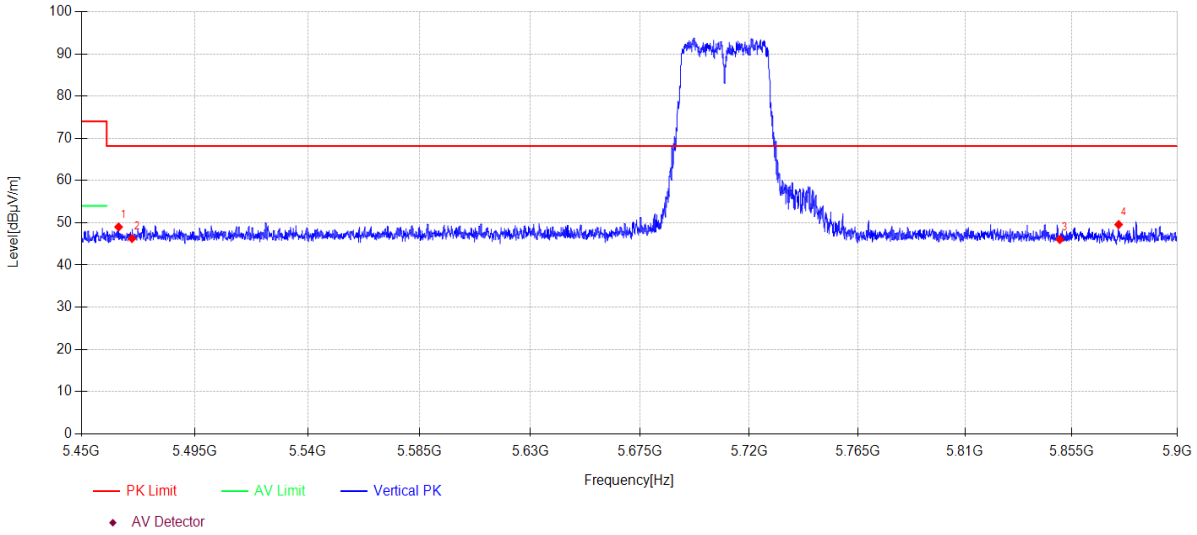

Data List

N O.	Freq. [MHz]	Reading [dBµV/m]	Antenna Factor [dB]	Cable loss [dB]	AMP [dB]	Level [dBµV/m]	Limit [dBµV/m]	Margin [dB]	Detector	Polarity
1	5464.715	10.25	33.00	5.74	0.00	48.99	68.20	19.21	PK	Vertical
2	5470.000	7.51	33.00	5.75	0.00	46.26	68.20	21.94	PK	Vertical
3	5850.000	6.08	34.00	5.94	0.00	46.02	68.20	22.18	PK	Vertical
4	5874.980	9.56	34.05	5.95	0.00	49.56	68.20	18.64	PK	Vertical

Note:
1. Level = Reading + Cable loss + Antenna Factor + AMP
2. If Peak Result complies with AV limit, AV Result is deemed to comply with AV limit.
3. Test setup: RBW: 1 MHz, VBW: 3 MHz, Sweep time: auto.

TR-4-E-009 Radiated Emission Test Result

Test Date:	2024-04-29	**Tested By**:	Juchang Du
EUT:	Senza Cloud Connector	**Model Number**:	SZC004
Test Mode:	11AC80 TX 5690MHz	**Power Supply**:	DC 5V
Condition:	Temp:23.5°C;Humi:59.7%	**Test Site**:	DDT 3# Chamber
File Path:	d:\ts\2024 report data\Q24021902-2E\FCC ABOVE 1G 5G 5720\13		
Memo:	Sample Number:S24021902-002 Power Setting:38		

Test Graph

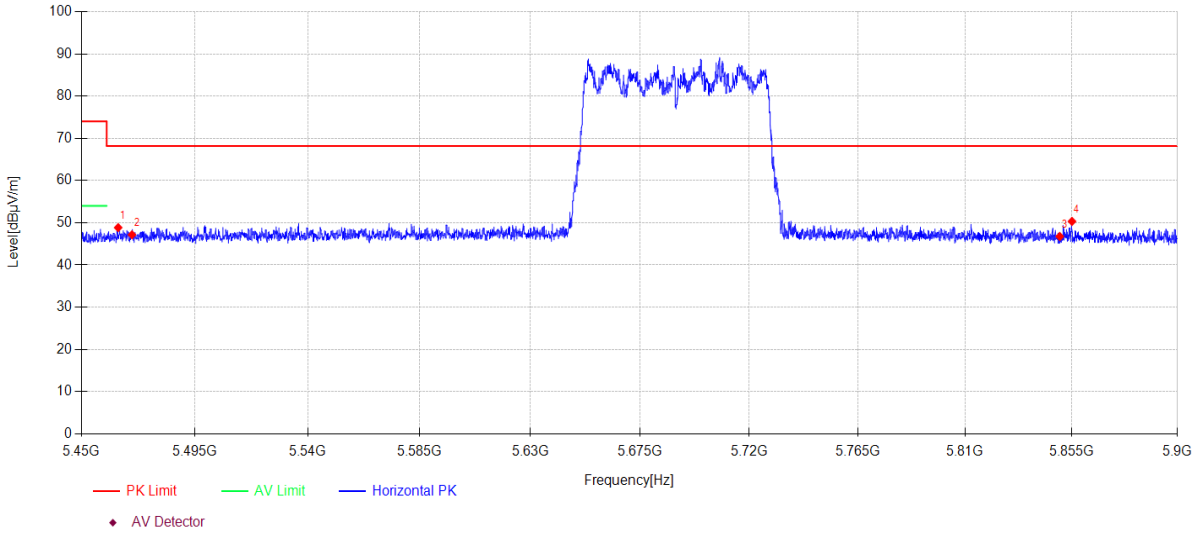

Data List

NO.	Freq. [MHz]	Reading [dBµV/m]	Antenna Factor [dB]	Cable loss [dB]	AMP [dB]	Level [dBµV/m]	Limit [dBµV/m]	Margin [dB]	Detector	Polarity
1	5464.535	10.10	33.00	5.74	0.00	48.84	68.20	19.36	PK	Horizontal
2	5470.000	8.40	33.00	5.75	0.00	47.15	68.20	21.05	PK	Horizontal
3	5850.000	6.81	34.00	5.94	0.00	46.75	68.20	21.45	PK	Horizontal
4	5855.180	10.37	34.01	5.94	0.00	50.32	68.20	17.88	PK	Horizontal

Note:
1. Level = Reading + Cable loss + Antenna Factor + AMP
2. If Peak Result complies with AV limit, AV Result is deemed to comply with AV limit.
3. Test setup: RBW: 1 MHz, VBW: 3 MHz, Sweep time: auto.

TR-4-E-009 Radiated Emission Test Result

Test Date:	2024-04-29	**Tested By**:	Juchang Du
EUT:	Senza Cloud Connector	**Model Number**:	SZC004
Test Mode:	11AC80 TX 5690MHz	**Power Supply**:	DC 5V
Condition:	Temp:23.5°C;Humi:59.7%	**Test Site**:	DDT 3# Chamber
File Path:	d:\ts\2024 report data\Q24021902-2E\FCC ABOVE 1G 5G 5720\14		
Memo:	Sample Number:S24021902-002 Power Setting:38		

Test Graph

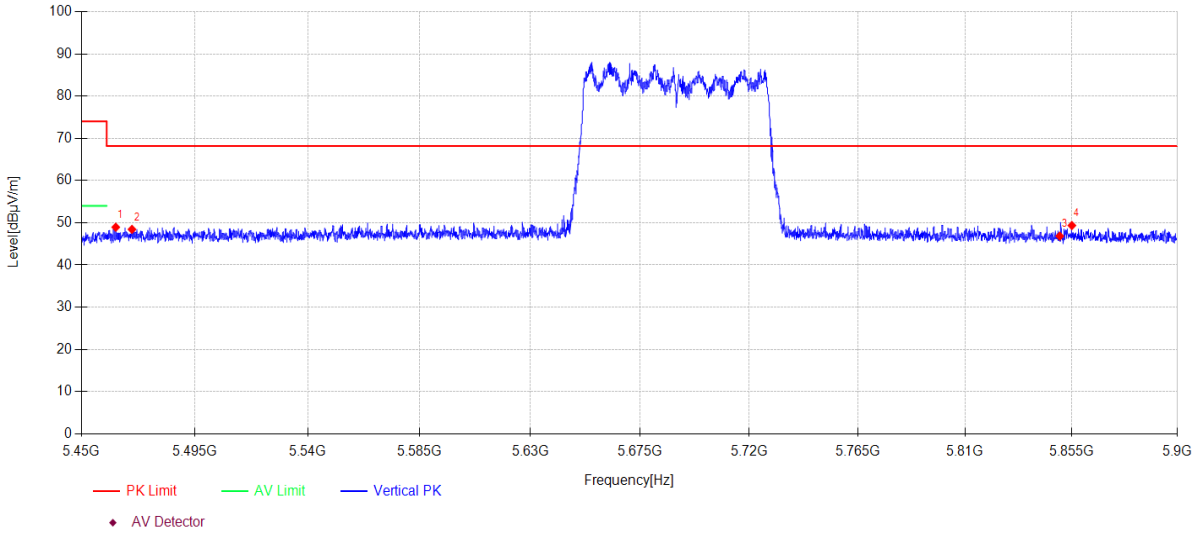

Data List

NO.	Freq. [MHz]	Reading [dBµV/m]	Antenna Factor [dB]	Cable loss [dB]	AMP [dB]	Level [dBµV/m]	Limit [dBµV/m]	Margin [dB]	Detector	Polarity
1	5463.590	10.20	33.00	5.74	0.00	48.94	68.20	19.26	PK	Vertical
2	5470.000	9.68	33.00	5.75	0.00	48.43	68.20	19.77	PK	Vertical
3	5850.000	6.89	34.00	5.94	0.00	46.83	68.20	21.37	PK	Vertical
4	5855.135	9.39	34.01	5.94	0.00	49.34	68.20	18.86	PK	Vertical

Note:
1. Level = Reading + Cable loss + Antenna Factor + AMP
2. If Peak Result complies with AV limit, AV Result is deemed to comply with AV limit.
3. Test setup: RBW: 1 MHz, VBW: 3 MHz, Sweep time: auto.

TR-4-E-009 Radiated Emission Test Result

Test Date:	2024-04-24	**Tested By**:	Juchang Du
EUT:	Senza Cloud Connector	**Model Number**:	SZC004
Test Mode:	11AC20 TX 5745MHz	**Power Supply**:	DC 5V
Condition:	Temp:23.5°C;Humi:59.7%	**Test Site**:	DDT 3# Chamber
File Path:	d:\ts\2024 report data\Q24021902-2E\FCC ABOVE 1G 5.8G\7		
Memo:	Sample Number:S24021902-002 Power Setting:38		

Test Graph

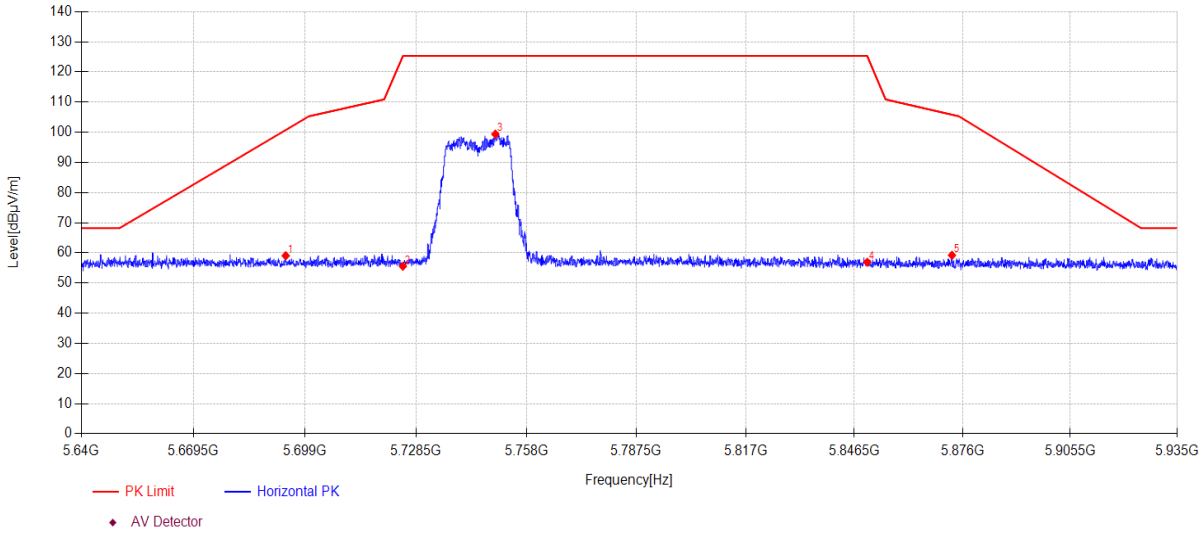

Data List										
N O.	**Freq. [MHz]**	**Reading [dBµV/m]**	**Antenna Factor [dB]**	**Cable loss [dB]**	**AMP [dB]**	**Level [dBµV/m]**	**Limit [dBµV/m]**	**Margin [dB]**	**Detector**	**Polarity**
1	5693.867	19.61	33.58	5.86	0.00	59.05	100.75	41.70	PK	Horizontal
2	5725.000	15.95	33.75	5.87	0.00	55.57	125.30	69.73	PK	Horizontal
3	5749.681	59.61	33.90	5.88	0.00	99.39	125.30	25.91	PK	Horizontal
4	5850.000	16.96	34.00	5.94	0.00	56.90	125.27	68.37	PK	Horizontal
5	5873.109	19.21	34.05	5.95	0.00	59.21	105.83	46.62	PK	Horizontal

Note:
1. Level = Reading + Cable loss + Antenna Factor + AMP
2. If Peak Result complies with AV limit, AV Result is deemed to comply with AV limit.
3. Test setup: RBW: 1 MHz, VBW: 3 MHz, Sweep time: auto.

TR-4-E-009 Radiated Emission Test Result

Test Date:	2024-04-24	**Tested By**:	Juchang Du
EUT:	Senza Cloud Connector	**Model Number**:	SZC004
Test Mode:	11AC20 TX 5745MHz	**Power Supply**:	DC 5V
Condition:	Temp:23.5°C;Humi:59.7%	**Test Site**:	DDT 3# Chamber
File Path:	d:\ts\2024 report data\Q24021902-2E\FCC ABOVE 1G 5.8G\8		
Memo:	Sample Number:S24021902-002 Power Setting:38		

Test Graph

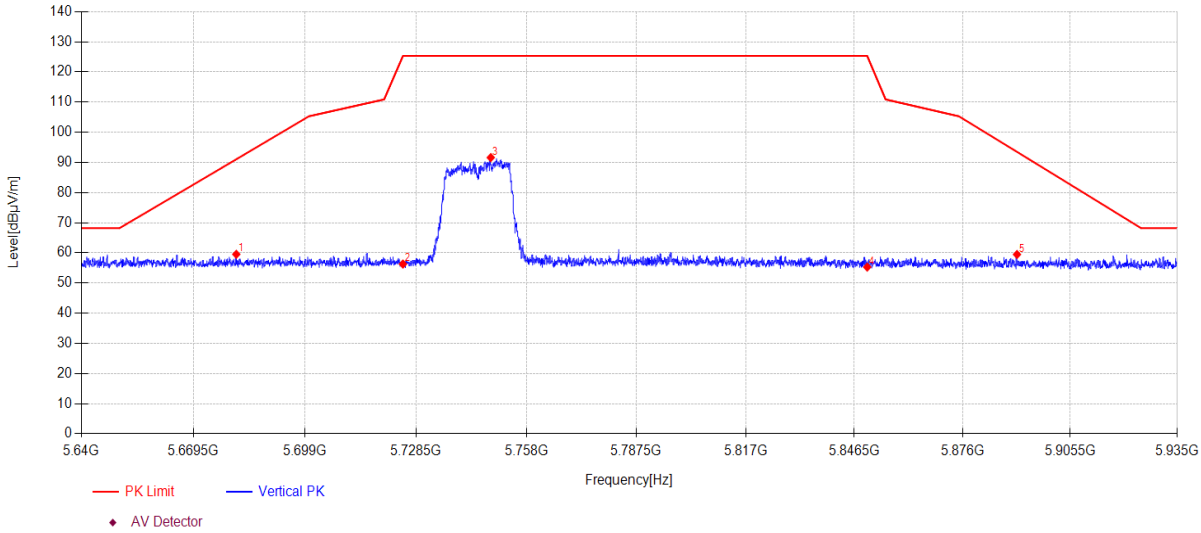

Data List

NO.	Freq. [MHz]	Reading [dBµV/m]	Antenna Factor [dB]	Cable loss [dB]	AMP [dB]	Level [dBµV/m]	Limit [dBµV/m]	Margin [dB]	Detector	Polarity
1	5680.799	20.17	33.52	5.85	0.00	59.54	91.05	31.51	PK	Vertical
2	5725.000	16.68	33.75	5.87	0.00	56.30	125.30	69.00	PK	Vertical
3	5748.442	51.85	33.89	5.88	0.00	91.62	125.30	33.68	PK	Vertical
4	5850.000	15.35	34.00	5.94	0.00	55.29	125.27	69.98	PK	Vertical
5	5890.898	19.43	34.08	5.96	0.00	59.47	93.50	34.03	PK	Vertical

Note:
1. Level = Reading + Cable loss + Antenna Factor + AMP
2. If Peak Result complies with AV limit, AV Result is deemed to comply with AV limit.
3. Test setup: RBW: 1 MHz, VBW: 3 MHz, Sweep time: auto.

TR-4-E-009 Radiated Emission Test Result

Test Date:	2024-04-24	**Tested By**:	Juchang Du
EUT:	Senza Cloud Connector	**Model Number**:	SZC004
Test Mode:	11AC20 TX 5785MHz	**Power Supply**:	DC 5V
Condition:	Temp:23.5°C;Humi:59.7%	**Test Site**:	DDT 3# Chamber
File Path:	d:\ts\2024 report data\Q24021902-2E\FCC ABOVE 1G 5.8G\9		
Memo:	Sample Number:S24021902-002 Power Setting:38		

Test Graph

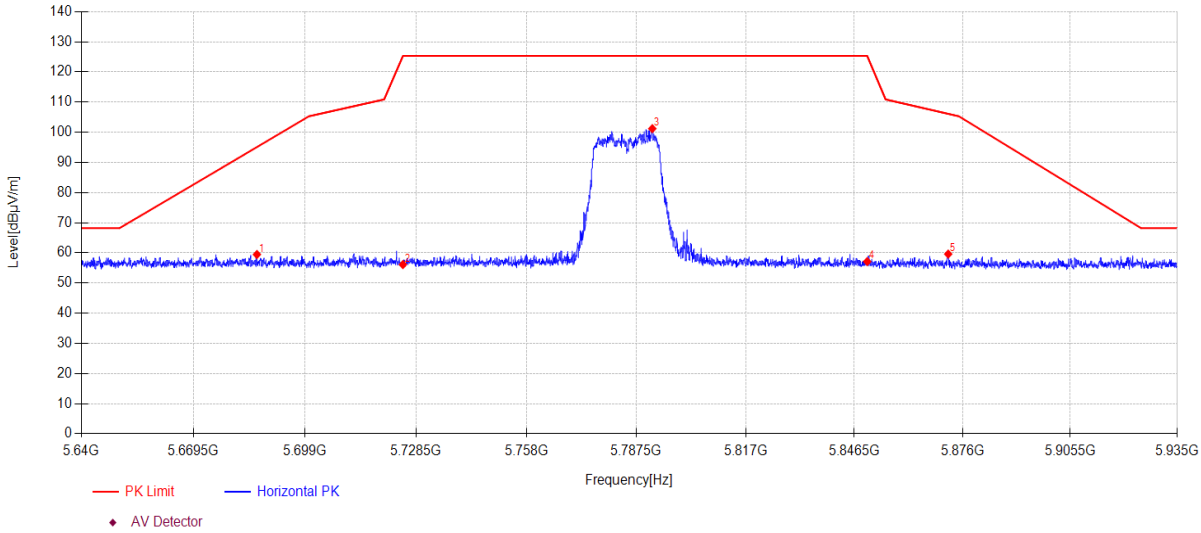

Data List										
N O.	**Freq. [MHz]**	**Reading [dBµV/m]**	**Antenna Factor [dB]**	**Cable loss [dB]**	**AMP [dB]**	**Level [dBµV/m]**	**Limit [dBµV/m]**	**Margin [dB]**	**Detector**	**Polarity**
1	5686.256	20.06	33.55	5.85	0.00	59.46	95.10	35.64	PK	Horizontal
2	5725.000	16.50	33.75	5.87	0.00	56.12	125.30	69.18	PK	Horizontal
3	5791.807	61.15	34.15	5.91	0.00	101.21	125.30	24.09	PK	Horizontal
4	5850.000	17.18	34.00	5.94	0.00	57.12	125.27	68.15	PK	Horizontal
5	5872.077	19.61	34.04	5.95	0.00	59.60	106.12	46.52	PK	Horizontal

Note:
1. Level = Reading + Cable loss + Antenna Factor + AMP
2. If Peak Result complies with AV limit, AV Result is deemed to comply with AV limit.
3. Test setup: RBW: 1 MHz, VBW: 3 MHz, Sweep time: auto.

TR-4-E-009 Radiated Emission Test Result

Test Date:	2024-04-24	**Tested By**:	Juchang Du
EUT:	Senza Cloud Connector	**Model Number**:	SZC004
Test Mode:	11AC20 TX 5785MHz	**Power Supply**:	DC 5V
Condition:	Temp:23.5°C;Humi:59.7%	**Test Site**:	DDT 3# Chamber
File Path:	d:\ts\2024 report data\Q24021902-2E\FCC ABOVE 1G 5.8G\10		
Memo:	Sample Number:S24021902-002 Power Setting:38		

Test Graph

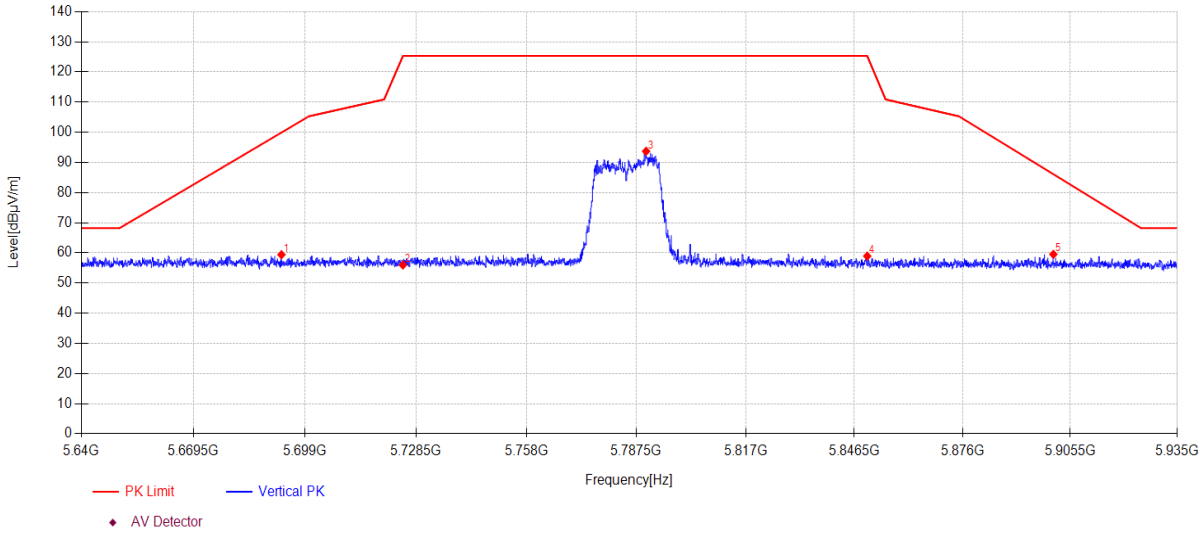

Data List

N O.	Freq. [MHz]	Reading [dBµV/m]	Antenna Factor [dB]	Cable loss [dB]	AMP [dB]	Level [dBµV/m]	Limit [dBµV/m]	Margin [dB]	Detector	Polarity
1	5692.746	19.97	33.57	5.86	0.00	59.40	99.92	40.52	PK	Vertical
2	5725.000	16.35	33.75	5.87	0.00	55.97	125.30	69.33	PK	Vertical
3	5790.126	53.66	34.14	5.91	0.00	93.71	125.30	31.59	PK	Vertical
4	5850.000	18.99	34.00	5.94	0.00	58.93	125.27	66.34	PK	Vertical
5	5900.869	19.46	34.10	5.96	0.00	59.52	86.11	26.59	PK	Vertical

Note:
1. Level = Reading + Cable loss + Antenna Factor + AMP
2. If Peak Result complies with AV limit, AV Result is deemed to comply with AV limit.
3. Test setup: RBW: 1 MHz, VBW: 3 MHz, Sweep time: auto.

TR-4-E-009 Radiated Emission Test Result

Test Date:	2024-04-24	**Tested By**:	Juchang Du
EUT:	Senza Cloud Connector	**Model Number**:	SZC004
Test Mode:	11AC20 TX 5825MHz	**Power Supply**:	DC 5V
Condition:	Temp:23.5°C;Humi:59.7%	**Test Site**:	DDT 3# Chamber
File Path:	d:\ts\2024 report data\Q24021902-2E\FCC ABOVE 1G 5.8G\11		
Memo:	Sample Number:S24021902-002 Power Setting:38		

Test Graph

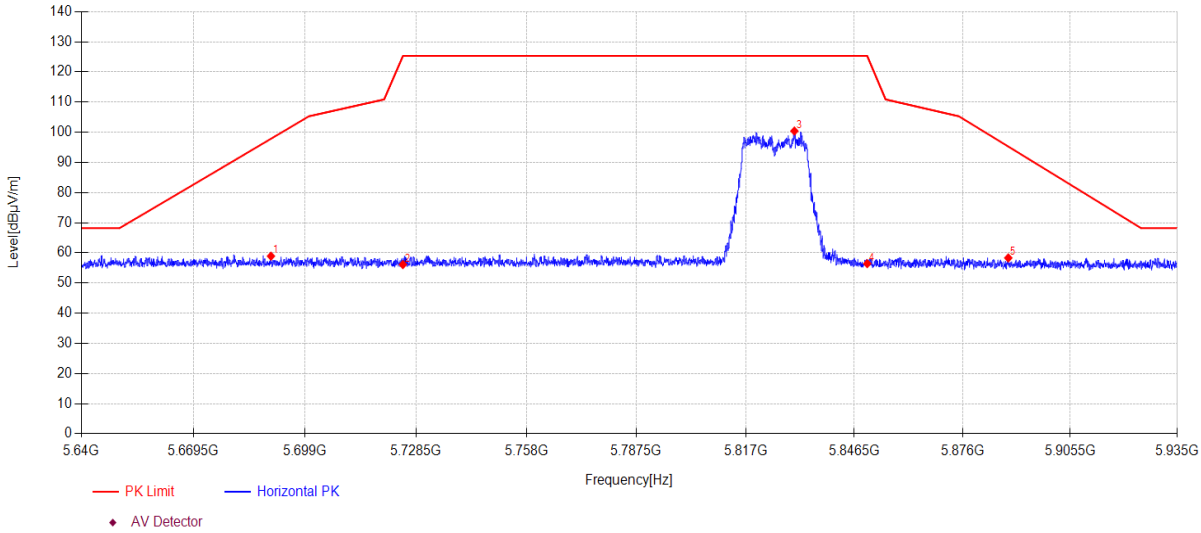

Data List										
NO.	**Freq. [MHz]**	**Reading [dBµV/m]**	**Antenna Factor [dB]**	**Cable loss [dB]**	**AMP [dB]**	**Level [dBµV/m]**	**Limit [dBµV/m]**	**Margin [dB]**	**Detector**	**Polarity**
1	5689.973	19.51	33.56	5.85	0.00	58.92	97.86	38.94	PK	Horizontal
2	5725.000	16.50	33.75	5.87	0.00	56.12	125.30	69.18	PK	Horizontal
3	5830.216	60.40	34.08	5.93	0.00	100.41	125.30	24.89	PK	Horizontal
4	5850.000	16.49	34.00	5.94	0.00	56.43	125.27	68.84	PK	Horizontal
5	5888.508	18.30	34.08	5.95	0.00	58.33	95.28	36.95	PK	Horizontal

Note:
1. Level = Reading + Cable loss + Antenna Factor + AMP
2. If Peak Result complies with AV limit, AV Result is deemed to comply with AV limit.
3. Test setup: RBW: 1 MHz, VBW: 3 MHz, Sweep time: auto.

TR-4-E-009 Radiated Emission Test Result

Test Date:	2024-04-24	**Tested By**:	Juchang Du
EUT:	Senza Cloud Connector	**Model Number**:	SZC004
Test Mode:	11AC20 TX 5825MHz	**Power Supply**:	DC 5V
Condition:	Temp:23.5°C;Humi:59.7%	**Test Site**:	DDT 3# Chamber
File Path:	d:\ts\2024 report data\Q24021902-2E\FCC ABOVE 1G 5.8G\12		
Memo:	Sample Number:S24021902-002 Power Setting:38		

Test Graph

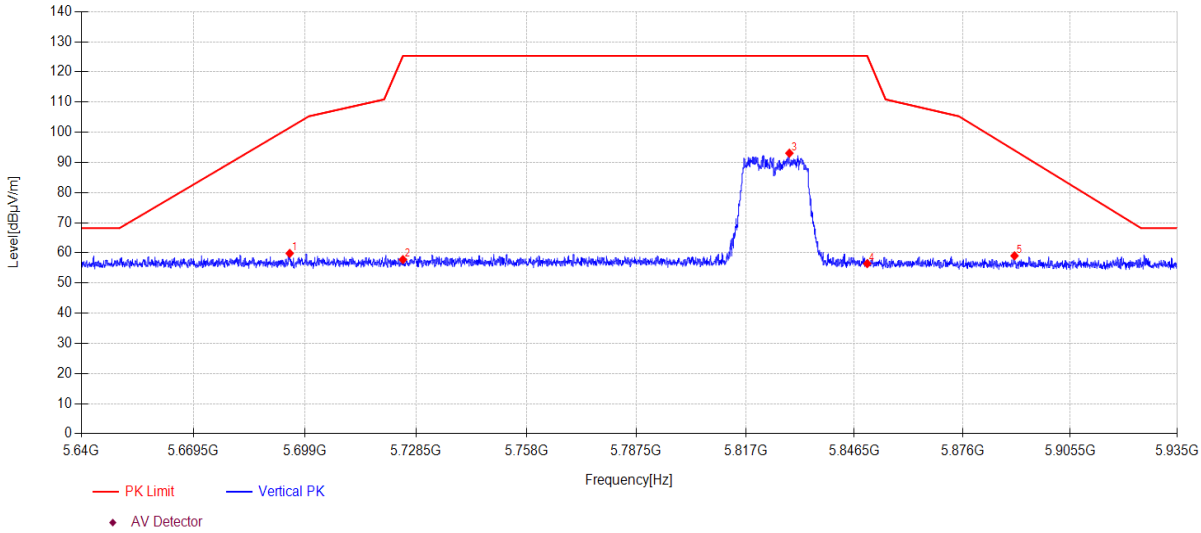

Data List										
N O.	**Freq. [MHz]**	**Reading [dBµV/m]**	**Antenna Factor [dB]**	**Cable loss [dB]**	**AMP [dB]**	**Level [dBµV/m]**	**Limit [dBµV/m]**	**Margin [dB]**	**Detector**	**Polarity**
1	5694.929	20.40	33.58	5.86	0.00	59.84	101.54	41.70	PK	Vertical
2	5725.000	18.15	33.75	5.87	0.00	57.77	125.30	67.53	PK	Vertical
3	5828.859	53.07	34.08	5.92	0.00	93.07	125.30	32.23	PK	Vertical
4	5850.000	16.50	34.00	5.94	0.00	56.44	125.27	68.83	PK	Vertical
5	5890.219	19.00	34.08	5.96	0.00	59.04	94.01	34.97	PK	Vertical

Note:
1. Level = Reading + Cable loss + Antenna Factor + AMP
2. If Peak Result complies with AV limit, AV Result is deemed to comply with AV limit.
3. Test setup: RBW: 1 MHz, VBW: 3 MHz, Sweep time: auto.

TR-4-E-009 Radiated Emission Test Result

Test Date:	2024-04-24	**Tested By**:	Juchang Du
EUT:	Senza Cloud Connector	**Model Number**:	SZC004
Test Mode:	11A TX 5745MHz	**Power Supply**:	DC 5V
Condition:	Temp:23.5°C;Humi:59.7%	**Test Site**:	DDT 3# Chamber
File Path:	d:\ts\2024 report data\Q24021902-2E\FCC ABOVE 1G 5.8G\13		
Memo:	Sample Number:S24021902-002 Power Setting:38		

Test Graph

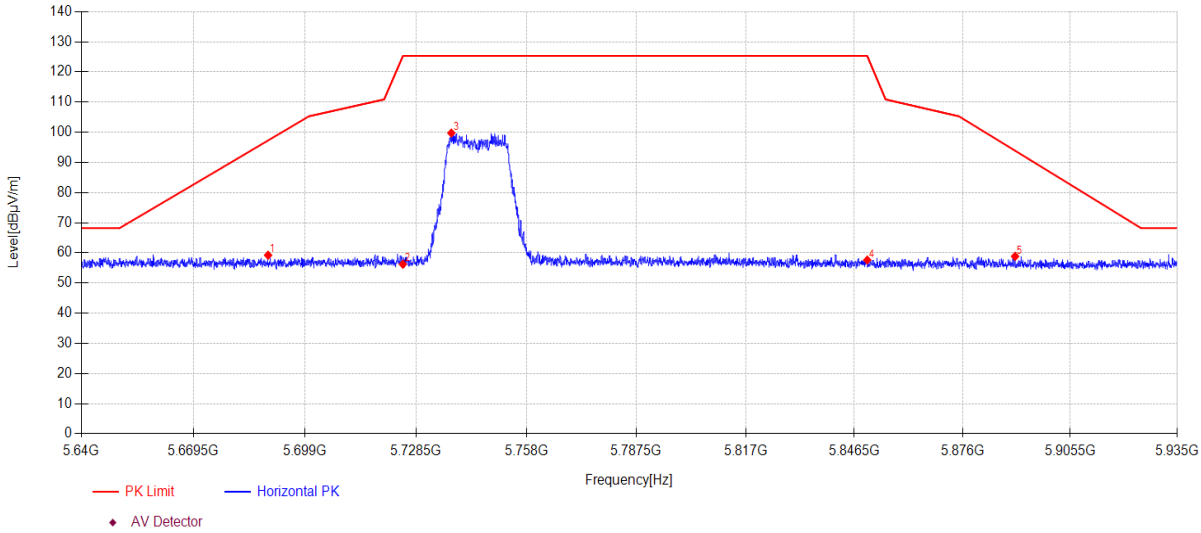

Data List

NO.	Freq. [MHz]	Reading [dBµV/m]	Antenna Factor [dB]	Cable loss [dB]	AMP [dB]	Level [dBµV/m]	Limit [dBµV/m]	Margin [dB]	Detector	Polarity
1	5689.206	19.83	33.56	5.85	0.00	59.24	97.29	38.05	PK	Horizontal
2	5725.000	16.62	33.75	5.87	0.00	56.24	125.30	69.06	PK	Horizontal
3	5737.911	60.04	33.83	5.88	0.00	99.75	125.30	25.55	PK	Horizontal
4	5850.000	17.68	34.00	5.94	0.00	57.62	125.27	67.65	PK	Horizontal
5	5890.367	18.81	34.08	5.96	0.00	58.85	93.90	35.05	PK	Horizontal

Note:
1. Level = Reading + Cable loss + Antenna Factor + AMP
2. If Peak Result complies with AV limit, AV Result is deemed to comply with AV limit.
3. Test setup: RBW: 1 MHz, VBW: 3 MHz, Sweep time: auto.

TR-4-E-009 Radiated Emission Test Result

Test Date:	2024-04-24	**Tested By**:	Juchang Du
EUT:	Senza Cloud Connector	**Model Number**:	SZC004
Test Mode:	11A TX 5745MHz	**Power Supply**:	DC 5V
Condition:	Temp:23.5°C;Humi:59.7%	**Test Site**:	DDT 3# Chamber
File Path:	d:\ts\2024 report data\Q24021902-2E\FCC ABOVE 1G 5.8G\14		
Memo:	Sample Number:S24021902-002 Power Setting:38		

Test Graph

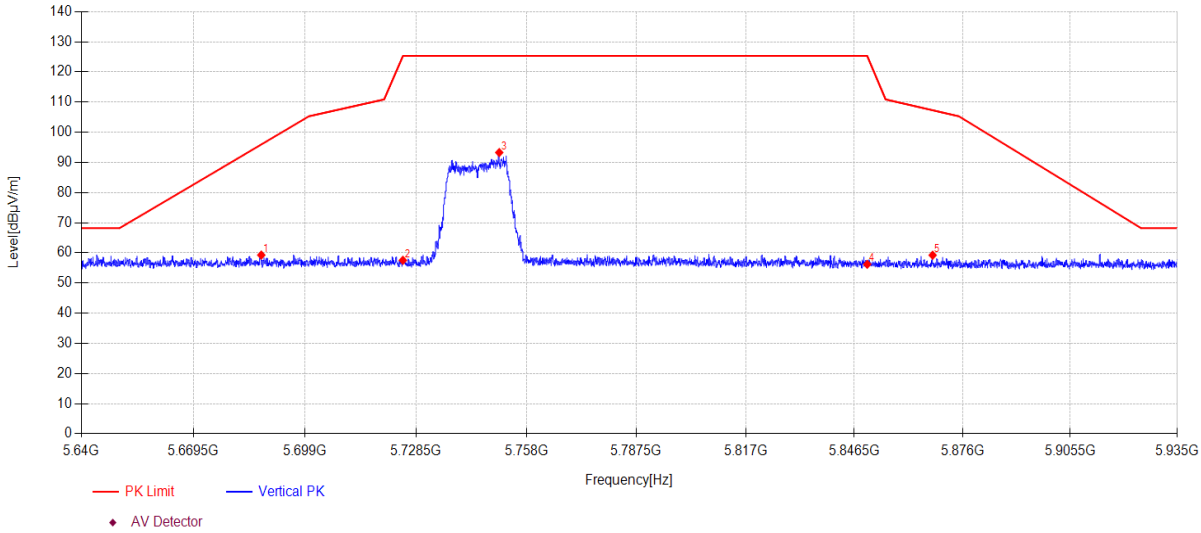

Data List										
N O.	**Freq. [MHz]**	**Reading [dBµV/m]**	**Antenna Factor [dB]**	**Cable loss [dB]**	**AMP [dB]**	**Level [dBµV/m]**	**Limit [dBµV/m]**	**Margin [dB]**	**Detector**	**Polarity**
1	5687.407	19.88	33.55	5.85	0.00	59.28	95.96	36.68	PK	Vertical
2	5725.000	17.92	33.75	5.87	0.00	57.54	125.30	67.76	PK	Vertical
3	5750.714	53.49	33.90	5.89	0.00	93.28	125.30	32.02	PK	Vertical
4	5850.000	16.28	34.00	5.94	0.00	56.22	125.27	69.05	PK	Vertical
5	5867.829	19.26	34.04	5.94	0.00	59.24	107.31	48.07	PK	Vertical

Note:
1. Level = Reading + Cable loss + Antenna Factor + AMP
2. If Peak Result complies with AV limit, AV Result is deemed to comply with AV limit.
3. Test setup: RBW: 1 MHz, VBW: 3 MHz, Sweep time: auto.

TR-4-E-009 Radiated Emission Test Result

Test Date:	2024-04-24	**Tested By**:	Juchang Du
EUT:	Senza Cloud Connector	**Model Number**:	SZC004
Test Mode:	11A TX 5785MHz	**Power Supply**:	DC 5V
Condition:	Temp:23.5°C;Humi:59.7%	**Test Site**:	DDT 3# Chamber
File Path:	d:\ts\2024 report data\Q24021902-2E\FCC ABOVE 1G 5.8G\15		
Memo:	Sample Number:S24021902-002 Power Setting:38		

Test Graph

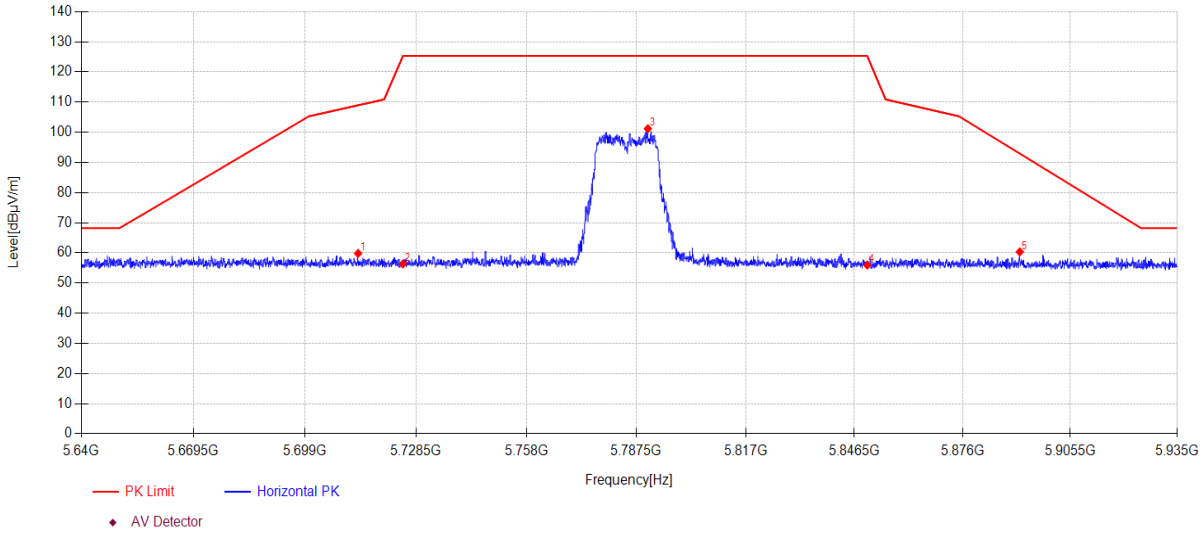

Data List										
N O.	**Freq. [MHz]**	**Reading [dBµV/m]**	**Antenna Factor [dB]**	**Cable loss [dB]**	**AMP [dB]**	**Level [dBµV/m]**	**Limit [dBµV/m]**	**Margin [dB]**	**Detector**	**Polarity**
1	5713.072	20.27	33.68	5.87	0.00	59.82	108.96	49.14	PK	Horizontal
2	5725.000	16.71	33.75	5.87	0.00	56.33	125.30	68.97	PK	Horizontal
3	5790.598	61.13	34.14	5.91	0.00	101.18	125.30	24.12	PK	Horizontal
4	5850.000	16.02	34.00	5.94	0.00	55.96	125.27	69.31	PK	Horizontal
5	5891.665	20.30	34.08	5.96	0.00	60.34	92.93	32.59	PK	Horizontal

Note:
1. Level = Reading + Cable loss + Antenna Factor + AMP
2. If Peak Result complies with AV limit, AV Result is deemed to comply with AV limit.
3. Test setup: RBW: 1 MHz, VBW: 3 MHz, Sweep time: auto.

TR-4-E-009 Radiated Emission Test Result

Test Date:	2024-04-24	**Tested By**:	Juchang Du
EUT:	Senza Cloud Connector	**Model Number**:	SZC004
Test Mode:	11A TX 5785MHz	**Power Supply**:	DC 5V
Condition:	Temp:23.5°C;Humi:59.7%	**Test Site**:	DDT 3# Chamber
File Path:	d:\ts\2024 report data\Q24021902-2E\FCC ABOVE 1G 5.8G\16		
Memo:	Sample Number:S24021902-002 Power Setting:38		

Test Graph

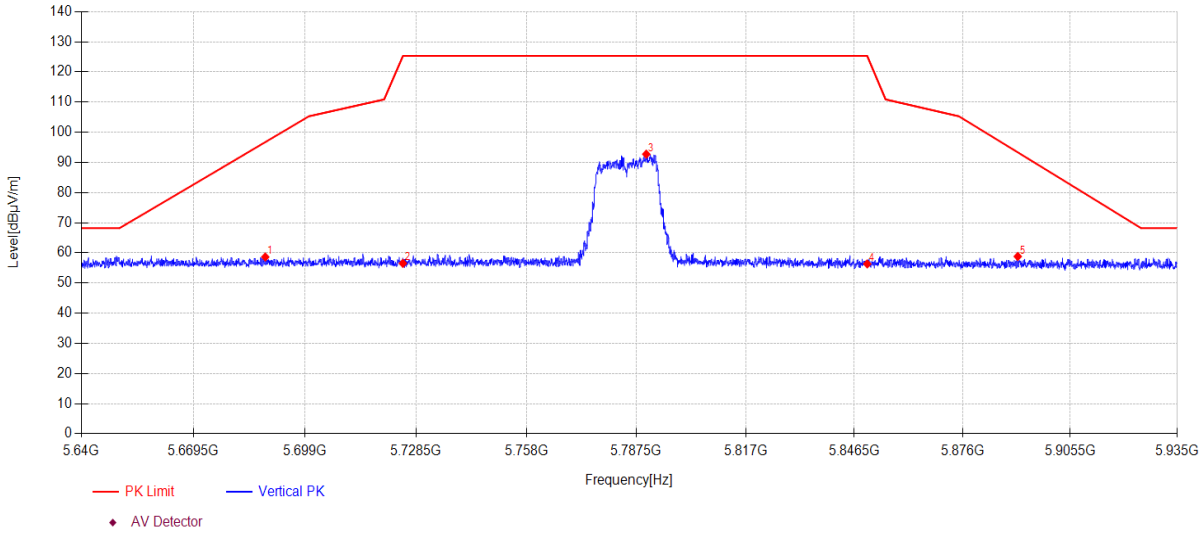

Data List										
N O.	**Freq. [MHz]**	**Reading [dBµV/m]**	**Antenna Factor [dB]**	**Cable loss [dB]**	**AMP [dB]**	**Level [dBµV/m]**	**Limit [dBµV/m]**	**Margin [dB]**	**Detector**	**Polarity**
1	5688.469	19.23	33.55	5.85	0.00	58.63	96.74	38.11	PK	Vertical
2	5725.000	16.92	33.75	5.87	0.00	56.54	125.30	68.76	PK	Vertical
3	5790.185	52.69	34.14	5.91	0.00	92.74	125.30	32.56	PK	Vertical
4	5850.000	16.40	34.00	5.94	0.00	56.34	125.27	68.93	PK	Vertical
5	5891.104	18.77	34.08	5.96	0.00	58.81	93.35	34.54	PK	Vertical

Note:
1. Level = Reading + Cable loss + Antenna Factor + AMP
2. If Peak Result complies with AV limit, AV Result is deemed to comply with AV limit.
3. Test setup: RBW: 1 MHz, VBW: 3 MHz, Sweep time: auto.

TR-4-E-009 Radiated Emission Test Result

Test Date:	2024-04-24	**Tested By**:	Juchang Du
EUT:	Senza Cloud Connector	**Model Number**:	SZC004
Test Mode:	11A TX 5825MHz	**Power Supply**:	DC 5V
Condition:	Temp:23.5°C;Humi:59.7%	**Test Site**:	DDT 3# Chamber
File Path:	d:\ts\2024 report data\Q24021902-2E\FCC ABOVE 1G 5.8G\17		
Memo:	Sample Number:S24021902-002 Power Setting:38		

Test Graph

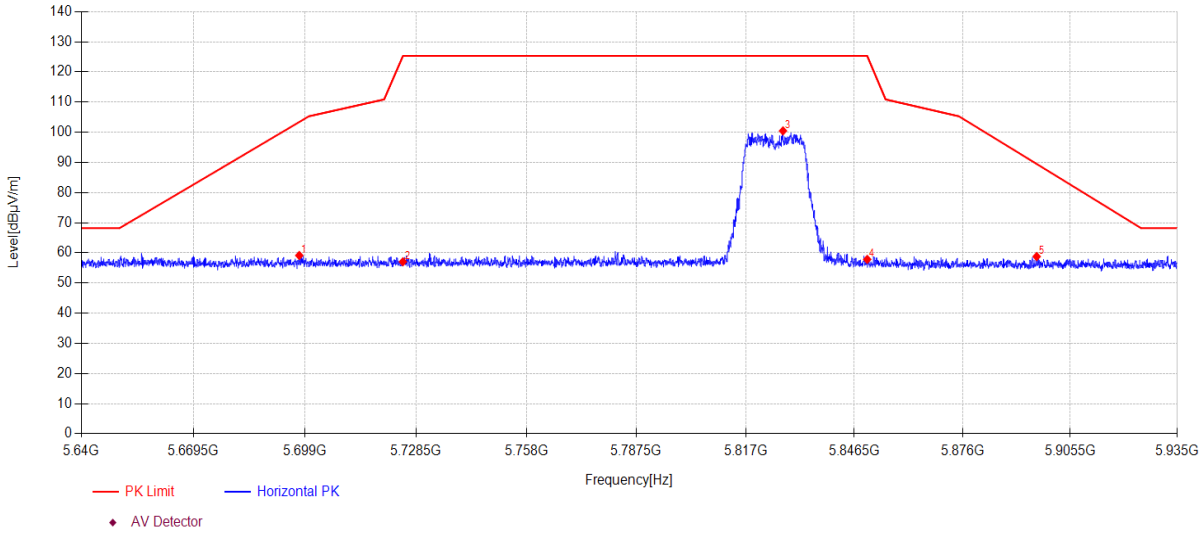

Data List										
NO.	**Freq. [MHz]**	**Reading [dBµV/m]**	**Antenna Factor [dB]**	**Cable loss [dB]**	**AMP [dB]**	**Level [dBµV/m]**	**Limit [dBµV/m]**	**Margin [dB]**	**Detector**	**Polarity**
1	5697.466	19.70	33.59	5.86	0.00	59.15	103.42	44.27	PK	Horizontal
2	5725.000	17.43	33.75	5.87	0.00	57.05	125.30	68.25	PK	Horizontal
3	5827.119	60.45	34.09	5.92	0.00	100.46	125.30	24.84	PK	Horizontal
4	5850.000	17.90	34.00	5.94	0.00	57.84	125.27	67.43	PK	Horizontal
5	5896.296	18.74	34.09	5.96	0.00	58.79	89.50	30.71	PK	Horizontal

Note:
1. Level = Reading + Cable loss + Antenna Factor + AMP
2. If Peak Result complies with AV limit, AV Result is deemed to comply with AV limit.
3. Test setup: RBW: 1 MHz, VBW: 3 MHz, Sweep time: auto.

TR-4-E-009 Radiated Emission Test Result

Test Date:	2024-04-24	**Tested By**:	Juchang Du
EUT:	Senza Cloud Connector	**Model Number**:	SZC004
Test Mode:	11A TX 5825MHz	**Power Supply**:	DC 5V
Condition:	Temp:23.5°C;Humi:59.7%	**Test Site**:	DDT 3# Chamber
File Path:	d:\ts\2024 report data\Q24021902-2E\FCC ABOVE 1G 5.8G\18		
Memo:	Sample Number:S24021902-002 Power Setting:38		

Test Graph

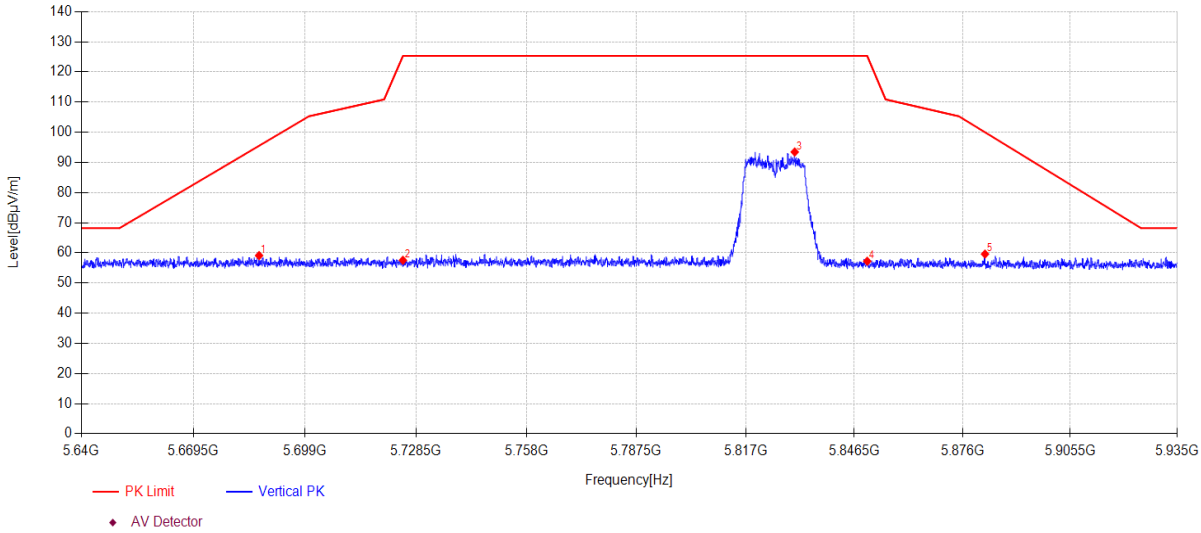

Data List										
NO.	**Freq. [MHz]**	**Reading [dBµV/m]**	**Antenna Factor [dB]**	**Cable loss [dB]**	**AMP [dB]**	**Level [dBµV/m]**	**Limit [dBµV/m]**	**Margin [dB]**	**Detector**	**Polarity**
1	5686.817	19.70	33.55	5.85	0.00	59.10	95.52	36.42	PK	Vertical
2	5725.000	17.93	33.75	5.87	0.00	57.55	125.30	67.75	PK	Vertical
3	5830.305	53.45	34.08	5.93	0.00	93.46	125.30	31.84	PK	Vertical
4	5850.000	17.29	34.00	5.94	0.00	57.23	125.27	68.04	PK	Vertical
5	5882.136	19.59	34.06	5.95	0.00	59.60	100.01	40.41	PK	Vertical

Note:
1. Level = Reading + Cable loss + Antenna Factor + AMP
2. If Peak Result complies with AV limit, AV Result is deemed to comply with AV limit.
3. Test setup: RBW: 1 MHz, VBW: 3 MHz, Sweep time: auto.

TR-4-E-009 Radiated Emission Test Result

Test Date:	2024-04-24	**Tested By**:	Juchang Du
EUT:	Senza Cloud Connector	**Model Number**:	SZC004
Test Mode:	11N20 TX 5745MHz	**Power Supply**:	DC 5V
Condition:	Temp:23.5°C;Humi:59.7%	**Test Site**:	DDT 3# Chamber
File Path:	d:\ts\2024 report data\Q24021902-2E\FCC ABOVE 1G 5.8G\19		
Memo:	Sample Number:S24021902-002 Power Setting:38		

Test Graph

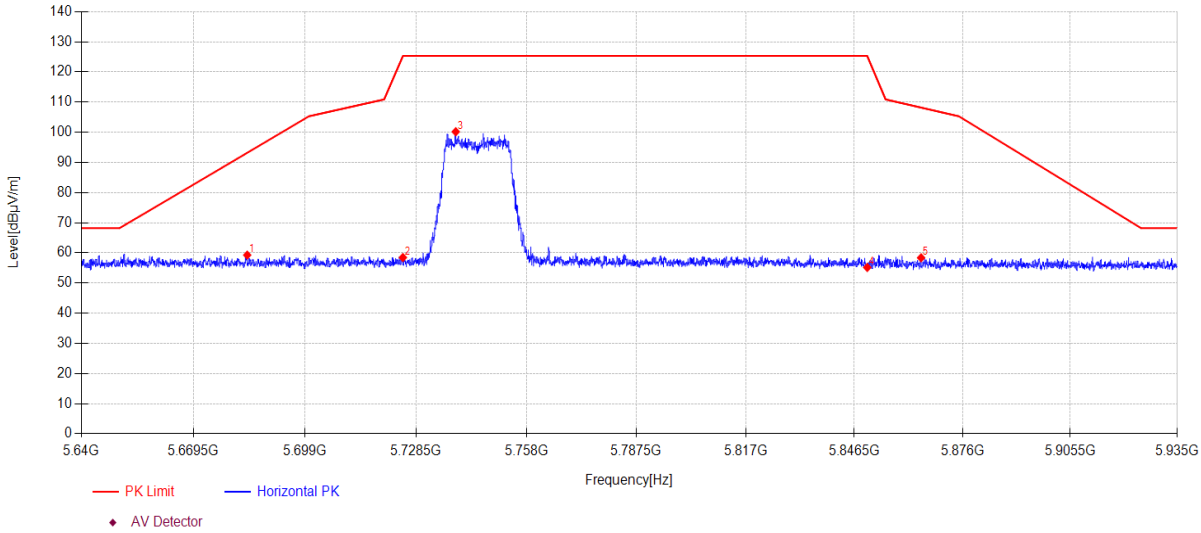

Data List										
N O.	**Freq. [MHz]**	**Reading [dBµV/m]**	**Antenna Factor [dB]**	**Cable loss [dB]**	**AMP [dB]**	**Level [dBµV/m]**	**Limit [dBµV/m]**	**Margin [dB]**	**Detector**	**Polarity**
1	5683.690	19.90	33.53	5.85	0.00	59.28	93.20	33.92	PK	Horizontal
2	5725.000	18.84	33.75	5.87	0.00	58.46	125.30	66.84	PK	Horizontal
3	5739.091	60.47	33.83	5.88	0.00	100.18	125.30	25.12	PK	Horizontal
4	5850.000	15.23	34.00	5.94	0.00	55.17	125.27	70.10	PK	Horizontal
5	5864.672	18.40	34.03	5.94	0.00	58.37	108.19	49.82	PK	Horizontal

Note:
1. Level = Reading + Cable loss + Antenna Factor + AMP
2. If Peak Result complies with AV limit, AV Result is deemed to comply with AV limit.
3. Test setup: RBW: 1 MHz, VBW: 3 MHz, Sweep time: auto.

TR-4-E-009 Radiated Emission Test Result

Test Date:	2024-04-24	**Tested By**:	Juchang Du
EUT:	Senza Cloud Connector	**Model Number**:	SZC004
Test Mode:	11N20 TX 5745MHz	**Power Supply**:	DC 5V
Condition:	Temp:23.5°C;Humi:59.7%	**Test Site**:	DDT 3# Chamber
File Path:	d:\ts\2024 report data\Q24021902-2E\FCC ABOVE 1G 5.8G\20		
Memo:	Sample Number:S24021902-002 Power Setting:38		

Test Graph

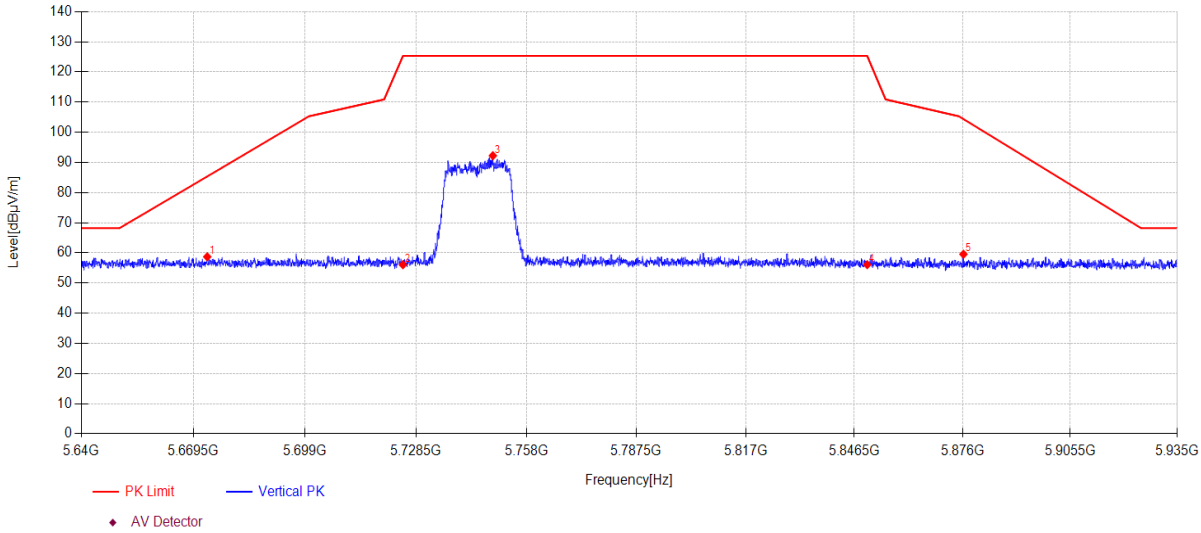

Data List										
N O.	**Freq. [MHz]**	**Reading [dBµV/m]**	**Antenna Factor [dB]**	**Cable loss [dB]**	**AMP [dB]**	**Level [dBµV/m]**	**Limit [dBµV/m]**	**Margin [dB]**	**Detector**	**Polarity**
1	5673.129	19.36	33.49	5.85	0.00	58.70	85.36	26.66	PK	Vertical
2	5725.000	16.45	33.75	5.87	0.00	56.07	125.30	69.23	PK	Vertical
3	5749.003	52.46	33.89	5.88	0.00	92.23	125.30	33.07	PK	Vertical
4	5850.000	16.14	34.00	5.94	0.00	56.08	125.27	69.19	PK	Vertical
5	5876.236	19.55	34.05	5.95	0.00	59.55	104.38	44.83	PK	Vertical

Note:
1. Level = Reading + Cable loss + Antenna Factor + AMP
2. If Peak Result complies with AV limit, AV Result is deemed to comply with AV limit.
3. Test setup: RBW: 1 MHz, VBW: 3 MHz, Sweep time: auto.

TR-4-E-009 Radiated Emission Test Result

Test Date:	2024-04-24	**Tested By**:	Juchang Du
EUT:	Senza Cloud Connector	**Model Number**:	SZC004
Test Mode:	11N20 TX 5785MHz	**Power Supply**:	DC 5V
Condition:	Temp:23.5°C;Humi:59.7%	**Test Site**:	DDT 3# Chamber
File Path:	d:\ts\2024 report data\Q24021902-2E\FCC ABOVE 1G 5.8G\21		
Memo:	Sample Number:S24021902-002 Power Setting:38		

Test Graph

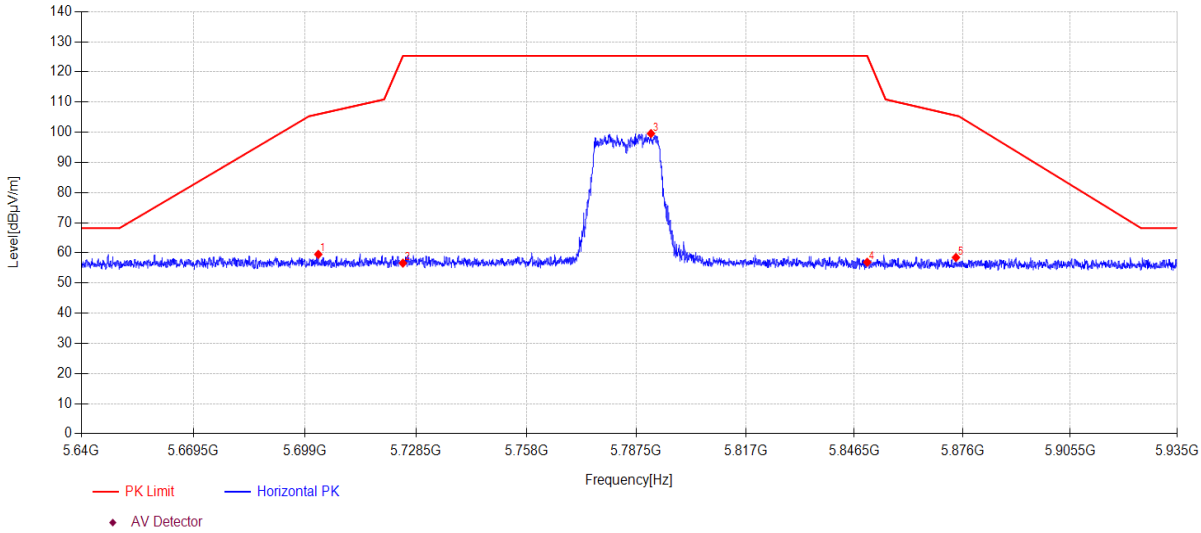

Data List										
N O.	**Freq. [MHz]**	**Reading [dBµV/m]**	**Antenna Factor [dB]**	**Cable loss [dB]**	**AMP [dB]**	**Level [dBµV/m]**	**Limit [dBµV/m]**	**Margin [dB]**	**Detector**	**Polarity**
1	5702.511	20.03	33.62	5.86	0.00	59.51	106.00	46.49	PK	Horizontal
2	5725.000	16.98	33.75	5.87	0.00	56.60	125.30	68.70	PK	Horizontal
3	5791.453	59.51	34.15	5.91	0.00	99.57	125.30	25.73	PK	Horizontal
4	5850.000	16.96	34.00	5.94	0.00	56.90	125.27	68.37	PK	Horizontal
5	5874.201	18.48	34.05	5.95	0.00	58.48	105.52	47.04	PK	Horizontal

Note:
1. Level = Reading + Cable loss + Antenna Factor + AMP
2. If Peak Result complies with AV limit, AV Result is deemed to comply with AV limit.
3. Test setup: RBW: 1 MHz, VBW: 3 MHz, Sweep time: auto.

TR-4-E-009 Radiated Emission Test Result

Test Date:	2024-04-24	**Tested By**:	Juchang Du
EUT:	Senza Cloud Connector	**Model Number**:	SZC004
Test Mode:	11N20 TX 5785MHz	**Power Supply**:	DC 5V
Condition:	Temp:23.5°C;Humi:59.7%	**Test Site**:	DDT 3# Chamber
File Path:	d:\ts\2024 report data\Q24021902-2E\FCC ABOVE 1G 5.8G\22		
Memo:	Sample Number:S24021902-002 Power Setting:38		

Test Graph

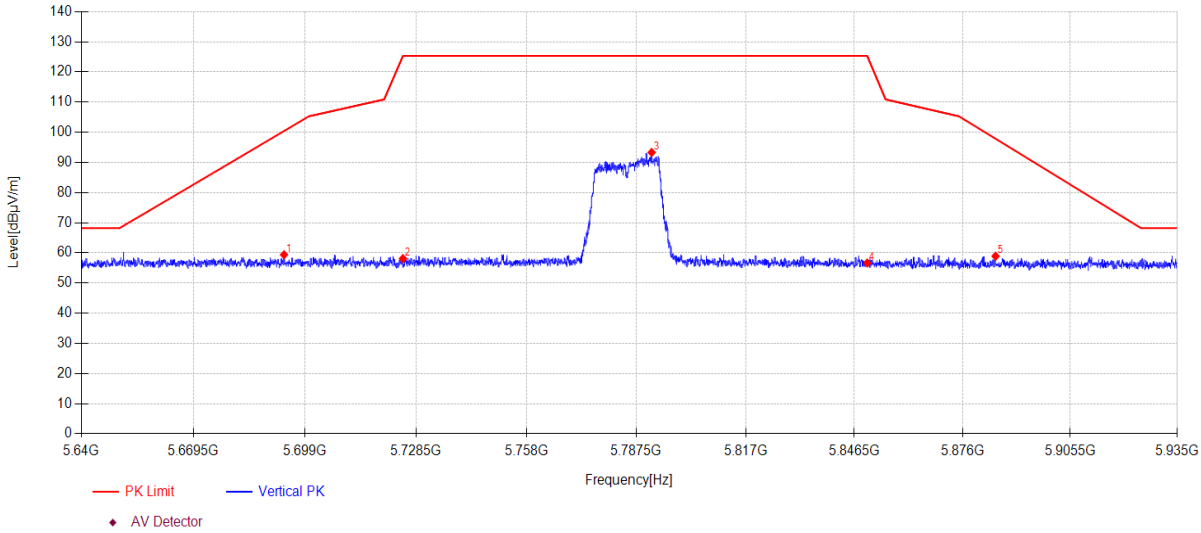

Data List										
N O.	**Freq. [MHz]**	**Reading [dBµV/m]**	**Antenna Factor [dB]**	**Cable loss [dB]**	**AMP [dB]**	**Level [dBµV/m]**	**Limit [dBµV/m]**	**Margin [dB]**	**Detector**	**Polarity**
1	5693.425	19.95	33.57	5.86	0.00	59.38	100.42	41.04	PK	Vertical
2	5725.000	18.47	33.75	5.87	0.00	58.09	125.30	67.21	PK	Vertical
3	5791.630	53.24	34.15	5.91	0.00	93.30	125.30	32.00	PK	Vertical
4	5850.000	16.71	34.00	5.94	0.00	56.65	125.27	68.62	PK	Vertical
5	5885.027	18.89	34.07	5.95	0.00	58.91	97.86	38.95	PK	Vertical

Note:
1. Level = Reading + Cable loss + Antenna Factor + AMP
2. If Peak Result complies with AV limit, AV Result is deemed to comply with AV limit.
3. Test setup: RBW: 1 MHz, VBW: 3 MHz, Sweep time: auto.

TR-4-E-009 Radiated Emission Test Result

Test Date:	2024-04-24	**Tested By**:	Juchang Du
EUT:	Senza Cloud Connector	**Model Number**:	SZC004
Test Mode:	11N20 TX 5825MHz	**Power Supply**:	DC 5V
Condition:	Temp:23.5°C;Humi:59.7%	**Test Site**:	DDT 3# Chamber
File Path:	d:\ts\2024 report data\Q24021902-2E\FCC ABOVE 1G 5.8G\23		
Memo:	Sample Number:S24021902-002 Power Setting:38		

Test Graph

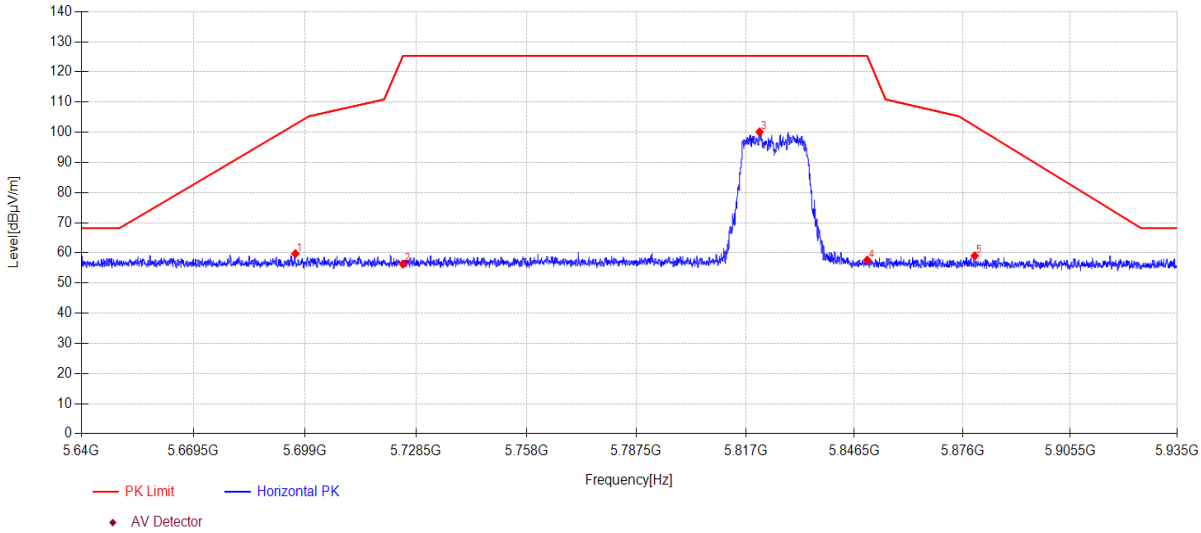

Data List										
NO.	**Freq. [MHz]**	**Reading [dBµV/m]**	**Antenna Factor [dB]**	**Cable loss [dB]**	**AMP [dB]**	**Level [dBµV/m]**	**Limit [dBµV/m]**	**Margin [dB]**	**Detector**	**Polarity**
1	5696.434	20.30	33.59	5.86	0.00	59.75	102.65	42.90	PK	Horizontal
2	5725.000	16.67	33.75	5.87	0.00	56.29	125.30	69.01	PK	Horizontal
3	5820.776	60.08	34.12	5.92	0.00	100.12	125.30	25.18	PK	Horizontal
4	5850.000	17.66	34.00	5.94	0.00	57.60	125.27	67.67	PK	Horizontal
5	5879.334	19.00	34.06	5.95	0.00	59.01	102.08	43.07	PK	Horizontal

Note:
1. Level = Reading + Cable loss + Antenna Factor + AMP
2. If Peak Result complies with AV limit, AV Result is deemed to comply with AV limit.
3. Test setup: RBW: 1 MHz, VBW: 3 MHz, Sweep time: auto.

TR-4-E-009 Radiated Emission Test Result

Test Date:	2024-04-24	**Tested By**:	Juchang Du
EUT:	Senza Cloud Connector	**Model Number**:	SZC004
Test Mode:	11N20 TX 5825MHz	**Power Supply**:	DC 5V
Condition:	Temp:23.5°C;Humi:59.7%	**Test Site**:	DDT 3# Chamber
File Path:	d:\ts\2024 report data\Q24021902-2E\FCC ABOVE 1G 5.8G\24		
Memo:	Sample Number:S24021902-002 Power Setting:38		

Test Graph

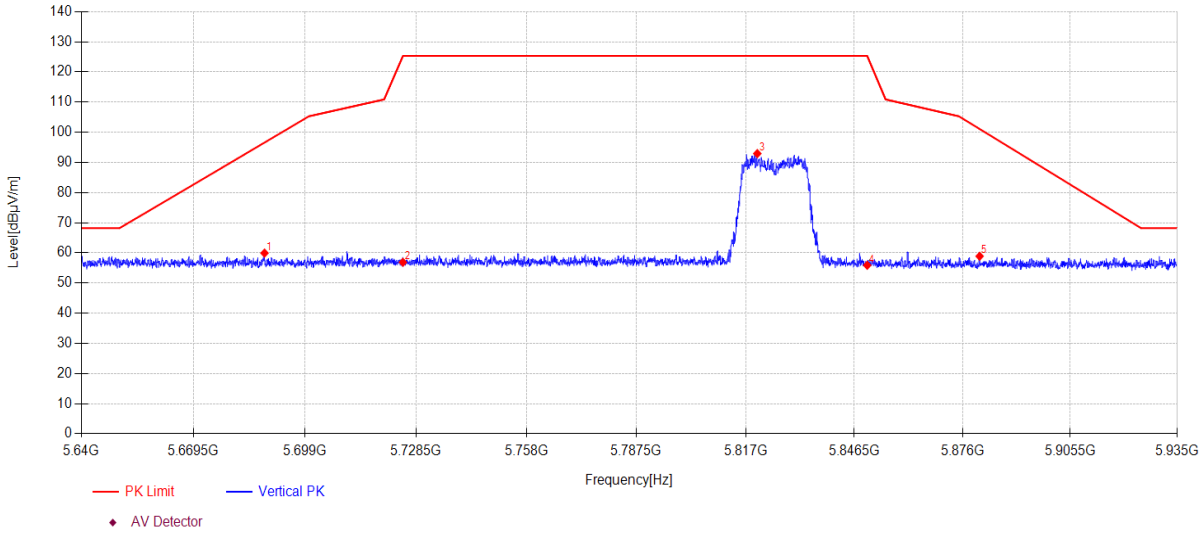

Data List										
NO.	**Freq. [MHz]**	**Reading [dBµV/m]**	**Antenna Factor [dB]**	**Cable loss [dB]**	**AMP [dB]**	**Level [dBµV/m]**	**Limit [dBµV/m]**	**Margin [dB]**	**Detector**	**Polarity**
1	5688.262	20.53	33.55	5.85	0.00	59.93	96.59	36.66	PK	Vertical
2	5725.000	17.26	33.75	5.87	0.00	56.88	125.30	68.42	PK	Vertical
3	5820.157	52.89	34.12	5.92	0.00	92.93	125.30	32.37	PK	Vertical
4	5850.000	15.95	34.00	5.94	0.00	55.89	125.27	69.38	PK	Vertical
5	5880.661	18.89	34.06	5.95	0.00	58.90	101.10	42.20	PK	Vertical

Note:
1. Level = Reading + Cable loss + Antenna Factor + AMP
2. If Peak Result complies with AV limit, AV Result is deemed to comply with AV limit.
3. Test setup: RBW: 1 MHz, VBW: 3 MHz, Sweep time: auto.

TR-4-E-009 Radiated Emission Test Result

Test Date:	2024-04-24	**Tested By**:	Juchang Du
EUT:	Senza Cloud Connector	**Model Number**:	SZC004
Test Mode:	11N40 TX 5755MHz	**Power Supply**:	DC 5V
Condition:	Temp:23.5°C;Humi:59.7%	**Test Site**:	DDT 3# Chamber
File Path:	d:\ts\2024 report data\Q24021902-2E\FCC ABOVE 1G 5.8G\25		
Memo:	Sample Number:S24021902-002 Power Setting:38		

Test Graph

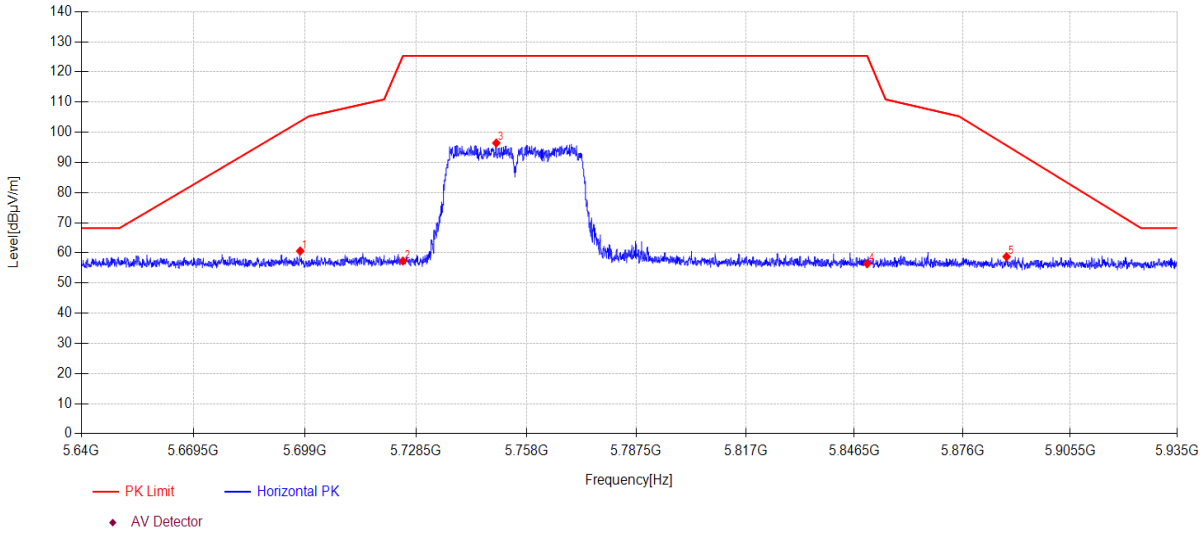

Data List										
N O.	**Freq. [MHz]**	**Reading [dBµV/m]**	**Antenna Factor [dB]**	**Cable loss [dB]**	**AMP [dB]**	**Level [dBµV/m]**	**Limit [dBµV/m]**	**Margin [dB]**	**Detector**	**Polarity**
1	5697.702	21.17	33.59	5.86	0.00	60.62	103.59	42.97	PK	Horizontal
2	5725.000	17.69	33.75	5.87	0.00	57.31	125.30	67.99	PK	Horizontal
3	5749.917	56.65	33.90	5.88	0.00	96.43	125.30	28.87	PK	Horizontal
4	5850.000	16.47	34.00	5.94	0.00	56.41	125.27	68.86	PK	Horizontal
5	5888.036	18.72	34.08	5.95	0.00	58.75	95.63	36.88	PK	Horizontal

Note:
1. Level = Reading + Cable loss + Antenna Factor + AMP
2. If Peak Result complies with AV limit, AV Result is deemed to comply with AV limit.
3. Test setup: RBW: 1 MHz, VBW: 3 MHz, Sweep time: auto.

TR-4-E-009 Radiated Emission Test Result

Test Date:	2024-04-24	**Tested By**:	Juchang Du
EUT:	Senza Cloud Connector	**Model Number**:	SZC004
Test Mode:	11N40 TX 5755MHz	**Power Supply**:	DC 5V
Condition:	Temp:23.5°C;Humi:59.7%	**Test Site**:	DDT 3# Chamber
File Path:	d:\ts\2024 report data\Q24021902-2E\FCC ABOVE 1G 5.8G\26		
Memo:	Sample Number:S24021902-002 Power Setting:38		

Test Graph

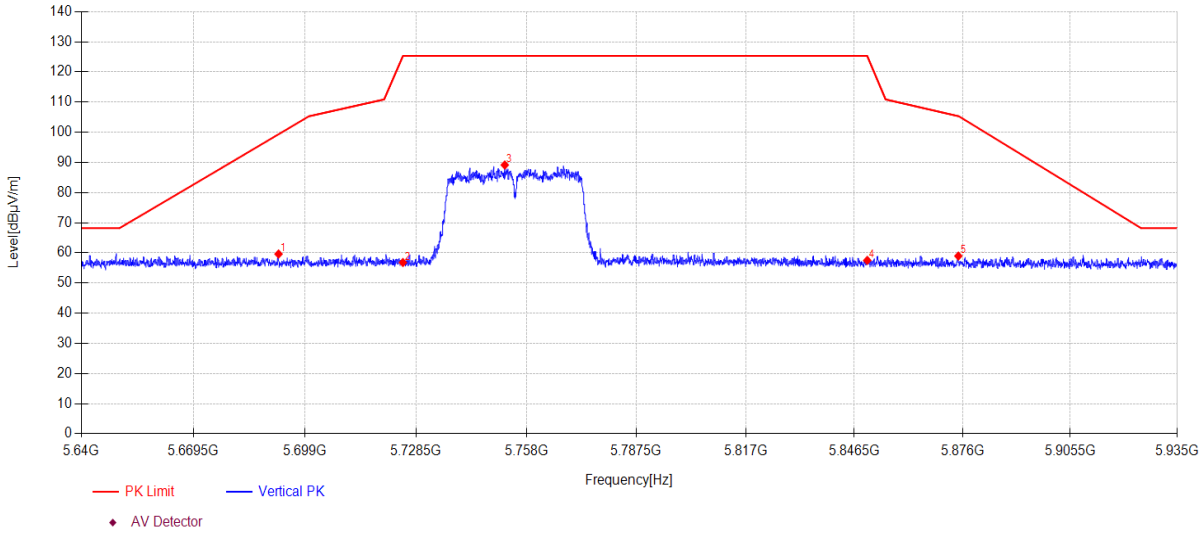

Data List

N O.	Freq. [MHz]	Reading [dBµV/m]	Antenna Factor [dB]	Cable loss [dB]	AMP [dB]	Level [dBµV/m]	Limit [dBµV/m]	Margin [dB]	Detector	Polarity
1	5691.979	20.20	33.57	5.86	0.00	59.63	99.35	39.72	PK	Vertical
2	5725.000	17.18	33.75	5.87	0.00	56.80	125.30	68.50	PK	Vertical
3	5752.189	49.35	33.91	5.89	0.00	89.15	125.30	36.15	PK	Vertical
4	5850.000	17.57	34.00	5.94	0.00	57.51	125.27	67.76	PK	Vertical
5	5874.850	18.95	34.05	5.95	0.00	58.95	105.34	46.39	PK	Vertical

Note:
1. Level = Reading + Cable loss + Antenna Factor + AMP
2. If Peak Result complies with AV limit, AV Result is deemed to comply with AV limit.
3. Test setup: RBW: 1 MHz, VBW: 3 MHz, Sweep time: auto.

TR-4-E-009 Radiated Emission Test Result

Test Date:	2024-04-24	**Tested By**:	Juchang Du
EUT:	Senza Cloud Connector	**Model Number**:	SZC004
Test Mode:	11N40 TX 5795MHz	**Power Supply**:	DC 5V
Condition:	Temp:23.5°C;Humi:59.7%	**Test Site**:	DDT 3# Chamber
File Path:	d:\ts\2024 report data\Q24021902-2E\FCC ABOVE 1G 5.8G\27		
Memo:	Sample Number:S24021902-002 Power Setting:38		

Test Graph

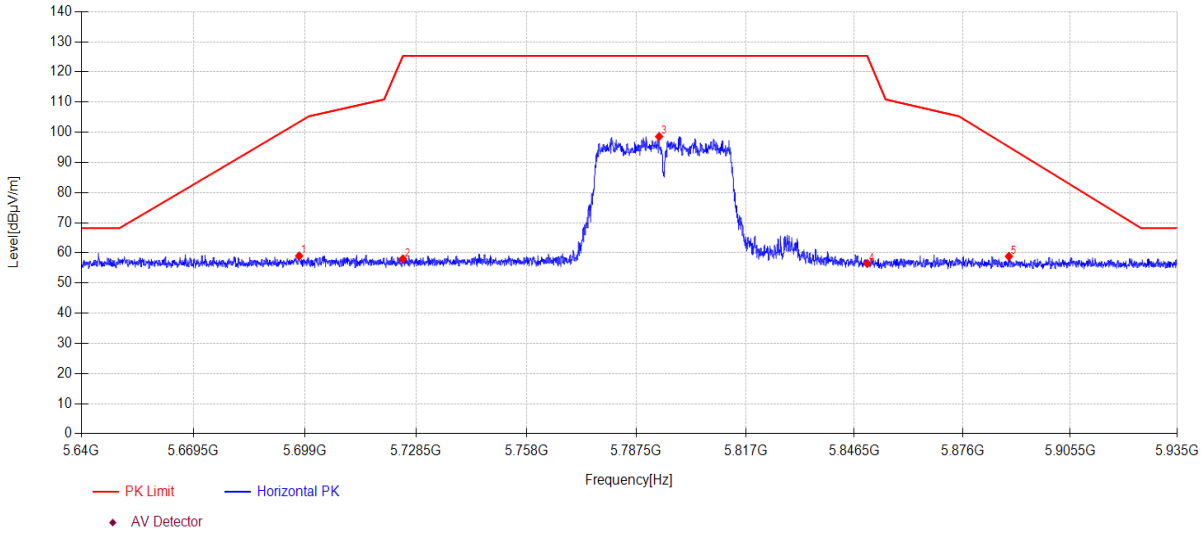

Data List										
N O.	**Freq. [MHz]**	**Reading [dBµV/m]**	**Antenna Factor [dB]**	**Cable loss [dB]**	**AMP [dB]**	**Level [dBµV/m]**	**Limit [dBµV/m]**	**Margin [dB]**	**Detector**	**Polarity**
1	5697.437	19.52	33.59	5.86	0.00	58.97	103.40	44.43	PK	Horizontal
2	5725.000	18.37	33.75	5.87	0.00	57.99	125.30	67.31	PK	Horizontal
3	5793.636	58.51	34.16	5.91	0.00	98.58	125.30	26.72	PK	Horizontal
4	5850.000	16.54	34.00	5.94	0.00	56.48	125.27	68.79	PK	Horizontal
5	5888.685	18.81	34.08	5.95	0.00	58.84	95.15	36.31	PK	Horizontal

Note:
1. Level = Reading + Cable loss + Antenna Factor + AMP
2. If Peak Result complies with AV limit, AV Result is deemed to comply with AV limit.
3. Test setup: RBW: 1 MHz, VBW: 3 MHz, Sweep time: auto.

TR-4-E-009 Radiated Emission Test Result

Test Date:	2024-04-24	**Tested By**:	Juchang Du
EUT:	Senza Cloud Connector	**Model Number**:	SZC004
Test Mode:	11N40 TX 5795MHz	**Power Supply**:	DC 5V
Condition:	Temp:23.5°C;Humi:59.7%	**Test Site**:	DDT 3# Chamber
File Path:	d:\ts\2024 report data\Q24021902-2E\FCC ABOVE 1G 5.8G\28		
Memo:	Sample Number:S24021902-002 Power Setting:38		

Test Graph

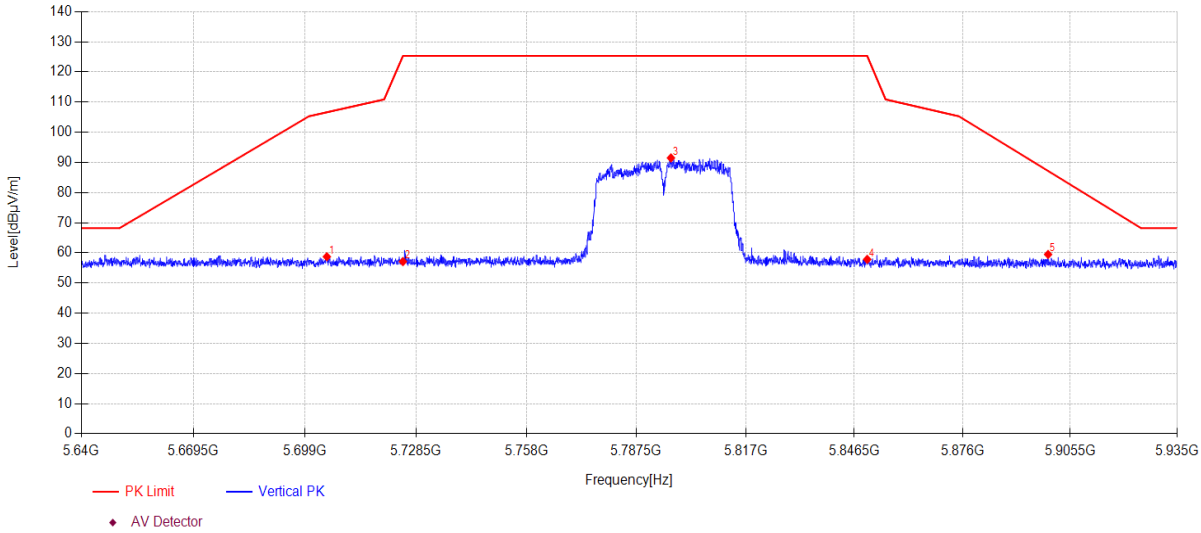

Data List										
N O.	**Freq. [MHz]**	**Reading [dBµV/m]**	**Antenna Factor [dB]**	**Cable loss [dB]**	**AMP [dB]**	**Level [dBµV/m]**	**Limit [dBµV/m]**	**Margin [dB]**	**Detector**	**Polarity**
1	5704.782	19.24	33.63	5.86	0.00	58.73	106.64	47.91	PK	Vertical
2	5725.000	17.49	33.75	5.87	0.00	57.11	125.30	68.19	PK	Vertical
3	5796.822	51.41	34.18	5.91	0.00	91.50	125.30	33.80	PK	Vertical
4	5850.000	17.91	34.00	5.94	0.00	57.85	125.27	67.42	PK	Vertical
5	5899.423	19.43	34.10	5.96	0.00	59.49	87.18	27.69	PK	Vertical

Note:
1. Level = Reading + Cable loss + Antenna Factor + AMP
2. If Peak Result complies with AV limit, AV Result is deemed to comply with AV limit.
3. Test setup: RBW: 1 MHz, VBW: 3 MHz, Sweep time: auto.

TR-4-E-009 Radiated Emission Test Result

Test Date:	2024-04-24	**Tested By**:	Juchang Du
EUT:	Senza Cloud Connector	**Model Number**:	SZC004
Test Mode:	11AC40 TX 5755MHz	**Power Supply**:	DC 5V
Condition:	Temp:23.5°C;Humi:59.7%	**Test Site**:	DDT 3# Chamber
File Path:	d:\ts\2024 report data\Q24021902-2E\FCC ABOVE 1G 5.8G\29		
Memo:	Sample Number:S24021902-002 Power Setting:38		

Test Graph

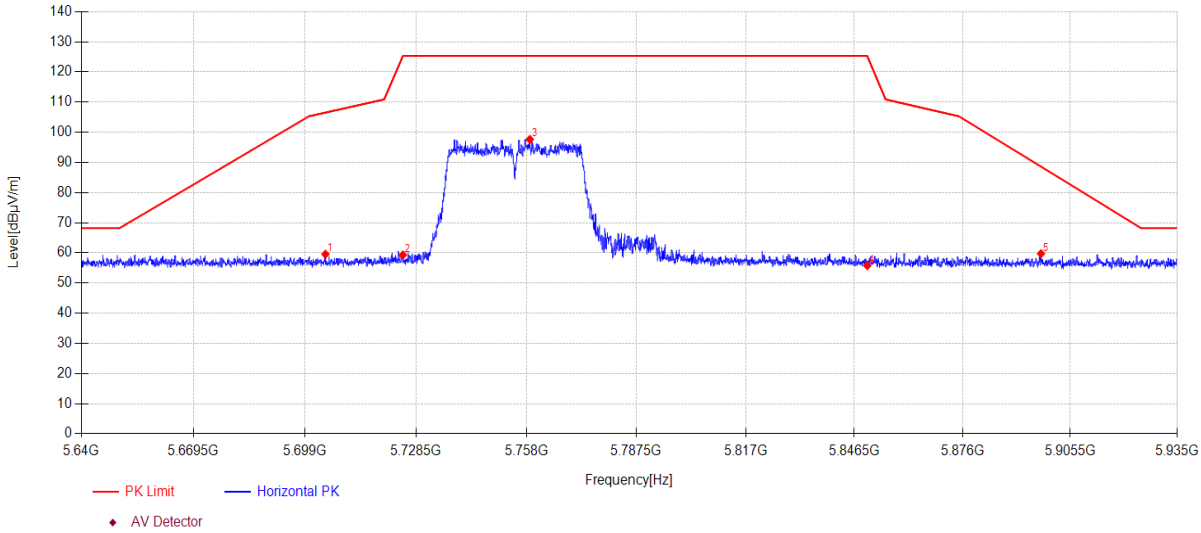

Data List										
NO.	**Freq. [MHz]**	**Reading [dBµV/m]**	**Antenna Factor [dB]**	**Cable loss [dB]**	**AMP [dB]**	**Level [dBµV/m]**	**Limit [dBµV/m]**	**Margin [dB]**	**Detector**	**Polarity**
1	5704.399	20.07	33.63	5.86	0.00	59.56	106.53	46.97	PK	Horizontal
2	5725.000	19.70	33.75	5.87	0.00	59.32	125.30	65.98	PK	Horizontal
3	5758.915	57.79	33.95	5.89	0.00	97.63	125.30	27.67	PK	Horizontal
4	5850.000	15.81	34.00	5.94	0.00	55.75	125.27	69.52	PK	Horizontal
5	5897.476	19.69	34.09	5.96	0.00	59.74	88.62	28.88	PK	Horizontal

Note:
1. Level = Reading + Cable loss + Antenna Factor + AMP
2. If Peak Result complies with AV limit, AV Result is deemed to comply with AV limit.
3. Test setup: RBW: 1 MHz, VBW: 3 MHz, Sweep time: auto.

TR-4-E-009 Radiated Emission Test Result

Test Date:	2024-04-24	**Tested By**:	Juchang Du
EUT:	Senza Cloud Connector	**Model Number**:	SZC004
Test Mode:	11AC40 TX 5755MHz	**Power Supply**:	DC 5V
Condition:	Temp:23.5°C;Humi:59.7%	**Test Site**:	DDT 3# Chamber
File Path:	d:\ts\2024 report data\Q24021902-2E\FCC ABOVE 1G 5.8G\30		
Memo:	Sample Number:S24021902-002 Power Setting:38		

Test Graph

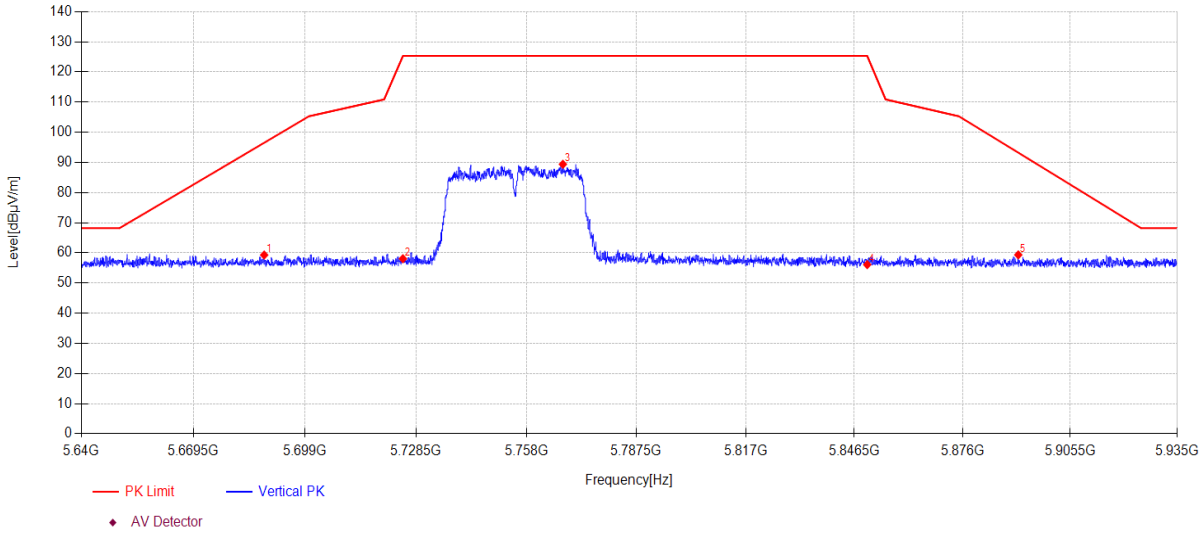

Data List										
N O.	**Freq. [MHz]**	**Reading [dBµV/m]**	**Antenna Factor [dB]**	**Cable loss [dB]**	**AMP [dB]**	**Level [dBµV/m]**	**Limit [dBµV/m]**	**Margin [dB]**	**Detector**	**Polarity**
1	5688.174	19.90	33.55	5.85	0.00	59.30	96.52	37.22	PK	Vertical
2	5725.000	18.44	33.75	5.87	0.00	58.06	125.30	67.24	PK	Vertical
3	5767.765	49.48	34.01	5.89	0.00	89.38	125.30	35.92	PK	Vertical
4	5850.000	16.16	34.00	5.94	0.00	56.10	125.27	69.17	PK	Vertical
5	5891.252	19.30	34.08	5.96	0.00	59.34	93.24	33.90	PK	Vertical

Note:
1. Level = Reading + Cable loss + Antenna Factor + AMP
2. If Peak Result complies with AV limit, AV Result is deemed to comply with AV limit.
3. Test setup: RBW: 1 MHz, VBW: 3 MHz, Sweep time: auto.

TR-4-E-009 Radiated Emission Test Result

Test Date:	2024-04-24	**Tested By**:	Juchang Du
EUT:	Senza Cloud Connector	**Model Number**:	SZC004
Test Mode:	11AC40 TX 5795MHz	**Power Supply**:	DC 5V
Condition:	Temp:23.5°C;Humi:59.7%	**Test Site**:	DDT 3# Chamber
File Path:	d:\ts\2024 report data\Q24021902-2E\FCC ABOVE 1G 5.8G\31		
Memo:	Sample Number:S24021902-002 Power Setting:38		

Test Graph

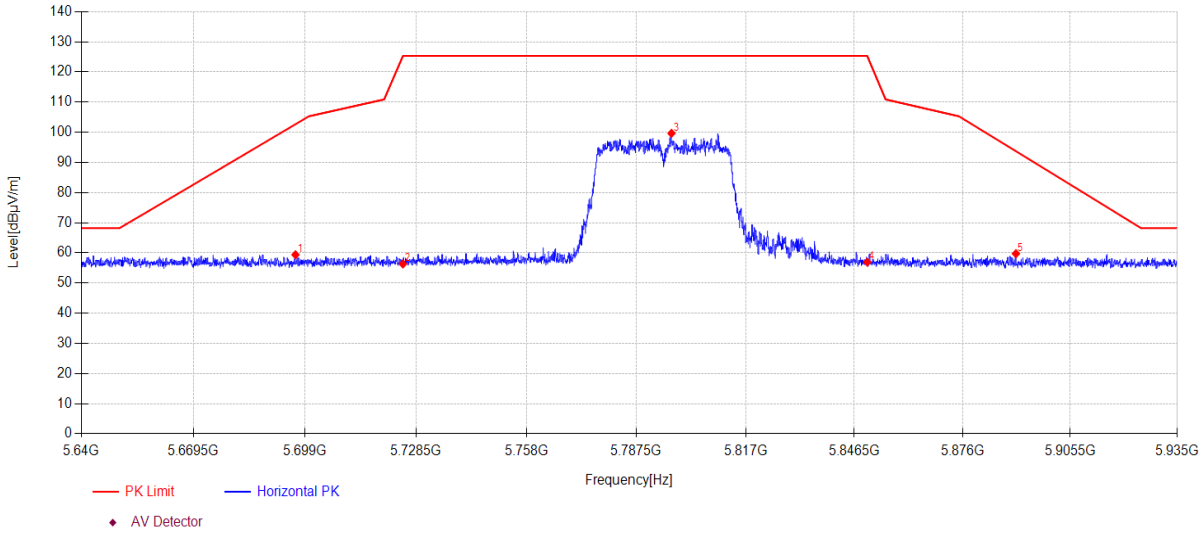

Data List										
N O.	**Freq. [MHz]**	**Reading [dBµV/m]**	**Antenna Factor [dB]**	**Cable loss [dB]**	**AMP [dB]**	**Level [dBµV/m]**	**Limit [dBµV/m]**	**Margin [dB]**	**Detector**	**Polarity**
1	5696.463	19.92	33.59	5.86	0.00	59.37	102.68	43.31	PK	Horizontal
2	5725.000	16.71	33.75	5.87	0.00	56.33	125.30	68.97	PK	Horizontal
3	5796.970	59.56	34.18	5.91	0.00	99.65	125.30	25.65	PK	Horizontal
4	5850.000	17.00	34.00	5.94	0.00	56.94	125.27	68.33	PK	Horizontal
5	5890.603	19.69	34.08	5.96	0.00	59.73	93.72	33.99	PK	Horizontal

Note:
1. Level = Reading + Cable loss + Antenna Factor + AMP
2. If Peak Result complies with AV limit, AV Result is deemed to comply with AV limit.
3. Test setup: RBW: 1 MHz, VBW: 3 MHz, Sweep time: auto.

TR-4-E-009 Radiated Emission Test Result

Test Date:	2024-04-24	**Tested By**:	Juchang Du
EUT:	Senza Cloud Connector	**Model Number**:	SZC004
Test Mode:	11AC40 TX 5795MHz	**Power Supply**:	DC 5V
Condition:	Temp:23.5°C;Humi:59.7%	**Test Site**:	DDT 3# Chamber
File Path:	d:\ts\2024 report data\Q24021902-2E\FCC ABOVE 1G 5.8G\32		
Memo:	Sample Number:S24021902-002 Power Setting:38		

Test Graph

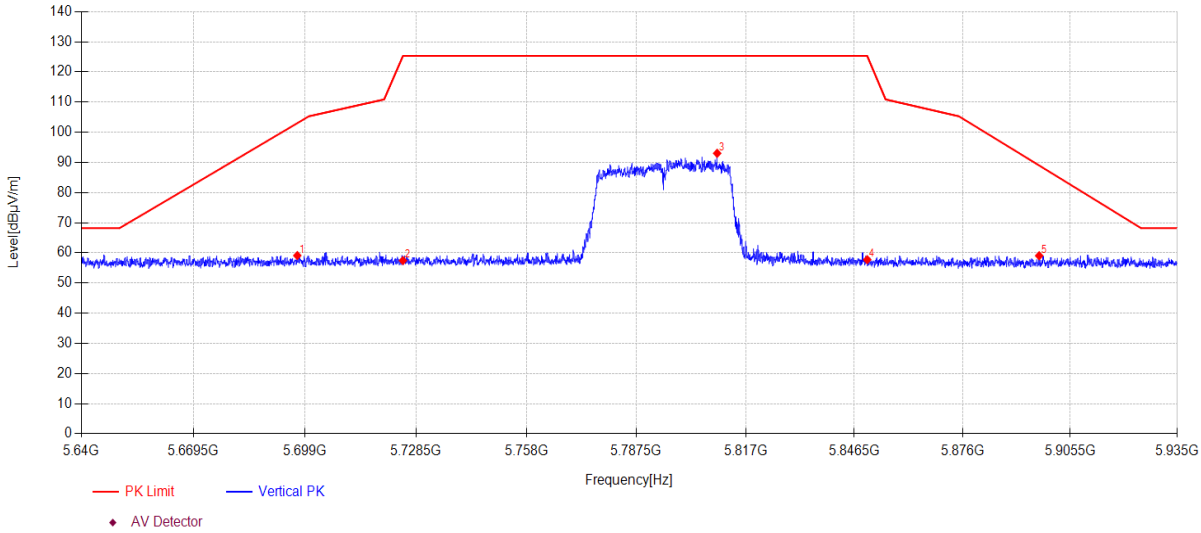

Data List										
N O.	**Freq. [MHz]**	**Reading [dBµV/m]**	**Antenna Factor [dB]**	**Cable loss [dB]**	**AMP [dB]**	**Level [dBµV/m]**	**Limit [dBµV/m]**	**Margin [dB]**	**Detector**	**Polarity**
1	5696.935	19.66	33.59	5.86	0.00	59.11	103.03	43.92	PK	Vertical
2	5725.000	17.83	33.75	5.87	0.00	57.45	125.30	67.85	PK	Vertical
3	5809.301	52.95	34.16	5.91	0.00	93.02	125.30	32.28	PK	Vertical
4	5850.000	17.80	34.00	5.94	0.00	57.74	125.27	67.53	PK	Vertical
5	5896.975	19.01	34.09	5.96	0.00	59.06	88.99	29.93	PK	Vertical

Note:
1. Level = Reading + Cable loss + Antenna Factor + AMP
2. If Peak Result complies with AV limit, AV Result is deemed to comply with AV limit.
3. Test setup: RBW: 1 MHz, VBW: 3 MHz, Sweep time: auto.

TR-4-E-009 Radiated Emission Test Result

Test Date:	2024-04-24	**Tested By**:	Juchang Du
EUT:	Senza Cloud Connector	**Model Number**:	SZC004
Test Mode:	11AC80 TX 5775MHz	**Power Supply**:	DC 5V
Condition:	Temp:23.5°C;Humi:59.7%	**Test Site**:	DDT 3# Chamber
File Path:	d:\ts\2024 report data\Q24021902-2E\FCC ABOVE 1G 5.8G\33		
Memo:	Sample Number:S24021902-002 Power Setting:38		

Test Graph

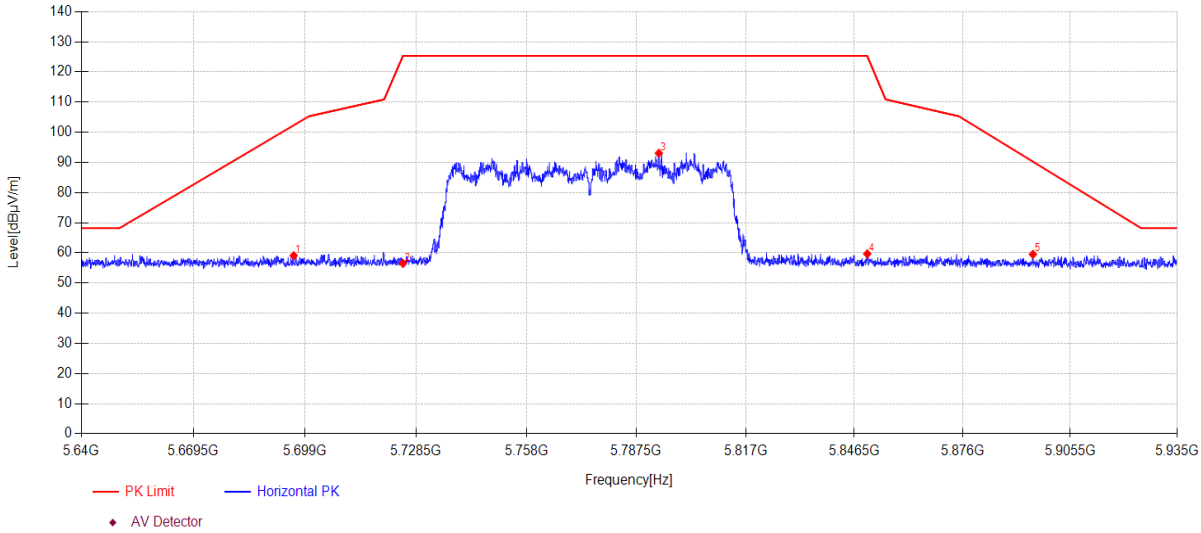

Data List										
N O.	**Freq. [MHz]**	**Reading [dBµV/m]**	**Antenna Factor [dB]**	**Cable loss [dB]**	**AMP [dB]**	**Level [dBµV/m]**	**Limit [dBµV/m]**	**Margin [dB]**	**Detector**	**Polarity**
1	5695.991	19.64	33.58	5.86	0.00	59.08	102.33	43.25	PK	Horizontal
2	5725.000	16.89	33.75	5.87	0.00	56.51	125.30	68.79	PK	Horizontal
3	5793.577	53.00	34.16	5.91	0.00	93.07	125.30	32.23	PK	Horizontal
4	5850.000	19.74	34.00	5.94	0.00	59.68	125.27	65.59	PK	Horizontal
5	5895.264	19.48	34.09	5.96	0.00	59.53	90.26	30.73	PK	Horizontal

Note:
1. Level = Reading + Cable loss + Antenna Factor + AMP
2. If Peak Result complies with AV limit, AV Result is deemed to comply with AV limit.
3. Test setup: RBW: 1 MHz, VBW: 3 MHz, Sweep time: auto.

TR-4-E-009 Radiated Emission Test Result

Test Date:	2024-04-24	**Tested By**:	Juchang Du
EUT:	Senza Cloud Connector	**Model Number**:	SZC004
Test Mode:	11AC80 TX 5775MHz	**Power Supply**:	DC 5V
Condition:	Temp:23.5°C;Humi:59.7%	**Test Site**:	DDT 3# Chamber
File Path:	d:\ts\2024 report data\Q24021902-2E\FCC ABOVE 1G 5.8G\34		
Memo:	Sample Number:S24021902-002 Power Setting:38		

Test Graph

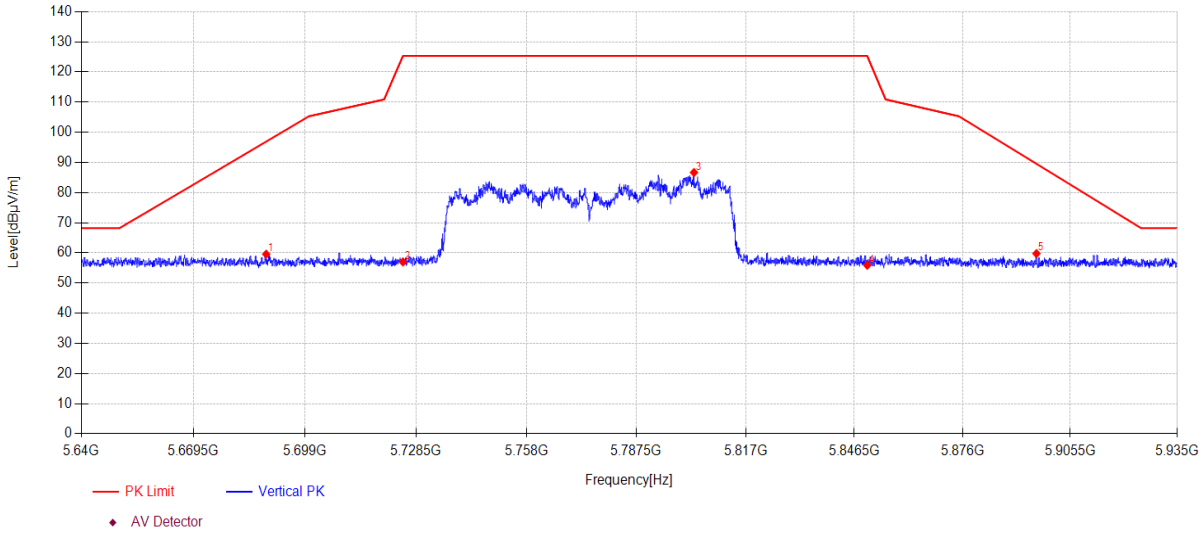

Data List										
N O.	**Freq. [MHz]**	**Reading [dBµV/m]**	**Antenna Factor [dB]**	**Cable loss [dB]**	**AMP [dB]**	**Level [dBµV/m]**	**Limit [dBµV/m]**	**Margin [dB]**	**Detector**	**Polarity**
1	5688.705	20.17	33.55	5.85	0.00	59.57	96.92	37.35	PK	Vertical
2	5725.000	17.37	33.75	5.87	0.00	56.99	125.30	68.31	PK	Vertical
3	5803.047	46.56	34.19	5.91	0.00	86.66	125.30	38.64	PK	Vertical
4	5850.000	15.97	34.00	5.94	0.00	55.91	125.27	69.36	PK	Vertical
5	5896.237	19.73	34.09	5.96	0.00	59.78	89.54	29.76	PK	Vertical

Note:
1. Level = Reading + Cable loss + Antenna Factor + AMP
2. If Peak Result complies with AV limit, AV Result is deemed to comply with AV limit.
3. Test setup: RBW: 1 MHz, VBW: 3 MHz, Sweep time: auto.

15.Power Line Conducted Emissions

15.1. Test equipment

Equipment	Manufacturer	Model No.	Serial No.	Cal Due To
Two Line V-Network	R&S	ENV216	DDT-ZC02056	2024/07/11
Condected Radiated Software	Audix	E3	DDT-ZC00562	/
Δ-shaped artificial power network	SCHWARZBECK	PVDC 8301	DDT-ZC03939	2025/04/01
RF Cable	Yuhu Technology	Z806-NJ-NJ-6M	DDT-ZC02004	2024/07/14
Two Line V-Network	R&S	ENV216	DDT-ZC02059	2024/07/11
Three-phase artificial power network	SCHWARZBECK	NSLK 8163	DDT-ZC01572	2024/07/11
Pulse Limiter	SCHWARZBECK	VTSD 9561	DDT-ZC02128	2024/07/14
EMI Test Receiver	R&S	ESCI/E3	DDT-ZC01297	2024/07/11

15.2. Block diagram of test setup

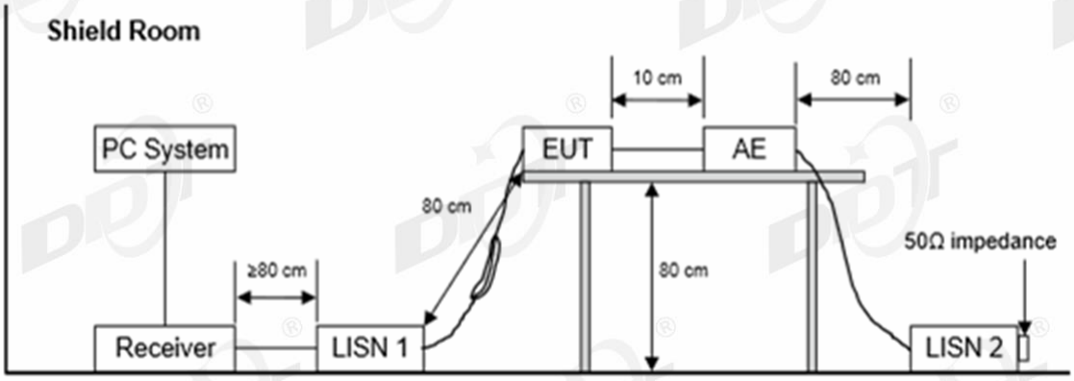

15.3. Limits

Frequency	Quasi-Peak Level dB(mV)	Average Level dB(mV)
150 kHz~500 kHz	66 ~ 56*	56 ~ 46*
500 kHz~5 MHz	56	46
5 MHz~30 MHz	60	50

Note 1: * Decreasing linearly with logarithm of frequency.

Note 2: The lower limit shall apply at the transition frequencies.

15.4. Assistant equipment used for test

Assistant equipment	Manufacturer	Model number	Description	other
AC Adapter	HUAWEI	HW-050450C00	Input: 100-240V~ 50/60Hz, Output: 5V/2A or 4.5V/5A or 5V/4.5A	N/A

15.5. Test procedure

The EUT and Support equipment, if needed, were put placed on a non-metallic table, 80cm above the ground plane.

All support equipment power received from a second LISN.

Emissions were measured on each current carrying line of the EUT using an EMI Test Receiver connected to the LISN powering the EUT.

The Receiver scanned from 150 kHz to 30 MHz for emissions in each of the test modes.

During the above scans, the emissions were maximized by cable manipulation.

The test mode(s) described in clause 2.4 were scanned during the preliminary test.

After the preliminary scan, we found the test mode producing the highest emission level.

The EUT configuration and worse cable configuration of the above highest emission levels were recorded for reference of the final test.

EUT and support equipment were set up on the test bench as per the configuration with highest emission level in the preliminary test.

A scan was taken on both power lines, Neutral and Line, recording at least the six highest emissions.

Emission frequency and amplitude were recorded into a computer in which correction factors were used to calculate the emission level and compare reading to the applicable limit.

The test data of the worst-case condition(s) was recorded.

The bandwidth of test receiver is set at 9 kHz.

15.6. Test result

PASS. (See below detailed test result)

Note1: All emissions not reported below are too low against the prescribed limits.

Note2: "-----" means Peak detection; "-----" means Average detection.

Note3: Pre-test AC conducted emission at both voltage AC 120V/60Hz and AC 240V/50Hz, recorded the worst case.

15.7. Test data

TR-4-E-010 Conducted Emission Test Result

Test Site	: DDT 6# Shield Room	D:\2024 Report Date\Q24021902-2E\0419 CE.EM6	
Test Date	: 2024-04-19	**Tested By**	: Antony Zeng
EUT	: Senza Cloud Connector	**Model Number**	: SZC004
Power Supply	: AC 120V/60Hz	**Test Mode**	: 5G mode
Condition	: Temp:21.8°C,Humi:51.5%	**LISN**	: 2023 ENV 216 3#/LINE
Memo	:		

Data: 18

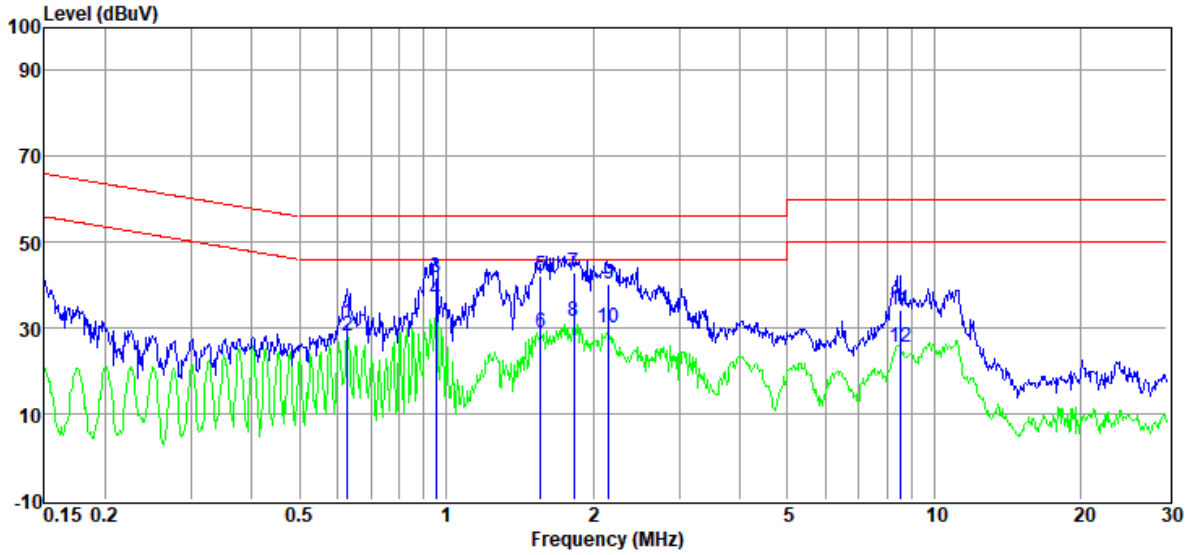

Item (Mark)	Freq. (MHz)	Read Level (dBµV)	LISN Factor (dB)	Cable Loss (dB)	Pulse Limiter Factor (dB)	Result Level (dBµV)	Limit Line (dBµV)	Over Limit (dB)	Detector	Phase
1	0.63	11.36	9.68	0.14	9.96	31.14	56.00	-24.86	QP	LINE
2	0.63	8.30	9.68	0.14	9.96	28.08	46.00	-17.92	Average	LINE
3	0.95	21.83	9.69	0.24	9.97	41.73	56.00	-14.27	QP	LINE
4	0.95	16.41	9.69	0.24	9.97	36.31	46.00	-9.69	Average	LINE
5	1.56	22.42	9.52	0.26	9.98	42.18	56.00	-13.82	QP	LINE
6	1.56	9.05	9.52	0.26	9.98	28.81	46.00	-17.19	Average	LINE
7	1.83	22.90	9.74	0.26	9.99	42.89	56.00	-13.11	QP	LINE
8	1.83	11.60	9.74	0.26	9.99	31.59	46.00	-14.41	Average	LINE
9	2.16	20.26	9.82	0.26	9.99	40.33	56.00	-15.67	QP	LINE
10	2.16	9.85	9.82	0.26	9.99	29.92	46.00	-16.08	Average	LINE
11	8.50	14.23	9.64	0.28	10.04	34.19	60.00	-25.81	QP	LINE
12	8.50	5.73	9.64	0.28	10.04	25.69	50.00	-24.31	Average	LINE

Note: 1. Result Level = Read Level +LISN Factor + Pulse Limiter Factor + Cable loss.
2. If QP Result complies with AV limit, AV Result is deemed to comply with AV limit.
3. Test setup: RBW: 200 Hz (9 kHz—150 kHz), 9 kHz (150 kHz—30 MHz).
4. Step size: 80Hz (0.009MHz-0.15MHz), 4 kHz (0.15MHz-30MHz), Scan time: auto.

TR-4-E-010 Conducted Emission Test Result

Test Site	: DDT 6# Shield Room	D:\2024 Report Date\Q24021902-2E\0419 CE.EM6	
Test Date	: 2024-04-19	**Tested By**	: Antony Zeng
EUT	: Senza Cloud Connector	**Model Number**	: SZC004
Power Supply	: AC 120V/60Hz	**Test Mode**	: 5G mode
Condition	: Temp:21.8°C,Humi:51.5%	**LISN**	: 2023 ENV 216 3#/NEUTRAL
Memo	:		

Data: 20

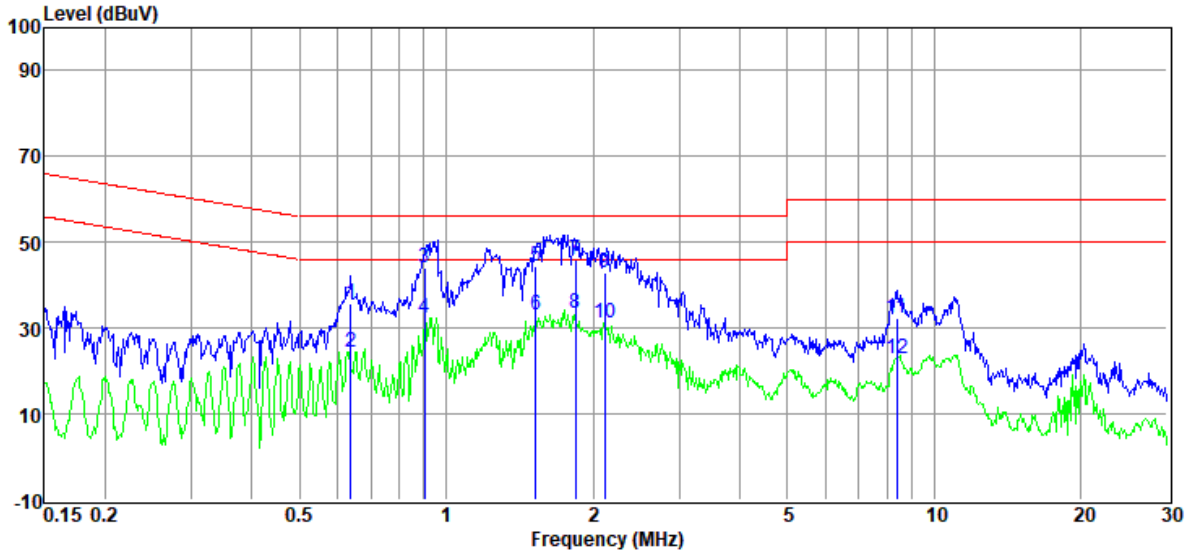

Item (Mark)	Freq. (MHz)	Read Level (dBµV)	LISN Factor (dB)	Cable Loss (dB)	Pulse Limiter Factor (dB)	Result Level (dBµV)	Limit Line (dBµV)	Over Limit (dB)	Detector	Phase
1	0.64	15.75	9.76	0.14	9.96	35.61	56.00	-20.39	QP	NEUTRAL
2	0.64	4.56	9.76	0.14	9.96	24.42	46.00	-21.58	Average	NEUTRAL
3	0.90	23.99	10.05	0.22	9.97	44.23	56.00	-11.77	QP	NEUTRAL
4	0.90	12.06	10.05	0.22	9.97	32.30	46.00	-13.70	Average	NEUTRAL
5	1.53	24.29	10.03	0.26	9.98	44.56	56.00	-11.44	QP	NEUTRAL
6	1.53	12.80	10.03	0.26	9.98	33.07	46.00	-12.93	Average	NEUTRAL
7	1.84	25.60	10.00	0.26	9.99	45.85	56.00	-10.15	QP	NEUTRAL
8	1.84	13.08	10.00	0.26	9.99	33.33	46.00	-12.67	Average	NEUTRAL
9	2.11	22.74	9.90	0.26	9.99	42.89	56.00	-13.11	QP	NEUTRAL
10	2.11	11.14	9.90	0.26	9.99	31.29	46.00	-14.71	Average	NEUTRAL
11	8.37	12.33	9.71	0.28	10.03	32.35	60.00	-27.65	QP	NEUTRAL
12	8.37	2.97	9.71	0.28	10.03	22.99	50.00	-27.01	Average	NEUTRAL

Note: 1. Result Level = Read Level +LISN Factor + Pulse Limiter Factor + Cable loss.
2. If QP Result complies with AV limit, AV Result is deemed to comply with AV limit.
3. Test setup: RBW: 200 Hz (9 kHz—150 kHz), 9 kHz (150 kHz—30 MHz).
4. Step size: 80Hz (0.009MHz-0.15MHz), 4 kHz (0.15MHz-30MHz), Scan time: auto.

17. Photos of the EUT

Please refer to DDT-Q24021902-1E appendix I

----------End Report----------