2DH5_Ant1_2402

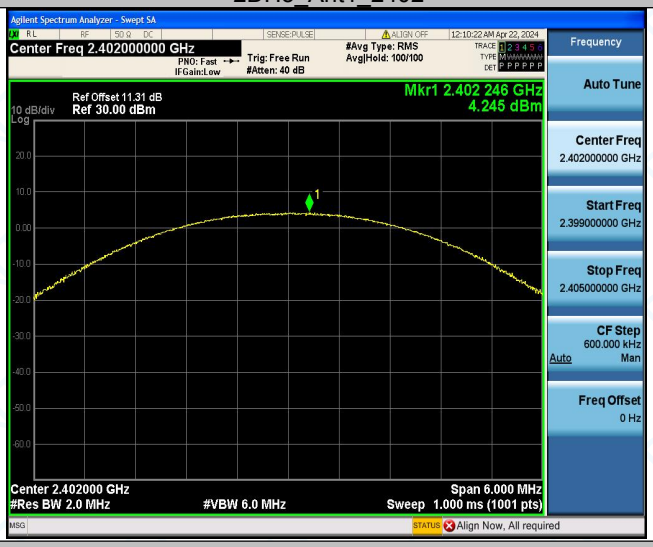

2DH5_Ant1_2441

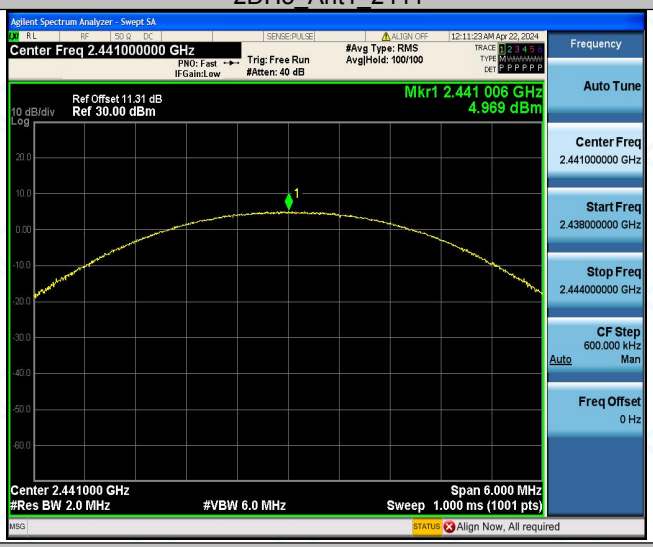

2DH5_Ant1_2480

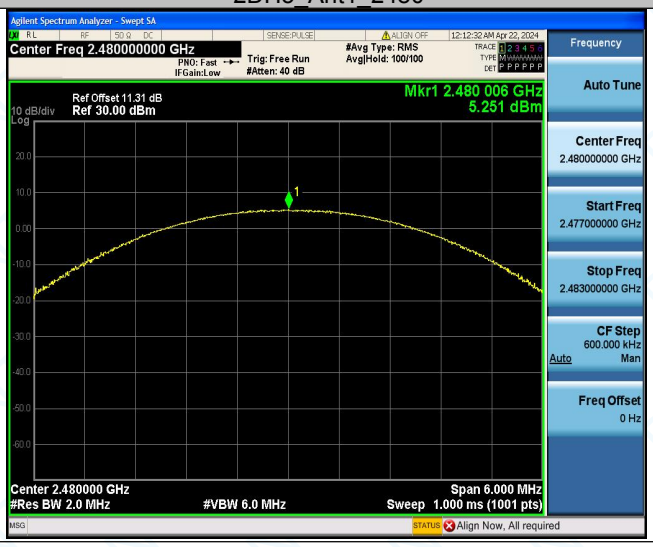

3DH5_Ant1_2402

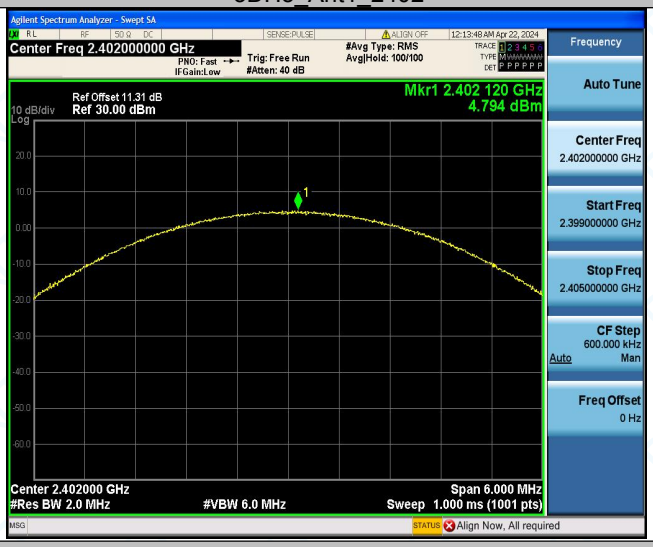

3DH5_Ant1_2441

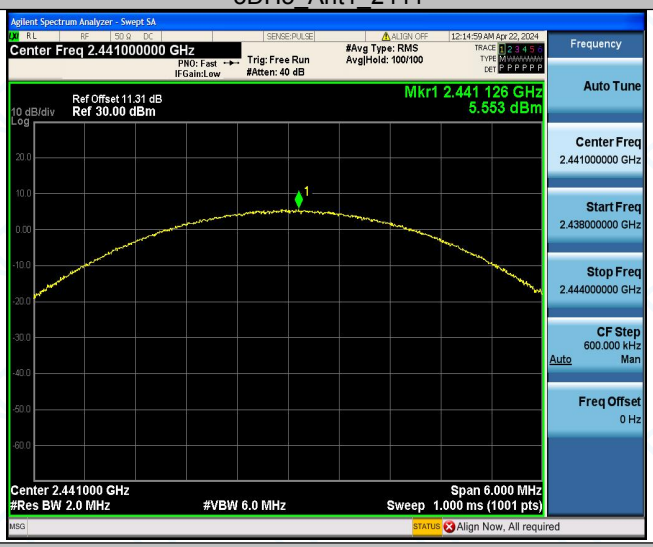

3DH5_Ant1_2480

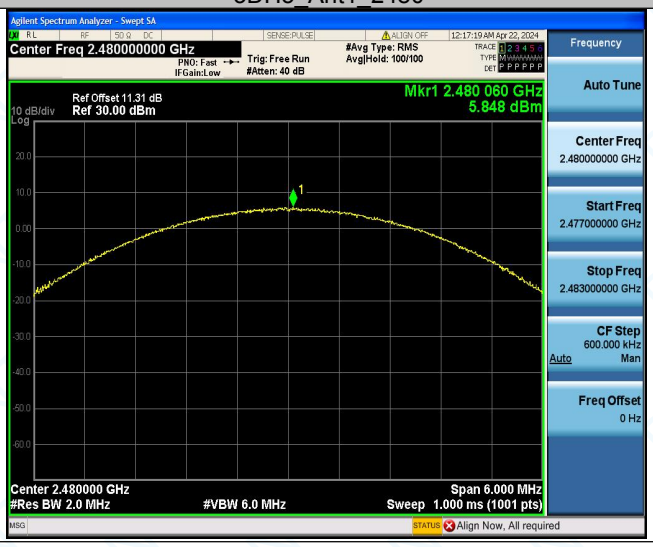

Appendix C: Carrier frequency separation

Test Result

Test Mode	Antenna	Freq(MHz)	Result[MHz]	Limit[MHz]	Verdict
DH5	Ant1	Hop	1.024	≥0.957	PASS
2DH5	Ant1	Hop	0.974	≥0.890	PASS
3DH5	Ant1	Hop	0.996	≥0.880	PASS

Test Graphs

DH5_Ant1_Hop

2DH5_Ant1_Hop

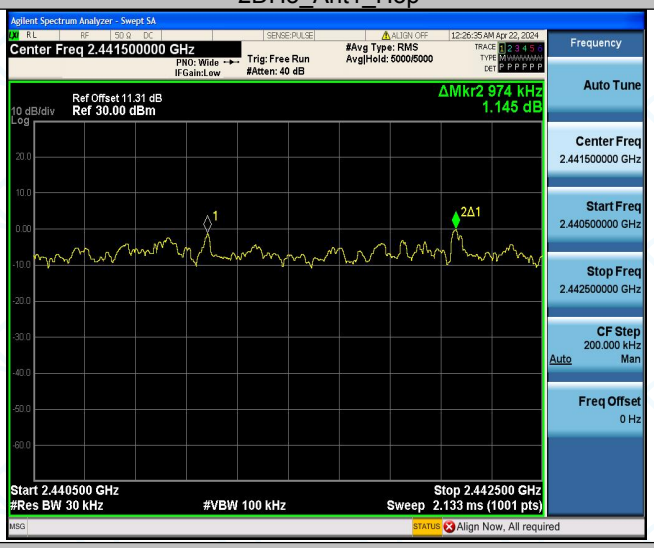

3DH5_Ant1_Hop

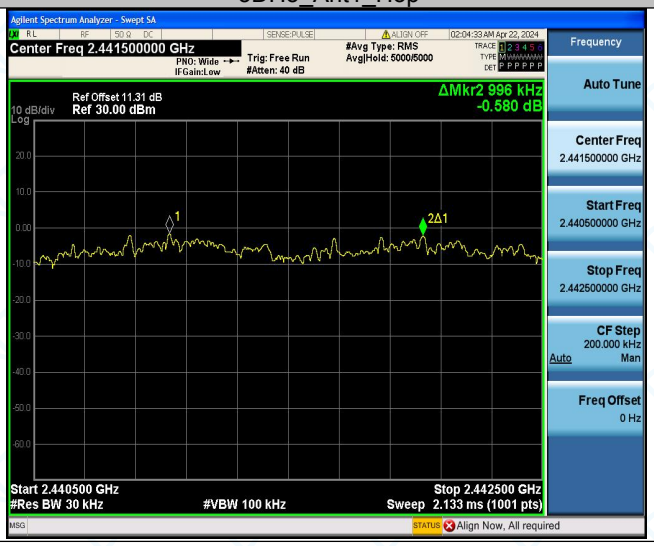

Appendix D: Dwell Time

Test Result

Test Mode	Antenna	Freq(MHz)	BurstWidth [ms]	TotalHops [Num]	Result[s]	Limit[s]	Verdict
DH1	Ant1	Hop	0.409	320	0.131	≤0.4	PASS
DH3	Ant1	Hop	1.666	160	0.267	≤0.4	PASS
DH5	Ant1	Hop	2.920	106.67	0.311	≤0.4	PASS
2DH1	Ant1	Hop	0.418	320	0.134	≤0.4	PASS
2DH3	Ant1	Hop	1.671	160	0.267	≤0.4	PASS
2DH5	Ant1	Hop	2.918	106.67	0.311	≤0.4	PASS
3DH1	Ant1	Hop	0.418	320	0.134	≤0.4	PASS
3DH3	Ant1	Hop	1.671	160	0.267	≤0.4	PASS
3DH5	Ant1	Hop	2.920	106.67	0.311	≤0.4	PASS

Test Graphs

DH1_Ant1_Hop

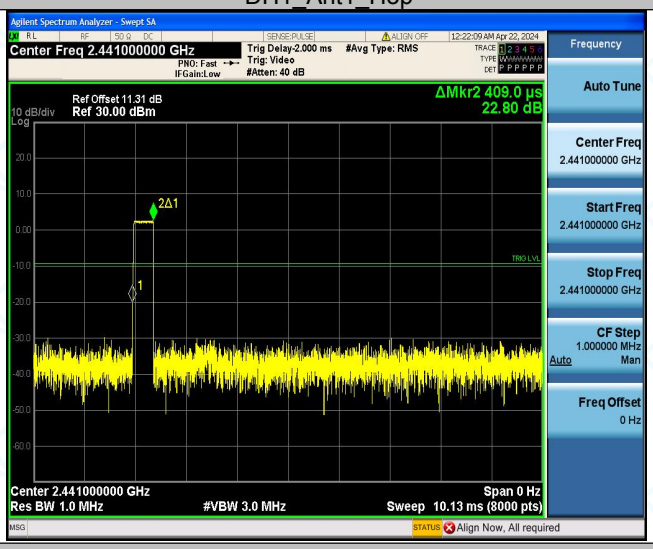

DH3_Ant1_Hop

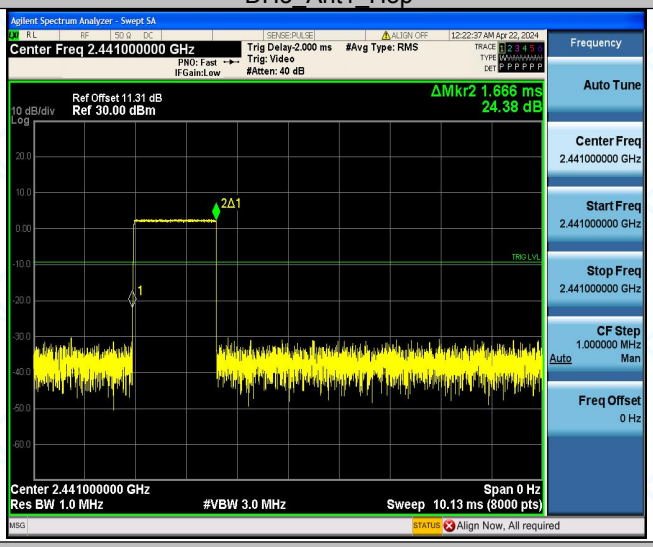

DH5_Ant1_Hop

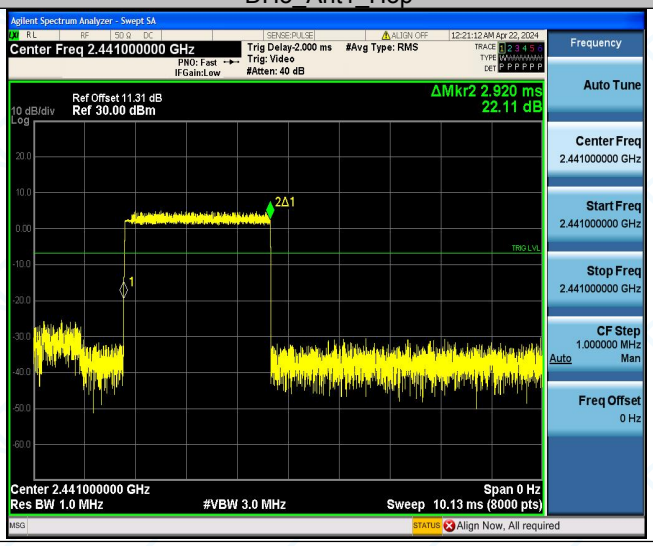

2DH1_Ant1_Hop

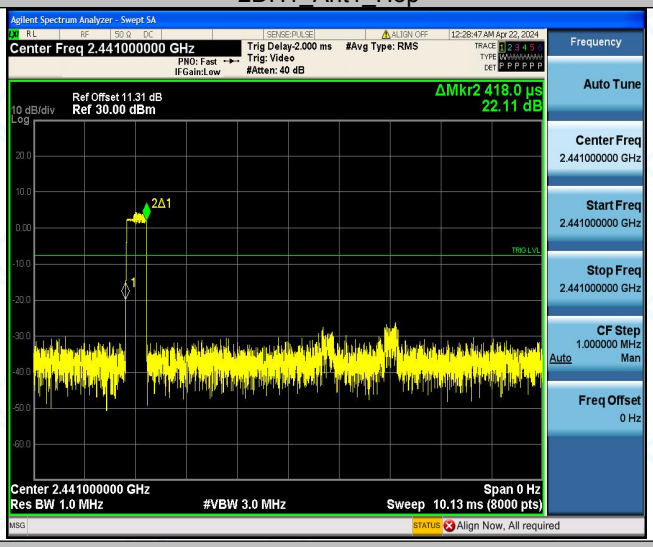

2DH3_Ant1_Hop

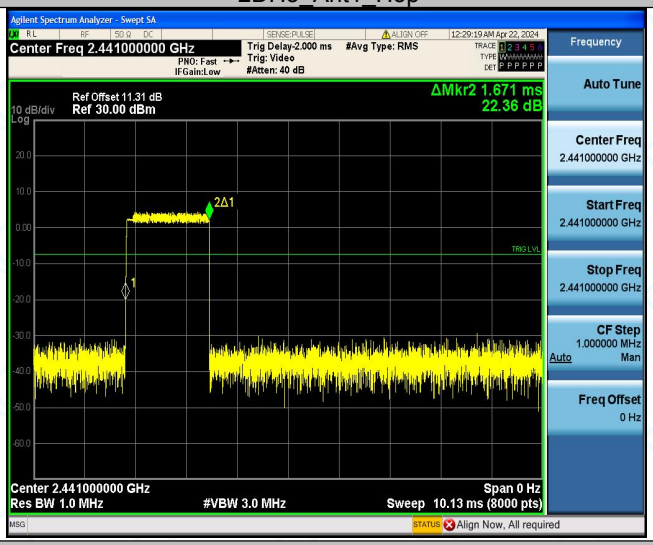

2DH5_Ant1_Hop

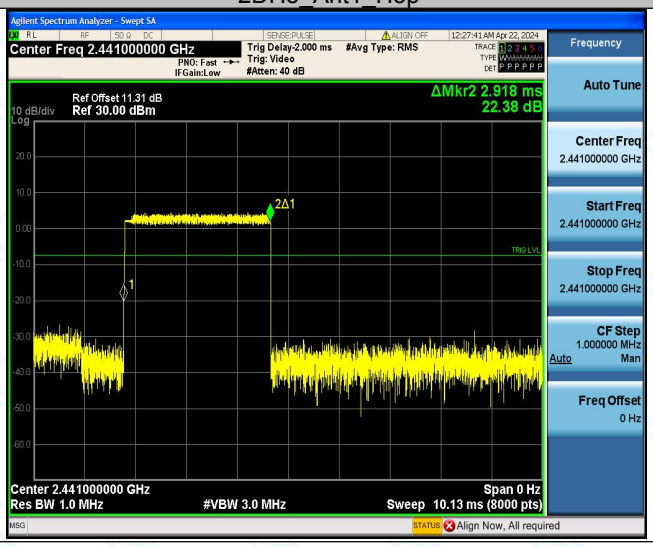

3DH1_Ant1_Hop

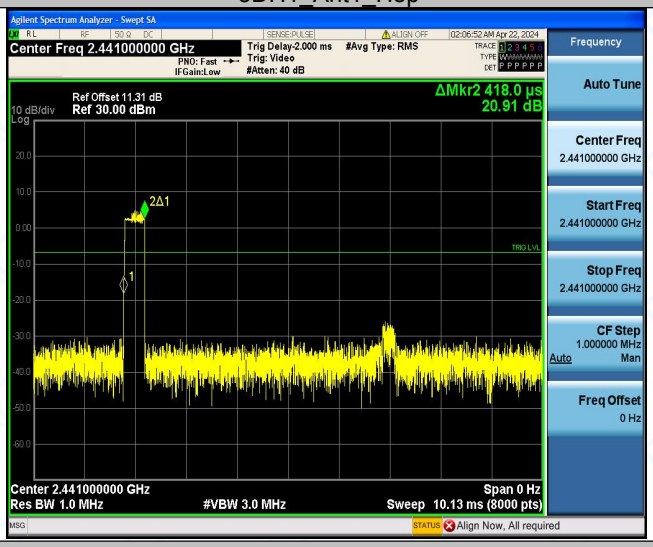

3DH3_Ant1_Hop

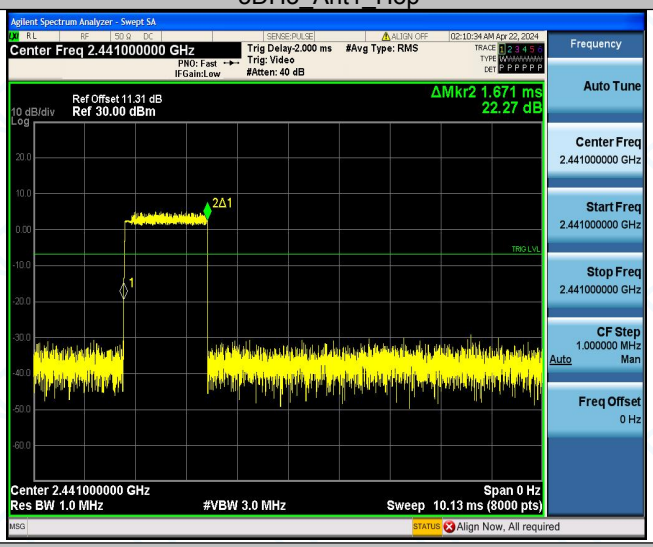

3DH5_Ant1_Hop

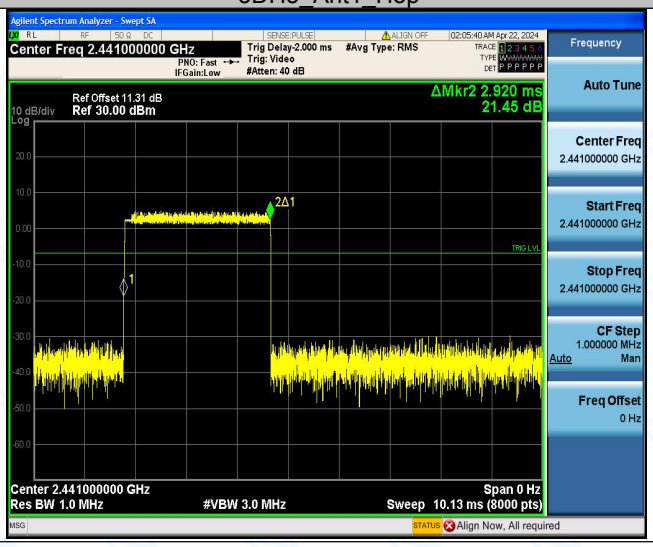

Appendix F: Number of hopping channels

Test Result

TestMode	Antenna	Freq(MHz)	Result[Num]	Limit[Num]	Verdict
DH5	Ant1	Hop	79	≥15	PASS
2DH5	Ant1	Hop	79	≥15	PASS
3DH5	Ant1	Hop	79	≥15	PASS

Test Graphs

DH5_Ant1_Hop

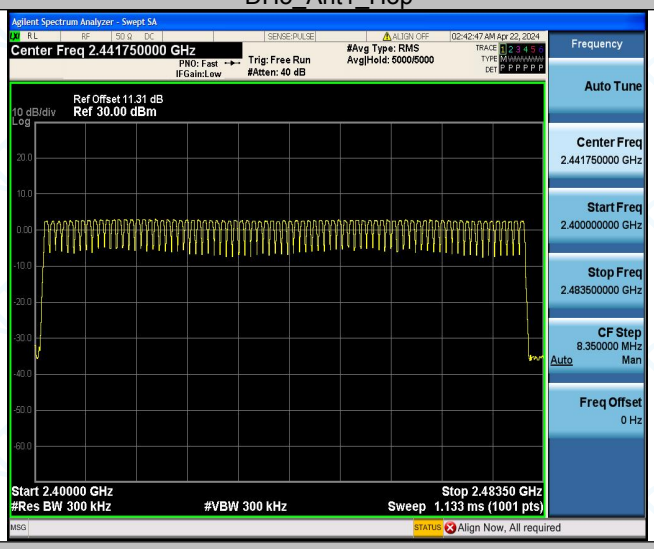

2DH5_Ant1_Hop

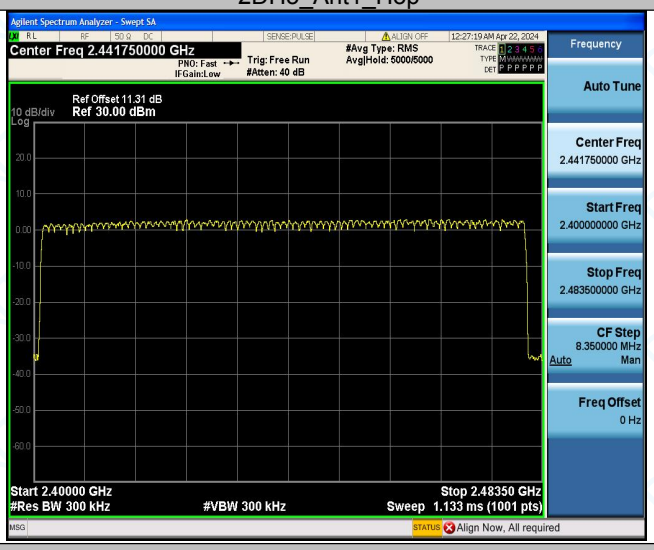

3DH5_Ant1_Hop

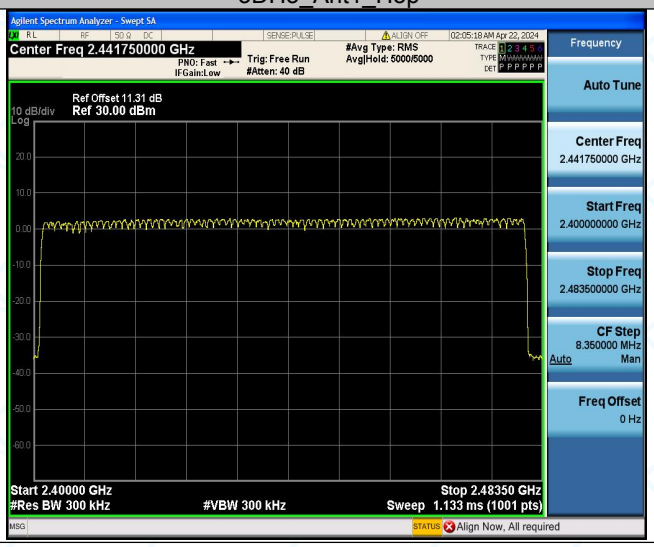

Appendix F: Band edge measurements

Test Result

Test Mode	Antenna	Ch Name	Freq(MHz)	Ref Level [dBm]	Result [dBm]	Limit [dBm]	Verdict
DH5	Ant1	Low	2402	1.17	-52.3	≤-18.84	PASS
		High	2480	2.05	-52.81	≤-17.95	PASS
		Low	Hop_2402	1.01	-52.61	≤-18.99	PASS
		High	Hop_2480	1.97	-53.04	≤-18.03	PASS
2DH5	Ant1	Low	2402	-2.93	-53.46	≤-22.93	PASS
		High	2480	0.00	-53.02	≤-20	PASS
		Low	Hop_2402	1.79	-52.28	≤-18.21	PASS
		High	Hop_2480	1.72	-52.71	≤-18.28	PASS
3DH5	Ant1	Low	2402	-0.78	-53.33	≤-20.78	PASS
		High	2480	0.94	-52.39	≤-19.06	PASS
		Low	Hop_2402	1.17	-52.3	≤-18.84	PASS
		High	Hop_2480	2.05	-52.81	≤-17.95	PASS

.

Test Graphs

DH5_Ant1_Low_2402

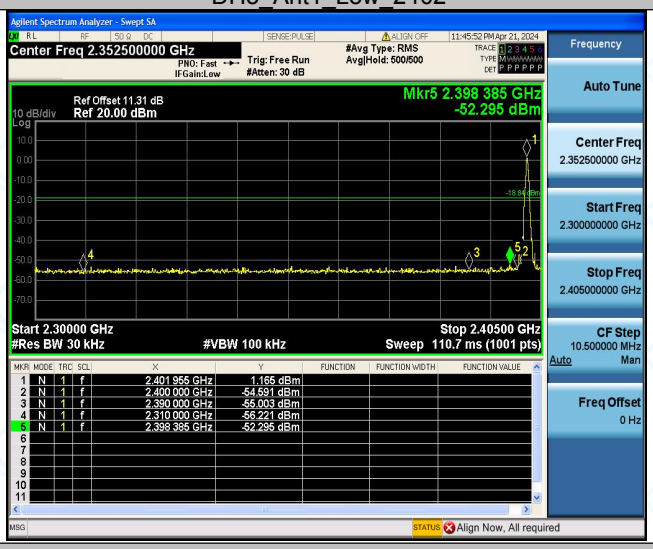

DH5_Ant1_High_2480

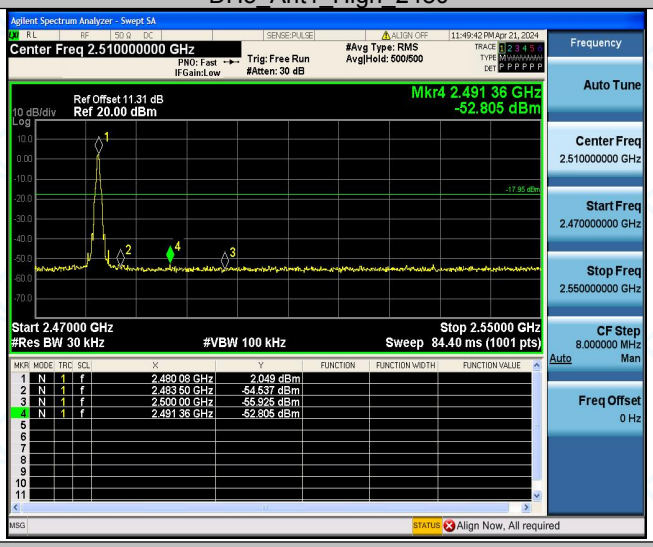

2DH5_Ant1_Low_2402

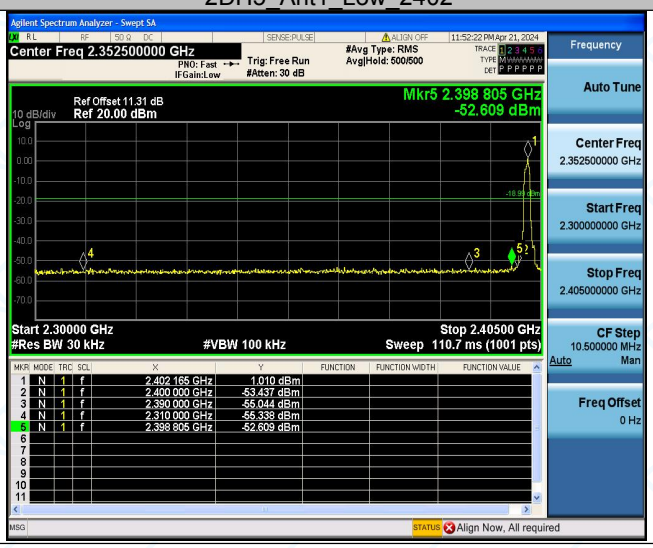

2DH5_Ant1_High_2480

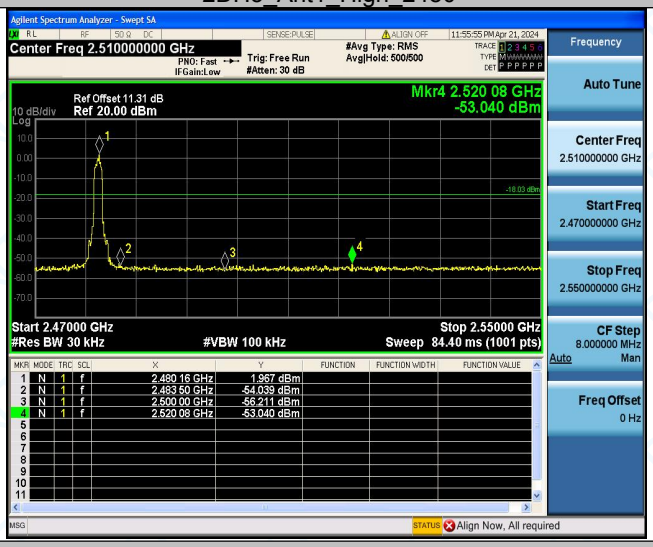

2DH5_Ant1_Low_Hop_2402

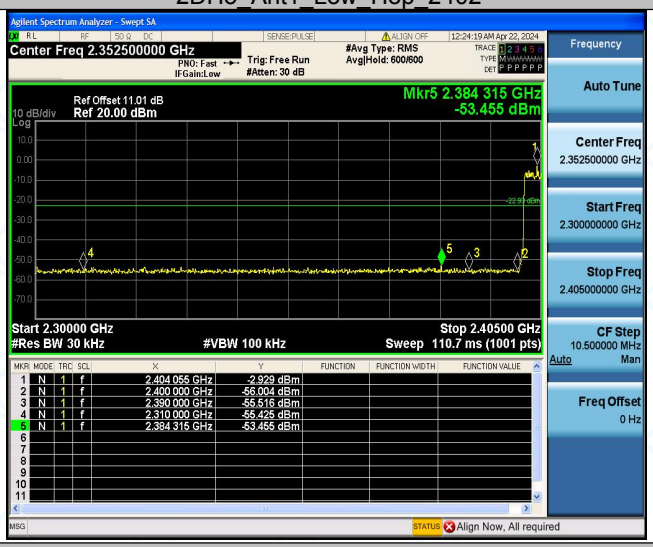

2DH5_Ant1_High_Hop_2480

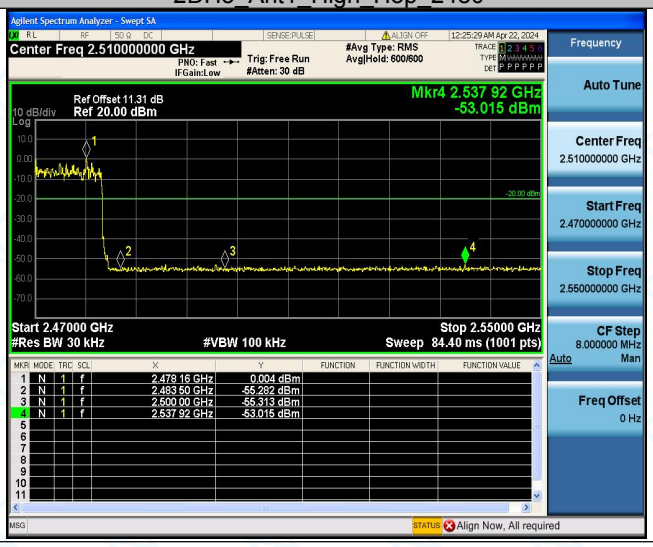

3DH5_Ant1_Low_2402

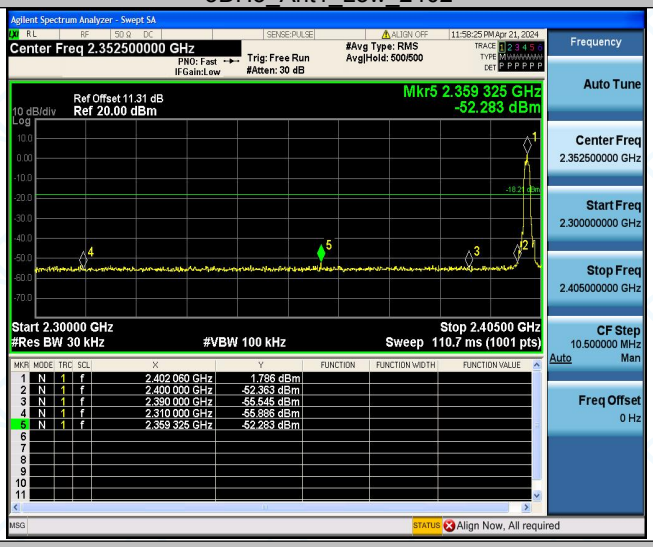

3DH5_Ant1_High_2480

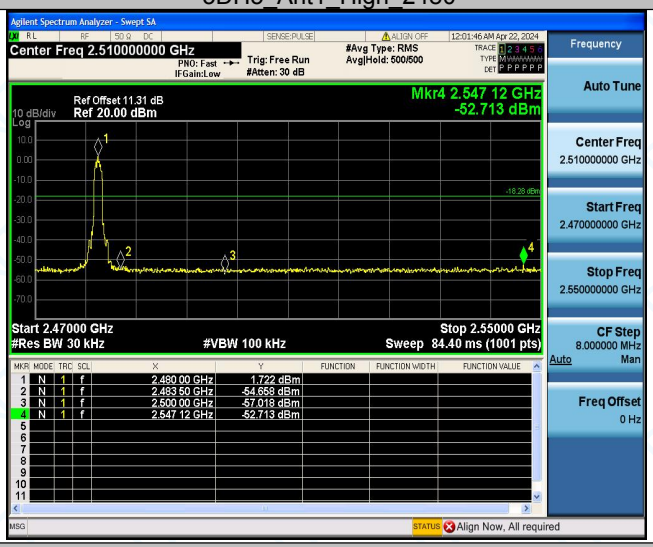

3DH5_Ant1_Low_Hop_2402

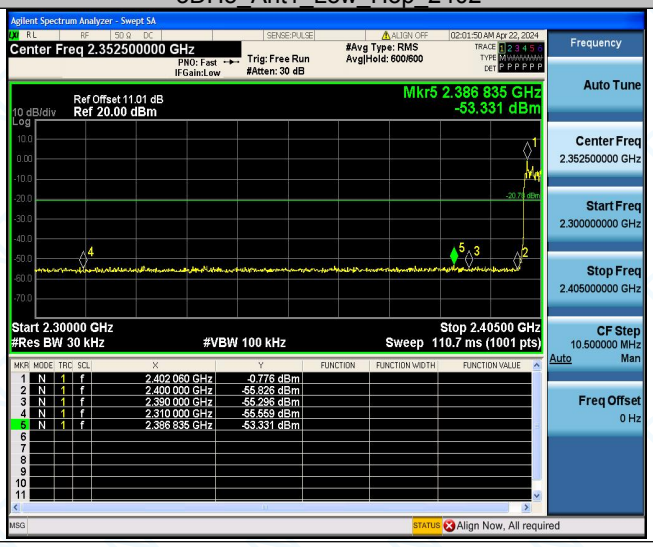

3DH5_Ant1_High_Hop_2480

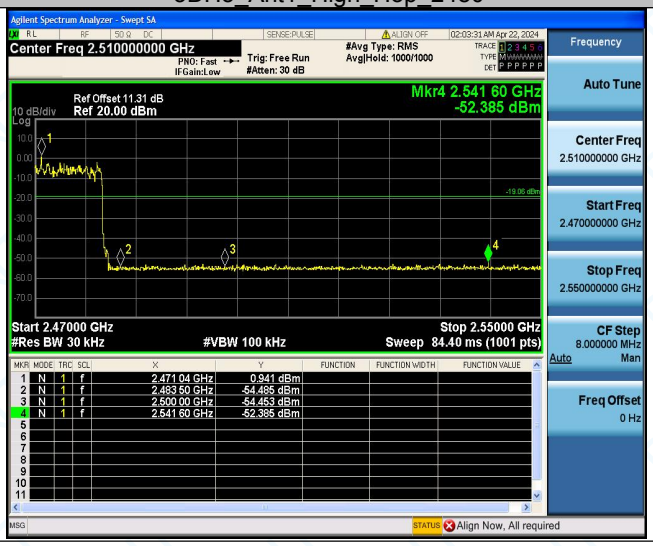

Appendix F: Conducted Spurious Emission

Test Result

Test Mode	Antenna	Freq(MHz)	Freq Range [MHz]	Ref Level [dBm]	Result [dBm]	Limit [dBm]	Verdict
DH5	Ant1	2402	Reference	0.85	0.85	---	PASS
			30~1000	0.85	-60.46	≤-19.15	PASS
			1000~26500	0.85	-27.66	≤-19.15	PASS
		2441	Reference	2.03	2.03	---	PASS
			30~1000	2.03	-60.39	≤-17.97	PASS
			1000~26500	2.03	-26.69	≤-17.97	PASS
		2480	Reference	2.34	2.34	---	PASS
			30~1000	2.34	-59.92	≤-17.66	PASS
			1000~26500	2.34	-27.05	≤-17.66	PASS
2DH5	Ant1	2402	Reference	1.55	1.55	---	PASS
			30~1000	1.55	-60.23	≤-18.45	PASS
			1000~26500	1.55	-29.9	≤-18.45	PASS
		2441	Reference	2.01	2.01	---	PASS
			30~1000	2.01	-60.77	≤-17.99	PASS
			1000~26500	2.01	-27.32	≤-17.99	PASS
		2480	Reference	2.11	2.11	---	PASS
			30~1000	2.11	-60.43	≤-17.89	PASS
			1000~26500	2.11	-28.62	≤-17.89	PASS
3DH5	Ant1	2402	Reference	1.53	1.53	---	PASS
			30~1000	1.53	-60.65	≤-18.47	PASS
			1000~26500	1.53	-28.35	≤-18.47	PASS
		2441	Reference	2.19	2.19	---	PASS
			30~1000	2.19	-60.3	≤-17.81	PASS
			1000~26500	2.19	-27.6	≤-17.81	PASS
		2480	Reference	2.39	2.39	---	PASS
			30~1000	2.39	-59.95	≤-17.61	PASS
			1000~26500	2.39	-28.6	≤-17.61	PASS