Final Test Mode:	Through Pre-scan, find the the worst case.
Instruments Used:	Refer to section 2.9 for details
Test Results:	PASS

Measurement Data

An initial pre-scan was performed on the live and neutral lines with peak detector.
Quasi-Peak and Average measurement were performed at the frequencies with maximized peak emission were detected.

Live Line:

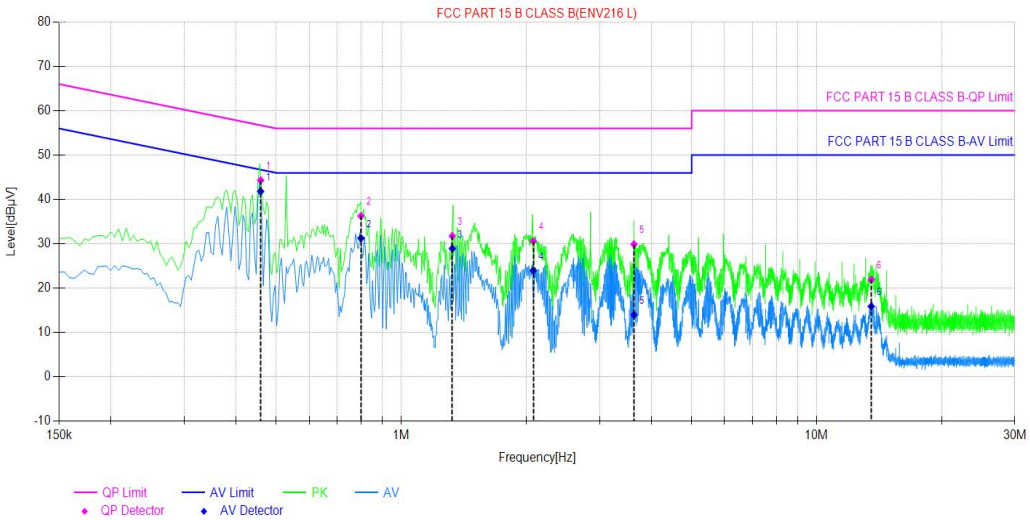

NO.	Freq. [MHz]	Correct Factor [dB]	QP Reading Level [dBµV]	QP Result Level [dBµV]	QP Limit [dBµV]	QP Margin [dB]	AV Reading Level [dBµV]	AV Result Level [dBµV]	AV Limit [dBµV]	AV Margin [dB]
1	0.4583	9.83	34.51	44.34	56.72	12.38	32.01	41.84	46.72	4.88
2	0.7994	9.75	26.54	36.29	56.00	19.71	21.53	31.28	46.00	14.72
3	1.3269	9.73	22.05	31.78	56.00	24.22	19.22	28.95	46.00	17.05
4	2.0783	9.74	20.87	30.61	56.00	25.39	14.25	23.99	46.00	22.01
5	3.633	9.75	20.17	29.92	56.00	26.08	4.27	14.02	46.00	31.98
6	13.536	9.96	11.99	21.95	60.00	38.05	5.95	15.91	50.00	34.09

Neutral Line:

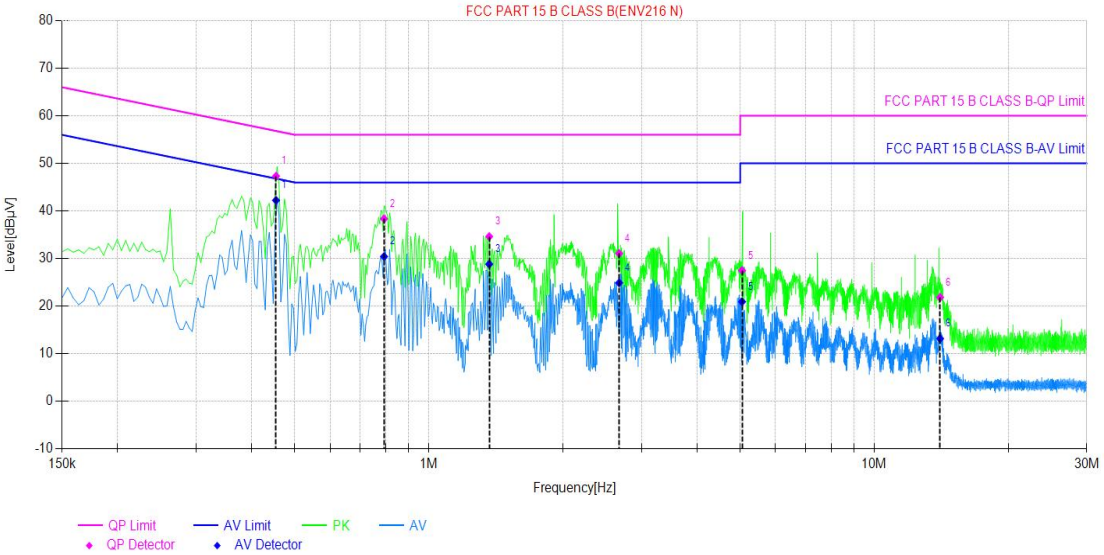

NO.	Freq. [MHz]	Correct Factor [dB]	QP Reading Level [dBμV]	QP Result Level [dBμV]	QP Limit [dBμV]	QP Margin [dB]	AV Reading Level [dBμV]	AV Result Level [dBμV]	AV Limit [dBμV]	AV Margin [dB]
1	0.453	9.79	37.53	47.32	56.81	9.49	32.45	42.24	46.81	4.57
2	0.792	9.80	28.56	38.36	56.00	17.64	20.64	30.44	46.00	15.56
3	1.365	9.72	24.92	34.64	56.00	21.36	19.12	28.84	46.00	17.16
4	2.673	9.83	21.25	31.08	56.00	24.92	15.09	24.92	46.00	21.08
5	5.047	9.98	17.53	27.51	60.00	32.49	10.97	20.95	50.00	29.05
6	14.05	9.91	11.96	21.87	60.00	38.13	3.29	13.20	50.00	36.80

Remark:

1. The following Quasi-Peak and Average measurements were performed on the EUT:

2. The Measurement (Result Level) is calculated by Reading Level adding the Correct Factor(maybe including LISN Factor and the Cable Factor etc.), The basic equation is as follows:

Result Level= Reading Level + Correct Factor(including LISN Factor, Cable Factor etc

4 Appendix

Appendix A: 20dB Emission Bandwidth

Test Result

Test Mode	Antenna	Freq(MHz)	20dB EBW[MHz]	FL[MHz]	FH[MHz]	Limit[MHz]	Verdict
DH5	Ant1	2402	0.939	2401.526	2402.465	---	---
		2441	0.891	2440.535	2441.426	---	---
		2480	0.954	2479.532	2480.486	---	---
2DH5	Ant1	2402	1.317	2401.328	2402.645	---	---
		2441	1.320	2440.337	2441.657	---	---
		2480	1.380	2479.313	2480.693	---	---

Test Graphs

DH5_Ant1_2402

DH5_Ant1_2441

DH5_Ant1_2480

2DH5_Ant1_2402

2DH5_Ant1_2441

2DH5_Ant1_2480

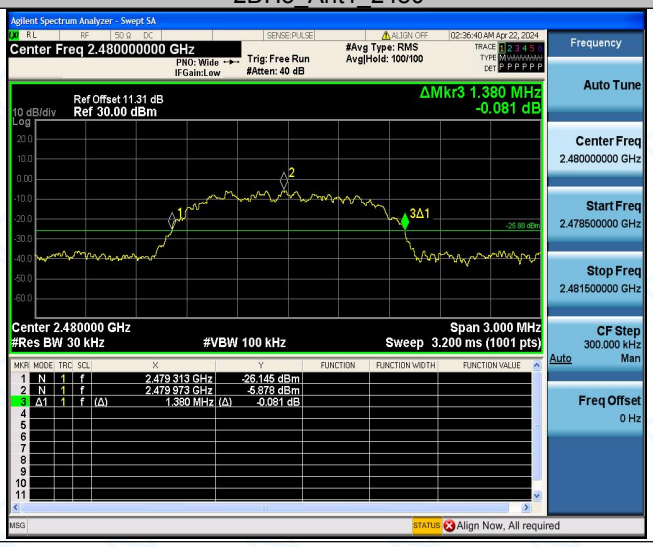

Appendix B: Maximum conducted output power

Test Result

Test Mode	Antenna	Freq(MHz)	Conducted Peak Powert[dBm]	Conducted Limit[dBm]	Verdict
DH5	Ant1	2402	2.38	≤20.97	PASS
		2441	2.42	≤20.97	PASS
		2480	2.37	≤20.97	PASS
2DH5	Ant1	2402	2.9	≤20.97	PASS
		2441	2.94	≤20.97	PASS
		2480	2.87	≤20.97	PASS

Test Graphs

DH5_Ant1_2402

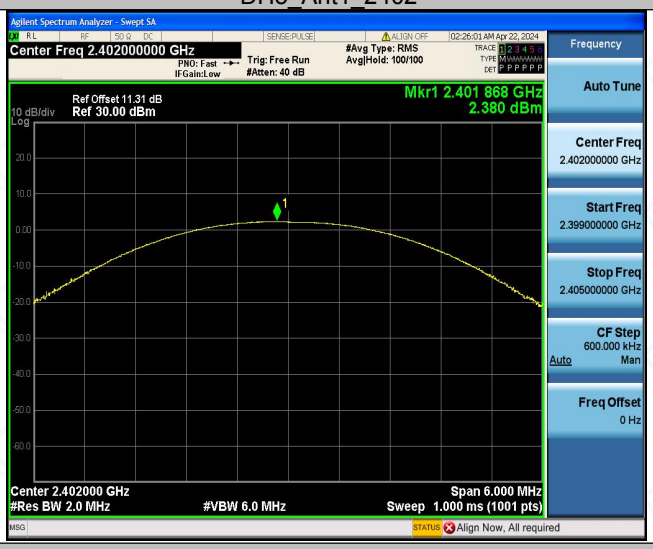

DH5_Ant1_2441

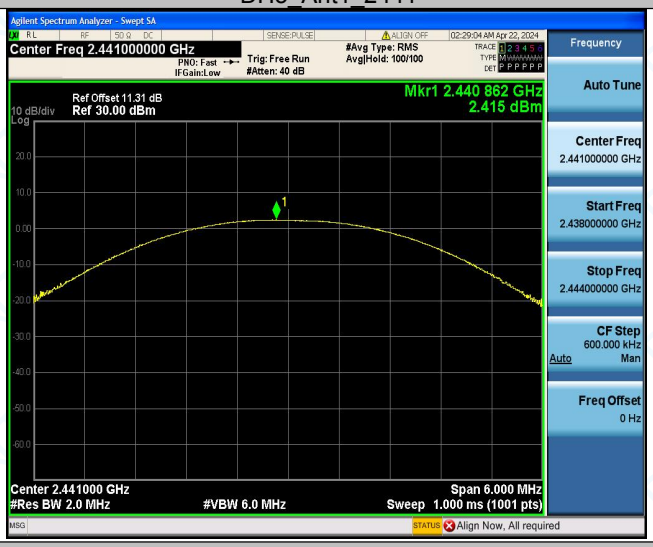

DH5_Ant1_2480

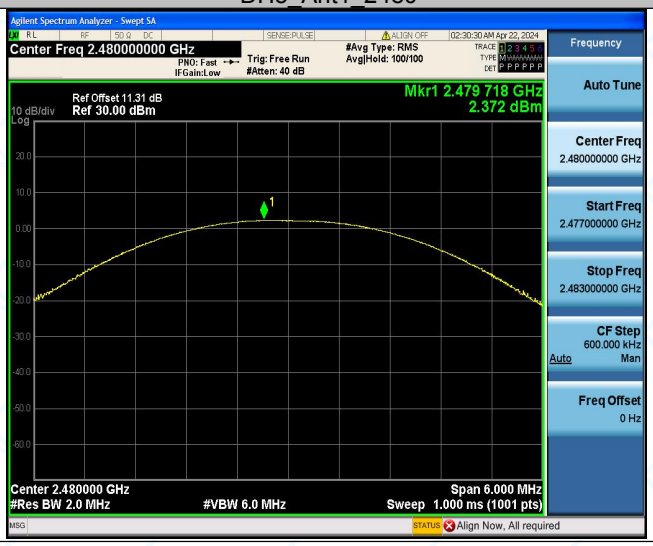

2DH5_Ant1_2402

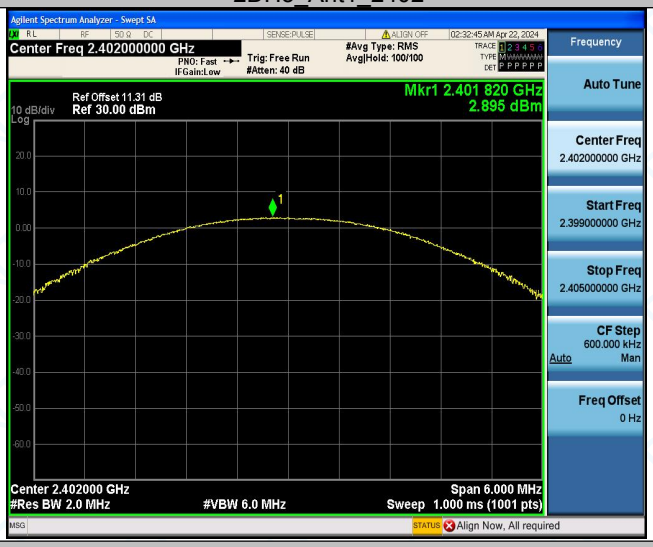

2DH5_Ant1_2441

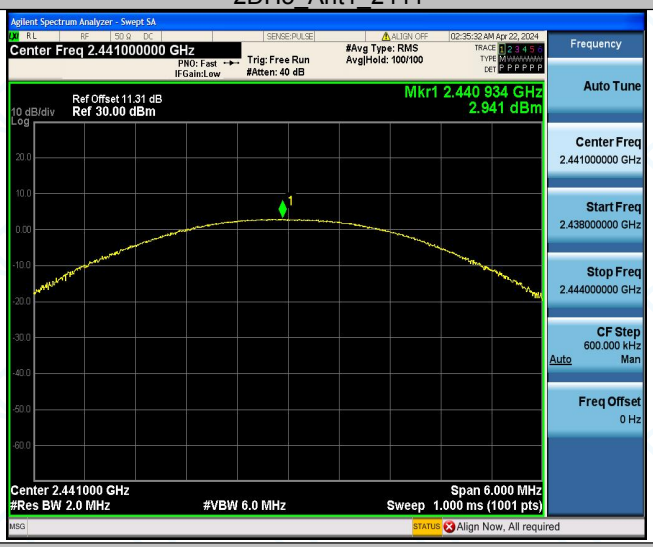

2DH5_Ant1_2480

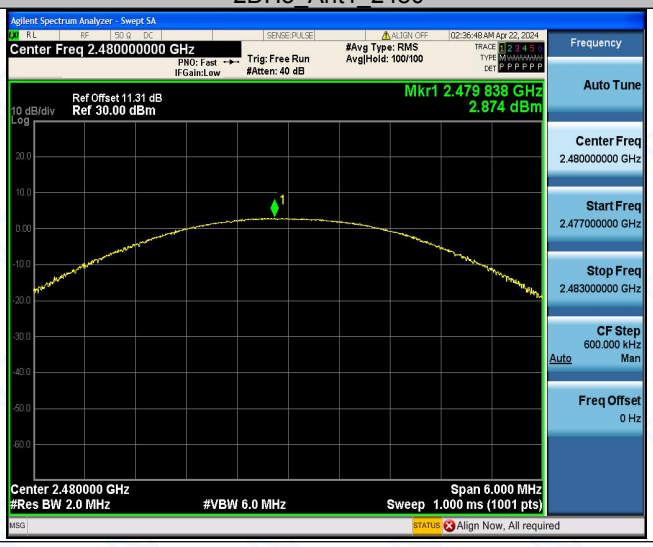

Appendix C: Carrier frequency separation

Test Result

Test Mode	Antenna	Freq(MHz)	Result[MHz]	Limit[MHz]	Verdict
DH5	Ant1	Hop	1.024	≥0.954	PASS
2DH5	Ant1	Hop	1.01	≥0.920	PASS

Test Graphs

DH5_Ant1_Hop

2DH5_Ant1_Hop

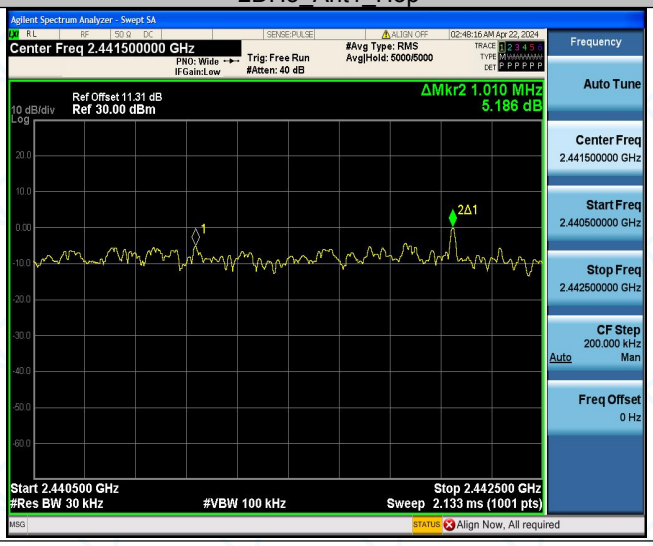

Appendix D: Dwell Time

Test Result

Test Mode	Antenna	Freq(MHz)	BurstWidth [ms]	TotalHops [Num]	Result[s]	Limit[s]	Verdict
DH1	Ant1	Hop	0.383	320	0.123	≤0.4	PASS
DH3	Ant1	Hop	1.638	160	0.262	≤0.4	PASS
DH5	Ant1	Hop	2.885	106.67	0.308	≤0.4	PASS
2DH1	Ant1	Hop	0.390	320	0.125	≤0.4	PASS
2DH3	Ant1	Hop	1.643	160	0.263	≤0.4	PASS
2DH5	Ant1	Hop	2.891	106.67	0.308	≤0.4	PASS

Test Graphs

DH1_Ant1_Hop

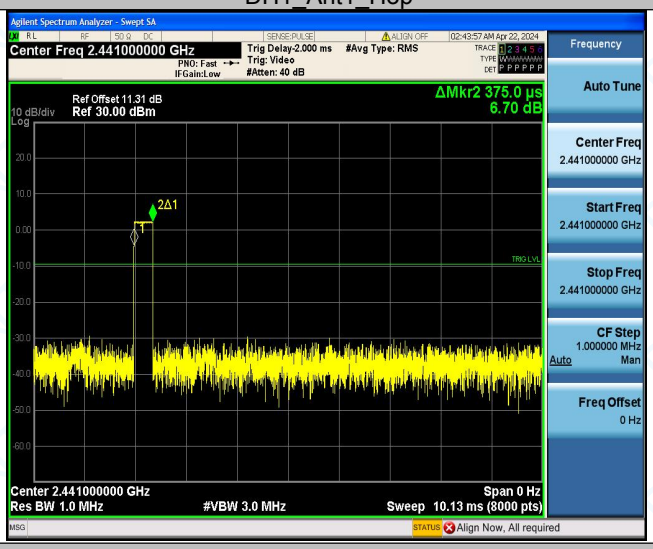

DH3_Ant1_Hop

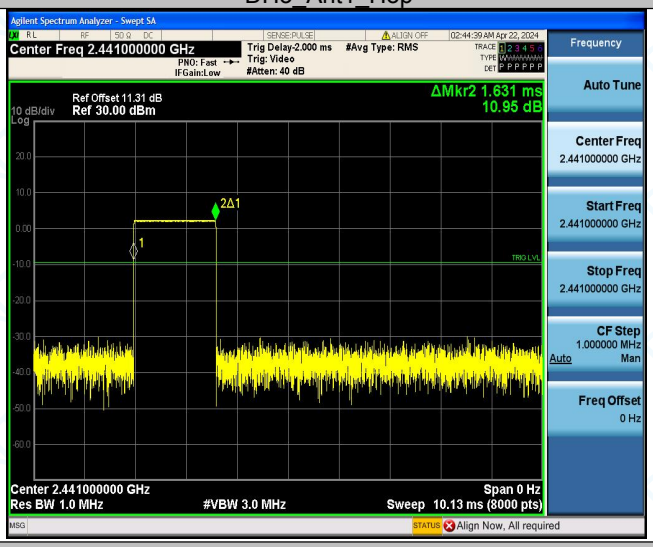

DH5_Ant1_Hop

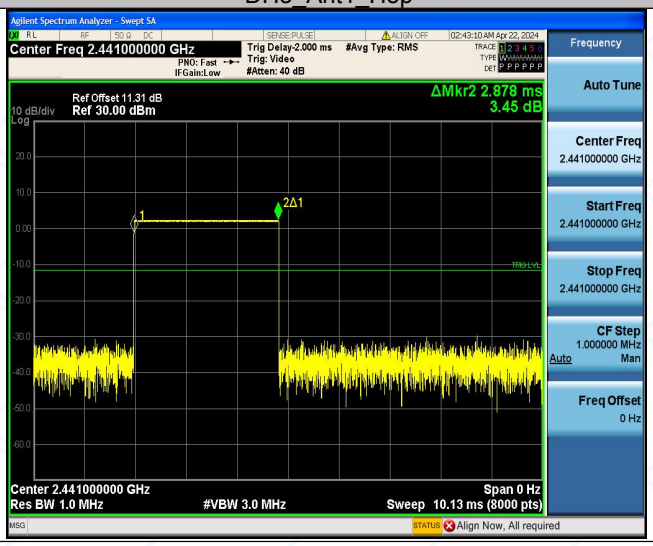

2DH1_Ant1_Hop

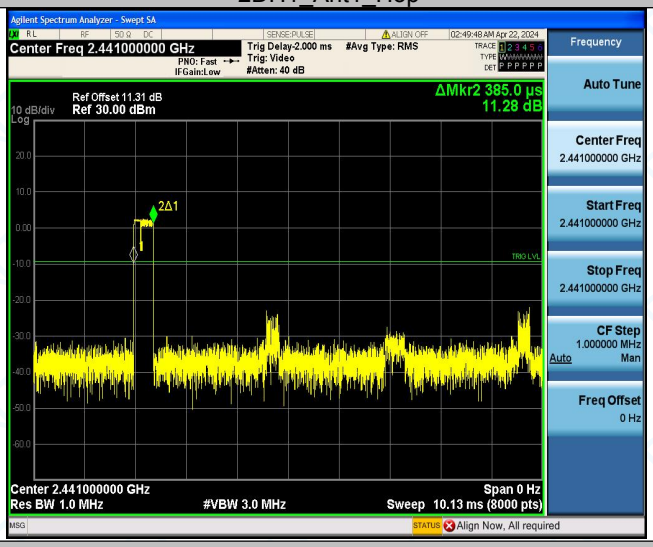

2DH3_Ant1_Hop

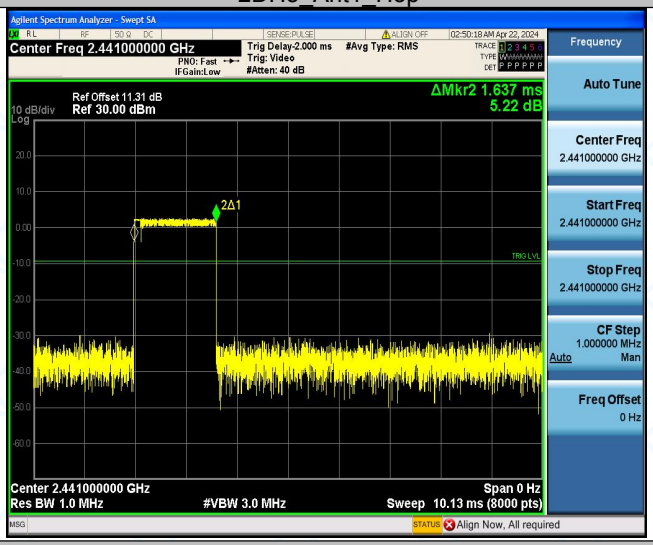

2DH5_Ant1_Hop

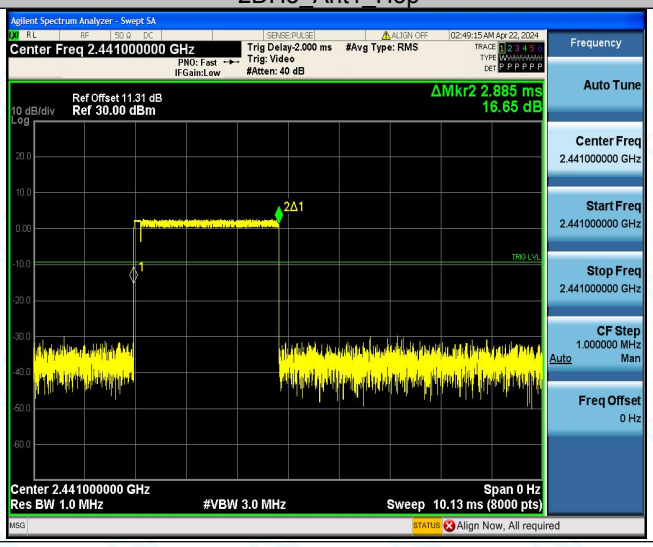

Appendix F: Number of hopping channels

Test Result

TestMode	Antenna	Freq(MHz)	Result[Num]	Limit[Num]	Verdict
DH5	Ant1	Hop	79	≥15	PASS
2DH5	Ant1	Hop	79	≥15	PASS

Test Graphs

DH5_Ant1_Hop

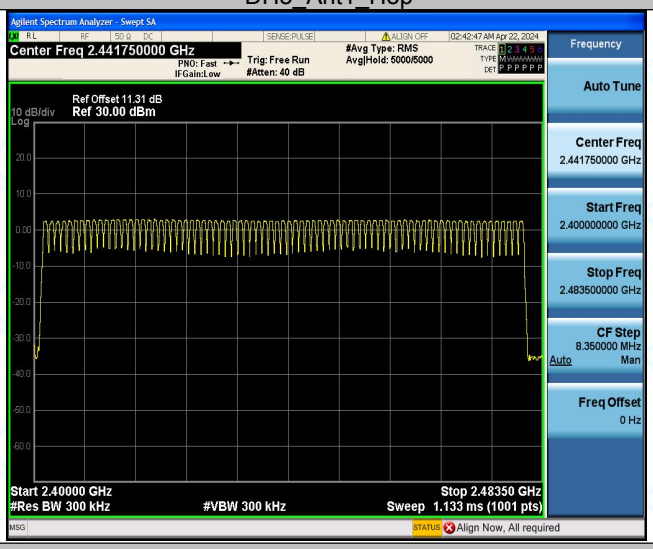

2DH5_Ant1_Hop

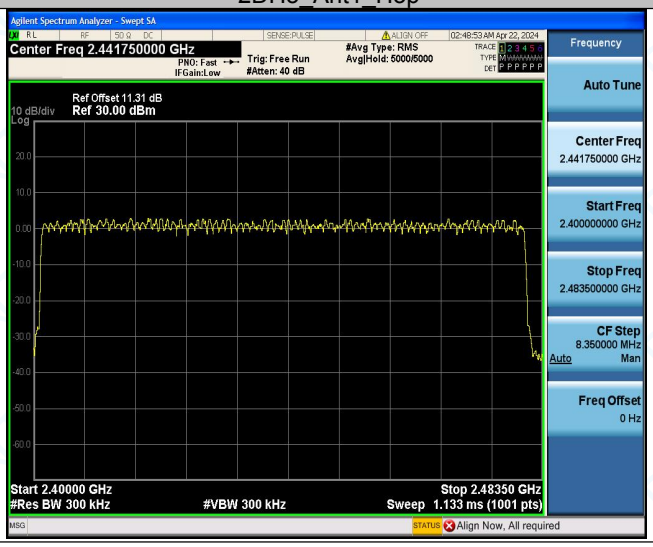

Appendix F: Band edge measurements

Test Result

Test Mode	Antenna	Ch Name	Freq(MHz)	Ref Level [dBm]	Result [dBm]	Limit [dBm]	Verdict
DH5	Ant1	Low	2402	-0.41	-38.28	≤-20.41	PASS
		High	2480	-0.10	-46.68	≤-20.1	PASS
		Low	Hop_2402	-0.35	-52.83	≤-20.35	PASS
		High	Hop_2480	-0.25	-52.23	≤-20.25	PASS
2DH5	Ant1	Low	2402	-0.34	-38.56	≤-20.34	PASS
		High	2480	-0.81	-47.07	≤-20.81	PASS
		Low	Hop_2402	-3.23	-53.45	≤-23.23	PASS
		High	Hop_2480	-0.39	-52.43	≤-20.39	PASS

.