3DH5_Ant1_High_2480

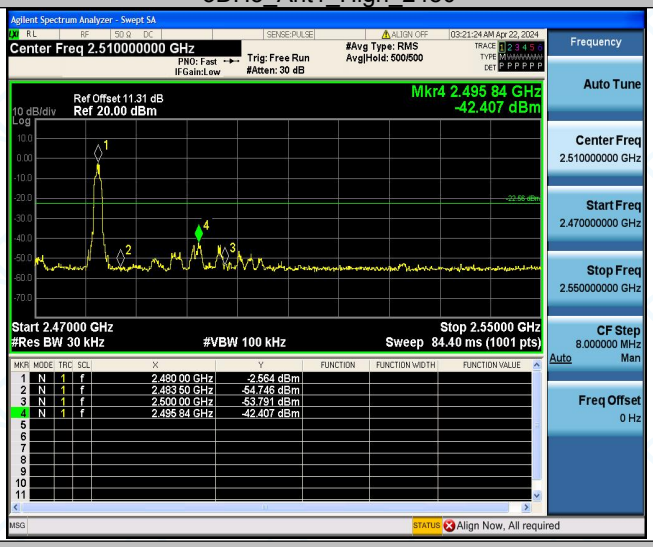

3DH5_Ant1_Low_Hop_2402

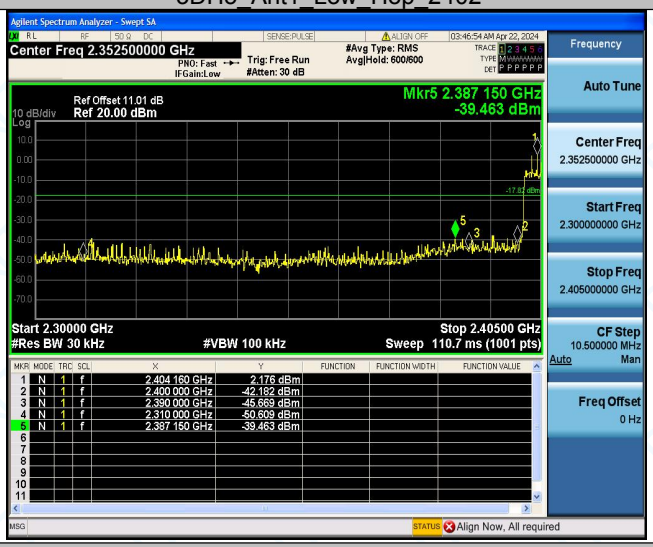

3DH5_Ant1_High_Hop_2480

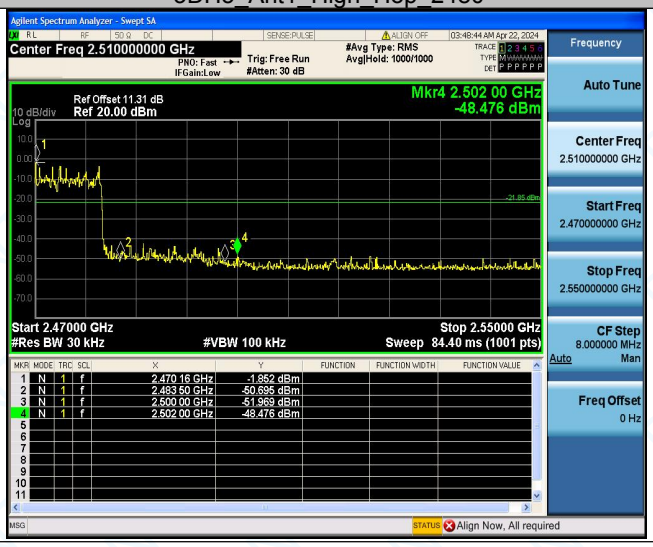

Appendix F: Conducted Spurious Emission

Test Result

Test Mode	Antenna	Freq(MHz)	Freq Range [MHz]	Ref Level [dBm]	Result [dBm]	Limit [dBm]	Verdict
DH5	Ant1	2402	Reference	2.66	2.66	---	PASS
			30~1000	2.66	-45.1	≤-17.34	PASS
			1000~26500	2.66	-36.09	≤-17.34	PASS
		2441	Reference	0.12	0.12	---	PASS
			30~1000	0.12	-48.73	≤-19.88	PASS
			1000~26500	0.12	-39.1	≤-19.88	PASS
		2480	Reference	-2.04	-2.04	---	PASS
			30~1000	-2.04	-50.22	≤-22.04	PASS
			1000~26500	-2.04	-39.18	≤-22.04	PASS
2DH5	Ant1	2402	Reference	5.44	5.44	---	PASS
			30~1000	5.44	-45.28	≤-14.56	PASS
			1000~26500	5.44	-33.35	≤-14.56	PASS
		2441	Reference	2.55	2.55	---	PASS
			30~1000	2.55	-52.48	≤-17.45	PASS
			1000~26500	2.55	-33.48	≤-17.45	PASS
		2480	Reference	0.29	0.29	---	PASS
			30~1000	0.29	-45.22	≤-19.71	PASS
			1000~26500	0.29	-41.89	≤-19.71	PASS
3DH5	Ant1	2402	Reference	5.32	5.32	---	PASS
			30~1000	5.32	-45.34	≤-14.68	PASS
			1000~26500	5.32	-38	≤-14.68	PASS
		2441	Reference	2.48	2.48	---	PASS
			30~1000	2.48	-51.93	≤-17.52	PASS
			1000~26500	2.48	-41.67	≤-17.52	PASS
		2480	Reference	-0.02	-0.02	---	PASS
			30~1000	-0.02	-45.31	≤-20.02	PASS
			1000~26500	-0.02	-44.49	≤-20.02	PASS

Test Graphs

DH5_Ant1_2402_0~Reference

DH5_Ant1_2402_30~1000

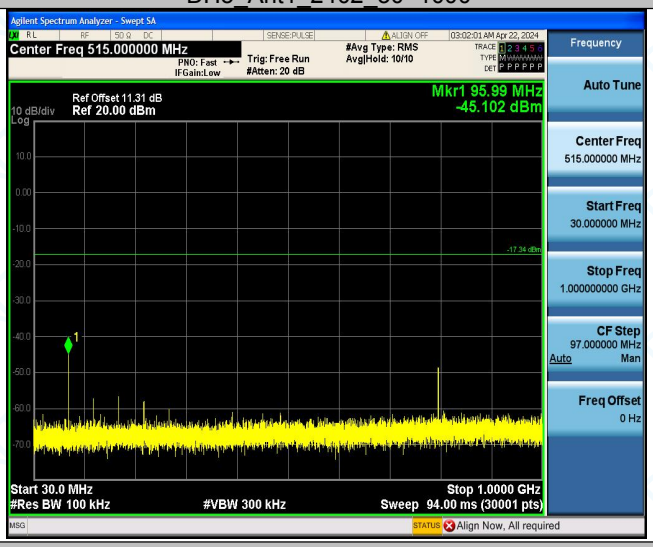

DH5_Ant1_2402_1000~26500

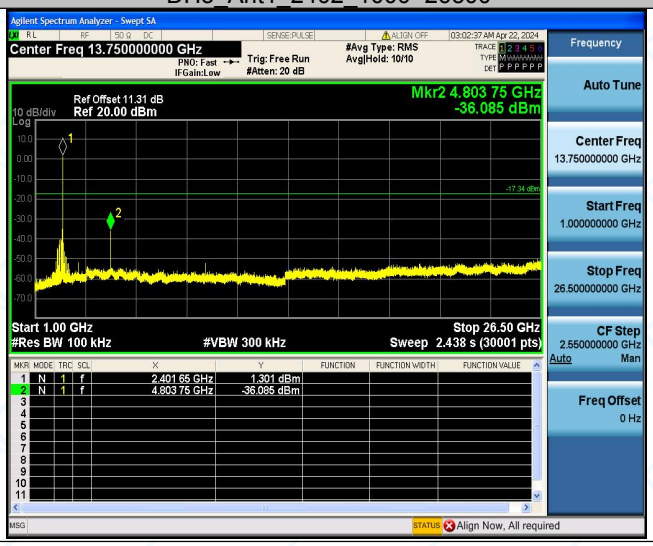

DH5_Ant1_2441_0~Reference

DH5_Ant1_2441_30~1000

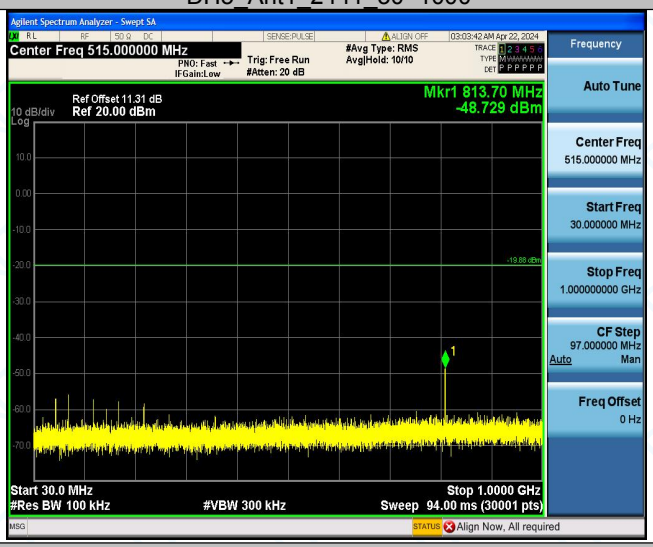

DH5_Ant1_2441_1000~26500

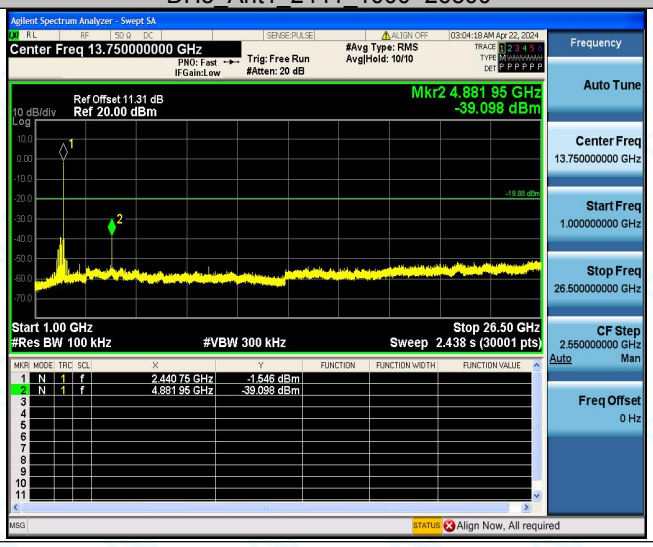

DH5_Ant1_2480_0~Reference

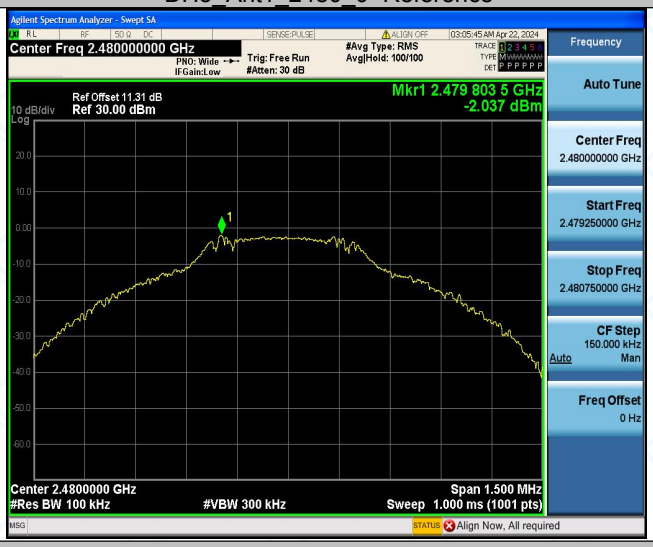

DH5_Ant1_2480_30~1000

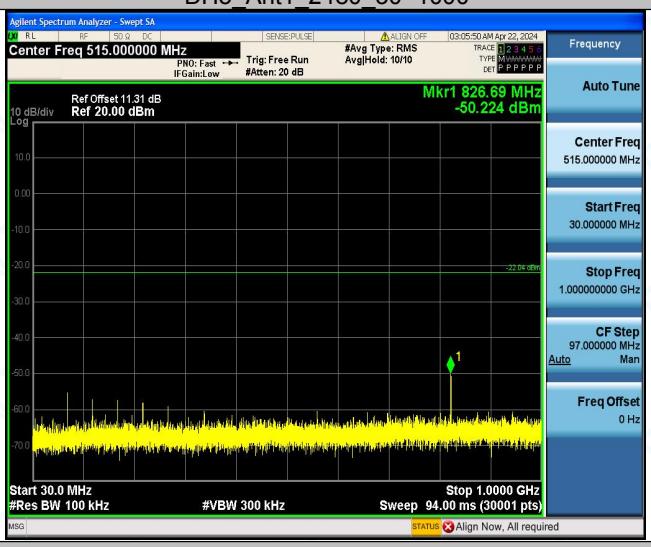

DH5_Ant1_2480_1000~26500

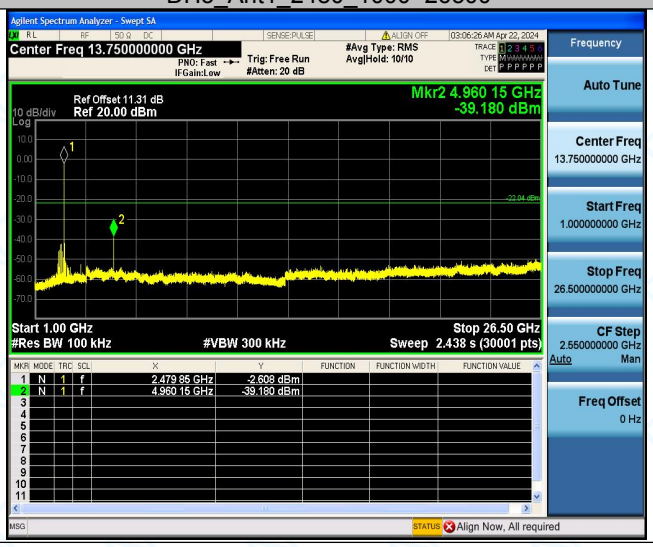

2DH5_Ant1_2402_0~Reference

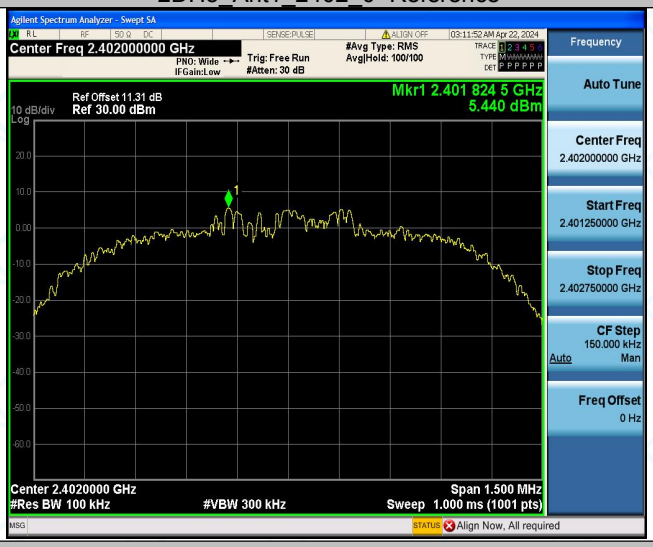

2DH5_Ant1_2402_30~1000

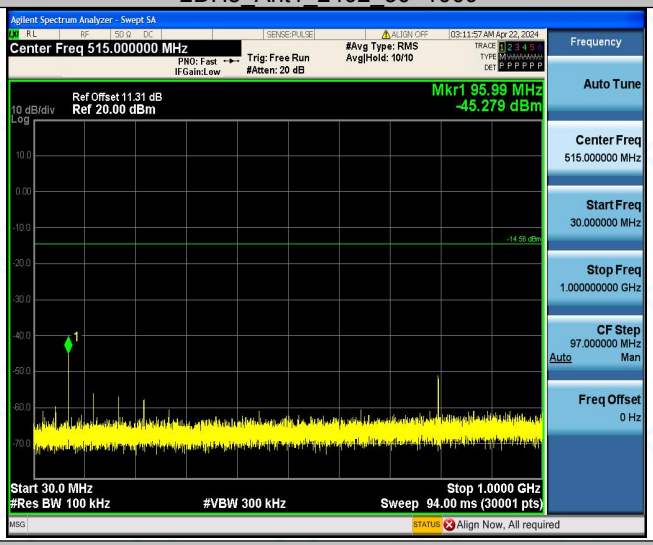

2DH5_Ant1_2402_1000~26500

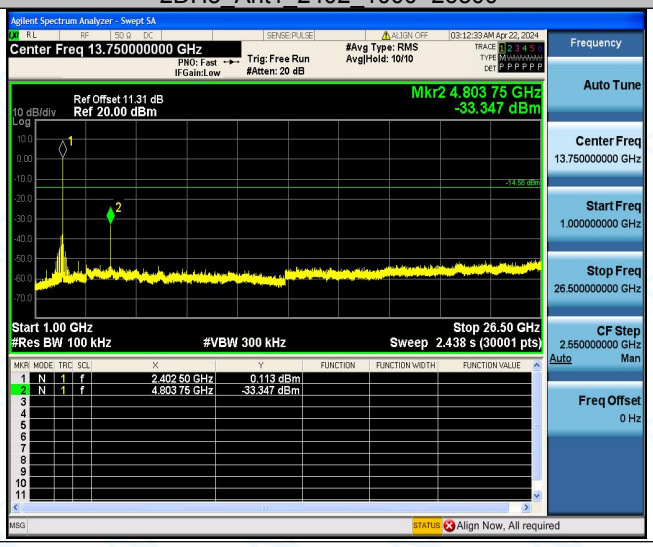

2DH5_Ant1_2441_0~Reference

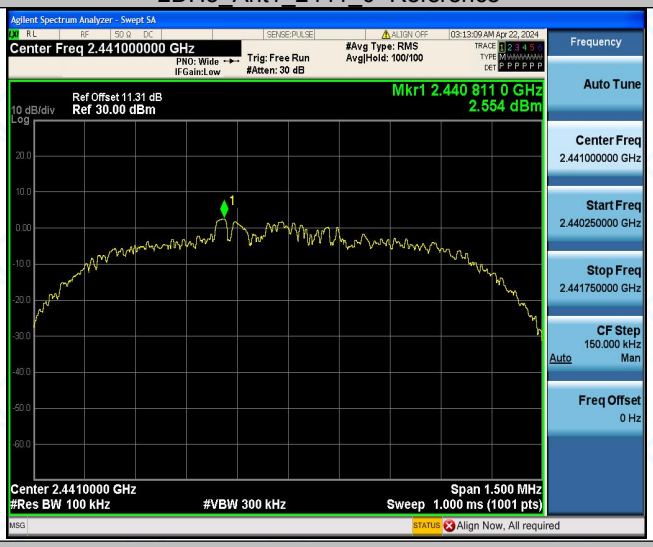

2DH5_Ant1_2441_30~1000

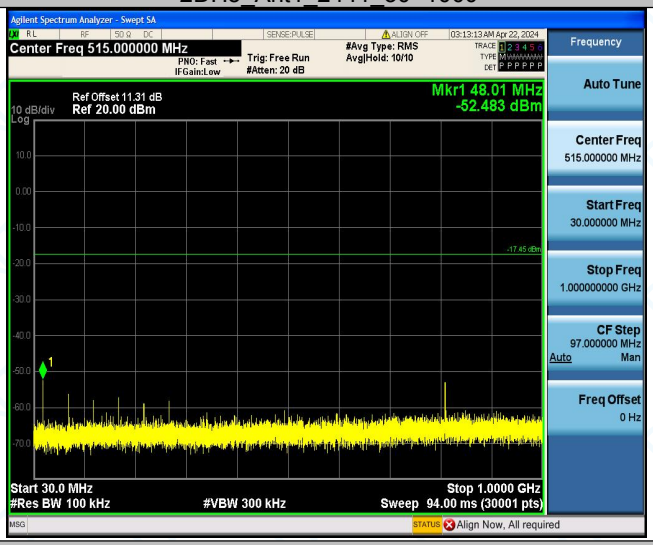

2DH5_Ant1_2441_1000~26500

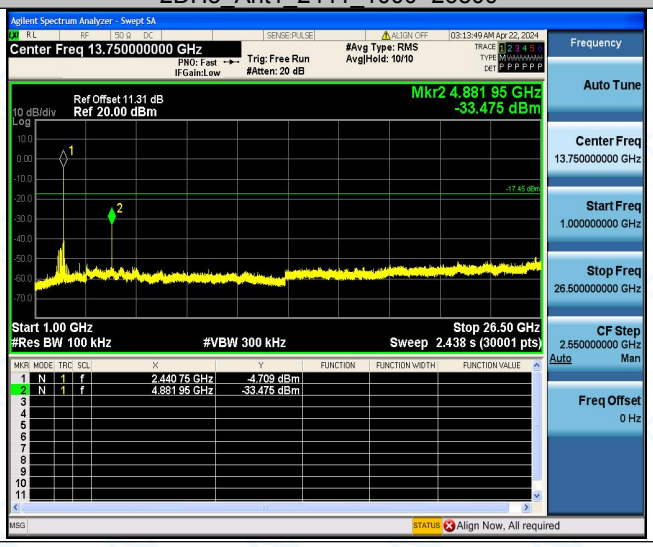

2DH5_Ant1_2480_0~Reference

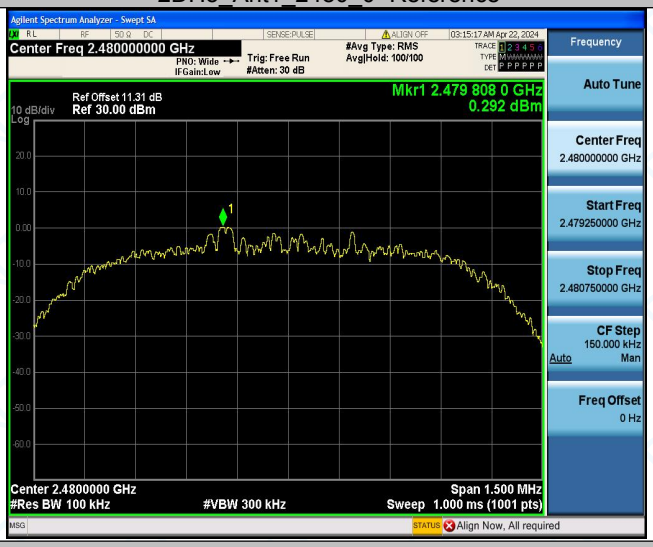

2DH5_Ant1_2480_30~1000

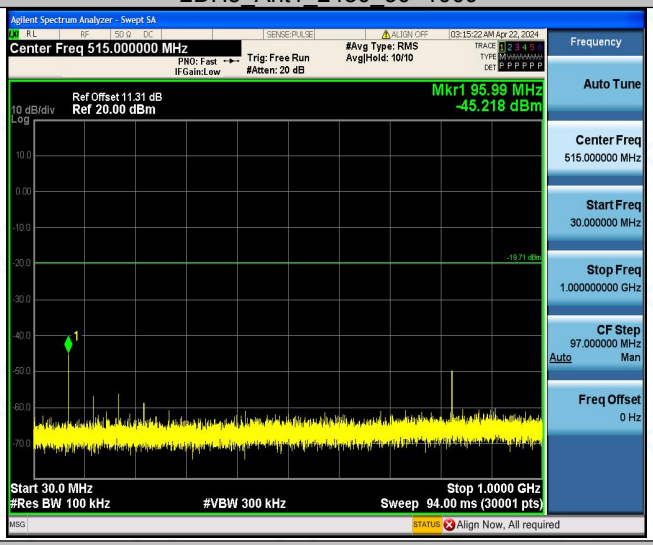

2DH5_Ant1_2480_1000~26500

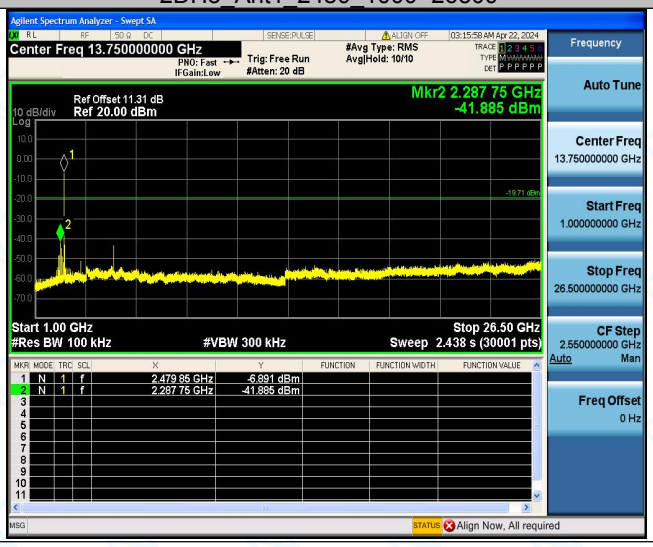

3DH5_Ant1_2402_0~Reference

3DH5_Ant1_2402_30~1000

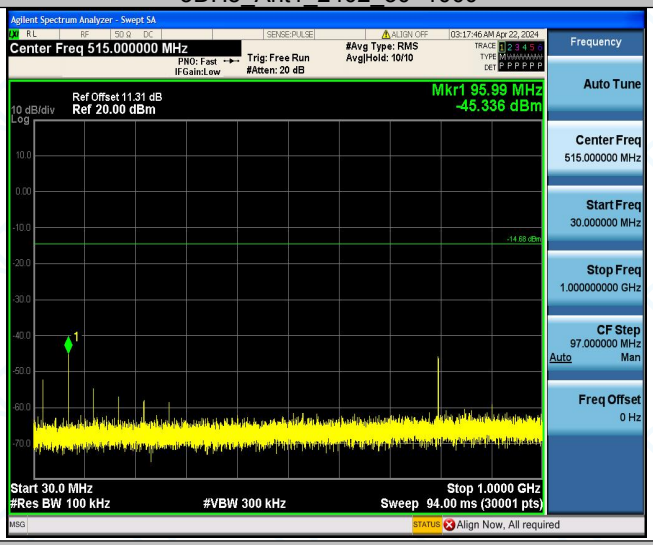

3DH5_Ant1_2402_1000~26500

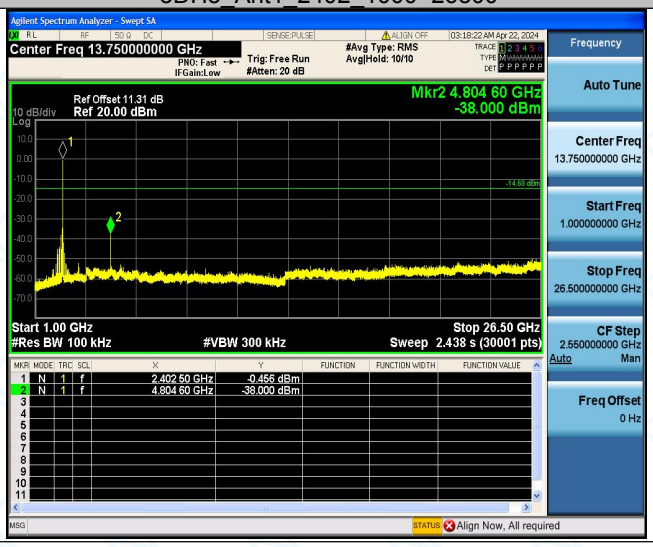

3DH5_Ant1_2441_0~Reference

3DH5_Ant1_2441_30~1000

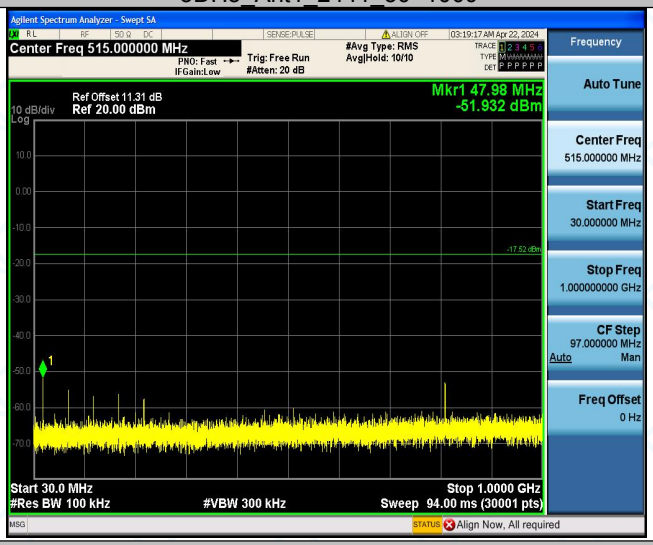

3DH5_Ant1_2441_1000~26500

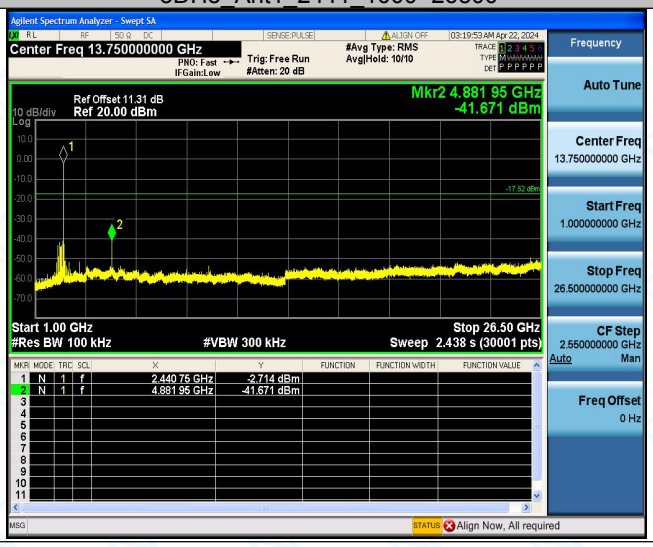

3DH5_Ant1_2480_0~Reference

3DH5_Ant1_2480_30~1000

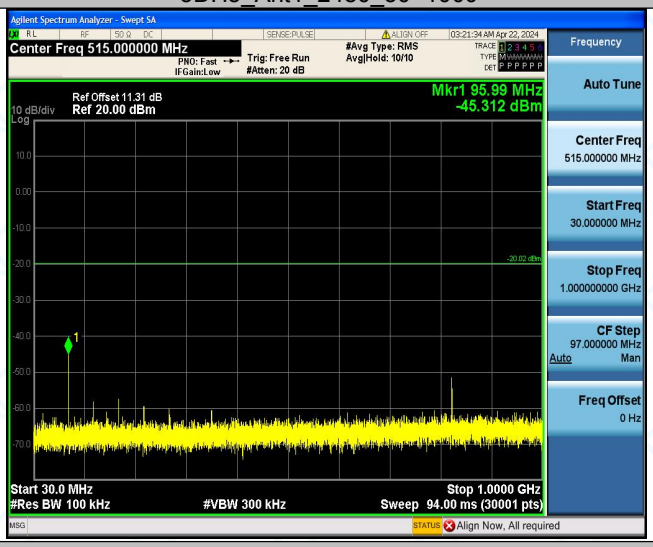

3DH5_Ant1_2480_1000~26500

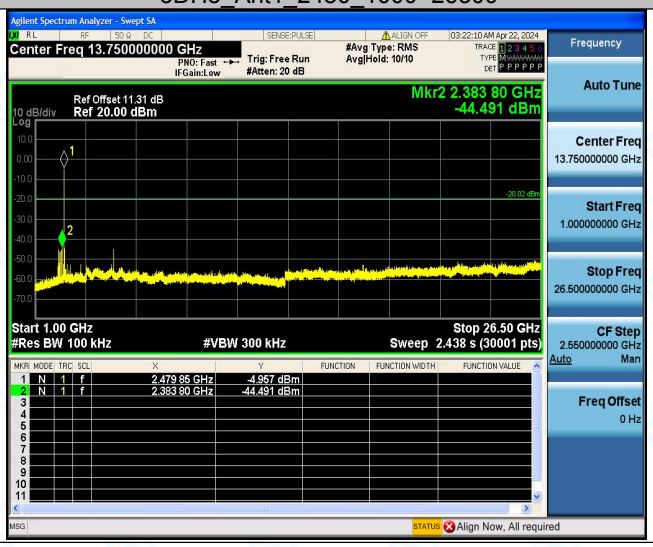

The End Repor