5.2 OCCUPIED BANDWIDTH (99%) TEST APPLIED PROCEDURES / LIMIT

The following procedure shall be used for measuring (99 %) power bandwidth.

5.2.1 TEST PROCEDURE

1. The testing follows FCC KDB 789033 D02 General UNII Test Procedures v02r01.
The following procedure shall be used for measuring (99 %) power bandwidth:
1. Set center frequency to the nominal EUT channel center frequency.
2. Set span = 1.5 times to 5.0 times the OBW.
3. Set RBW = 1 % to 5 % of the OBW
4. Set VBW ≥ 3 · RBW
5. Video averaging is not permitted. Where practical, a sample detection and single sweep mode shall be used. Otherwise, peak detection and max hold mode (until the trace stabilizes) shall be used.
6. Use the 99 % power bandwidth function of the instrument (if available).
7. If the instrument does not have a 99 % power bandwidth function, the trace data points are recovered and directly summed in power units. The recovered amplitude data points, beginning at the lowest frequency, are placed in a running sum until 0.5 % of the total is reached; that frequency is recorded as the lower frequency. The process is repeated until 99.5 % of the total is reached; that frequency is recorded as the upper frequency. The 99% occupied bandwidth is the difference between these two frequencies.

5.2.2 DEVIATION FROM STANDARD

No deviation.

5.2.3 TEST SETUP

5.2.4 EUT OPERATION CONDITIONS

The EUT tested system was configured as the statements of 2.4 Unless otherwise a special operating condition is specified in the follows during the testing.

5.2.5 TEST RESULTS

For the measurement records, refer to the appendix I.

5.3 MINIMUM EMISSION BANDWIDTH(6 DB) PROCEDURES / LIMIT

Section 15.407(e) specifies the minimum 6 dB emission bandwidth of at least 500 KHz for the band 5.725-5.85 GHz. The following procedure shall be used for measuring this bandwidth.

5.3.1 TEST PROCEDURE

1. The testing follows FCC KDB 789033 D02 General UNII Test Procedures v02r01.
a) Set RBW = 100 kHz.
b) Set the video bandwidth (VBW) ≥ 3 × RBW.
c) Detector = Peak.
d) Trace mode = max hold.
e) Sweep = auto couple.
f) Allow the trace to stabilize.
g) Measure the maximum width of the emission that is constrained by the frequencies associated with the two outermost amplitude points (upper and lower frequencies) that are attenuated by 6 dB relative to the maximum level measured in the fundamental emission.

5.3.2 DEVIATION FROM STANDARD

No deviation.

5.3.3 TEST SETUP

5.3.4 EUT OPERATION CONDITIONS

The EUT tested system was configured as the statements of 2.4 Unless otherwise a special operating condition is specified in the follows during the testing.

5.3.5 TEST RESULTS

For the measurement records, refer to the appendix I.

6. MAXIMUM CONDUCTED OUTPUT POWER

6.1 LIMIT

For an indoor access point operating in the band 5.15-5.25 GHz, the maximum conducted output power over the frequency band of operation shall not exceed 1 W provided the maximum antenna gain does not exceed 6 dBi. If transmitting antennas of directional gain greater than 6 dBi are used, the maximum conducted output power shall be reduced by the amount in dB that the directional gain of the antenna exceeds 6 dBi.

For the 5.25-5.35 GHz and 5.47-5.725 GHz bands, the maximum conducted output power over the frequency bands of operation shall not exceed the lesser of 250 mW or 11 dBm + 10 log B, where B is the 26 dB emission bandwidth in megahertz,If transmitting antennas of directional gain greater than 6 dBi are used.

For the band 5.725-5.85 GHz, the maximum conducted output power over the frequency band of operation shall not exceed 1 W. If transmitting antennas of directional gain greater than 6 dBi are used.

FCC Part15 (15.407) , Subpart E				
Section	Test Item	Limit	Frequency Range (MHz)	Result
15.407(a) (1) (iv)	Peak Output Power	1 watt	5150-5250	PASS
		The lesser of 250 mW or 11 dBm + 10 log (26 dB emission bandwidth)	5250-5350 5470-5725	
15.407(a) (3)		1 watt	5725-5825	

6.2 TEST PROCEDURE

The EUT was directly connected to the Power Sensor&PC

6.3 DEVIATION FROM STANDARD

No deviation.

6.4 TEST SETUP



6.5 EUT OPERATION CONDITIONS

The EUT tested system was configured as the statements of 5 Unless otherwise a special operating condition is specified in the follows during the testing.

6.6 TEST RESULTS

For the measurement records, refer to the appendix I.

7. AUTOMATICALLY DISCONTINUE TRANSMISSION

7.1 LIMIT OF AUTOMATICALLY DISCONTINUE TRANSMISSION

The device shall automatically discontinue transmission in case of either absence of information to transmit or operational failure. These provisions are not intended to preclude the transmission of control or signaling information or the use of repetitive codes used by certain digital technologies to complete frame or burst intervals. Applicants shall include in their application for equipment authorization to describe how this requirement is met.

7.2 TEST RESULT OF AUTOMATICALLY DISCONTINUE TRANSMISSION

During no any information transmission, the EUT can automatically discontinue transmission and become standby mode for power saving. The EUT can detect the controlling signal of ACK message transmitting from remote device and verify whether it shall resend or discontinue transmission

8. ANTENNA REQUIREMENT

8.1 STANDARD REQUIREMENT

Part 15.203 requirement: For intentional device, according to 15.203: an intentional radiator shall be designed to ensure that no antenna other than that furnished by the responsible party shall be used with the device.

8.2 EUT ANTENNA

The EUT antenna is PIFA Antenna. It comply with the standard requirement.

APPENDIX I - TEST RESULTS

Duty Cycle

Condition	Mode	Frequency (MHz)	Antenna	Duty Cycle (%)	Correction Factor (dB)	1/T (kHz)
NVNT	a	5180	Ant1	75.97	1.19	5.65
NVNT	a	5200	Ant1	75.97	1.19	5.65
NVNT	a	5240	Ant1	75.8	1.2	5.65
NVNT	a	5260	Ant1	75.97	1.19	5.65
NVNT	a	5300	Ant1	75.97	1.19	5.65
NVNT	a	5320	Ant1	75.97	1.19	5.65
NVNT	a	5500	Ant1	75.97	1.19	5.65
NVNT	a	5580	Ant1	75.97	1.19	5.65
NVNT	a	5700	Ant1	75.97	1.19	5.65
NVNT	a	5745	Ant1	75.97	1.19	5.65
NVNT	a	5785	Ant1	75.97	1.19	5.65
NVNT	a	5825	Ant1	75.97	1.19	5.65
NVNT	a	5180	Ant2	75.97	1.19	5.65
NVNT	a	5200	Ant2	75.97	1.19	5.65
NVNT	a	5240	Ant2	75.8	1.2	5.65
NVNT	a	5260	Ant2	75.97	1.19	5.65
NVNT	a	5300	Ant2	75.97	1.19	5.65
NVNT	a	5320	Ant2	75.97	1.19	5.65
NVNT	a	5500	Ant2	75.97	1.19	5.65
NVNT	a	5580	Ant2	75.97	1.19	5.65
NVNT	a	5700	Ant2	75.97	1.19	5.65
NVNT	a	5745	Ant2	75.97	1.19	5.65
NVNT	a	5785	Ant2	75.97	1.19	5.65
NVNT	a	5825	Ant2	75.97	1.19	5.65
NVNT	n20	5180	Ant1	74.66	1.27	6.06
NVNT	n20	5200	Ant1	74.66	1.27	6.06
NVNT	n20	5240	Ant1	74.49	1.28	6.06
NVNT	n20	5260	Ant1	74.6	1.27	6.08
NVNT	n20	5300	Ant1	74.66	1.27	6.06
NVNT	n20	5320	Ant1	74.66	1.27	6.06
NVNT	n20	5500	Ant1	74.6	1.27	6.08
NVNT	n20	5580	Ant1	74.66	1.27	6.06
NVNT	n20	5700	Ant1	74.6	1.27	6.08
NVNT	n20	5745	Ant1	74.6	1.27	6.08
NVNT	n20	5785	Ant1	74.66	1.27	6.06
NVNT	n20	5825	Ant1	74.6	1.27	6.08
NVNT	n20	5180	Ant2	74.66	1.27	6.06
NVNT	n20	5200	Ant2	74.66	1.27	6.06
NVNT	n20	5240	Ant2	74.49	1.28	6.06
NVNT	n20	5260	Ant2	74.66	1.27	6.06
NVNT	n20	5300	Ant2	74.66	1.27	6.06
NVNT	n20	5320	Ant2	74.66	1.27	6.06
NVNT	n20	5500	Ant2	74.66	1.27	6.06
NVNT	n20	5580	Ant2	74.66	1.27	6.06
NVNT	n20	5700	Ant2	74.66	1.27	6.06
NVNT	n20	5745	Ant2	74.66	1.27	6.06
NVNT	n20	5785	Ant2	74.66	1.27	6.06
NVNT	n20	5825	Ant2	74.6	1.27	6.08
NVNT	n20	5180	Sum	92.3	0.35	1.48
NVNT	n20	5200	Sum	92.35	0.35	1.48

NVNT	n20	5240	Sum	92.3	0.35	1.48
NVNT	n20	5260	Sum	92.36	0.35	1.48
NVNT	n20	5300	Sum	92.3	0.35	1.48
NVNT	n20	5320	Sum	92.36	0.35	1.48
NVNT	n20	5500	Sum	92.35	0.35	1.48
NVNT	n20	5580	Sum	92.36	0.35	1.48
NVNT	n20	5700	Sum	92.36	0.35	1.48
NVNT	n20	5745	Sum	92.35	0.35	1.48
NVNT	n20	5785	Sum	92.36	0.35	1.48
NVNT	n20	5825	Sum	92.36	0.35	1.48
NVNT	n40	5190	Ant1	64.65	1.89	9.85
NVNT	n40	5230	Ant1	64.65	1.89	9.85
NVNT	n40	5270	Ant1	64.65	1.89	9.85
NVNT	n40	5310	Ant1	64.65	1.89	9.85
NVNT	n40	5510	Ant1	64.65	1.89	9.85
NVNT	n40	5550	Ant1	64.65	1.89	9.85
NVNT	n40	5670	Ant1	64.65	1.89	9.85
NVNT	n40	5755	Ant1	64.65	1.89	9.85
NVNT	n40	5795	Ant1	64.65	1.89	9.85
NVNT	n40	5190	Ant2	64.65	1.89	9.85
NVNT	n40	5230	Ant2	64.65	1.89	9.85
NVNT	n40	5270	Ant2	64.65	1.89	9.85
NVNT	n40	5310	Ant2	64.65	1.89	9.85
NVNT	n40	5510	Ant2	64.65	1.89	9.85
NVNT	n40	5550	Ant2	64.65	1.89	9.85
NVNT	n40	5670	Ant2	64.65	1.89	9.85
NVNT	n40	5755	Ant2	64.65	1.89	9.85
NVNT	n40	5795	Ant2	64.65	1.89	9.85
NVNT	n40	5190	Sum	86.3	0.64	2.86
NVNT	n40	5230	Sum	86.28	0.64	2.87
NVNT	n40	5270	Sum	86.3	0.64	2.86
NVNT	n40	5310	Sum	86.28	0.64	2.87
NVNT	n40	5510	Sum	86.3	0.64	2.86
NVNT	n40	5550	Sum	86.3	0.64	2.86
NVNT	n40	5670	Sum	86.3	0.64	2.86
NVNT	n40	5755	Sum	86.3	0.64	2.86
NVNT	n40	5795	Sum	86.3	0.64	2.86
NVNT	ac20	5180	Ant1	75.33	1.23	5.8
NVNT	ac20	5200	Ant1	75.33	1.23	5.8
NVNT	ac20	5240	Ant1	75.33	1.23	5.8
NVNT	ac20	5260	Ant1	75.33	1.23	5.8
NVNT	ac20	5300	Ant1	75.33	1.23	5.8
NVNT	ac20	5320	Ant1	75.33	1.23	5.8
NVNT	ac20	5500	Ant1	75.49	1.22	5.8
NVNT	ac20	5580	Ant1	75.55	1.22	5.78
NVNT	ac20	5700	Ant1	75.55	1.22	5.78
NVNT	ac20	5745	Ant1	75.33	1.23	5.8
NVNT	ac20	5785	Ant1	75.49	1.22	5.8
NVNT	ac20	5825	Ant1	75.55	1.22	5.78
NVNT	ac20	5180	Ant2	75.55	1.22	5.78
NVNT	ac20	5200	Ant2	75.49	1.22	5.8
NVNT	ac20	5240	Ant2	75.38	1.23	5.78
NVNT	ac20	5260	Ant2	75.55	1.22	5.78
NVNT	ac20	5300	Ant2	75.55	1.22	5.78
NVNT	ac20	5320	Ant2	75.55	1.22	5.78
NVNT	ac20	5500	Ant2	75.55	1.22	5.78

NVNT	ac20	5580	Ant2	75.49	1.22	5.8
NVNT	ac20	5700	Ant2	75.55	1.22	5.78
NVNT	ac20	5745	Ant2	75.55	1.22	5.78
NVNT	ac20	5785	Ant2	75.55	1.22	5.78
NVNT	ac20	5825	Ant2	75.55	1.22	5.78
NVNT	ac20	5180	Sum	92.44	0.34	1.46
NVNT	ac20	5200	Sum	92.44	0.34	1.46
NVNT	ac20	5240	Sum	92.44	0.34	1.46
NVNT	ac20	5260	Sum	92.44	0.34	1.46
NVNT	ac20	5300	Sum	92.44	0.34	1.46
NVNT	ac20	5320	Sum	92.44	0.34	1.46
NVNT	ac20	5500	Sum	92.44	0.34	1.46
NVNT	ac20	5580	Sum	92.44	0.34	1.46
NVNT	ac20	5700	Sum	92.43	0.34	1.46
NVNT	ac20	5745	Sum	92.44	0.34	1.46
NVNT	ac20	5785	Sum	92.44	0.34	1.46
NVNT	ac20	5825	Sum	92.43	0.34	1.46
NVNT	ac40	5190	Ant1	66.16	1.79	9.13
NVNT	ac40	5230	Ant1	66.26	1.79	9.17
NVNT	ac40	5270	Ant1	66.36	1.78	9.13
NVNT	ac40	5310	Ant1	66.36	1.78	9.13
NVNT	ac40	5510	Ant1	66.26	1.79	9.17
NVNT	ac40	5550	Ant1	66.36	1.78	9.13
NVNT	ac40	5670	Ant1	66.36	1.78	9.13
NVNT	ac40	5755	Ant1	66.36	1.78	9.13
NVNT	ac40	5795	Ant1	66.36	1.78	9.13
NVNT	ac40	5190	Ant2	66.36	1.78	9.13
NVNT	ac40	5230	Ant2	66.36	1.78	9.13
NVNT	ac40	5270	Ant2	66.36	1.78	9.13
NVNT	ac40	5310	Ant2	66.36	1.78	9.13
NVNT	ac40	5510	Ant2	66.36	1.78	9.13
NVNT	ac40	5550	Ant2	66.36	1.78	9.13
NVNT	ac40	5670	Ant2	66.36	1.78	9.13
NVNT	ac40	5755	Ant2	66.26	1.79	9.17
NVNT	ac40	5795	Ant2	66.36	1.78	9.13
NVNT	ac40	5190	Sum	86.43	0.63	2.83
NVNT	ac40	5230	Sum	86.43	0.63	2.83
NVNT	ac40	5270	Sum	86.43	0.63	2.83
NVNT	ac40	5310	Sum	86.43	0.63	2.83
NVNT	ac40	5510	Sum	86.43	0.63	2.83
NVNT	ac40	5550	Sum	86.43	0.63	2.83
NVNT	ac40	5670	Sum	86.43	0.63	2.83
NVNT	ac40	5755	Sum	86.43	0.63	2.83
NVNT	ac40	5795	Sum	86.43	0.63	2.83
NVNT	ac80	5210	Ant1	56.81	2.46	13.7
NVNT	ac80	5290	Ant1	56.76	2.46	13.61
NVNT	ac80	5530	Ant1	56.81	2.46	13.7
NVNT	ac80	5610	Ant1	56.98	2.44	13.61
NVNT	ac80	5775	Ant1	56.81	2.46	13.7
NVNT	ac80	5210	Ant2	56.98	2.44	13.61
NVNT	ac80	5290	Ant2	56.98	2.44	13.61
NVNT	ac80	5530	Ant2	56.98	2.44	13.61
NVNT	ac80	5610	Ant2	56.98	2.44	13.61
NVNT	ac80	5775	Ant2	56.98	2.44	13.61
NVNT	ac80	5210	Sum	77.35	1.12	5.28
NVNT	ac80	5290	Sum	77.35	1.12	5.28

NVNT	ac80	5530	Sum	77.35	1.12	5.28
NVNT	ac80	5610	Sum	77.3	1.12	5.29
NVNT	ac80	5775	Sum	77.35	1.12	5.28
NVNT	ac160	5250	Ant1	49.08	3.09	18.69
NVNT	ac160	5570	Ant1	49.08	3.09	18.69
NVNT	ac160	5250	Ant2	48.39	3.15	19.05
NVNT	ac160	5570	Ant2	48.62	3.13	18.87
NVNT	ac160	5250	Sum	67.83	1.69	8.55
NVNT	ac160	5570	Sum	67.83	1.69	8.55
NVNT	ax20	5180	Ant1	73.83	1.32	6.33
NVNT	ax20	5200	Ant1	73.83	1.32	6.33
NVNT	ax20	5240	Ant1	73.77	1.32	6.35
NVNT	ax20	5260	Ant1	73.83	1.32	6.33
NVNT	ax20	5300	Ant1	73.83	1.32	6.33
NVNT	ax20	5320	Ant1	73.77	1.32	6.35
NVNT	ax20	5500	Ant1	73.77	1.32	6.35
NVNT	ax20	5580	Ant1	73.77	1.32	6.35
NVNT	ax20	5700	Ant1	73.77	1.32	6.35
NVNT	ax20	5745	Ant1	73.77	1.32	6.35
NVNT	ax20	5785	Ant1	73.77	1.32	6.35
NVNT	ax20	5825	Ant1	73.77	1.32	6.35
NVNT	ax20	5180	Ant2	73.83	1.32	6.33
NVNT	ax20	5200	Ant2	73.77	1.32	6.35
NVNT	ax20	5240	Ant2	73.77	1.32	6.35
NVNT	ax20	5260	Ant2	73.77	1.32	6.35
NVNT	ax20	5300	Ant2	73.77	1.32	6.35
NVNT	ax20	5320	Ant2	73.77	1.32	6.35
NVNT	ax20	5500	Ant2	73.77	1.32	6.35
NVNT	ax20	5580	Ant2	73.77	1.32	6.35
NVNT	ax20	5700	Ant2	73.77	1.32	6.35
NVNT	ax20	5745	Ant2	73.83	1.32	6.33
NVNT	ax20	5785	Ant2	73.77	1.32	6.35
NVNT	ax20	5825	Ant2	73.77	1.32	6.35
NVNT	ax20	5180	Sum	90.65	0.43	1.84
NVNT	ax20	5200	Sum	90.64	0.43	1.85
NVNT	ax20	5240	Sum	90.65	0.43	1.84
NVNT	ax20	5260	Sum	90.48	0.43	1.85
NVNT	ax20	5300	Sum	90.65	0.43	1.84
NVNT	ax20	5320	Sum	90.65	0.43	1.84
NVNT	ax20	5500	Sum	90.64	0.43	1.85
NVNT	ax20	5580	Sum	90.64	0.43	1.85
NVNT	ax20	5700	Sum	90.65	0.43	1.84
NVNT	ax20	5745	Sum	90.64	0.43	1.85
NVNT	ax20	5785	Sum	90.65	0.43	1.84
NVNT	ax20	5825	Sum	90.64	0.43	1.85
NVNT	ax40	5190	Ant1	66.06	1.8	9.26
NVNT	ax40	5230	Ant1	65.75	1.82	9.3
NVNT	ax40	5270	Ant1	66.06	1.8	9.26
NVNT	ax40	5310	Ant1	65.95	1.81	9.3
NVNT	ax40	5510	Ant1	65.75	1.82	9.3
NVNT	ax40	5550	Ant1	65.75	1.82	9.3
NVNT	ax40	5670	Ant1	66.06	1.8	9.26
NVNT	ax40	5755	Ant1	65.95	1.81	9.3
NVNT	ax40	5795	Ant1	65.75	1.82	9.3
NVNT	ax40	5190	Ant2	65.75	1.82	9.3
NVNT	ax40	5230	Ant2	65.75	1.82	9.3

NVNT	ax40	5270	Ant2	65.75	1.82	9.3
NVNT	ax40	5310	Ant2	65.75	1.82	9.3
NVNT	ax40	5510	Ant2	65.75	1.82	9.3
NVNT	ax40	5550	Ant2	65.75	1.82	9.3
NVNT	ax40	5670	Ant2	65.75	1.82	9.3
NVNT	ax40	5755	Ant2	65.75	1.82	9.3
NVNT	ax40	5795	Ant2	65.75	1.82	9.3
NVNT	ax40	5190	Sum	84.48	0.73	3.31
NVNT	ax40	5230	Sum	84.36	0.74	3.31
NVNT	ax40	5270	Sum	84.5	0.73	3.31
NVNT	ax40	5310	Sum	84.48	0.73	3.31
NVNT	ax40	5510	Sum	84.48	0.73	3.31
NVNT	ax40	5550	Sum	84.5	0.73	3.31
NVNT	ax40	5670	Sum	84.5	0.73	3.31
NVNT	ax40	5755	Sum	84.48	0.73	3.31
NVNT	ax40	5795	Sum	84.48	0.73	3.31
NVNT	ax80	5210	Ant1	60.36	2.19	11.83
NVNT	ax80	5290	Ant1	60.5	2.18	11.76
NVNT	ax80	5530	Ant1	60.36	2.19	11.83
NVNT	ax80	5610	Ant1	60.4	2.19	11.79
NVNT	ax80	5775	Ant1	60.5	2.18	11.76
NVNT	ax80	5210	Ant2	60.5	2.18	11.76
NVNT	ax80	5290	Ant2	60.5	2.18	11.76
NVNT	ax80	5530	Ant2	60.36	2.19	11.83
NVNT	ax80	5610	Ant2	60.36	2.19	11.83
NVNT	ax80	5775	Ant2	60.36	2.19	11.83
NVNT	ax80	5210	Sum	75.81	1.2	5.7
NVNT	ax80	5290	Sum	76.03	1.19	5.68
NVNT	ax80	5530	Sum	76.08	1.19	5.67
NVNT	ax80	5610	Sum	76.03	1.19	5.68
NVNT	ax80	5775	Sum	76.03	1.19	5.68
NVNT	ax160	5250	Ant1	55.73	2.54	14.18
NVNT	ax160	5570	Ant1	55.91	2.53	14.08
NVNT	ax160	5250	Ant2	55.73	2.54	14.18
NVNT	ax160	5570	Ant2	55.73	2.54	14.18
NVNT	ax160	5250	Sum	67.83	1.69	8.55
NVNT	ax160	5570	Sum	67.83	1.69	8.55

Test Graphs
Duty Cycle NVNT a 5180MHz Ant1

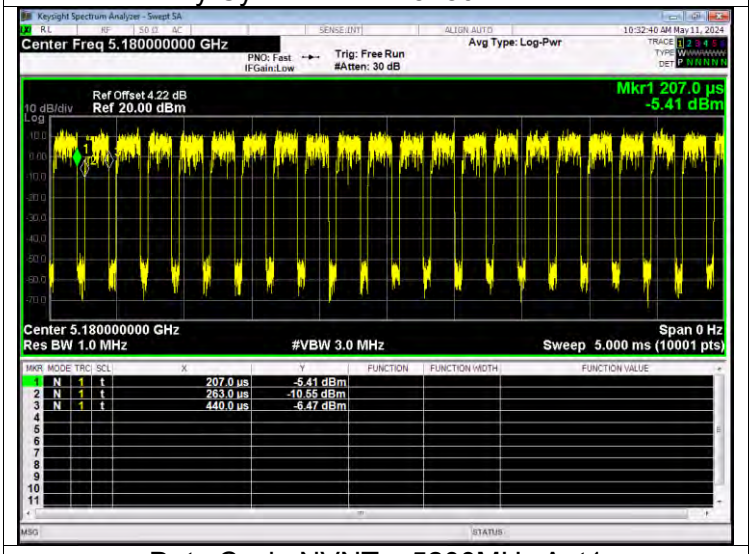

Duty Cycle NVNT a 5200MHz Ant1

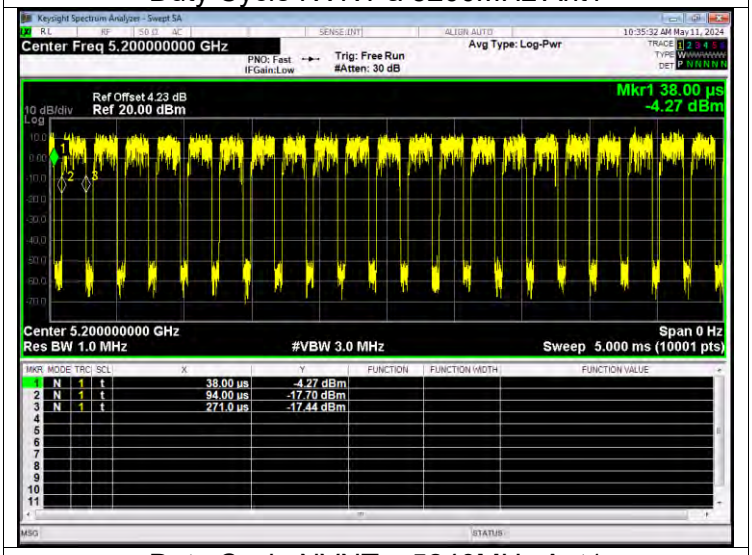

Duty Cycle NVNT a 5240MHz Ant1

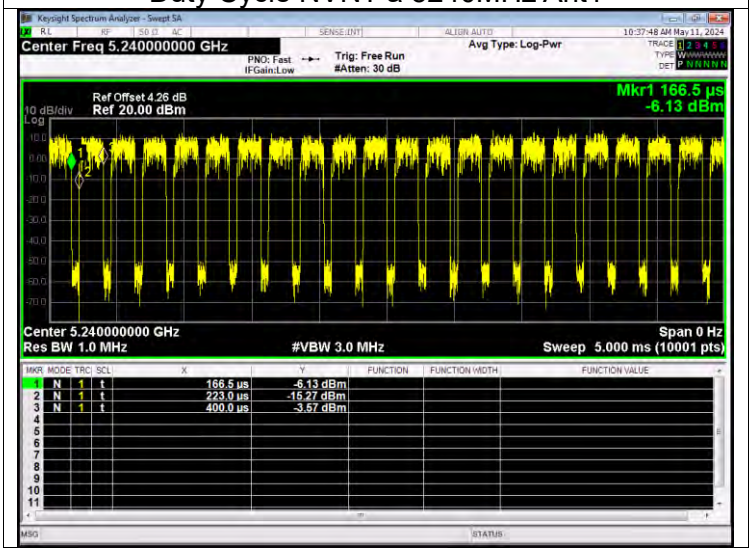

Duty Cycle NVNT a 5260MHz Ant1

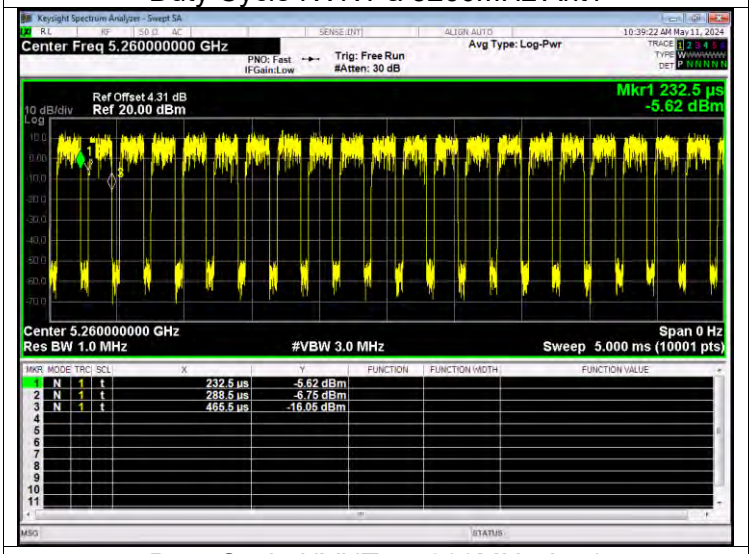

Duty Cycle NVNT a 5300MHz Ant1

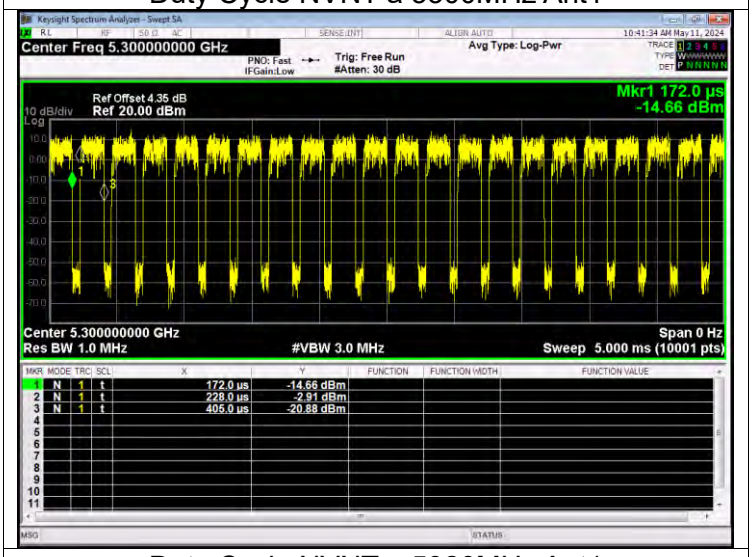

Duty Cycle NVNT a 5320MHz Ant1

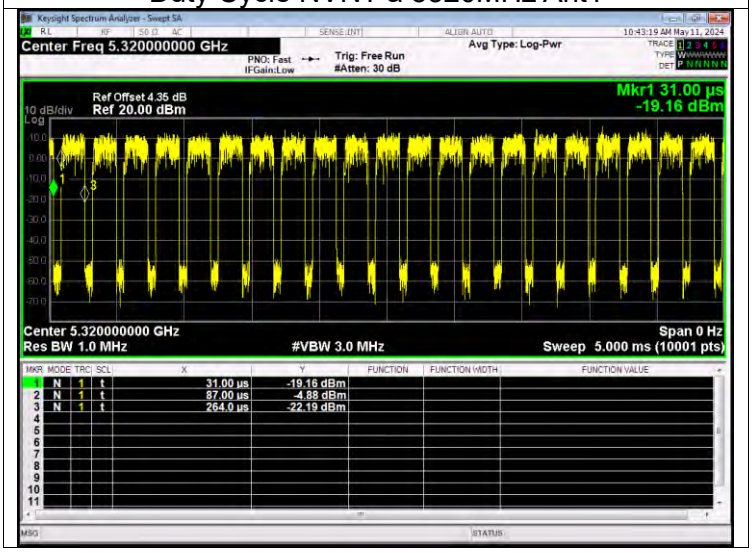

Duty Cycle NVNT a 5500MHz Ant1

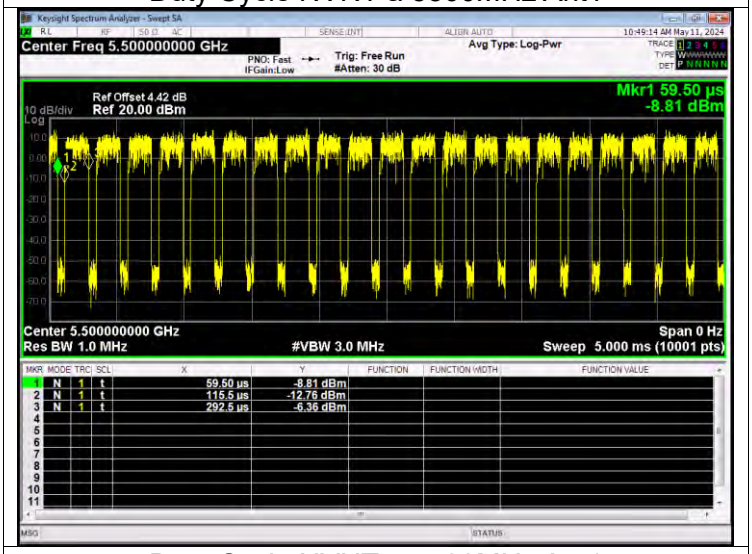

Duty Cycle NVNT a 5580MHz Ant1

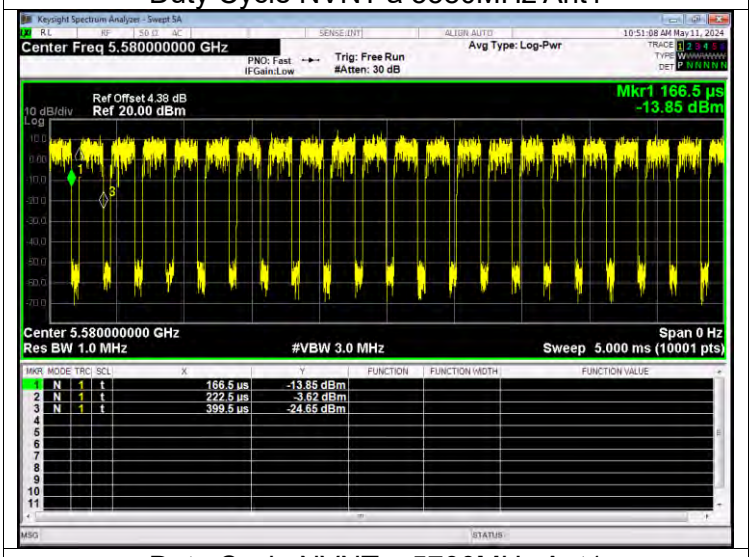

Duty Cycle NVNT a 5700MHz Ant1

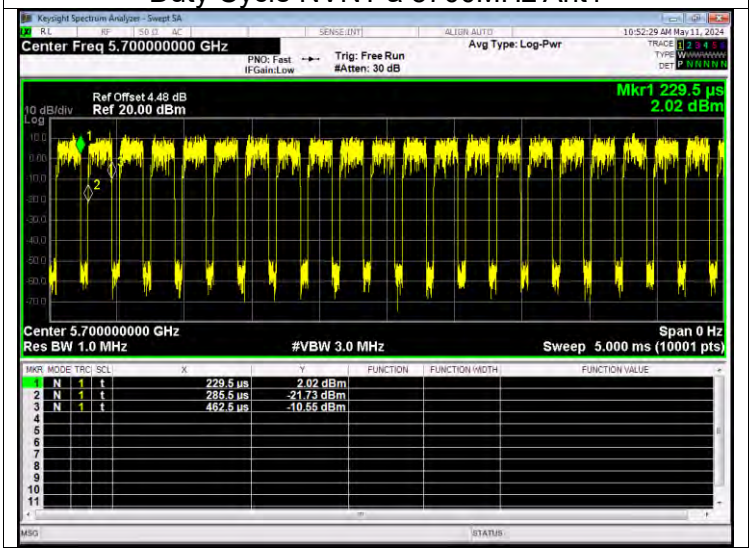

Duty Cycle NVNT a 5745MHz Ant1

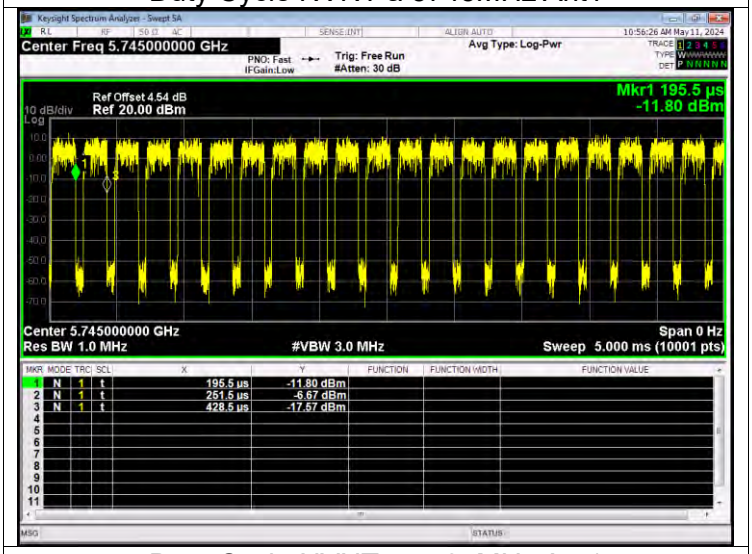

Duty Cycle NVNT a 5785MHz Ant1

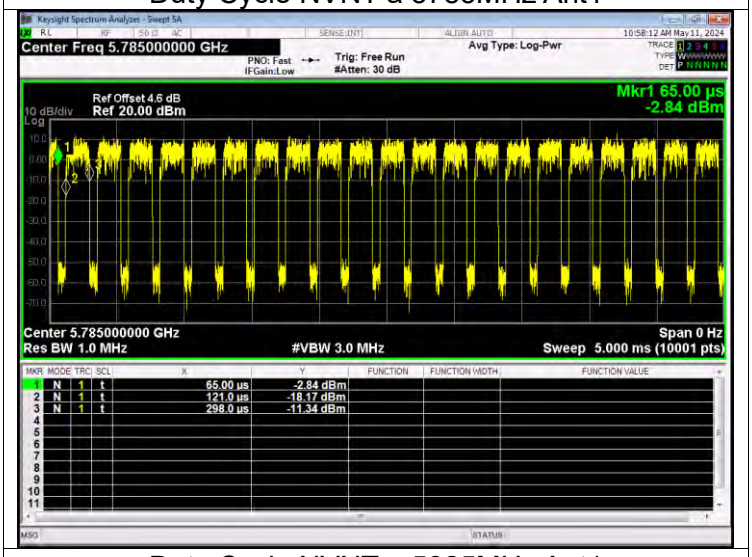

Duty Cycle NVNT a 5825MHz Ant1

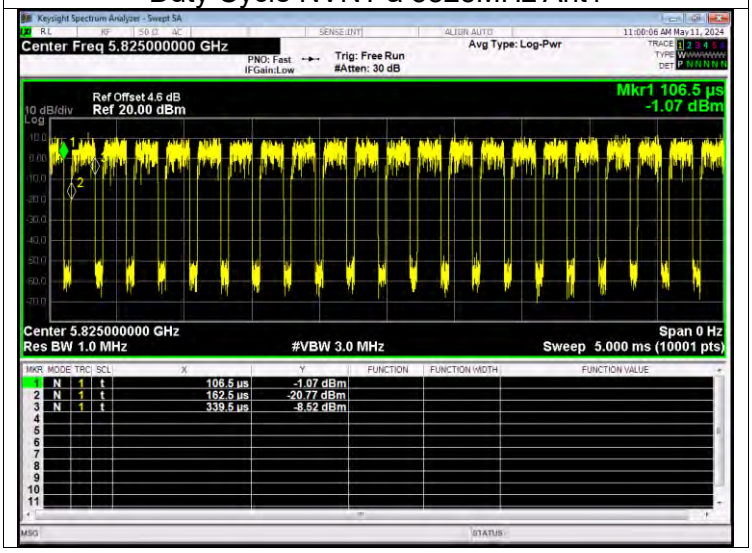

Duty Cycle NVNT a 5180MHz Ant2

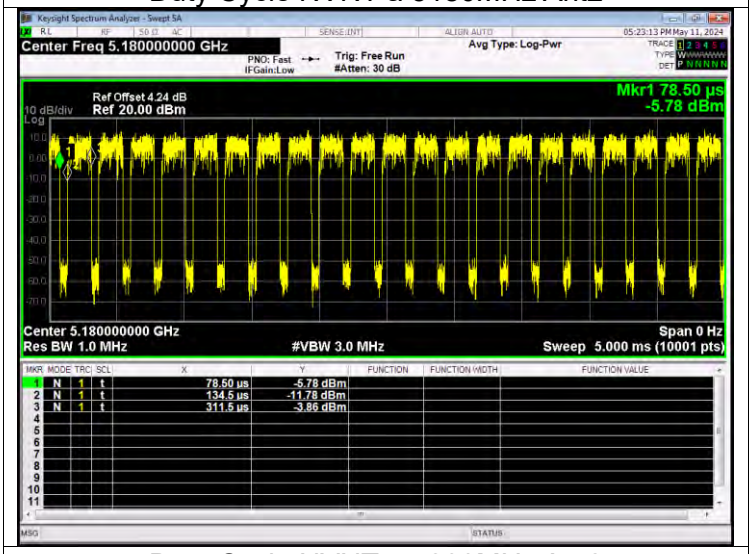

Duty Cycle NVNT a 5200MHz Ant2

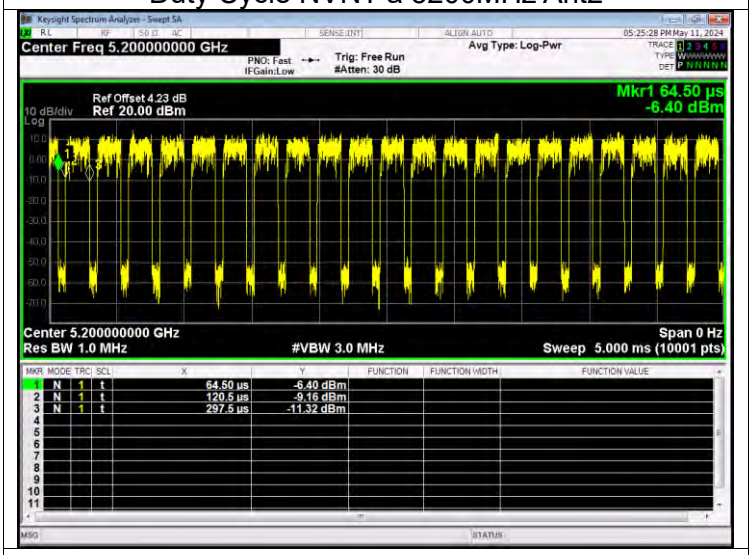

Duty Cycle NVNT a 5240MHz Ant2

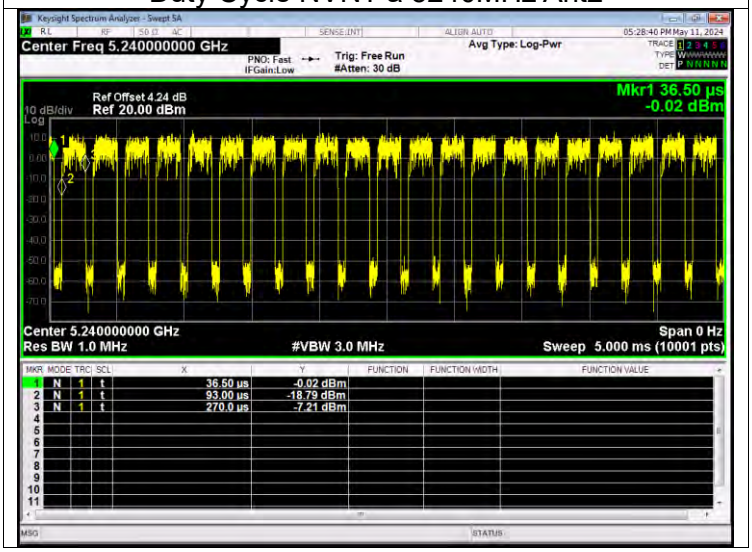

Duty Cycle NVNT a 5260MHz Ant2

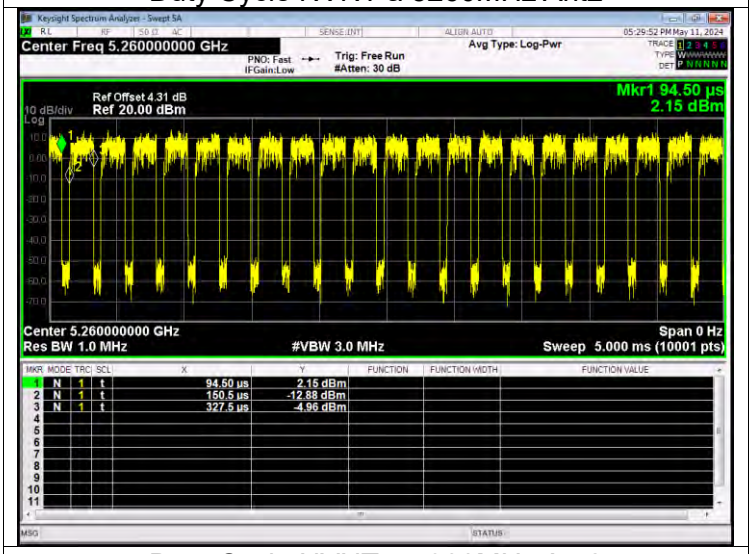

Duty Cycle NVNT a 5300MHz Ant2

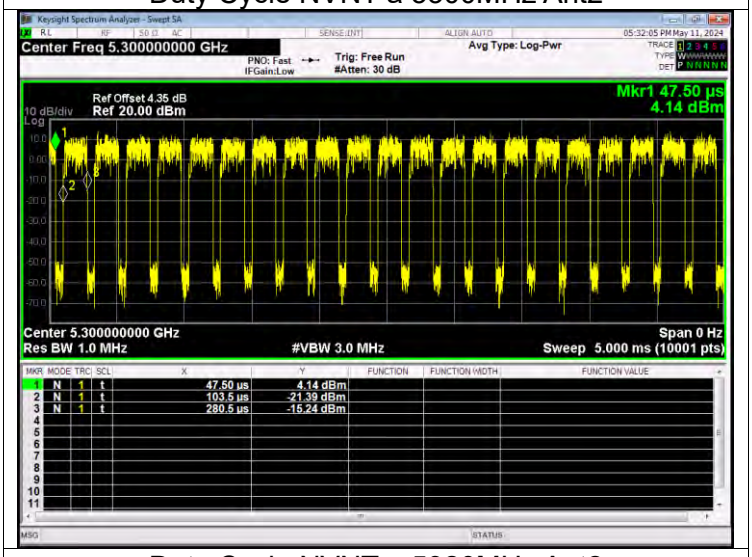

Duty Cycle NVNT a 5320MHz Ant2

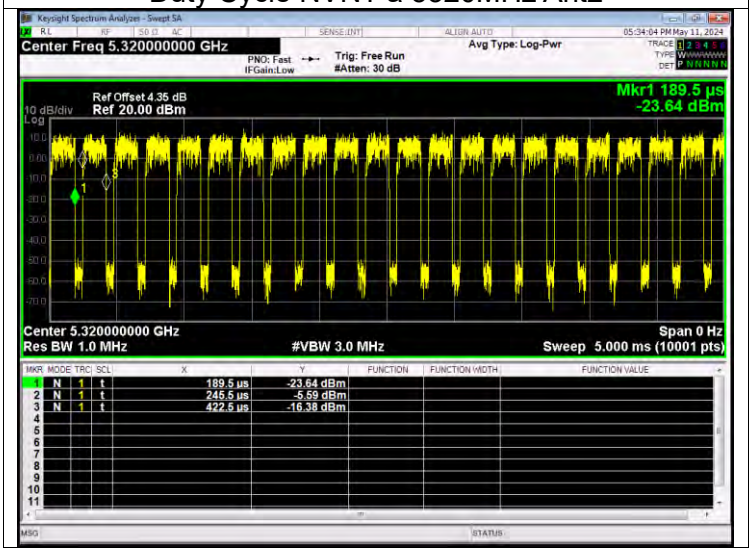

Duty Cycle NVNT a 5500MHz Ant2

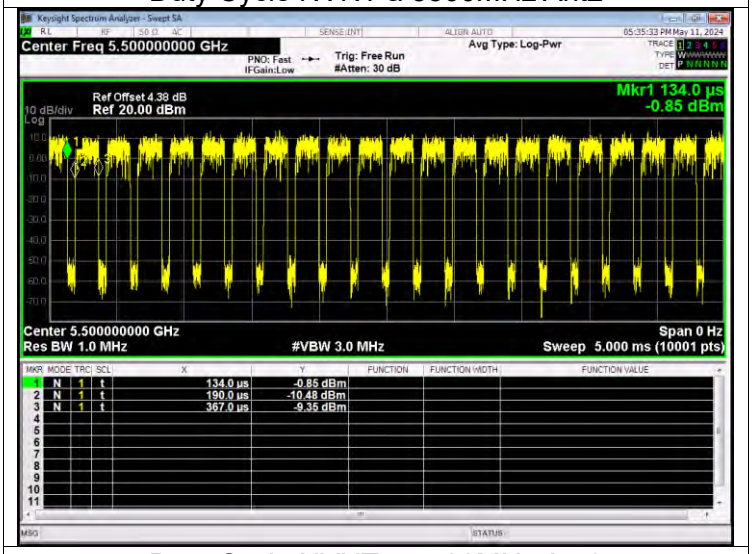

Duty Cycle NVNT a 5580MHz Ant2

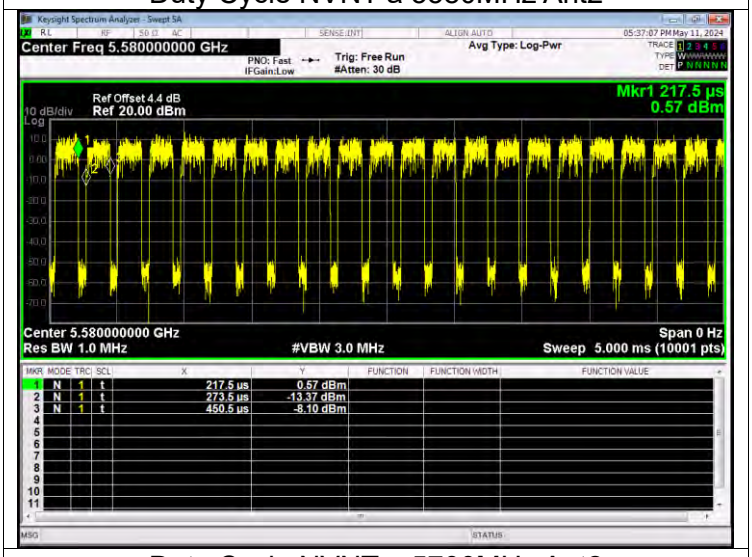

Duty Cycle NVNT a 5700MHz Ant2

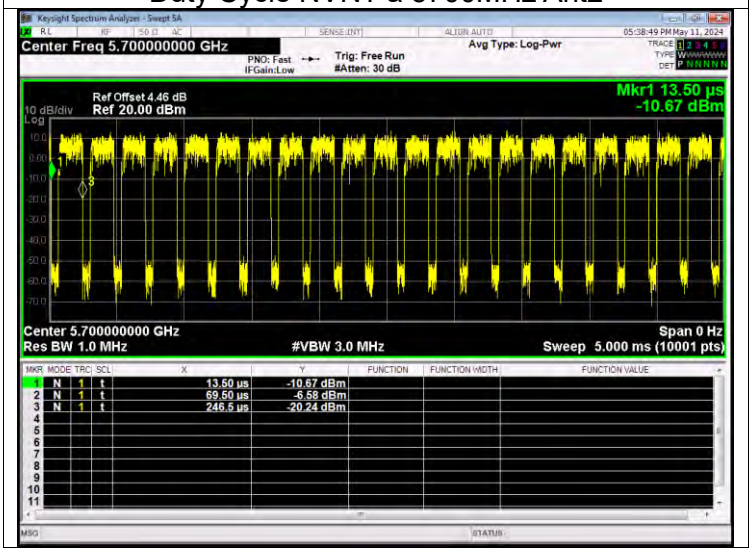

Duty Cycle NVNT a 5745MHz Ant2

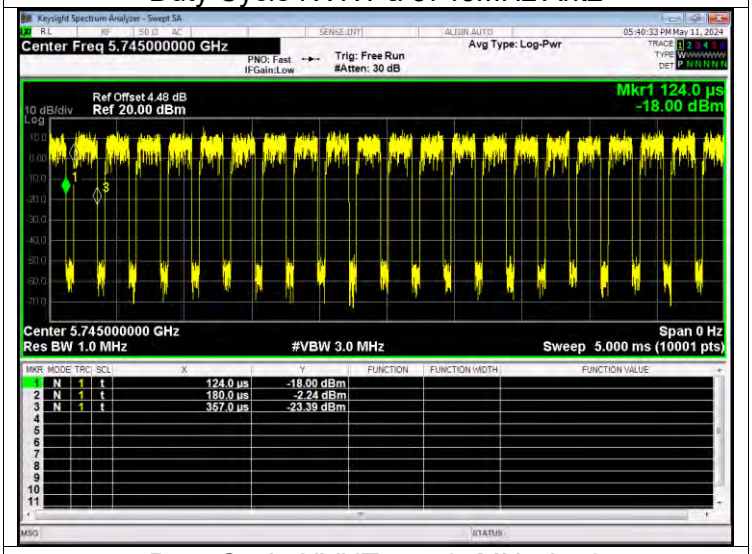

Duty Cycle NVNT a 5785MHz Ant2

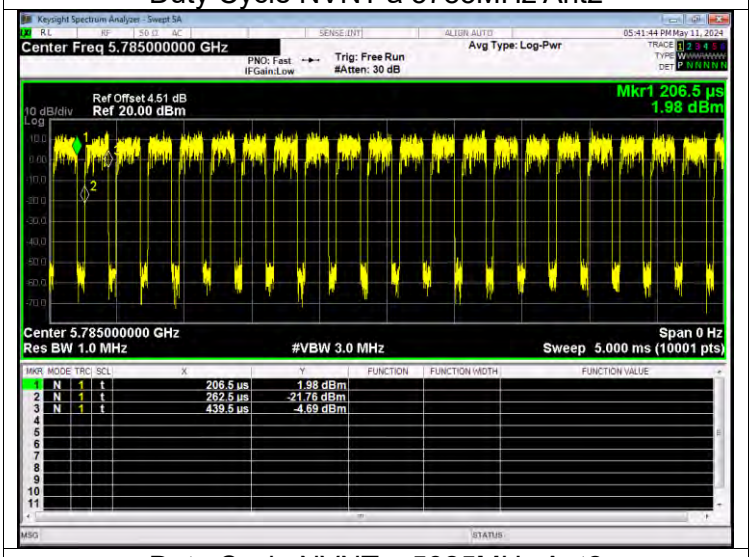

Duty Cycle NVNT a 5825MHz Ant2

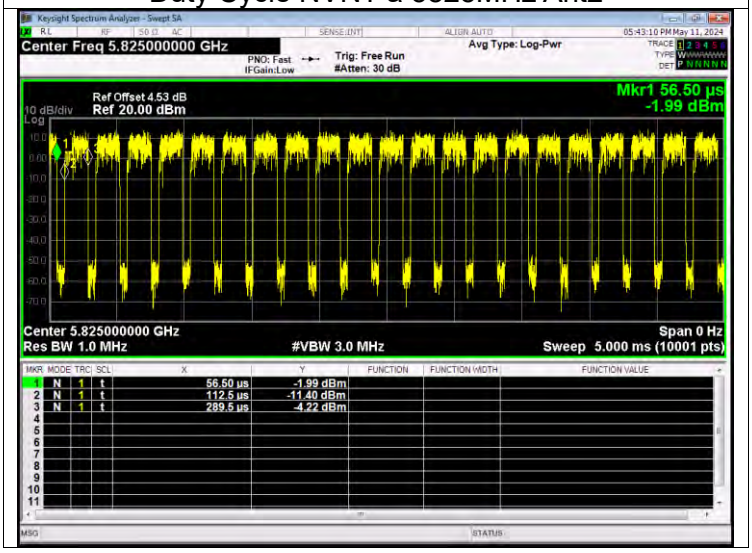

Duty Cycle NVNT n20 5180MHz Ant1

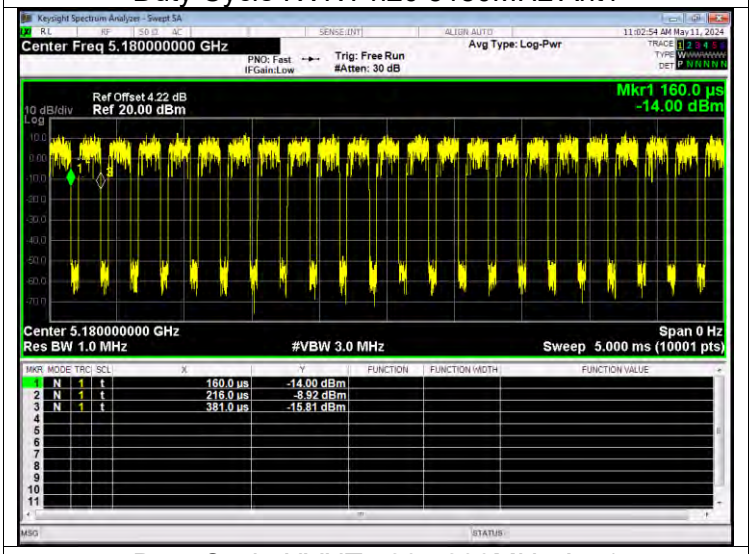

Duty Cycle NVNT n20 5200MHz Ant1

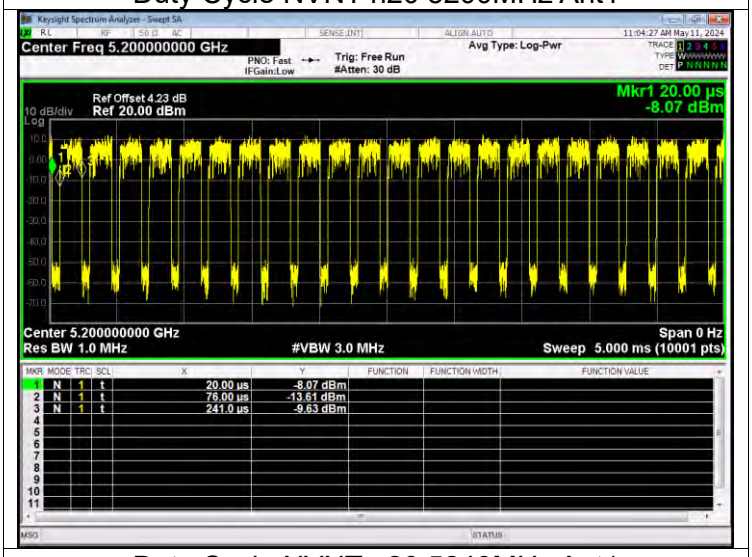

Duty Cycle NVNT n20 5240MHz Ant1

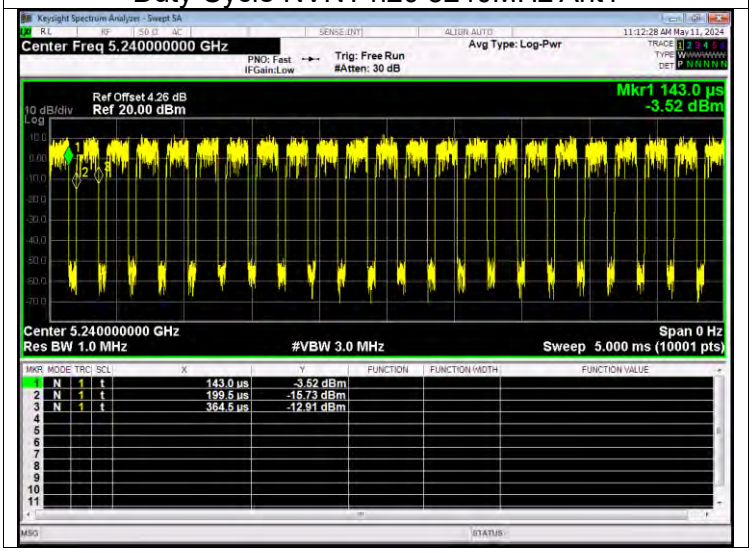

Duty Cycle NVNT n20 5260MHz Ant1

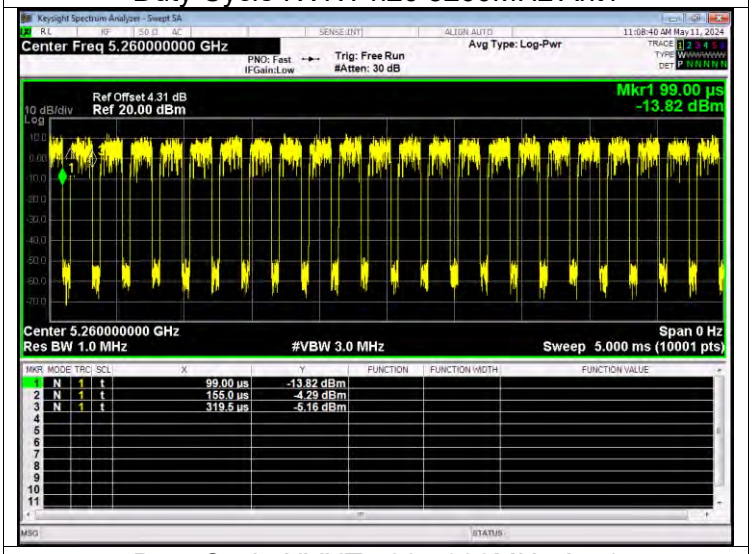

Duty Cycle NVNT n20 5300MHz Ant1

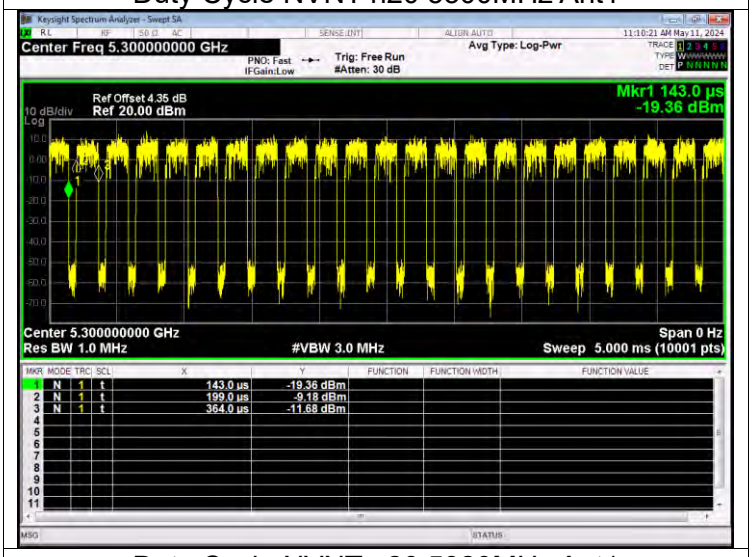

Duty Cycle NVNT n20 5320MHz Ant1

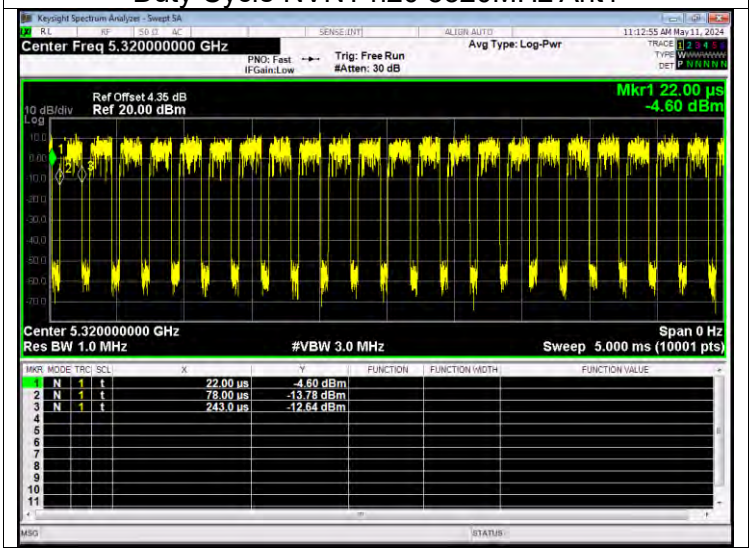

Duty Cycle NVNT n20 5500MHz Ant1

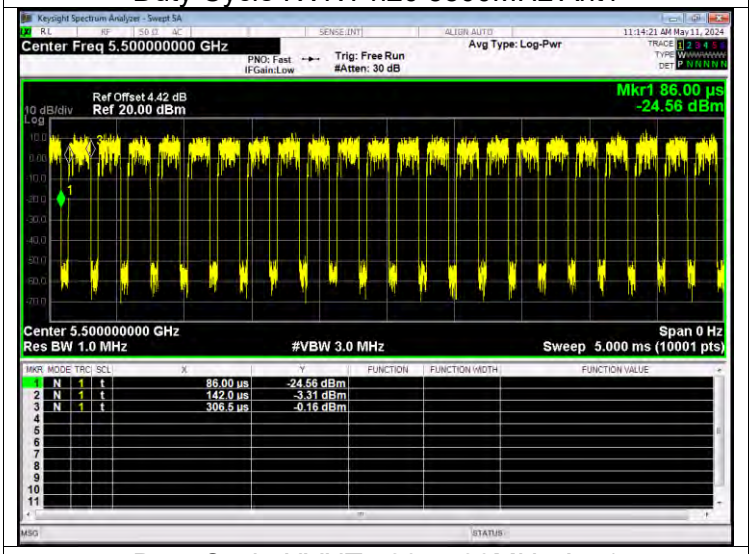

Duty Cycle NVNT n20 5580MHz Ant1

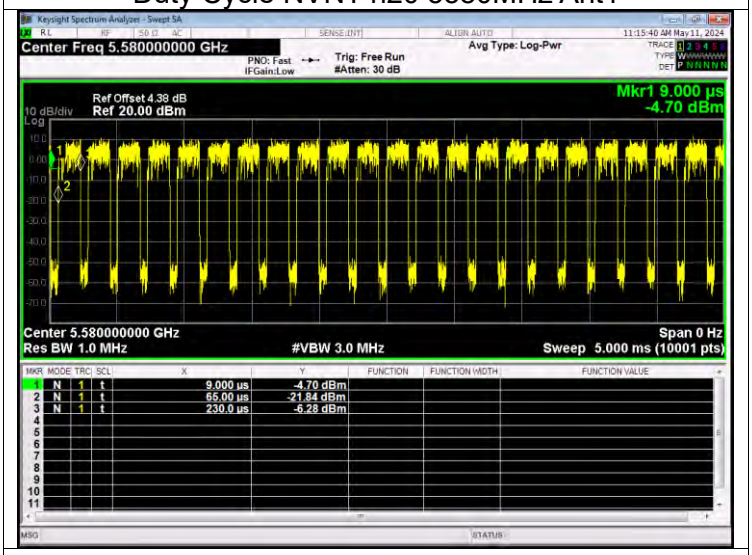

Duty Cycle NVNT n20 5700MHz Ant1

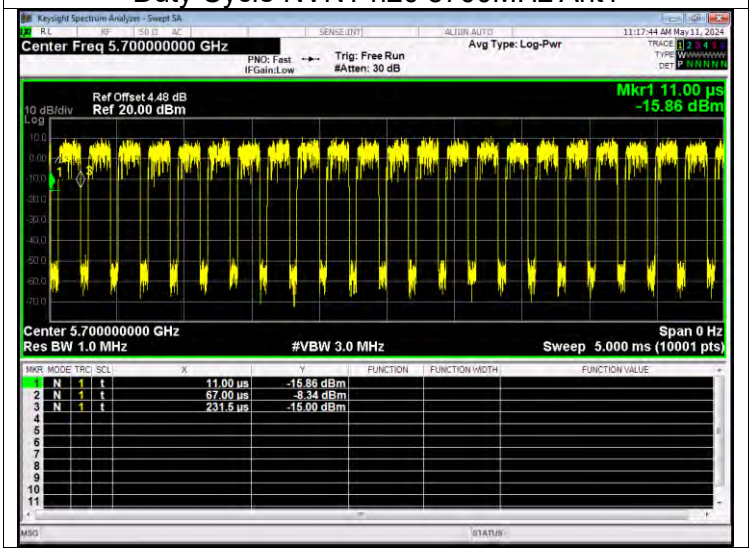

Duty Cycle NVNT n20 5745MHz Ant1

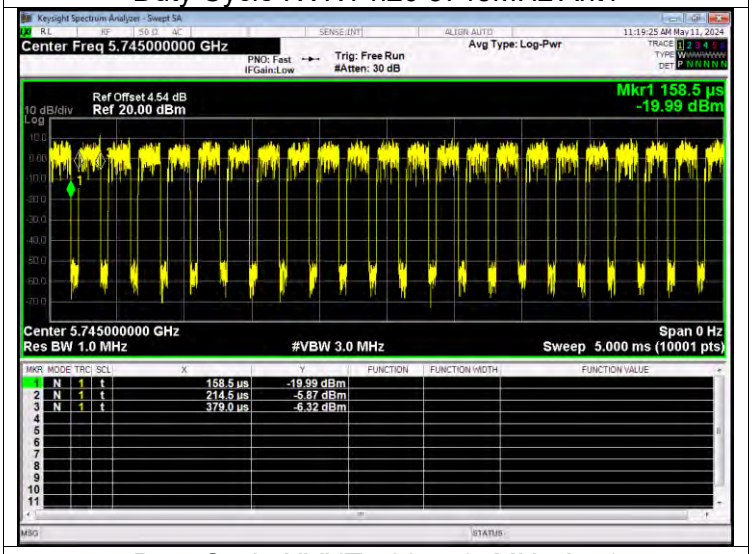

Duty Cycle NVNT n20 5785MHz Ant1

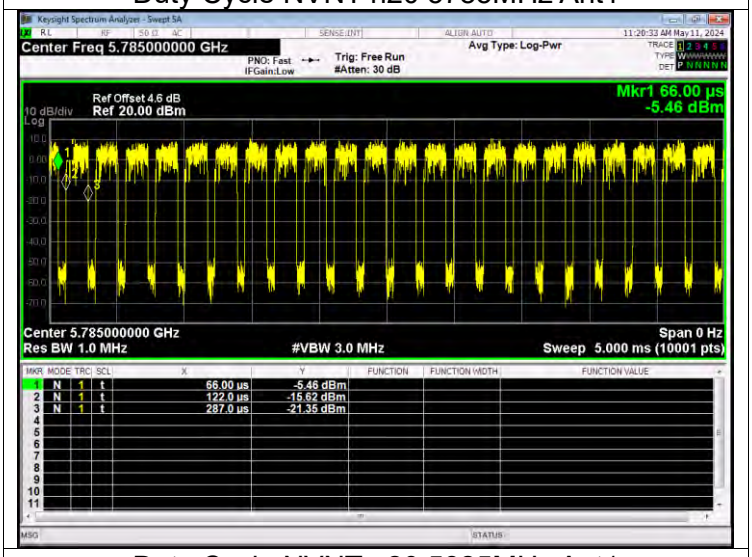

Duty Cycle NVNT n20 5825MHz Ant1

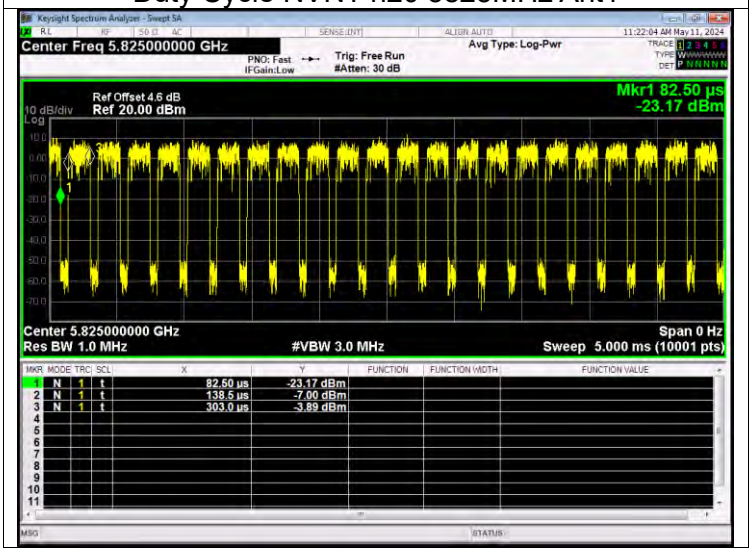

Duty Cycle NVNT n20 5180MHz Ant2

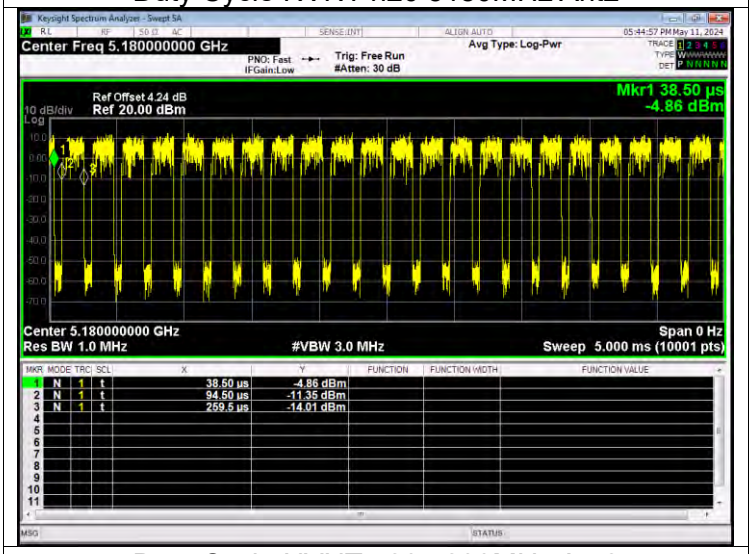

Duty Cycle NVNT n20 5200MHz Ant2

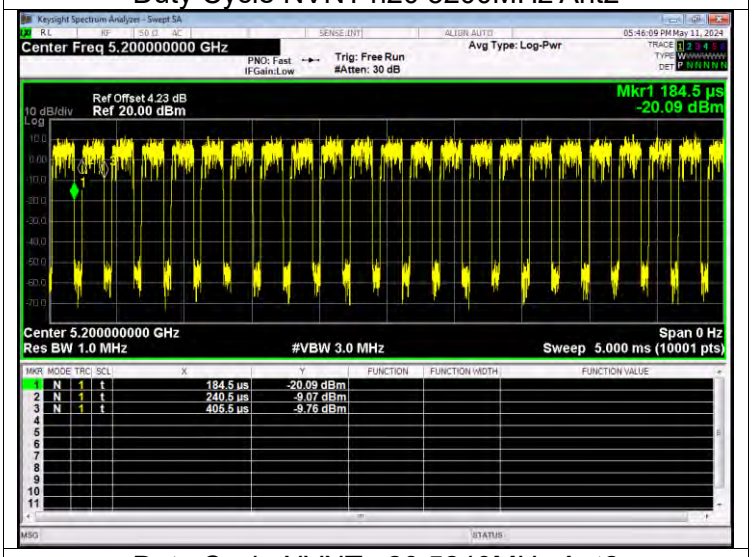

Duty Cycle NVNT n20 5240MHz Ant2

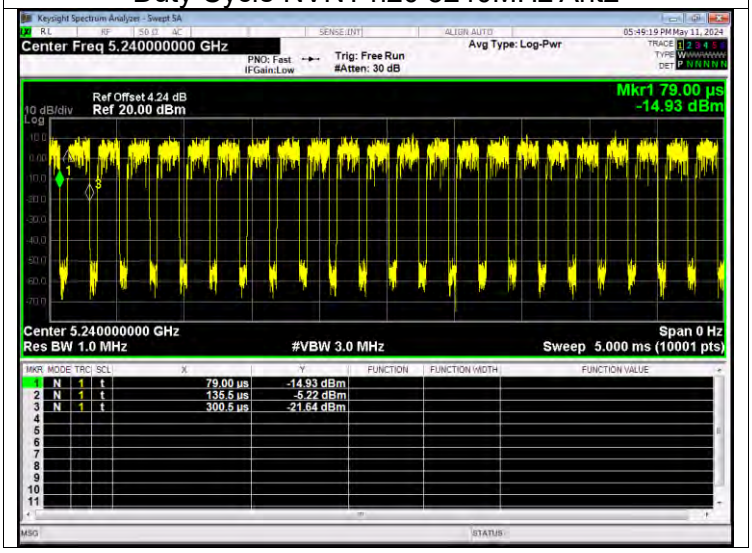

Duty Cycle NVNT n20 5260MHz Ant2

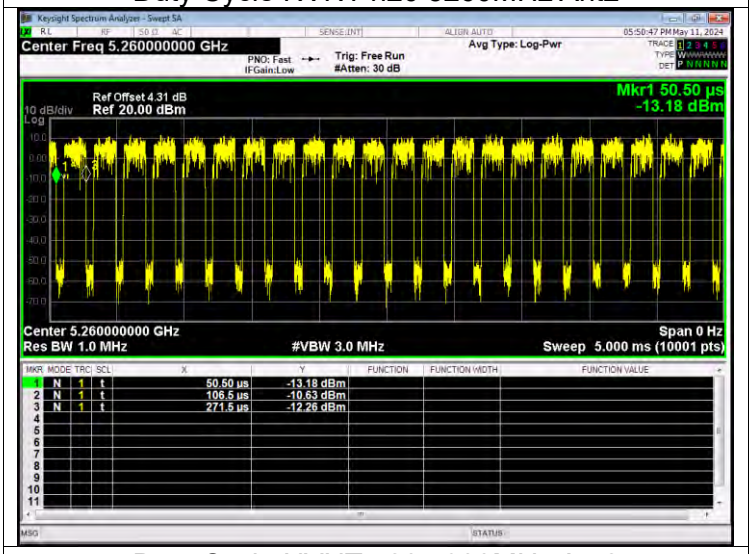

Duty Cycle NVNT n20 5300MHz Ant2

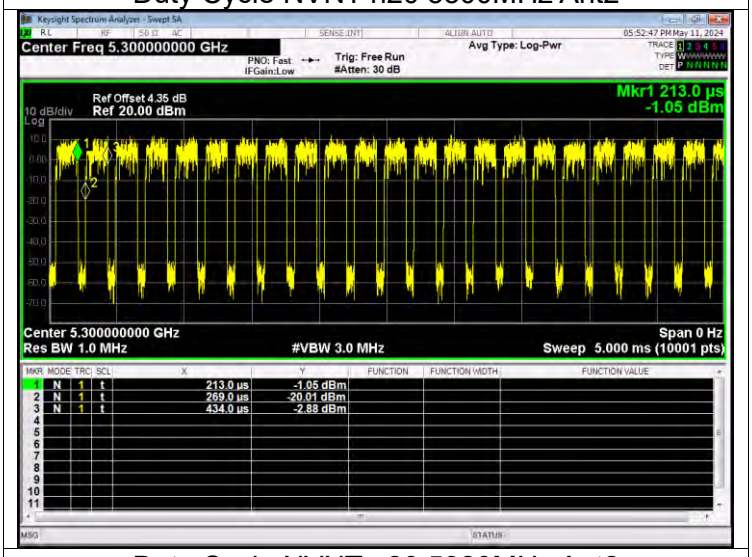

Duty Cycle NVNT n20 5320MHz Ant2

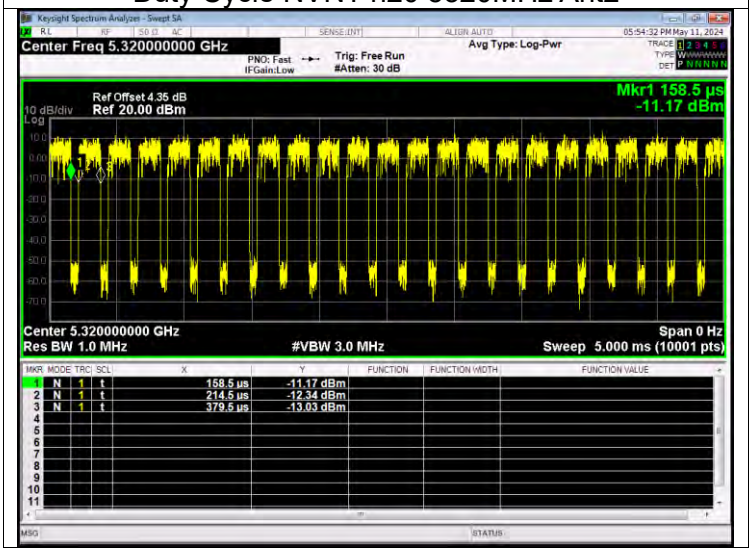

Duty Cycle NVNT n20 5500MHz Ant2

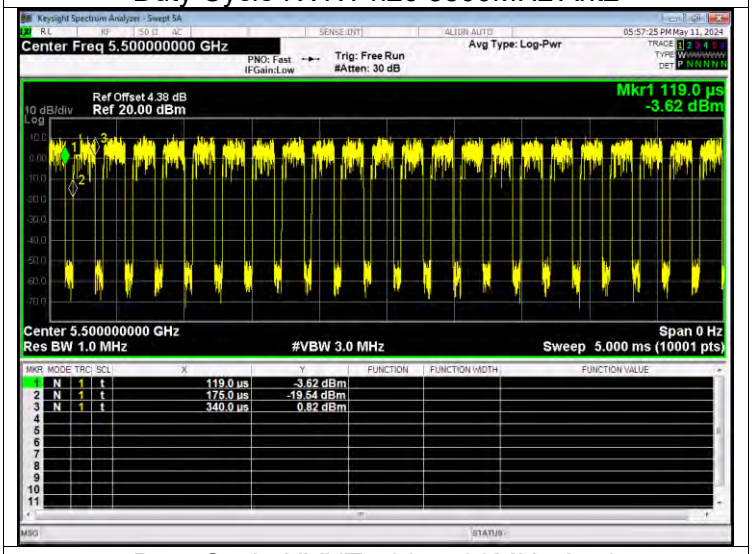

Duty Cycle NVNT n20 5580MHz Ant2

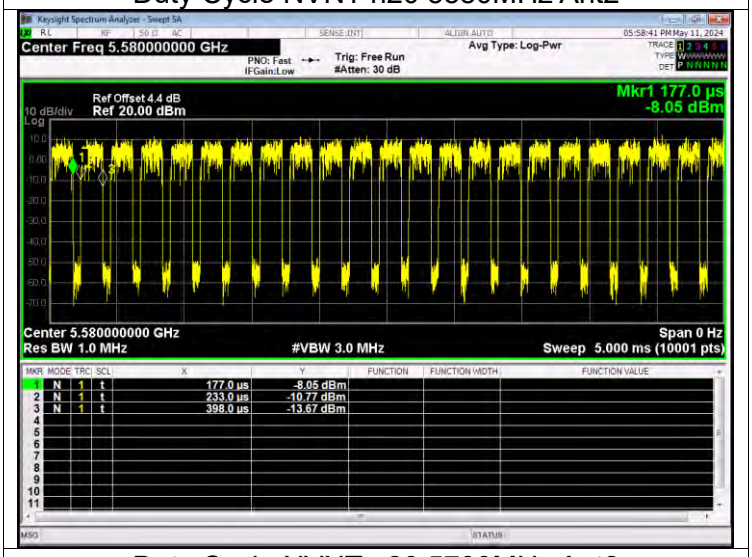

Duty Cycle NVNT n20 5700MHz Ant2

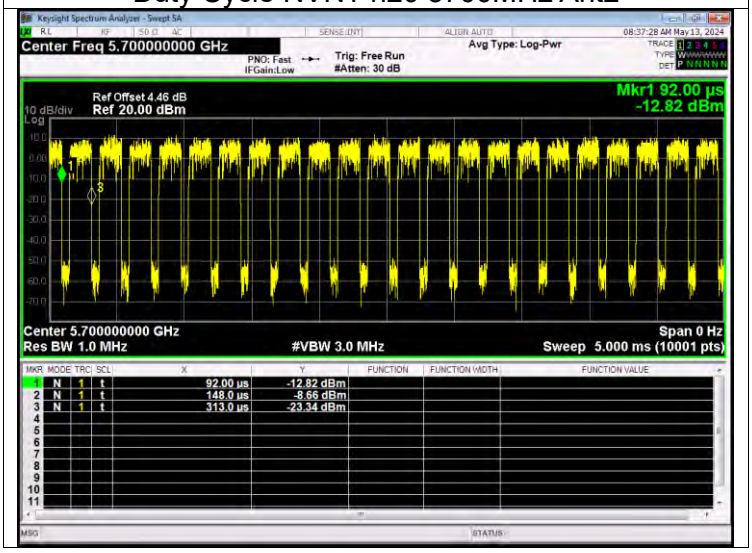

Duty Cycle NVNT n20 5745MHz Ant2

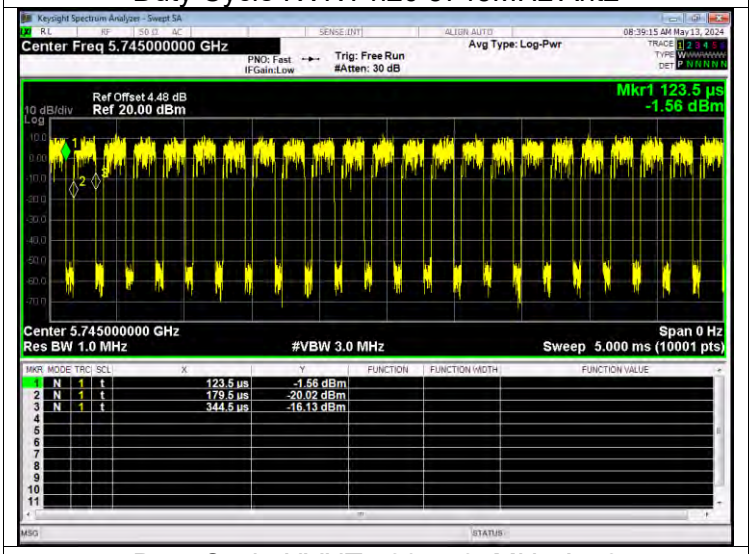

Duty Cycle NVNT n20 5785MHz Ant2

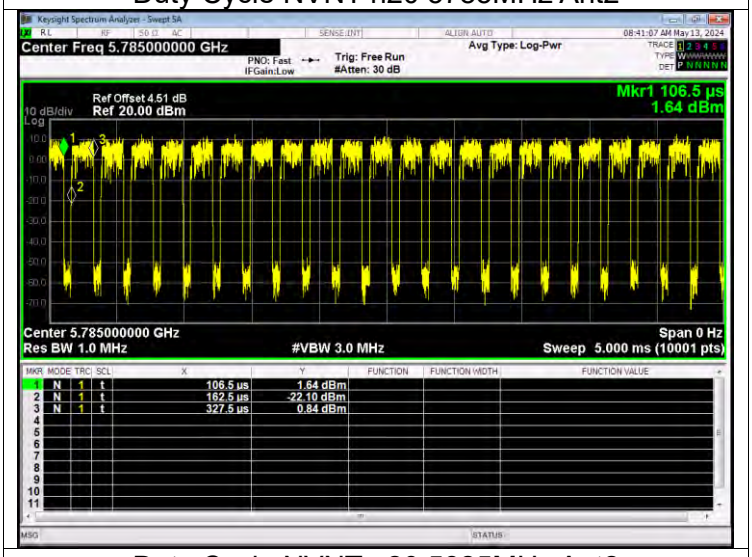

Duty Cycle NVNT n20 5825MHz Ant2

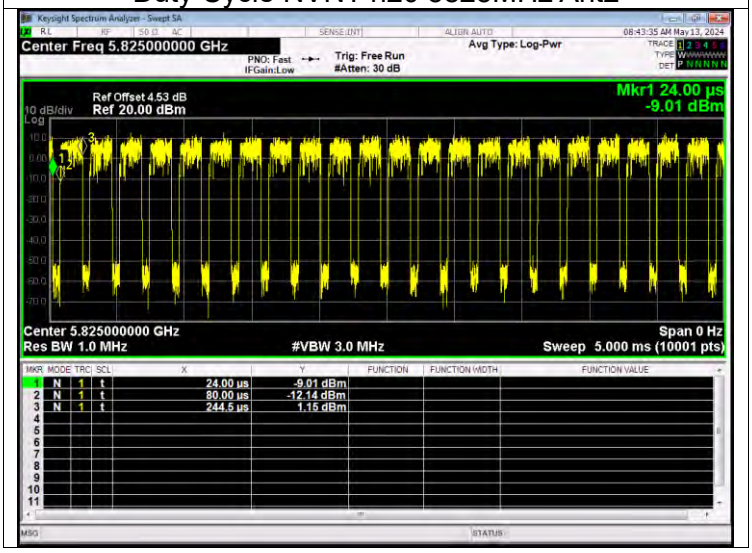

Duty Cycle NVNT n20 5180MHz Sum

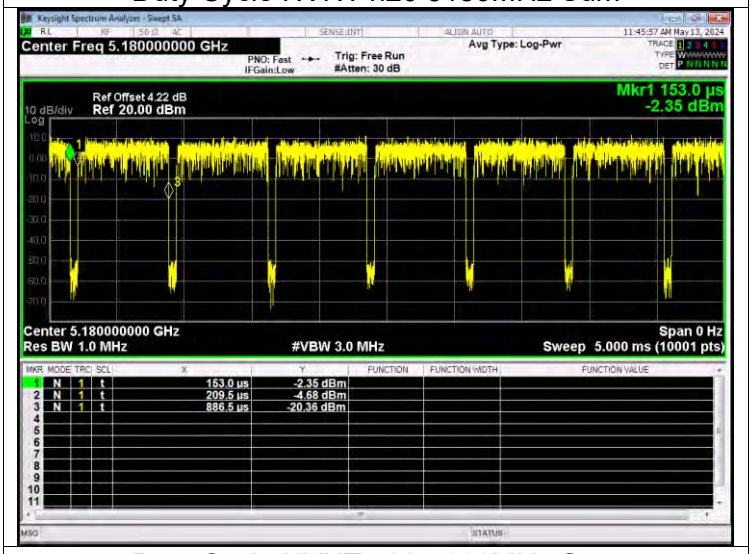

Duty Cycle NVNT n20 5200MHz Sum

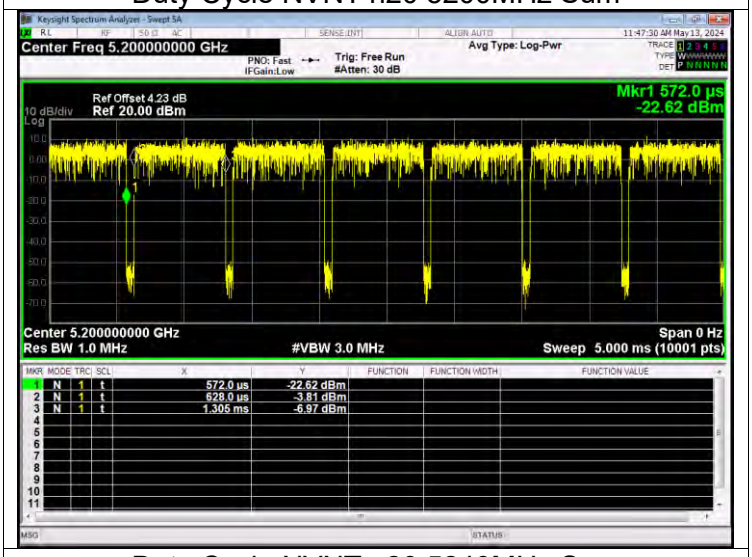

Duty Cycle NVNT n20 5240MHz Sum

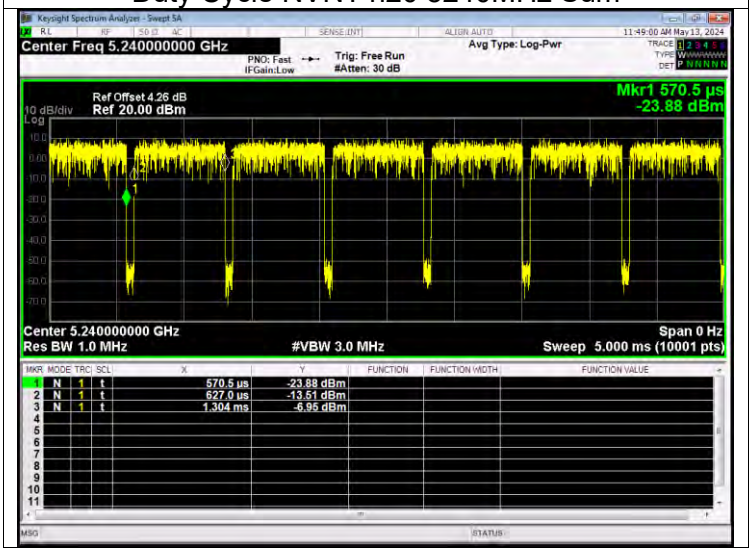

Duty Cycle NVNT n20 5260MHz Sum

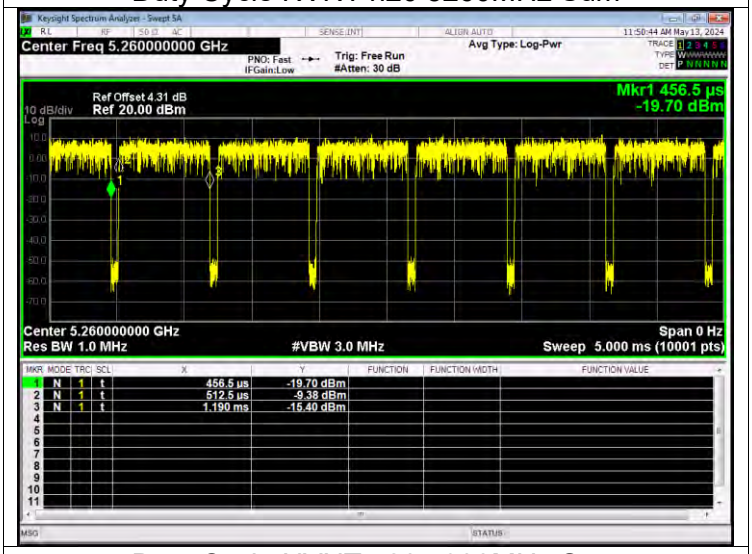

Duty Cycle NVNT n20 5300MHz Sum

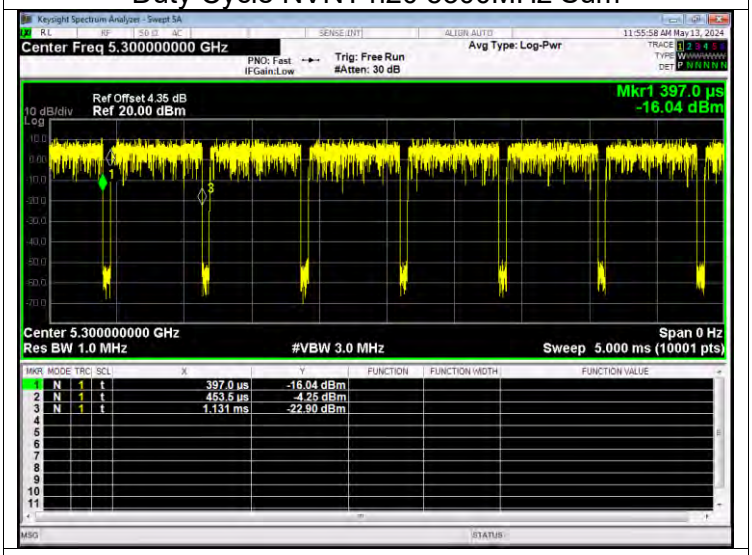

Duty Cycle NVNT n20 5320MHz Sum

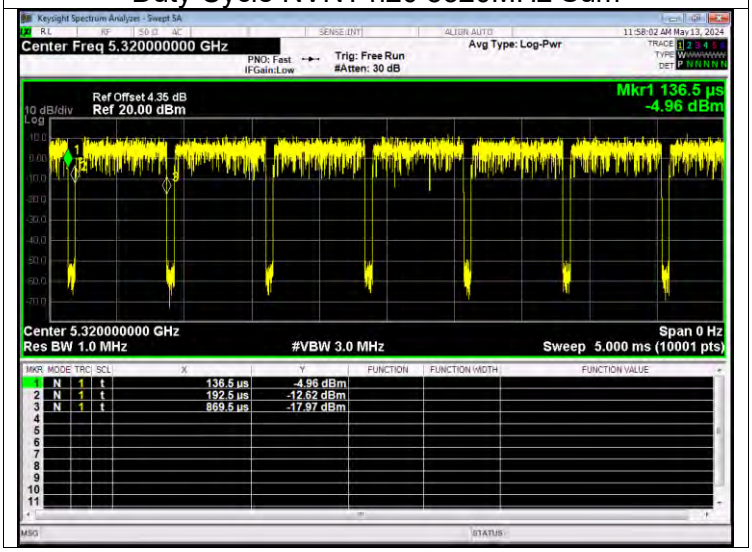

Duty Cycle NVNT n20 5500MHz Sum

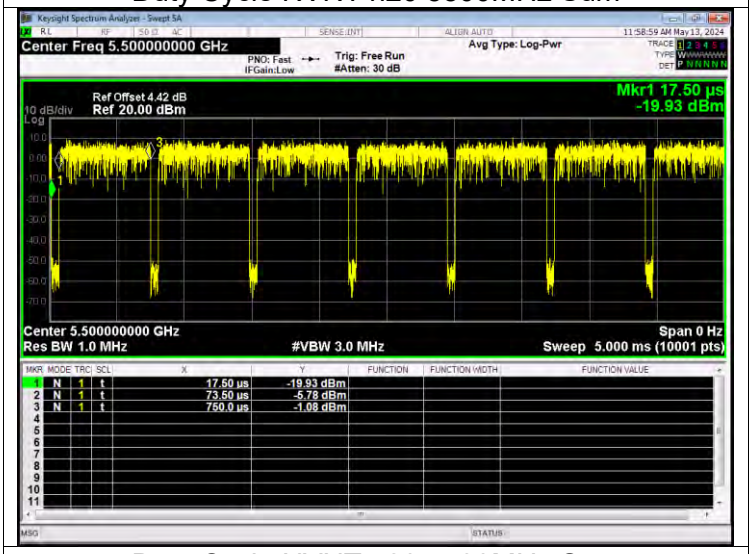

Duty Cycle NVNT n20 5580MHz Sum

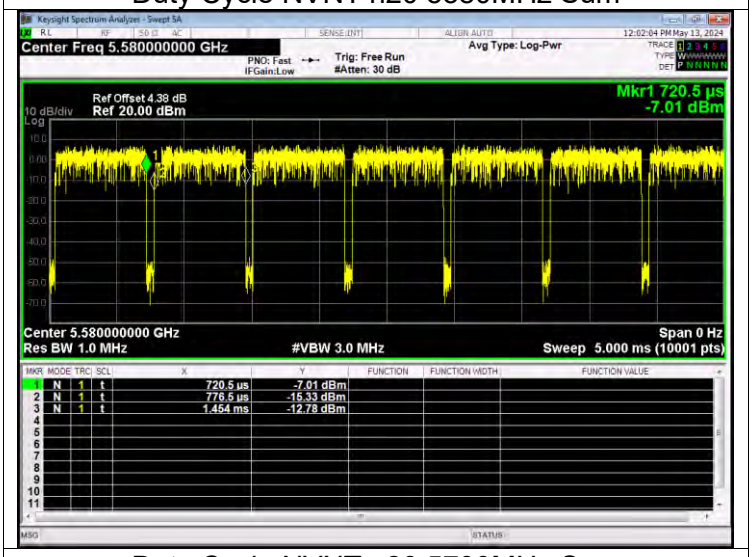

Duty Cycle NVNT n20 5700MHz Sum

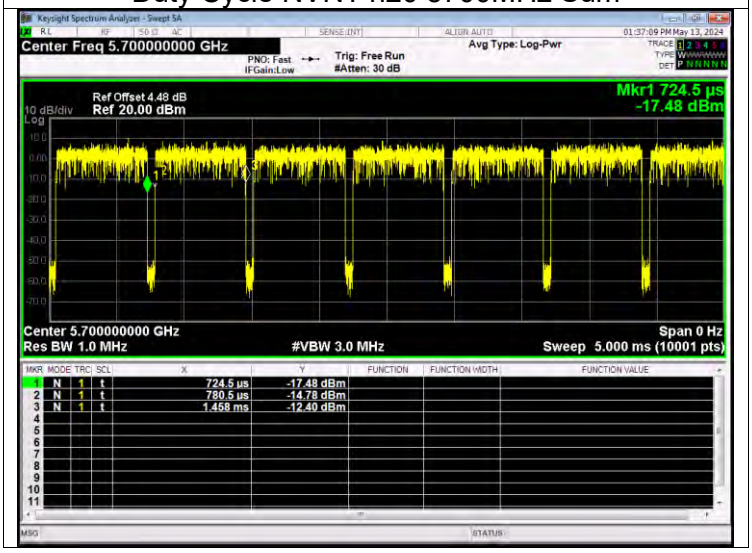

Duty Cycle NVNT n20 5745MHz Sum

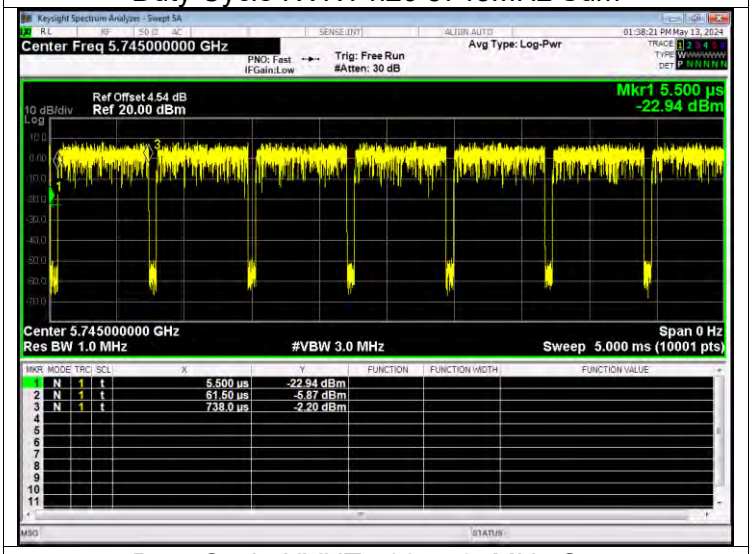

Duty Cycle NVNT n20 5785MHz Sum

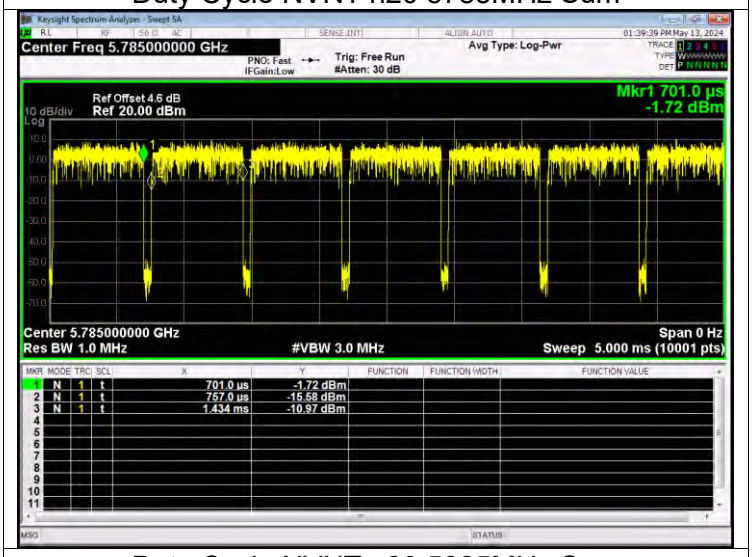

Duty Cycle NVNT n20 5825MHz Sum

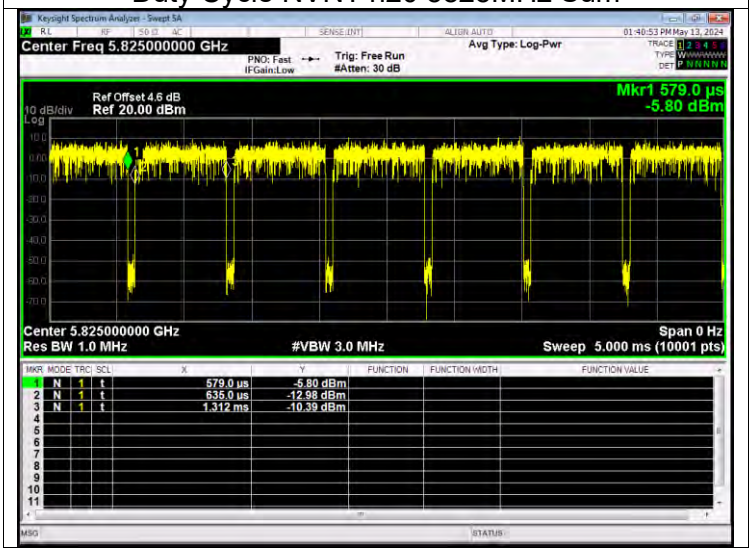

Duty Cycle NVNT n40 5190MHz Ant1

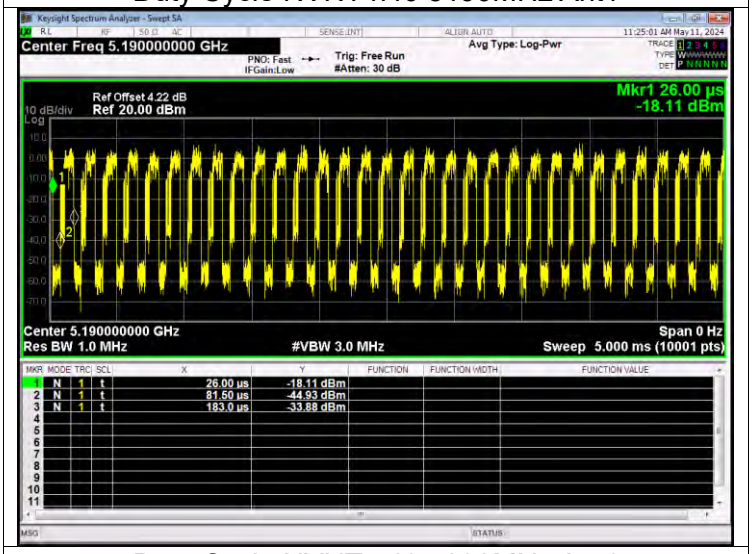

Duty Cycle NVNT n40 5230MHz Ant1

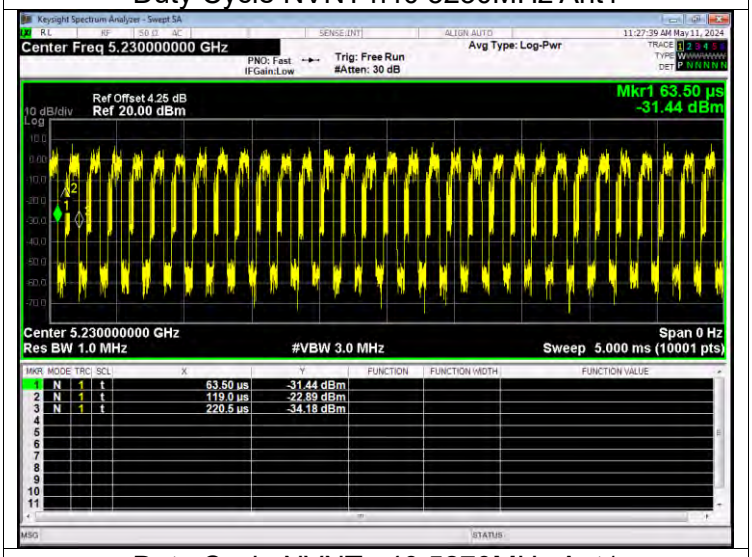

Duty Cycle NVNT n40 5270MHz Ant1

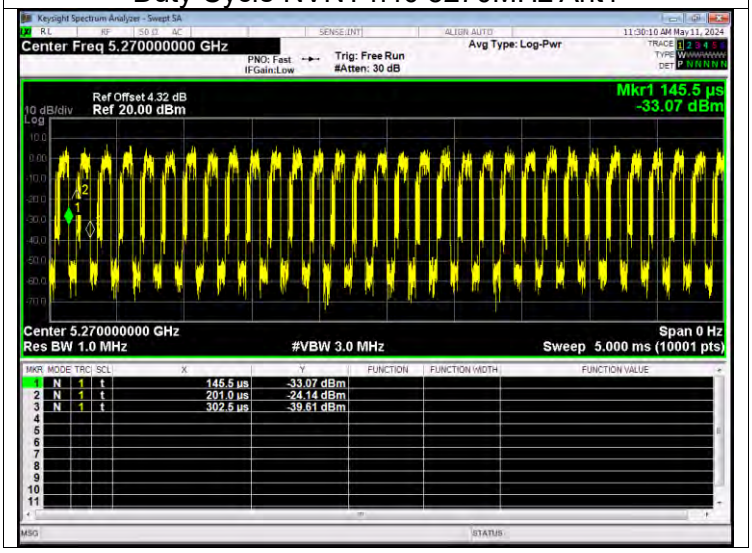

Duty Cycle NVNT n40 5310MHz Ant1

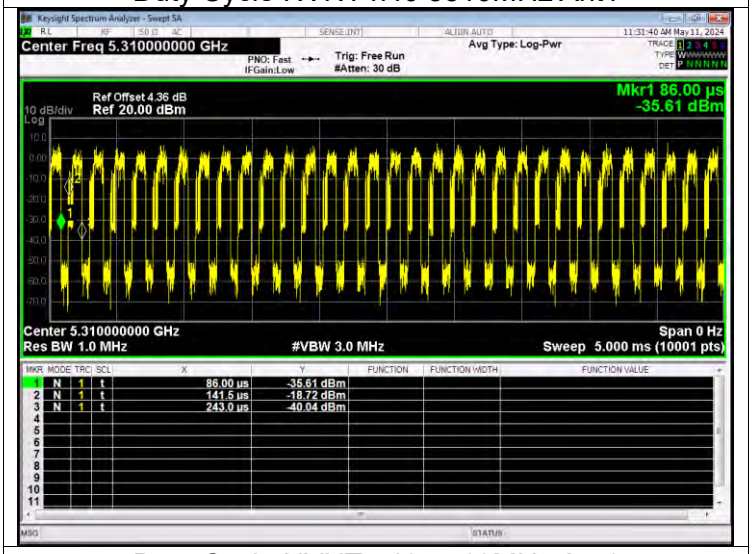

Duty Cycle NVNT n40 5510MHz Ant1

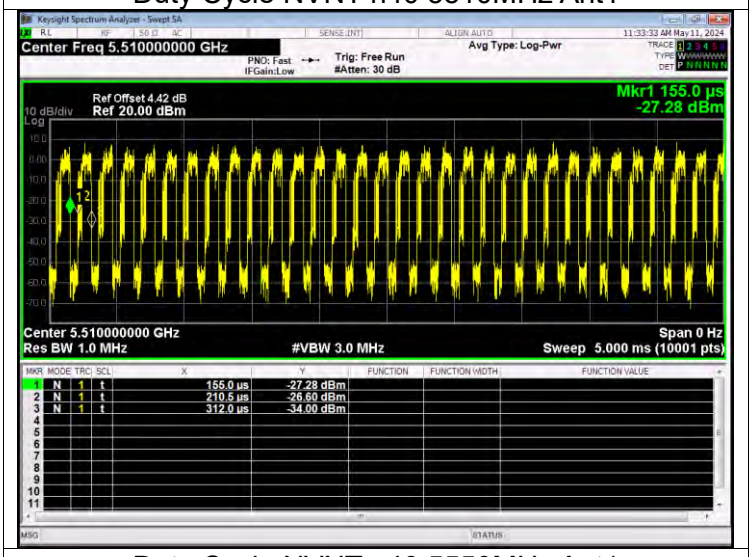

Duty Cycle NVNT n40 5550MHz Ant1

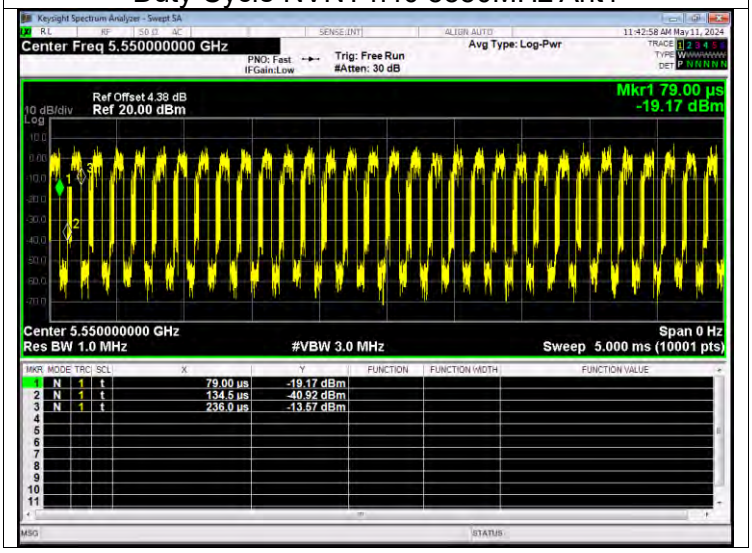

Duty Cycle NVNT n40 5670MHz Ant1

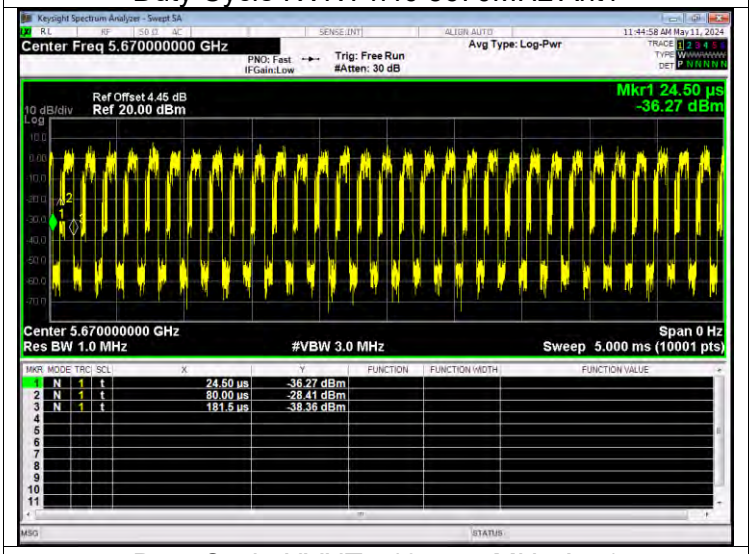

Duty Cycle NVNT n40 5755MHz Ant1

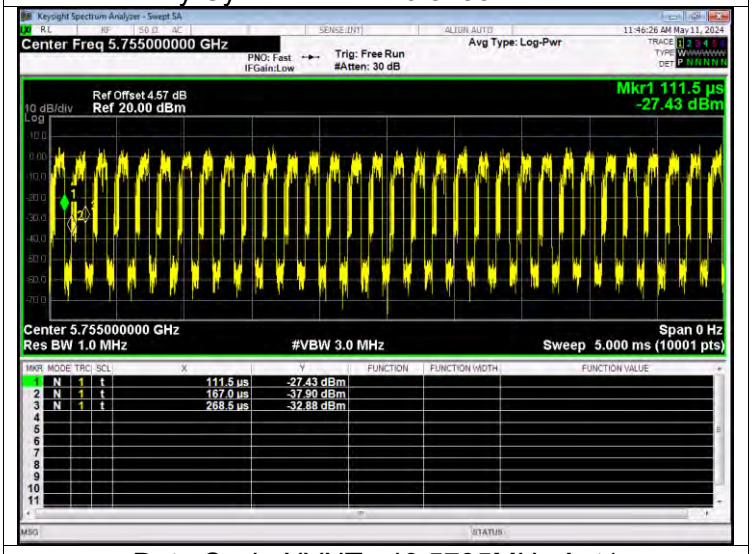

Duty Cycle NVNT n40 5795MHz Ant1

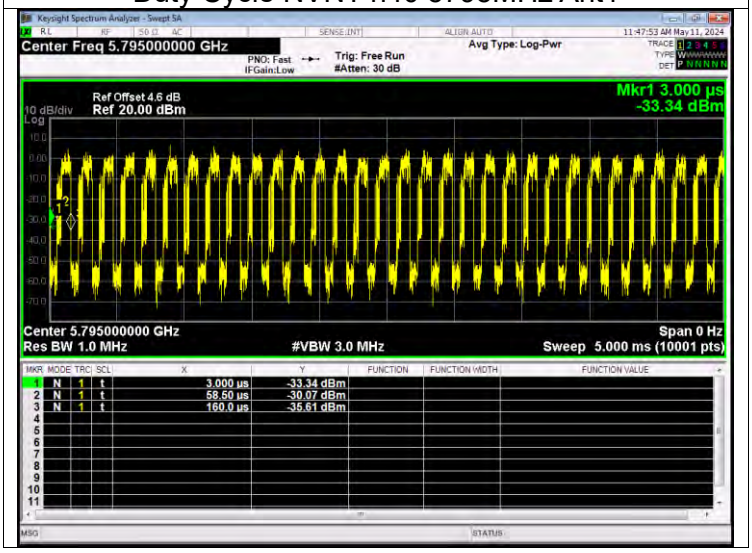

Duty Cycle NVNT n40 5190MHz Ant2

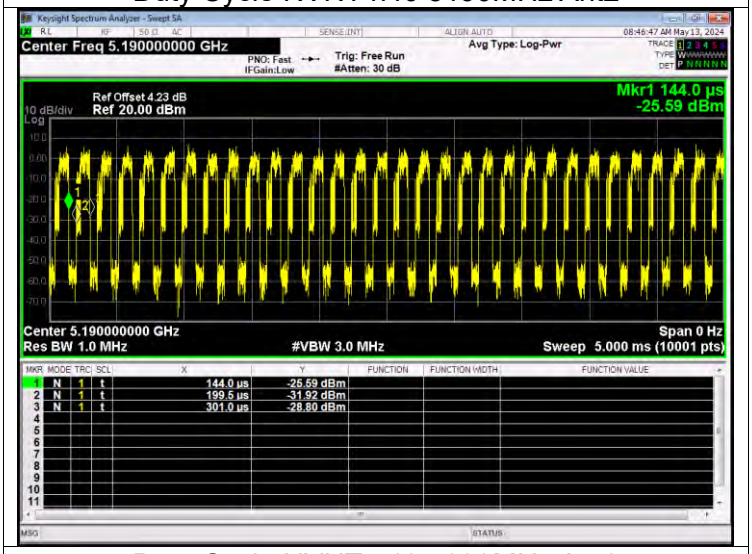

Duty Cycle NVNT n40 5230MHz Ant2

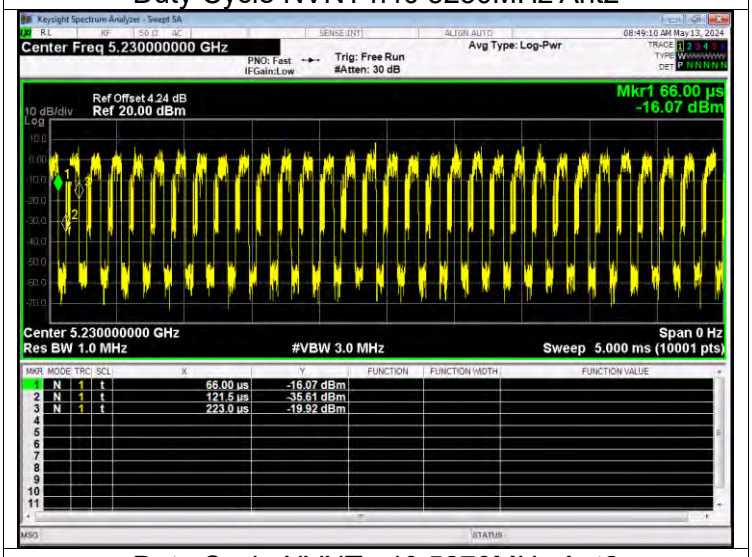

Duty Cycle NVNT n40 5270MHz Ant2

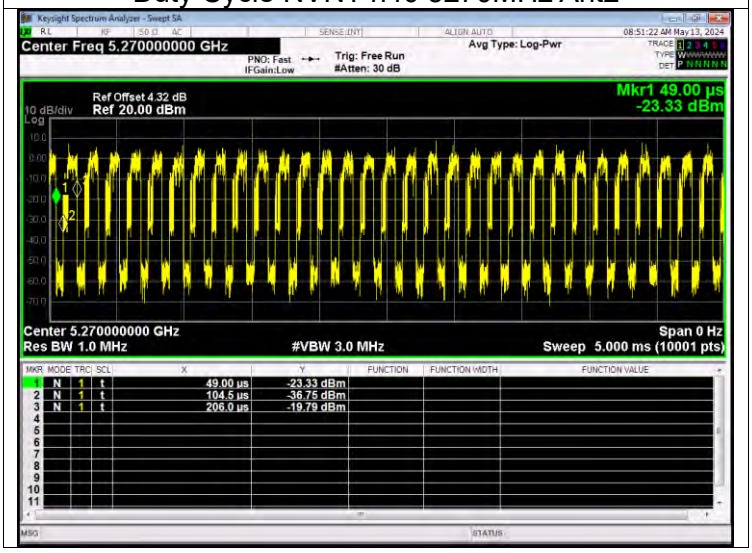

Duty Cycle NVNT n40 5310MHz Ant2

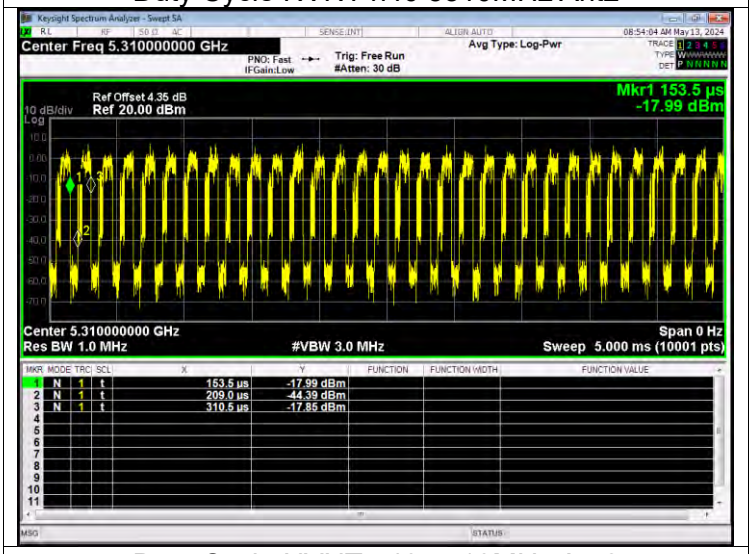

Duty Cycle NVNT n40 5510MHz Ant2

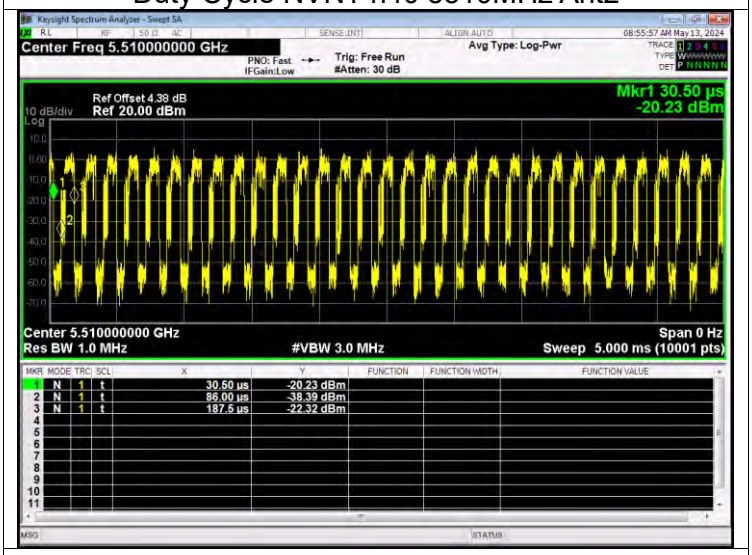

Duty Cycle NVNT n40 5550MHz Ant2

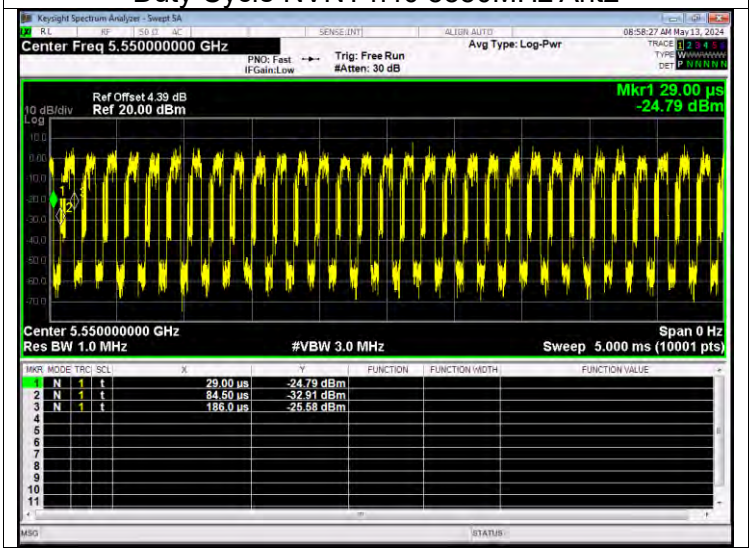

Duty Cycle NVNT n40 5670MHz Ant2

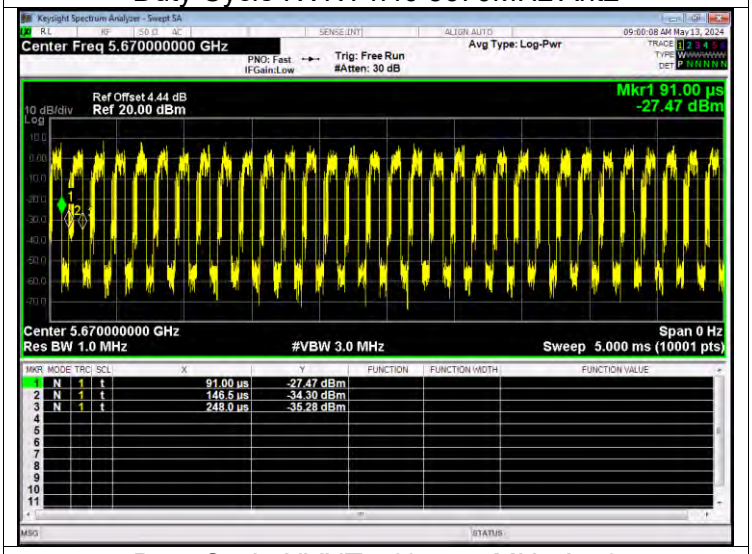

Duty Cycle NVNT n40 5755MHz Ant2

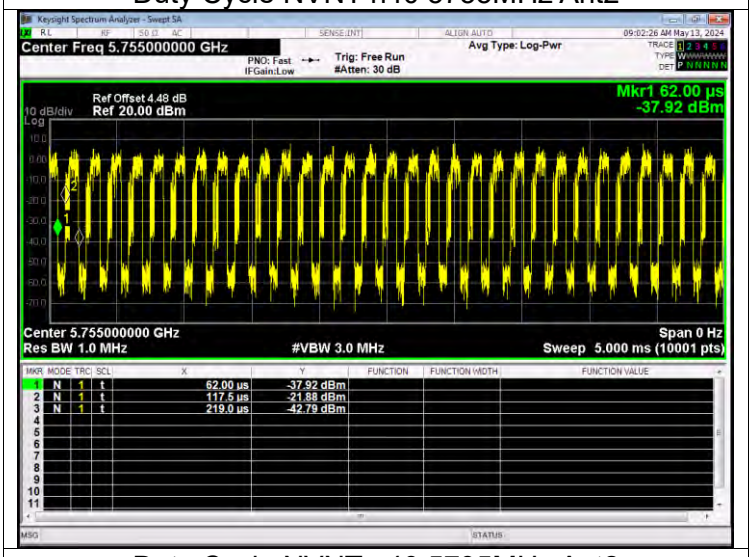

Duty Cycle NVNT n40 5795MHz Ant2

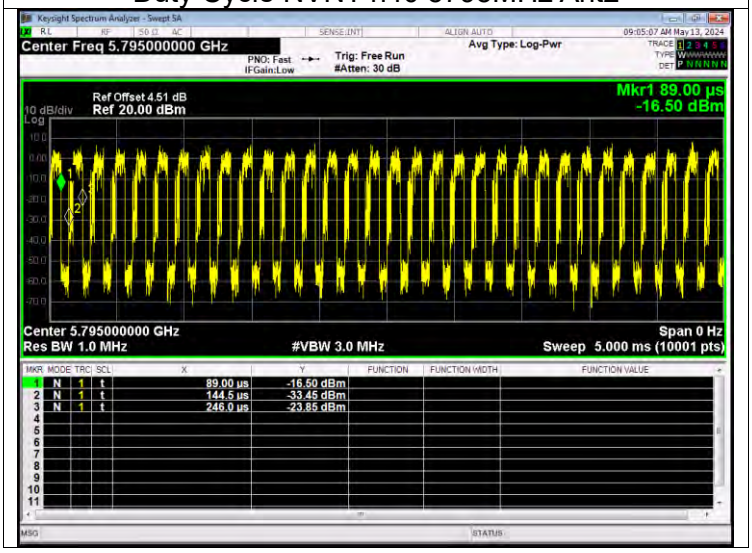

Duty Cycle NVNT n40 5190MHz Sum

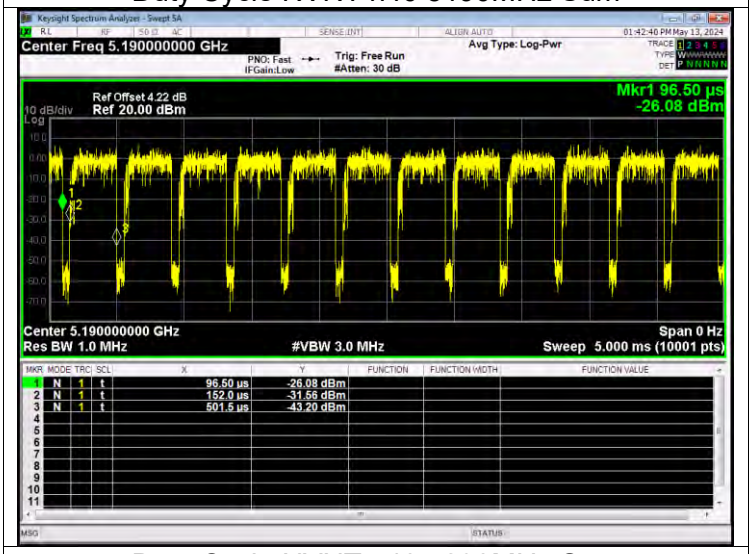

Duty Cycle NVNT n40 5230MHz Sum

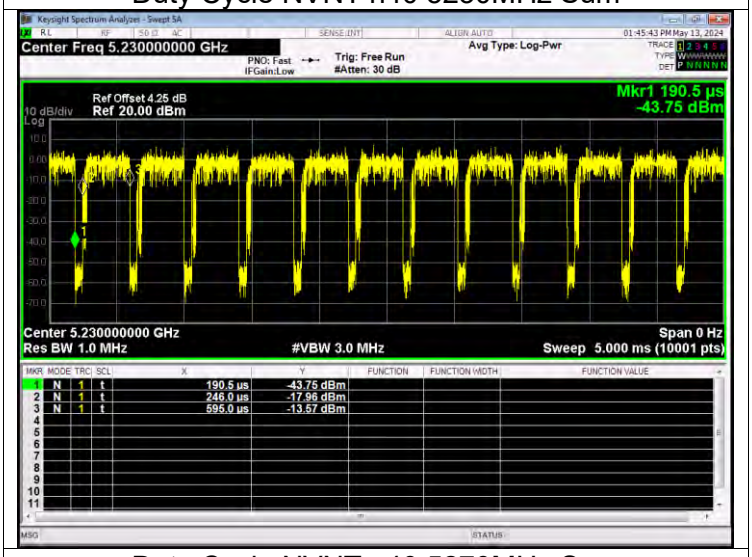

Duty Cycle NVNT n40 5270MHz Sum

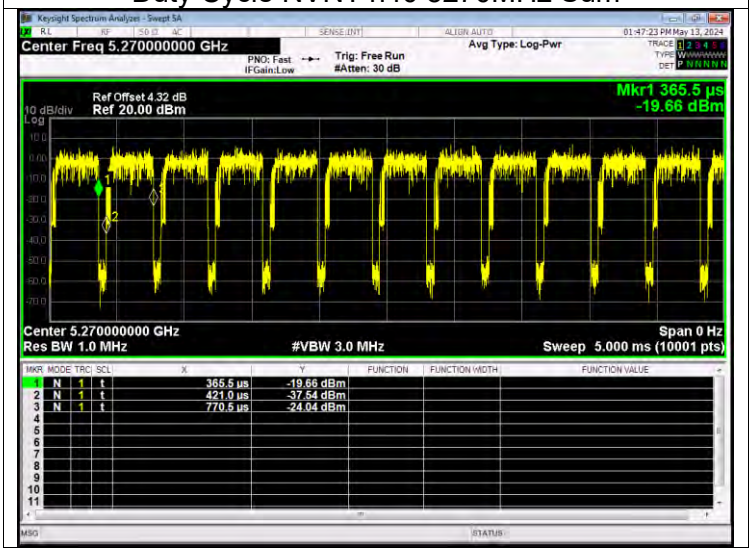

Duty Cycle NVNT n40 5310MHz Sum

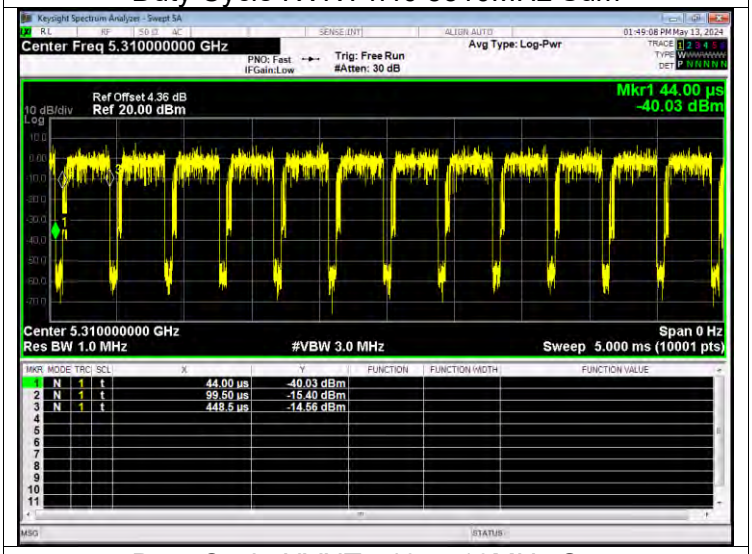

Duty Cycle NVNT n40 5510MHz Sum

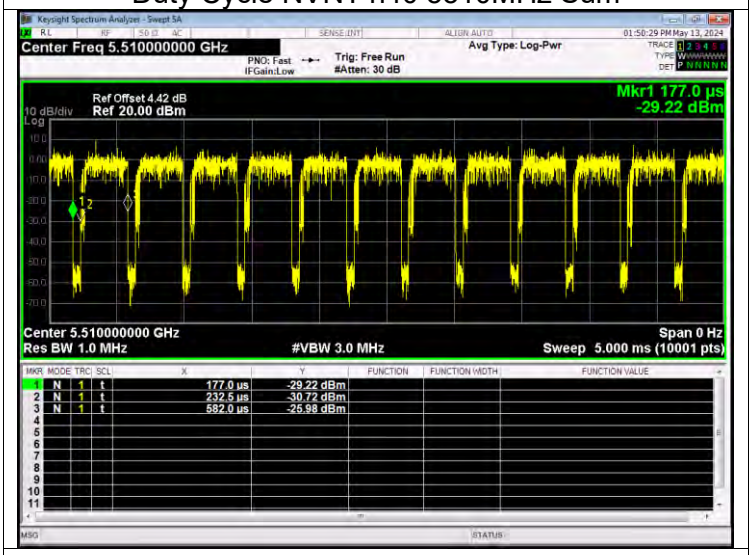

Duty Cycle NVNT n40 5550MHz Sum

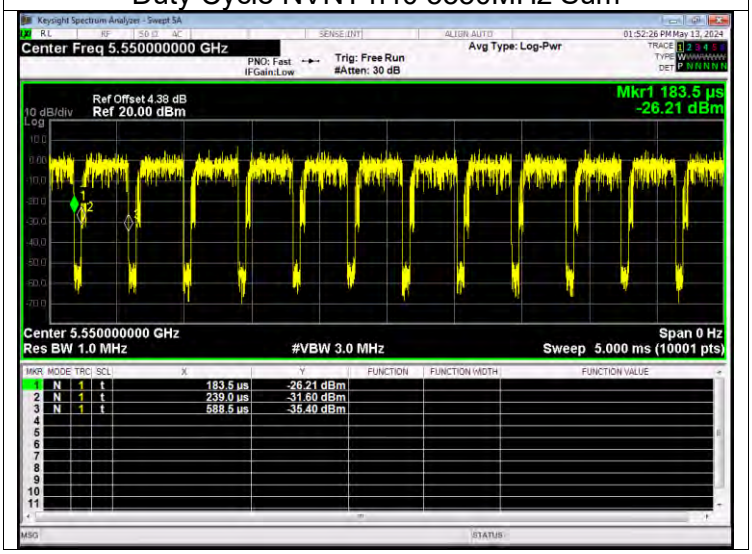

Duty Cycle NVNT n40 5670MHz Sum

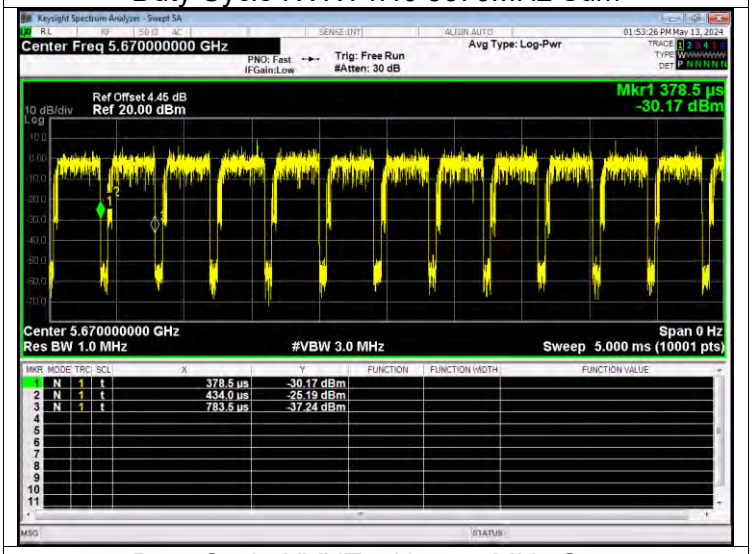

Duty Cycle NVNT n40 5755MHz Sum

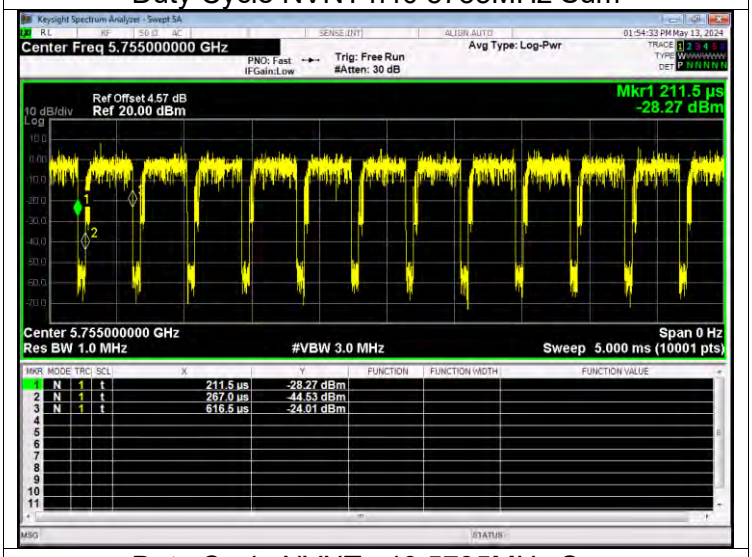

Duty Cycle NVNT n40 5795MHz Sum

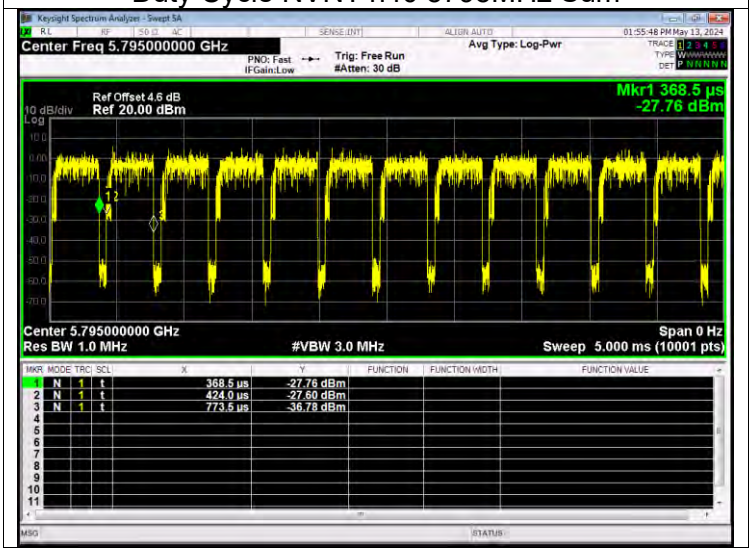

Duty Cycle NVNT ac20 5180MHz Ant1

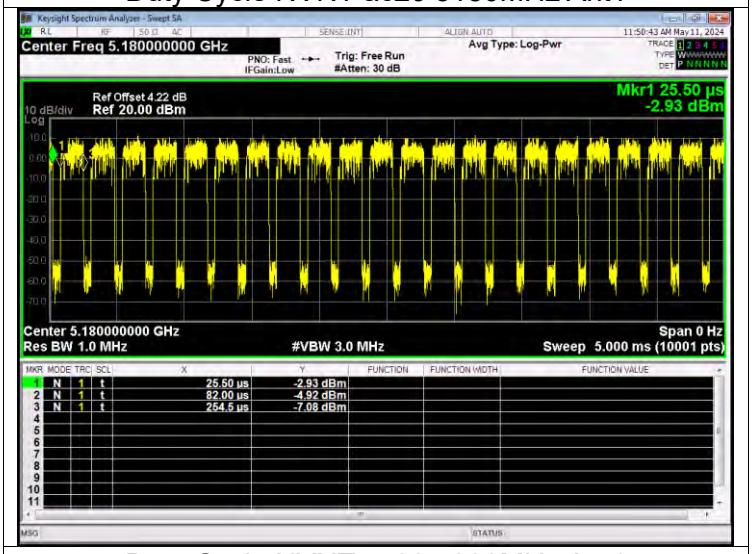

Duty Cycle NVNT ac20 5200MHz Ant1

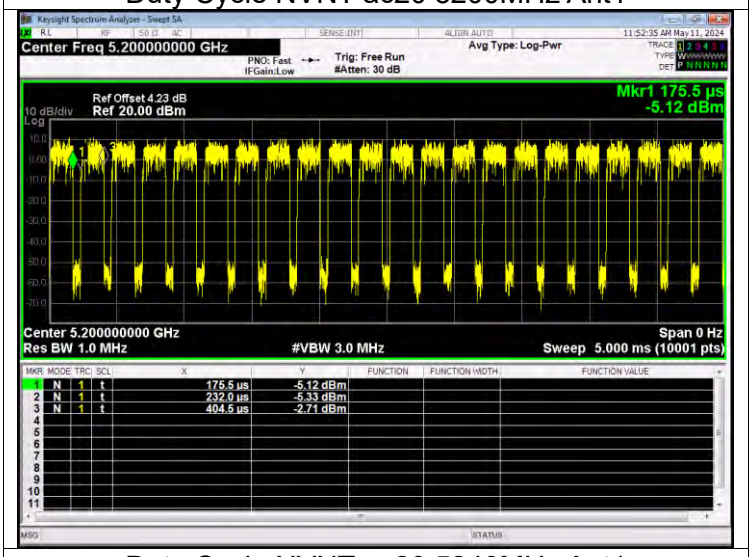

Duty Cycle NVNT ac20 5240MHz Ant1

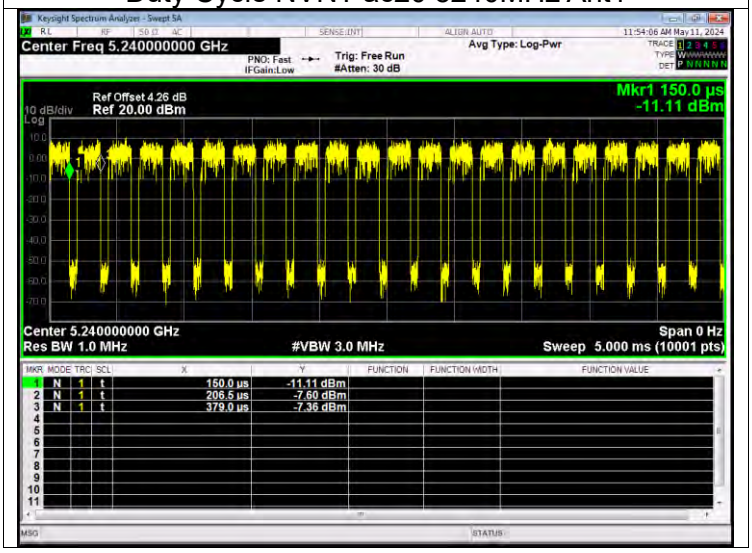

Duty Cycle NVNT ac20 5260MHz Ant1

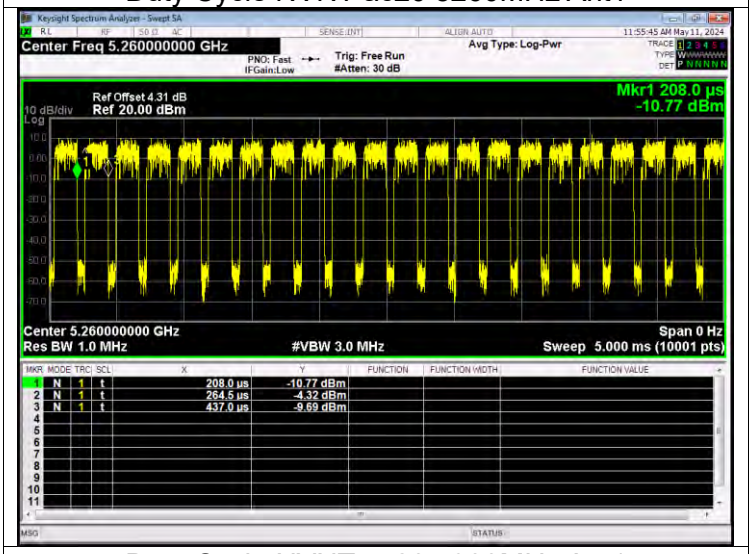

Duty Cycle NVNT ac20 5300MHz Ant1

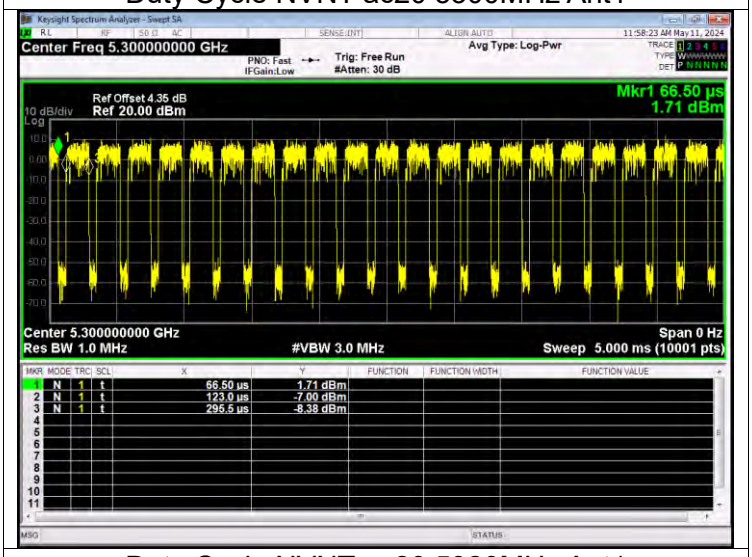

Duty Cycle NVNT ac20 5320MHz Ant1

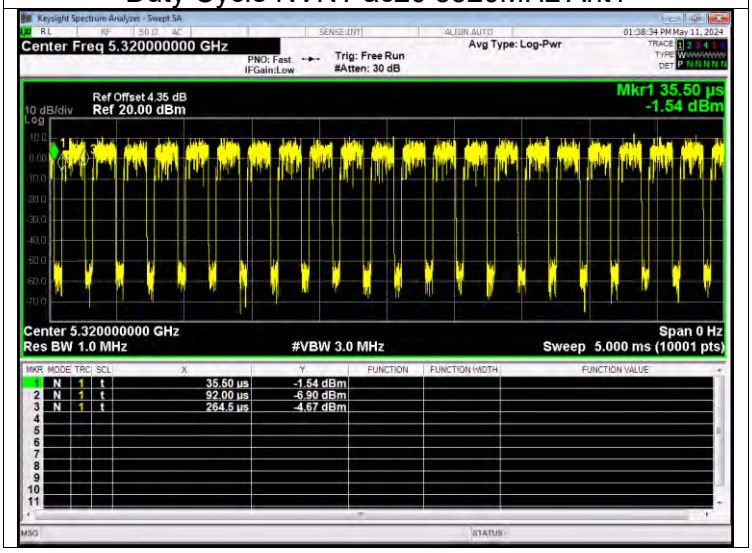

Duty Cycle NVNT ac20 5500MHz Ant1

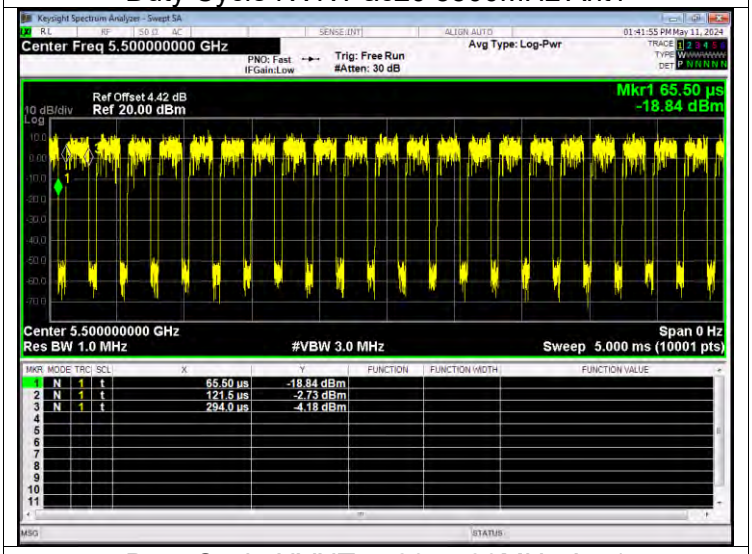

Duty Cycle NVNT ac20 5580MHz Ant1

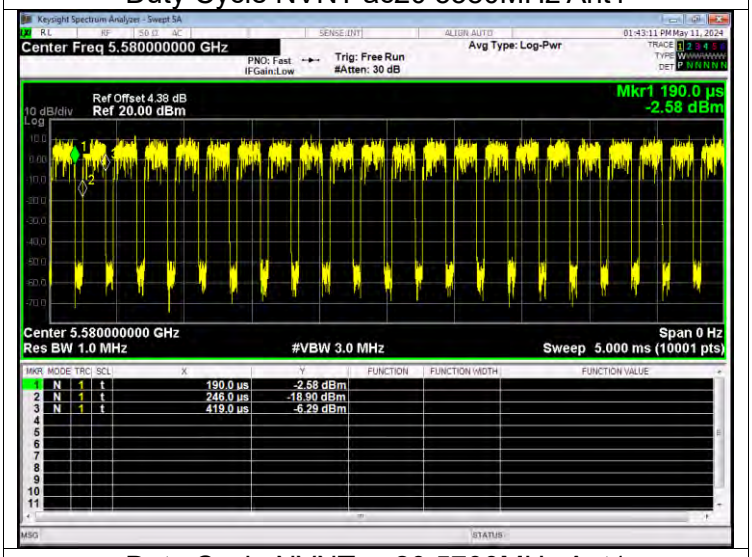

Duty Cycle NVNT ac20 5700MHz Ant1

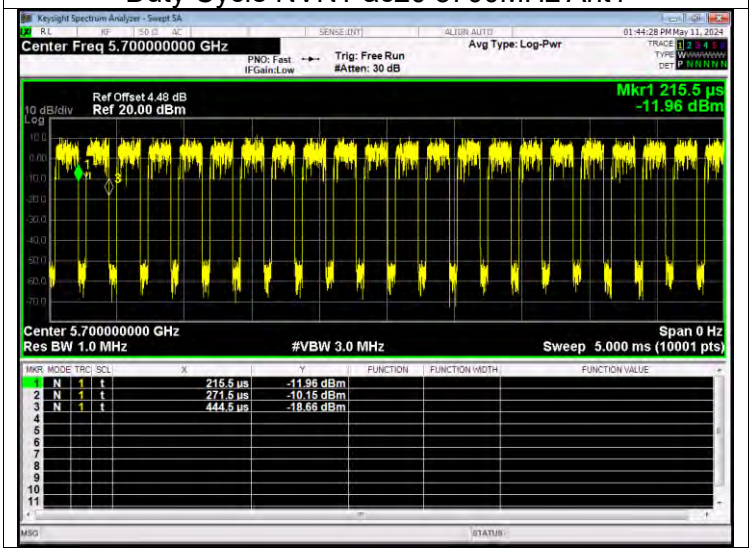

Duty Cycle NVNT ac20 5745MHz Ant1

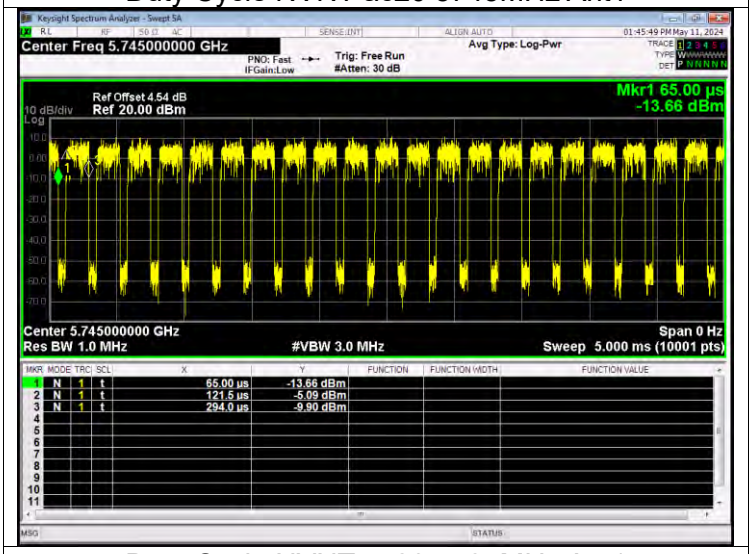

Duty Cycle NVNT ac20 5785MHz Ant1

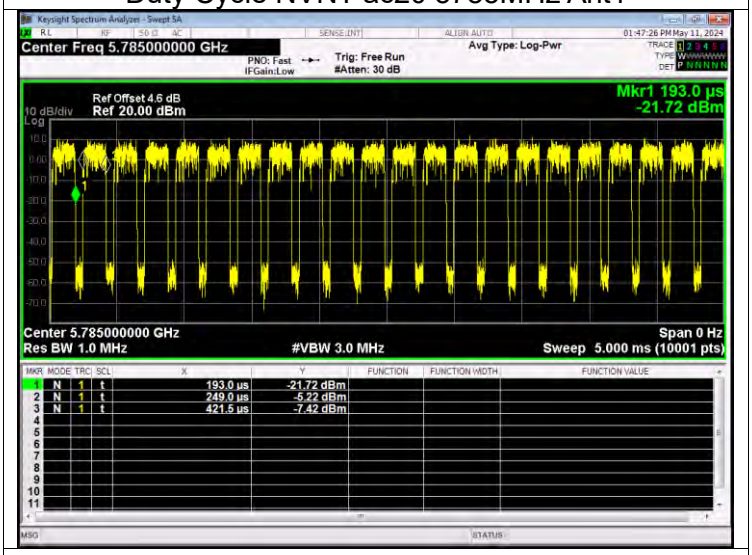

Duty Cycle NVNT ac20 5825MHz Ant1

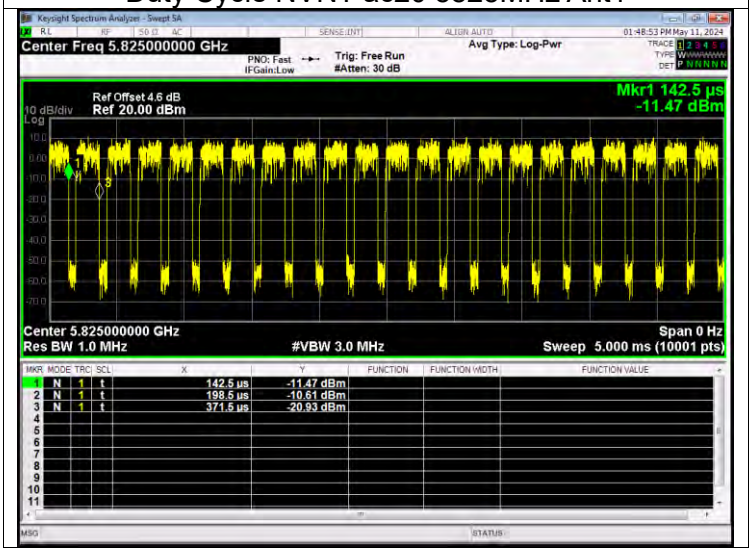

Duty Cycle NVNT ac20 5180MHz Ant2

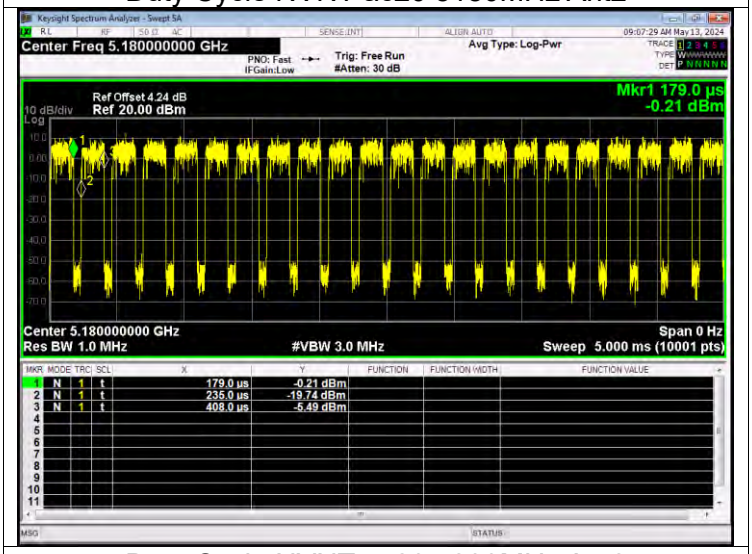

Duty Cycle NVNT ac20 5200MHz Ant2

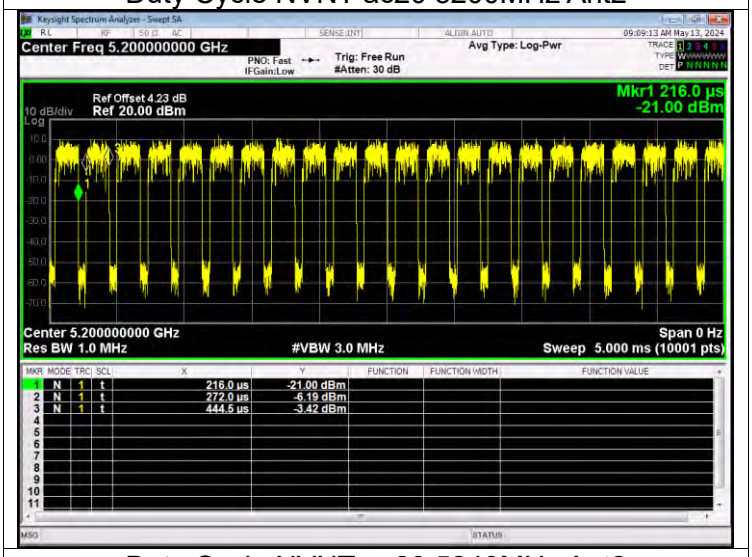

Duty Cycle NVNT ac20 5240MHz Ant2

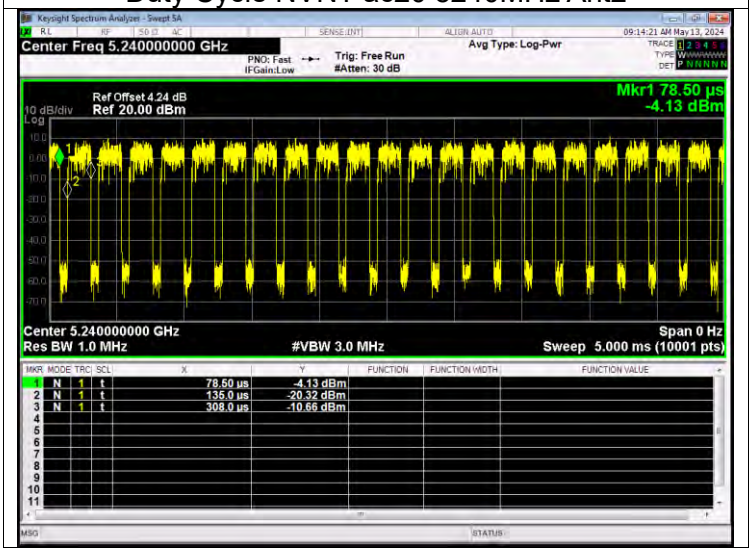

Duty Cycle NVNT ac20 5260MHz Ant2

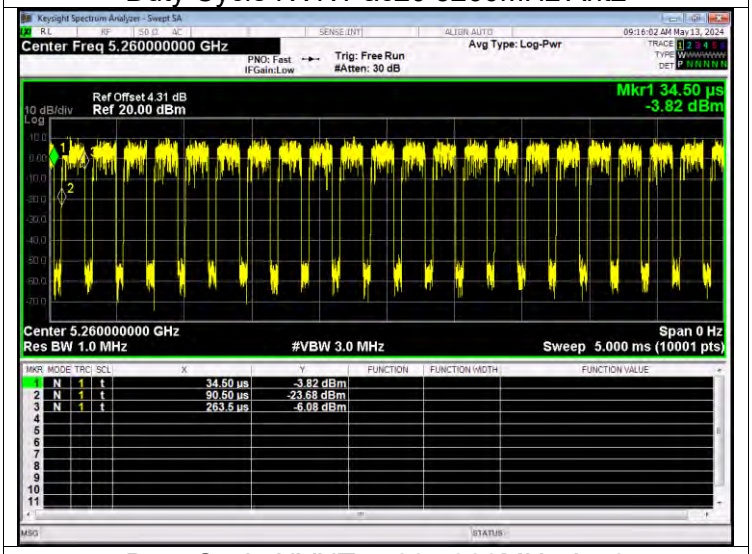

Duty Cycle NVNT ac20 5300MHz Ant2

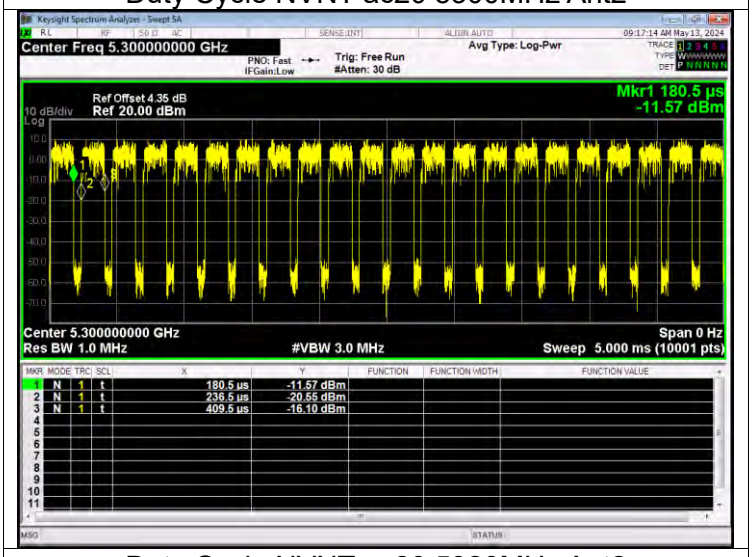

Duty Cycle NVNT ac20 5320MHz Ant2

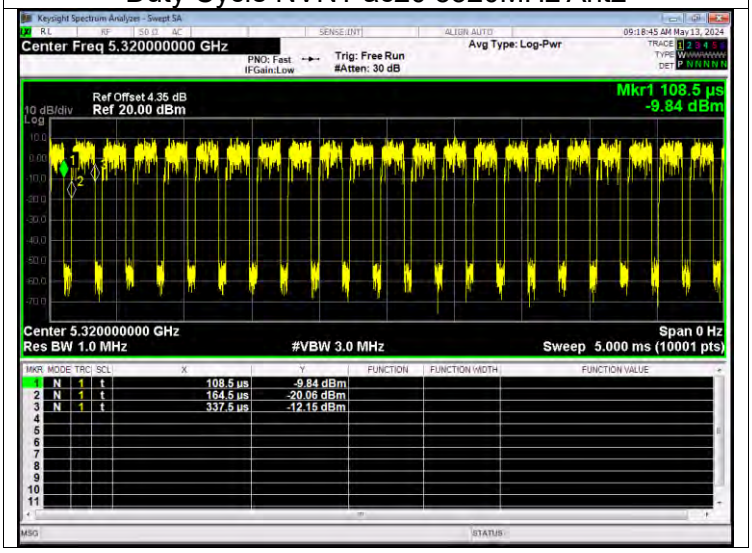

Duty Cycle NVNT ac20 5500MHz Ant2

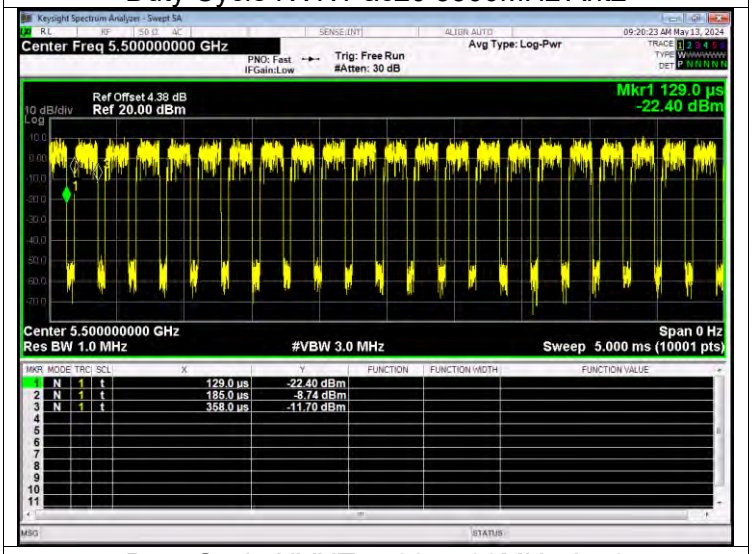

Duty Cycle NVNT ac20 5580MHz Ant2

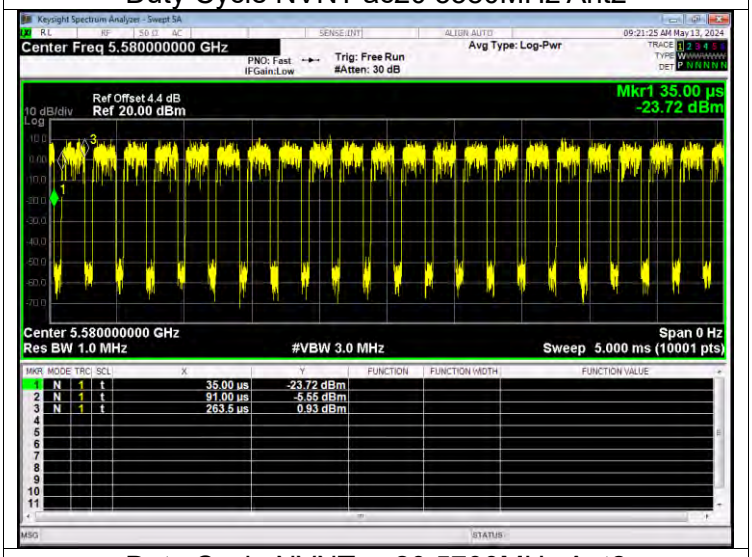

Duty Cycle NVNT ac20 5700MHz Ant2

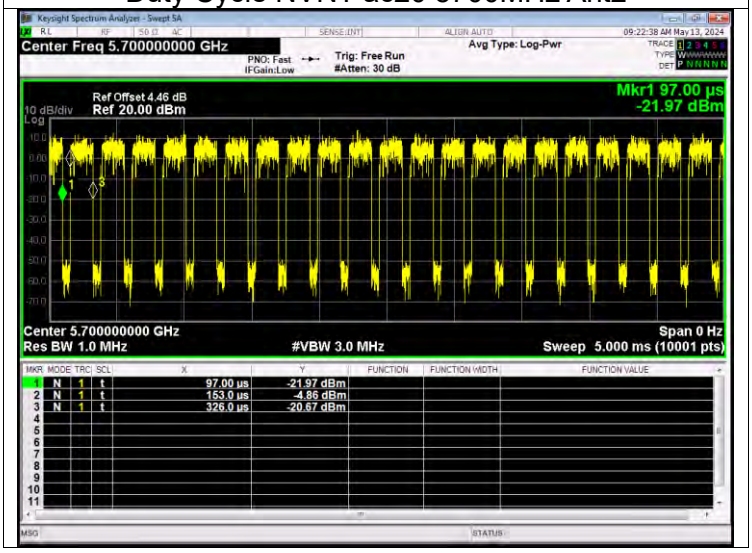

Duty Cycle NVNT ac20 5745MHz Ant2

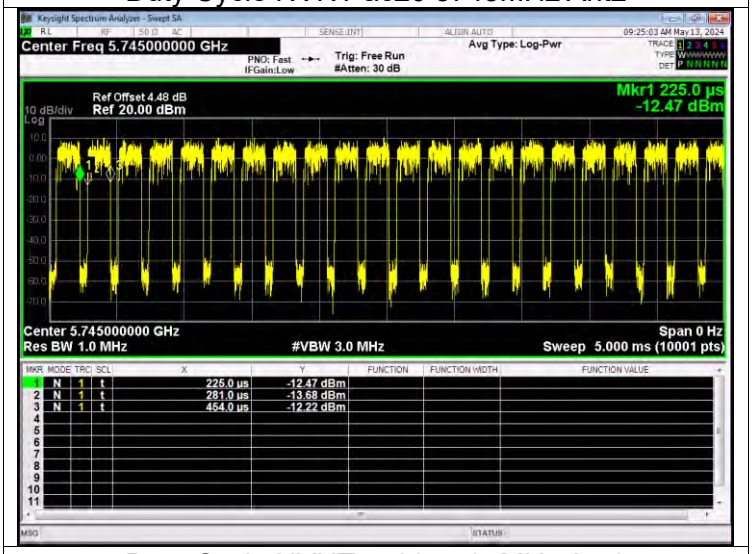

Duty Cycle NVNT ac20 5785MHz Ant2

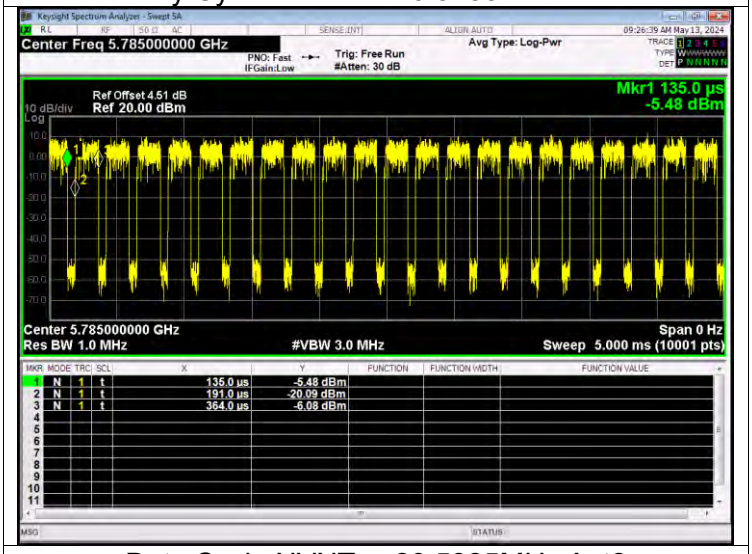

Duty Cycle NVNT ac20 5825MHz Ant2

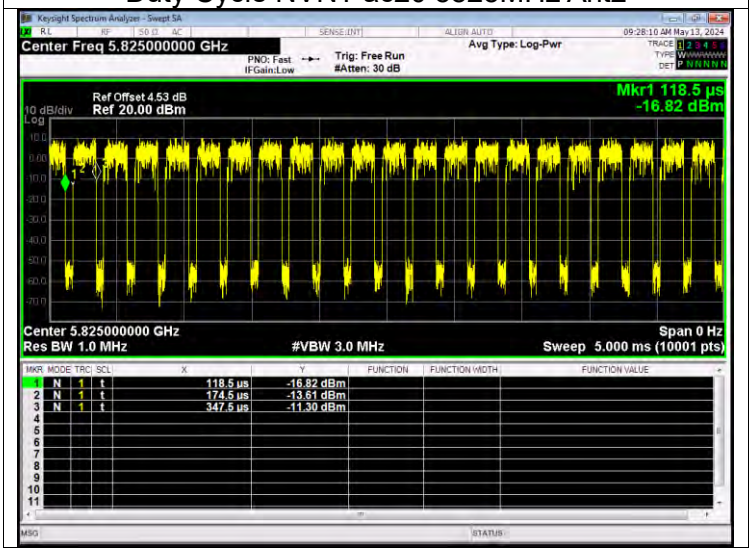

Duty Cycle NVNT ac20 5180MHz Sum

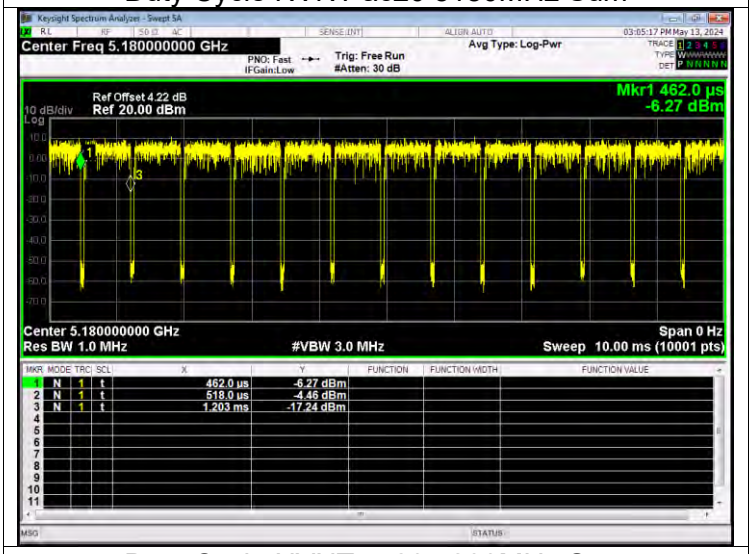

Duty Cycle NVNT ac20 5200MHz Sum

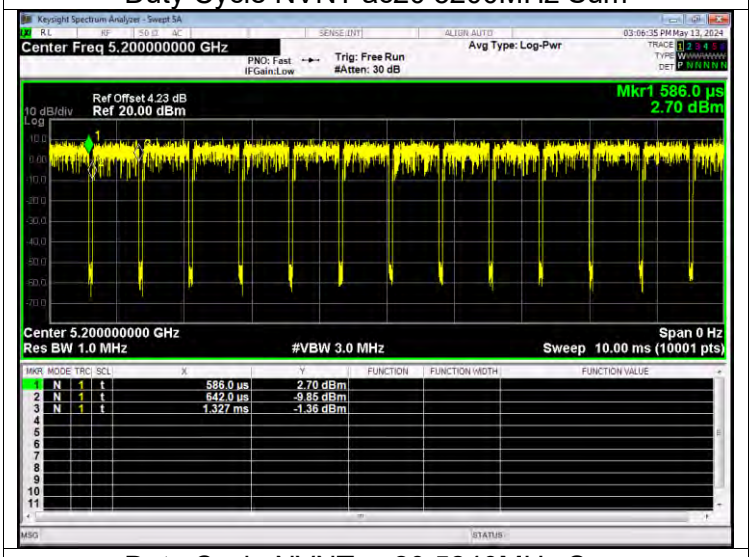

Duty Cycle NVNT ac20 5240MHz Sum

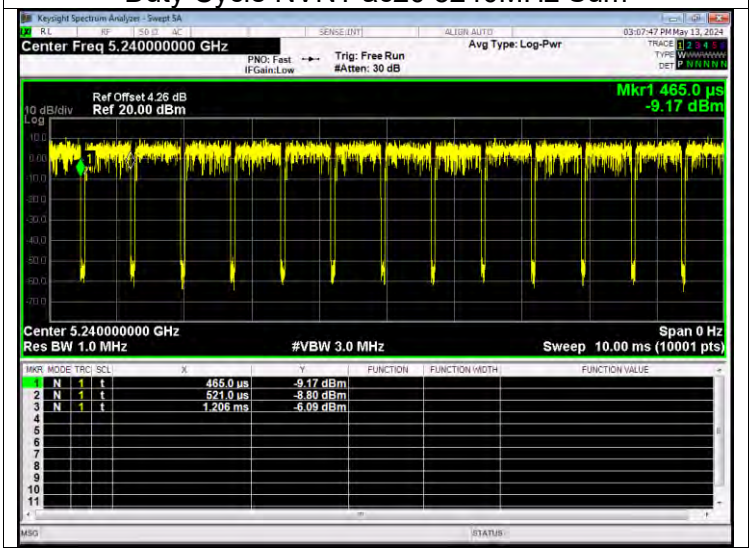

Duty Cycle NVNT ac20 5260MHz Sum

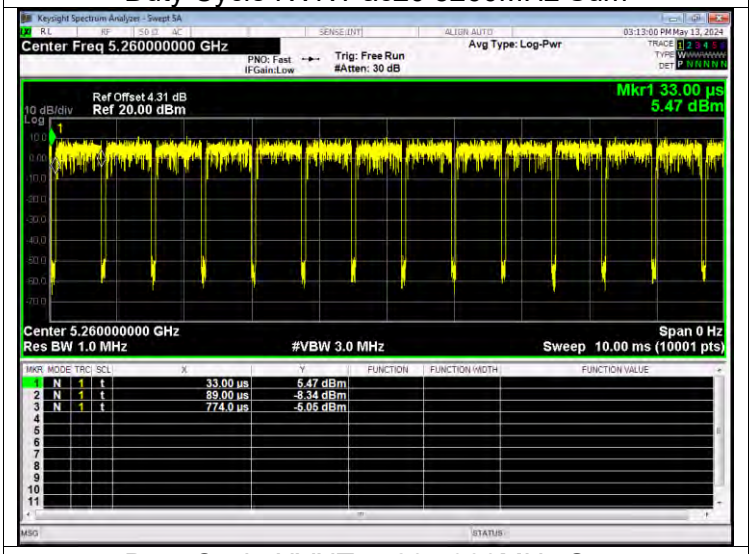

Duty Cycle NVNT ac20 5300MHz Sum

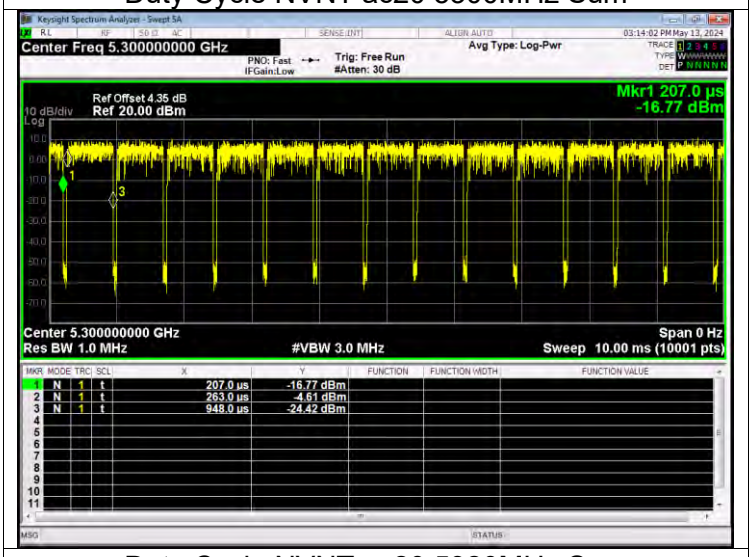

Duty Cycle NVNT ac20 5320MHz Sum

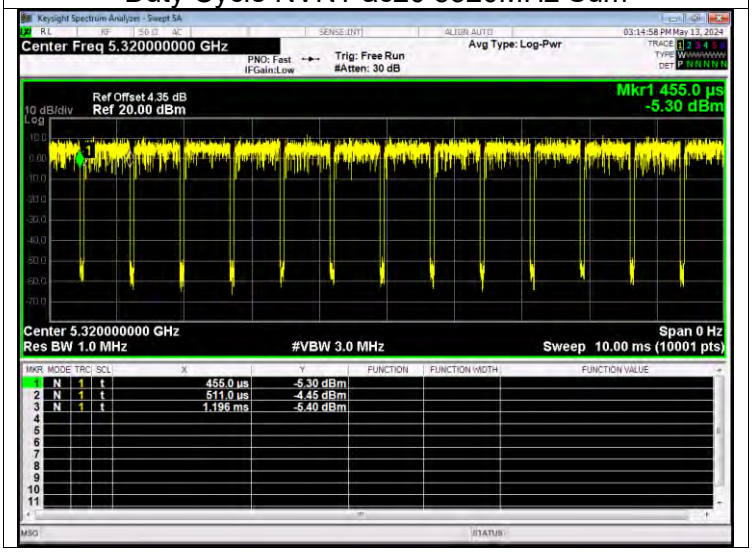

Duty Cycle NVNT ac20 5500MHz Sum

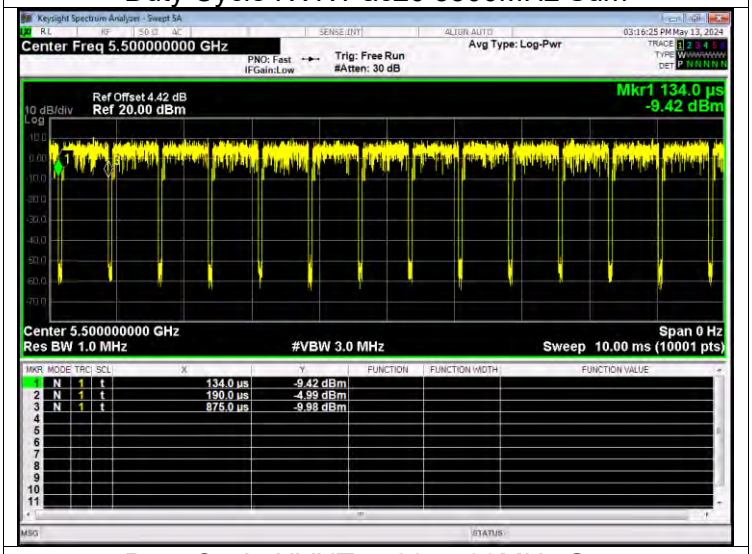

Duty Cycle NVNT ac20 5580MHz Sum

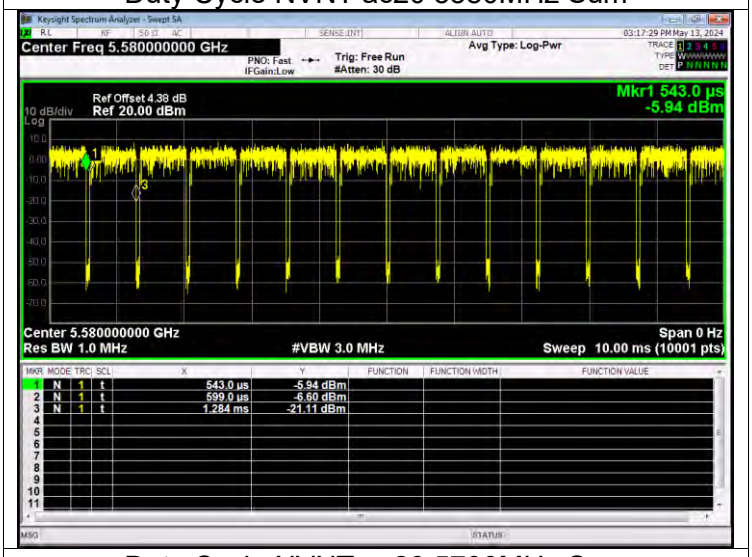

Duty Cycle NVNT ac20 5700MHz Sum

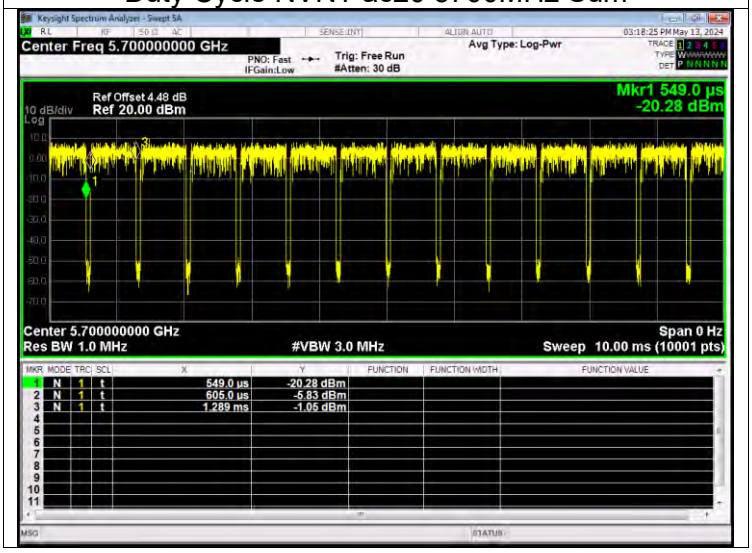

Duty Cycle NVNT ac20 5745MHz Sum

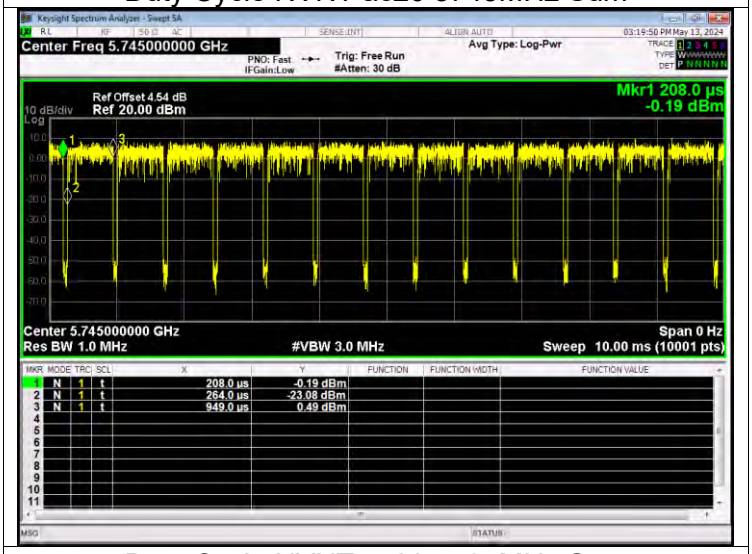

Duty Cycle NVNT ac20 5785MHz Sum

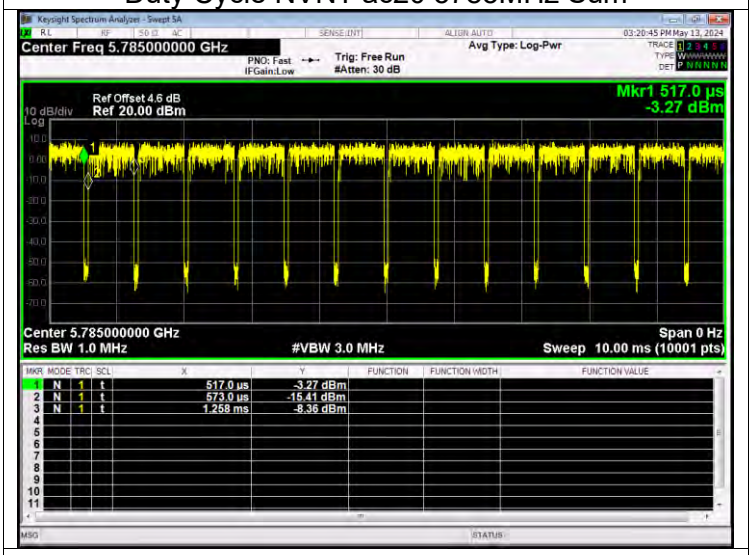
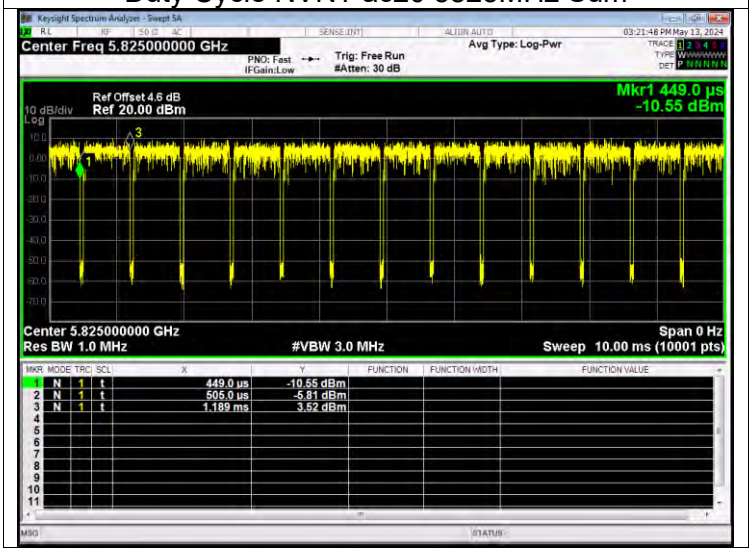
Duty Cycle NVNT ac20 5825MHz Sum