Appendix Test Data for WLAN(2.4G) (Conducted Measurement)

Product Name: Projector

Trade Mark: N/A

Test Model: T11-Dpro

FCC ID: 2BF78T11-DPRO

Environmental Conditions

Temperature:	23.8℃
Relative Humidity:	58%
ATM Pressure:	100.0 kPa
Test Engineer:	Allen Lai
Supervised by:	Hugo Chen
NOTE	N/A

Appendix A: DTS Bandwidth

Test Result

TestMode	Antenna	Frequency[MHz]	DTS BW [MHz]	FL[MHz]	FH[MHz]	Limit[MHz]	Verdict
11B	Ant1	2412	10.040	2406.960	2417.000	0.5	PASS
11B	Ant1	2437	10.080	2431.960	2442.040	0.5	PASS
11B	Ant1	2462	10.080	2456.960	2467.040	0.5	PASS
11G	Ant1	2412	15.880	2404.240	2420.120	0.5	PASS
11G	Ant1	2437	16.000	2428.880	2444.880	0.5	PASS
11G	Ant1	2462	15.680	2454.080	2469.760	0.5	PASS
11N20SISO	Ant1	2412	15.160	2405.360	2420.520	0.5	PASS
11N20SISO	Ant1	2437	16.800	2428.600	2445.400	0.5	PASS
11N20SISO	Ant1	2462	17.040	2453.480	2470.520	0.5	PASS
11N40SISO	Ant1	2422	35.120	2404.400	2439.520	0.5	PASS
11N40SISO	Ant1	2437	35.120	2419.400	2454.520	0.5	PASS
11N40SISO	Ant1	2452	35.120	2434.480	2469.600	0.5	PASS

Test Graphs

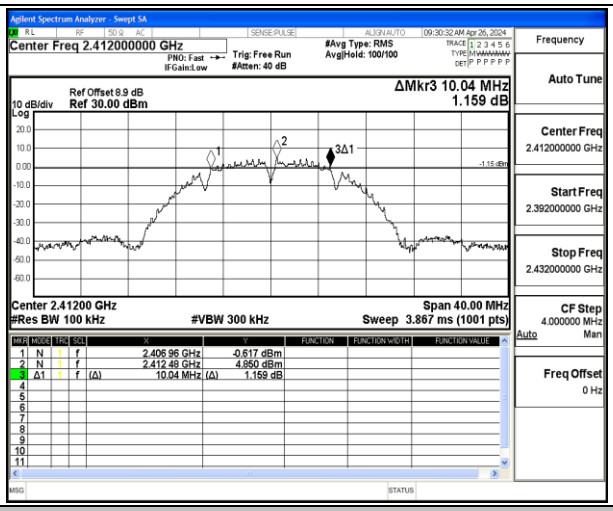

11B-Ant1-2412-PASS

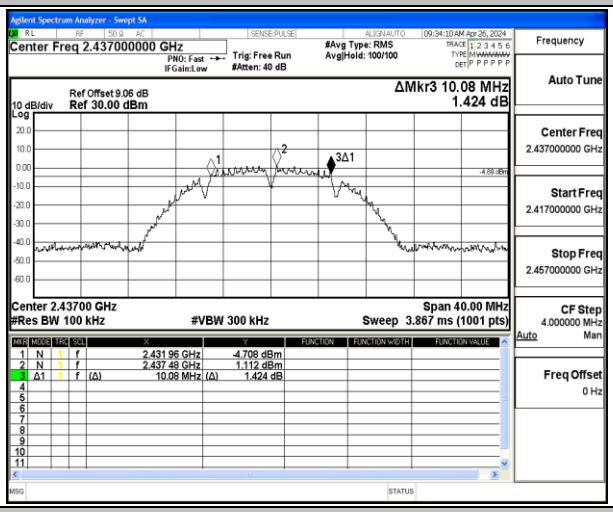

11B-Ant1-2437-PASS

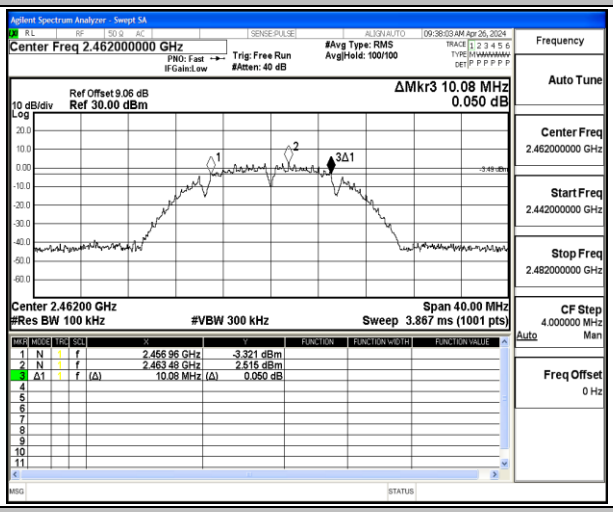

11B-Ant1-2462-PASS

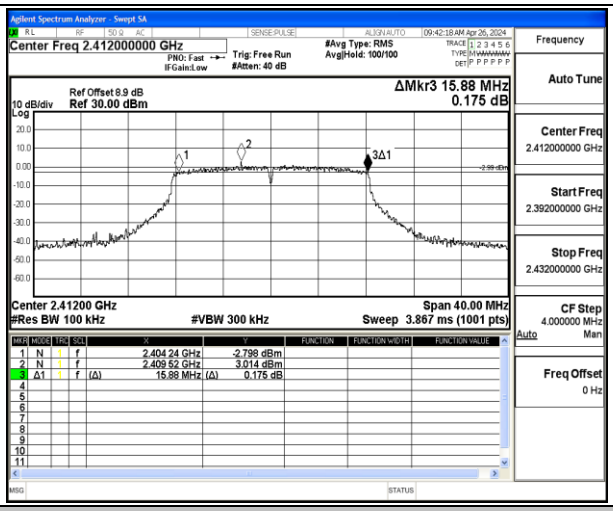

11G-Ant1-2412-PASS

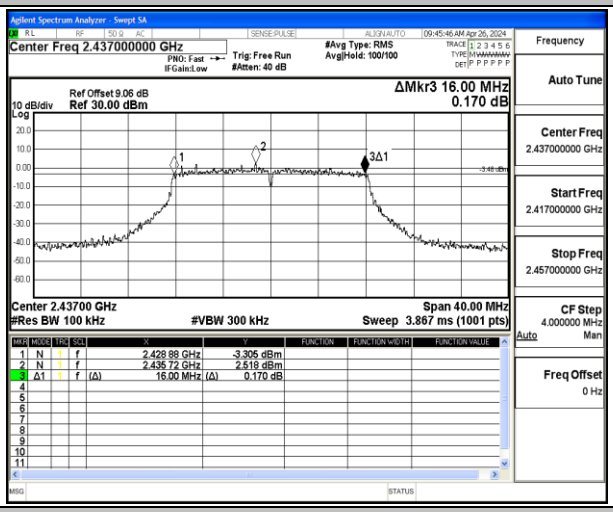

11G-Ant1-2437-PASS

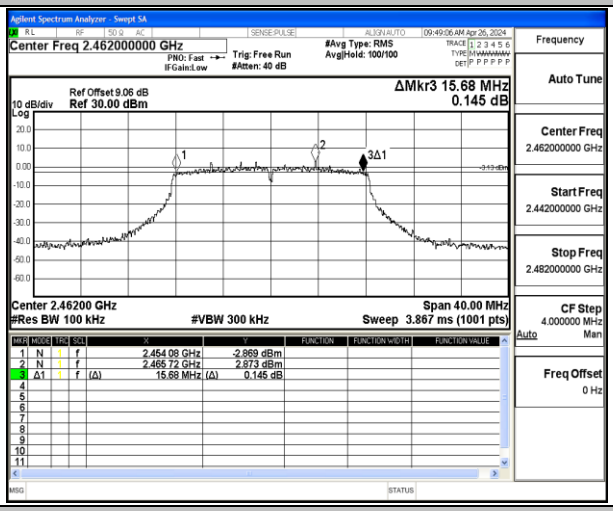

11G-Ant1-2462-PASS

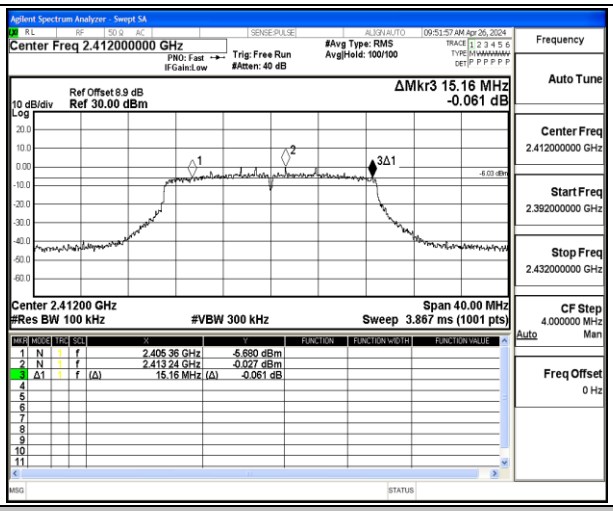

11N20SISO-Ant1-2412-PASS

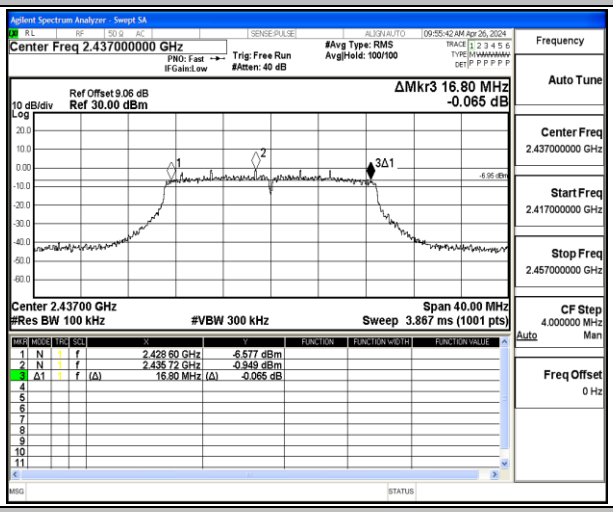

11N20SISO-Ant1-2437-PASS

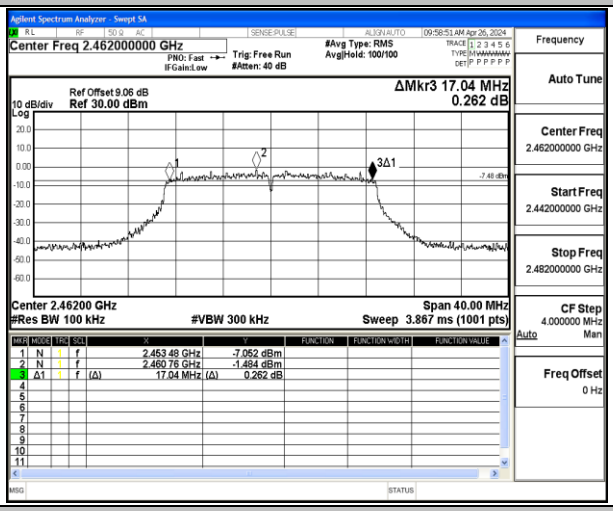

11N20SISO-Ant1-2462-PASS

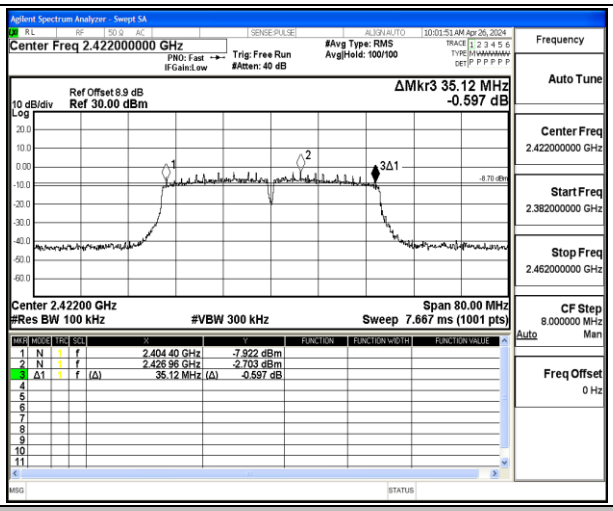

11N40SISO-Ant1-2422-PASS

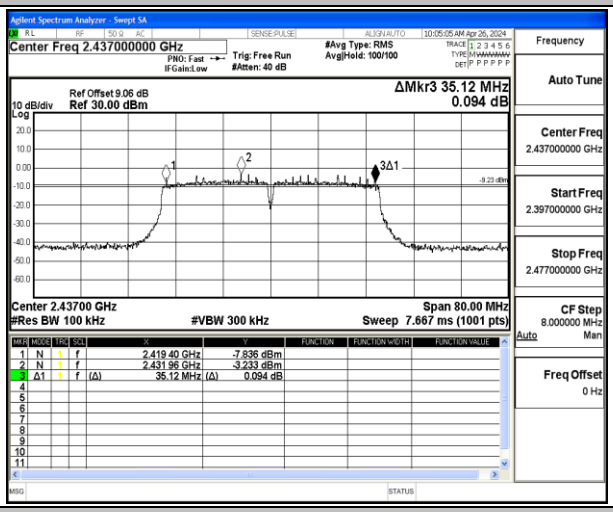

11N40SISO-Ant1-2437-PASS

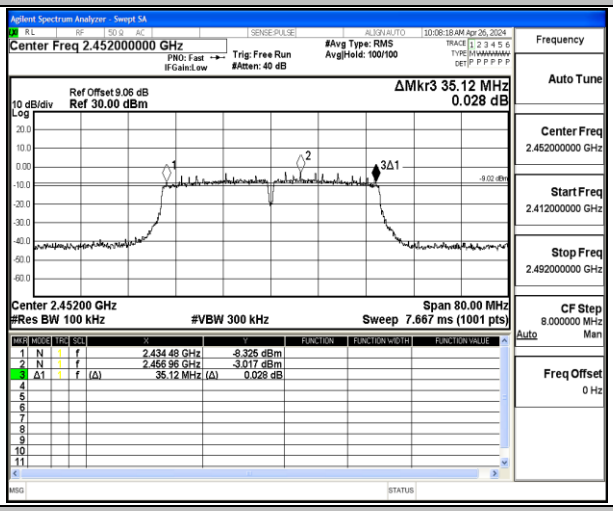

11N40SISO-Ant1-2452-PASS

Appendix B: Occupied Channel Bandwidth

Test Result

TestMode	Antenna	Channel Frequency[MHz]	OCB [MHz]	FL[MHz]	FH[MHz]	Limit[MHz]	Verdict
11B	Ant1	2412	14.772	2404.6923	2419.4643	---	---
11B	Ant1	2437	14.836	2429.5469	2444.3829	---	---
11B	Ant1	2462	14.711	2454.6701	2469.3811	---	---
11G	Ant1	2412	16.736	2403.6696	2420.4056	---	---
11G	Ant1	2437	16.766	2428.5918	2445.3578	---	---
11G	Ant1	2462	16.686	2453.6864	2470.3724	---	---
11N20SISO	Ant1	2412	17.843	2403.1487	2420.9917	---	---
11N20SISO	Ant1	2437	17.833	2428.1080	2445.9410	---	---
11N20SISO	Ant1	2462	17.757	2453.1423	2470.8993	---	---
11N40SISO	Ant1	2422	36.132	2404.0111	2440.1431	---	---
11N40SISO	Ant1	2437	36.310	2418.9050	2455.2150	---	---
11N40SISO	Ant1	2452	36.234	2433.9976	2470.2316	---	---

Test Graphs

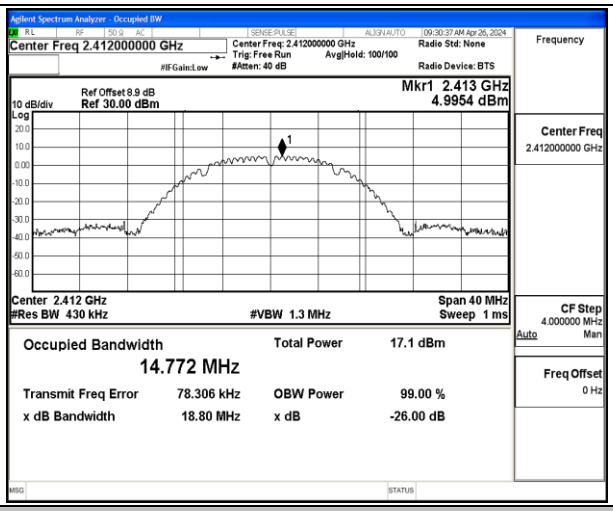

11B-Ant1-2412

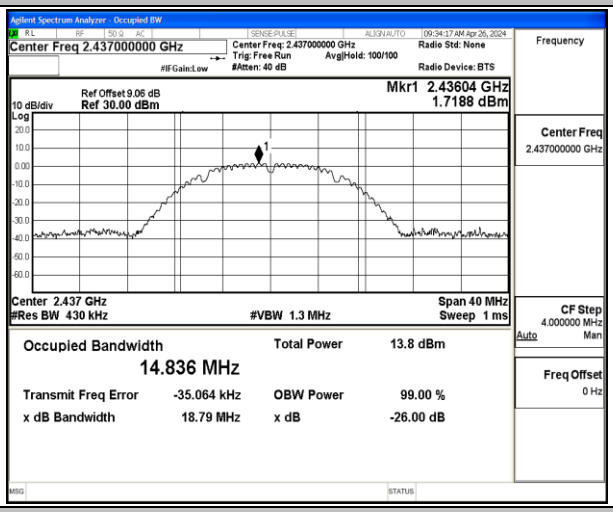

11B-Ant1-2437

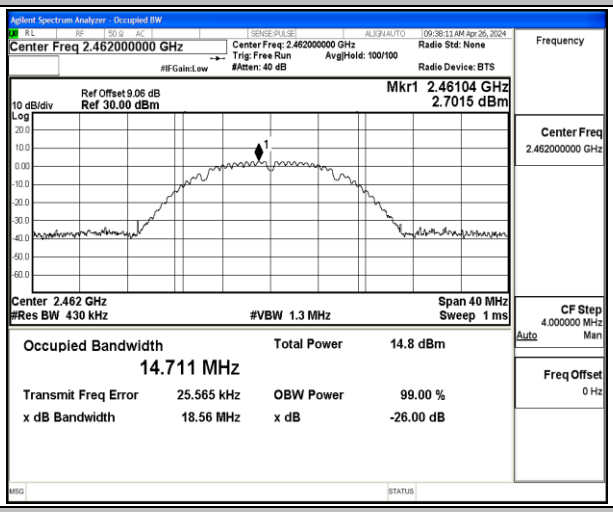

11B-Ant1-2462

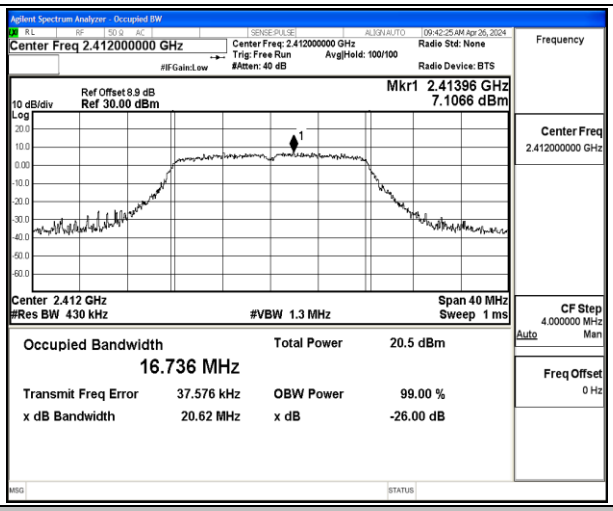

11G-Ant1-2412

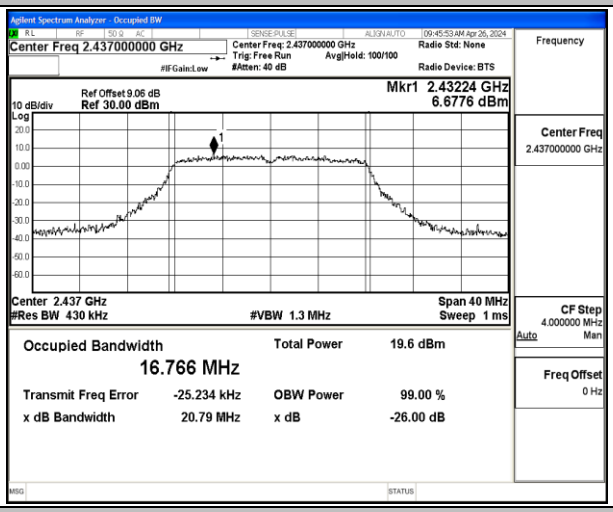

11G-Ant1-2437

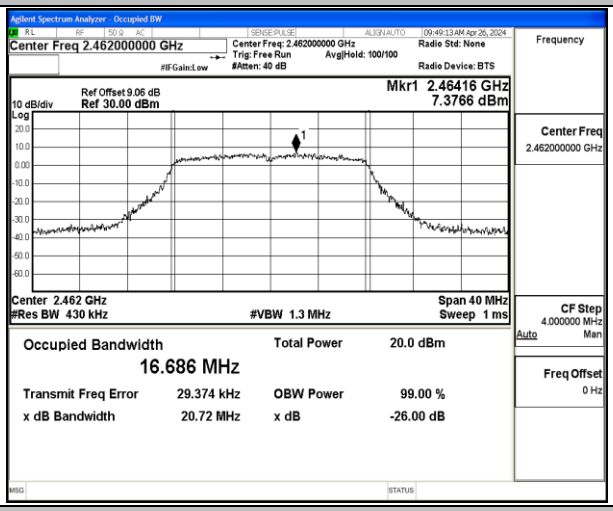

11G-Ant1-2462

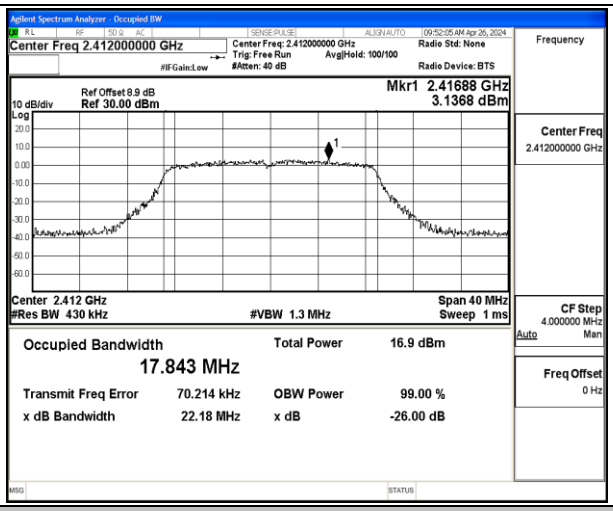

11N20SISO-Ant1-2412

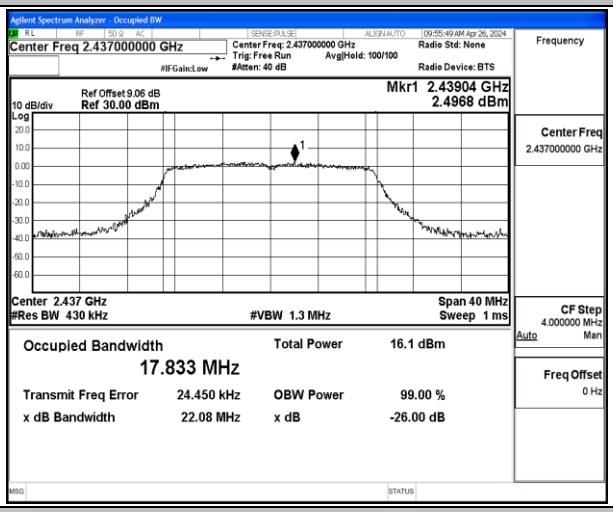

11N20SISO-Ant1-2437

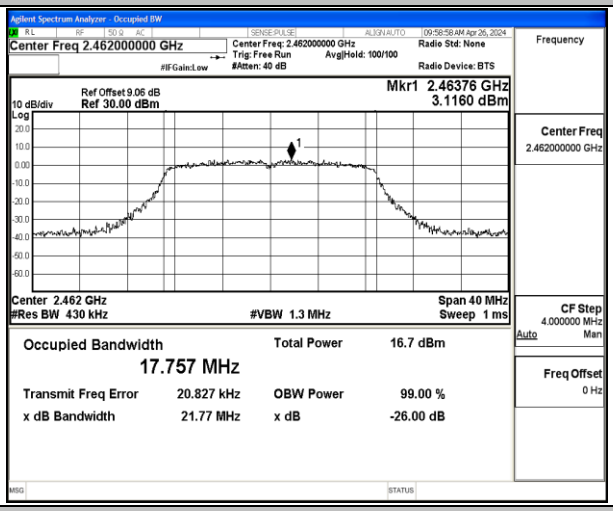

11N20SISO-Ant1-2462

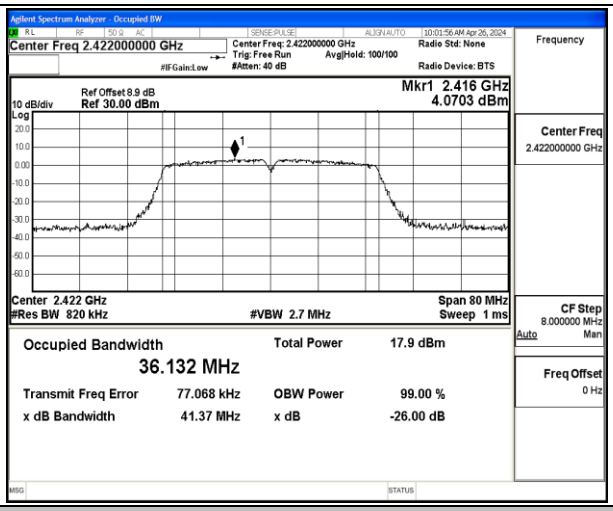

11N40SISO-Ant1-2422

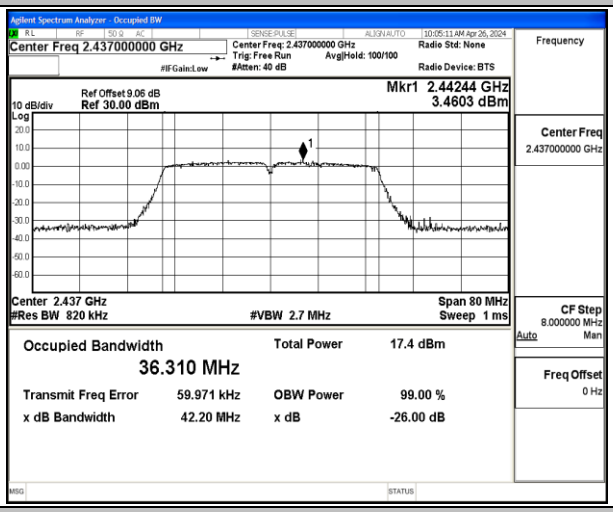

11N40SISO-Ant1-2437

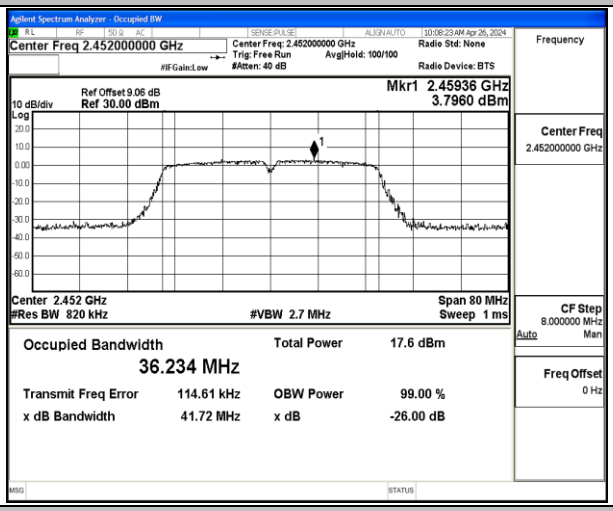

11N40SISO-Ant1-2452

Appendix C: Maximum Average conducted output power

Test Result

TestMode	Antenna	Frequency[MHz]	Conducted Peak Powert[dBm]	Conducted Limit[dBm]	Verdict
11B	Ant1	2412	14.09	≤30.00	PASS
11B	Ant1	2437	10.81	≤30.00	PASS
11B	Ant1	2462	11.90	≤30.00	PASS
11G	Ant1	2412	14.45	≤30.00	PASS
11G	Ant1	2437	13.49	≤30.00	PASS
11G	Ant1	2462	14.03	≤30.00	PASS
11N20SISO	Ant1	2412	10.94	≤30.00	PASS
11N20SISO	Ant1	2437	10.34	≤30.00	PASS
11N20SISO	Ant1	2462	10.73	≤30.00	PASS
11N40SISO	Ant1	2422	11.19	≤30.00	PASS
11N40SISO	Ant1	2437	10.84	≤30.00	PASS
11N40SISO	Ant1	2452	10.52	≤30.00	PASS

Note：The Duty Cycle Factor is compensated in the result.

Appendix D: Maximum Average power spectral density

Test Result

TestMode	Antenna	Frequency[MHz]	Result[dBm/3-100kHz]	Limit[dBm/3kHz]	Verdict
11B	Ant1	2412	-15.94	≤8.00	PASS
11B	Ant1	2437	-19.60	≤8.00	PASS
11B	Ant1	2462	-18.49	≤8.00	PASS
11G	Ant1	2412	-14.93	≤8.00	PASS
11G	Ant1	2437	-15.79	≤8.00	PASS
11G	Ant1	2462	-16.11	≤8.00	PASS
11N20SISO	Ant1	2412	-19.66	≤8.00	PASS
11N20SISO	Ant1	2437	-20.27	≤8.00	PASS
11N20SISO	Ant1	2462	-19.34	≤8.00	PASS
11N40SISO	Ant1	2422	-20.56	≤8.00	PASS
11N40SISO	Ant1	2437	-21.41	≤8.00	PASS
11N40SISO	Ant1	2452	-21.71	≤8.00	PASS

Test Graphs

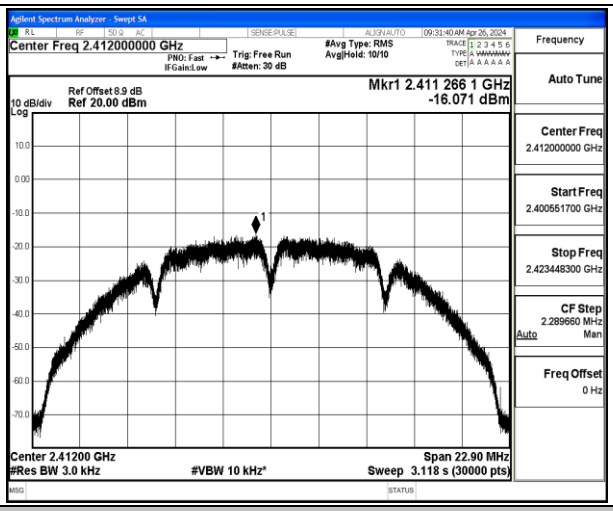

11B-Ant1-2412-PASS

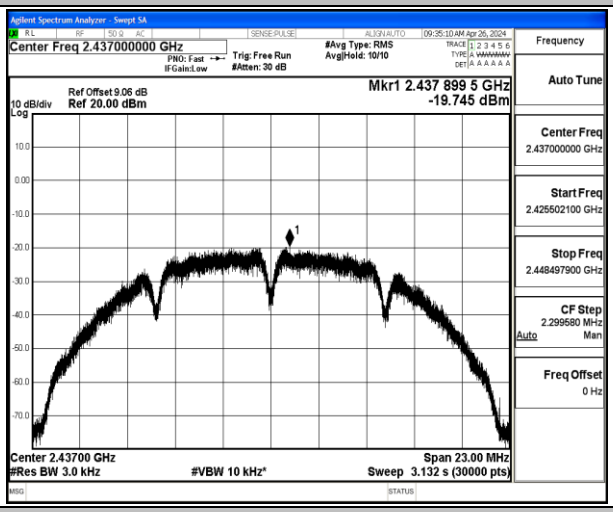

11B-Ant1-2437-PASS

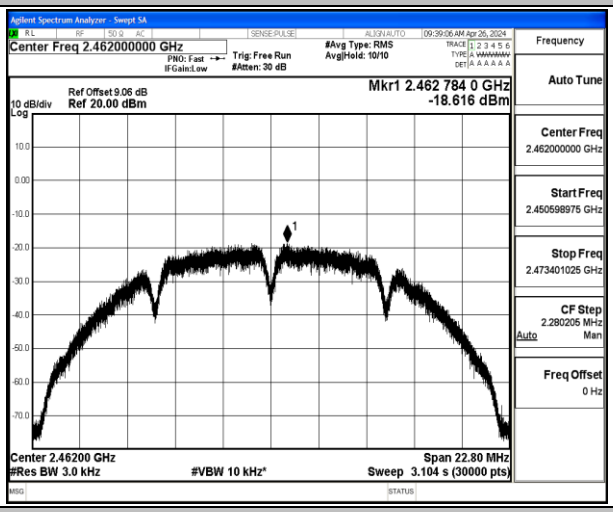

11B-Ant1-2462-PASS

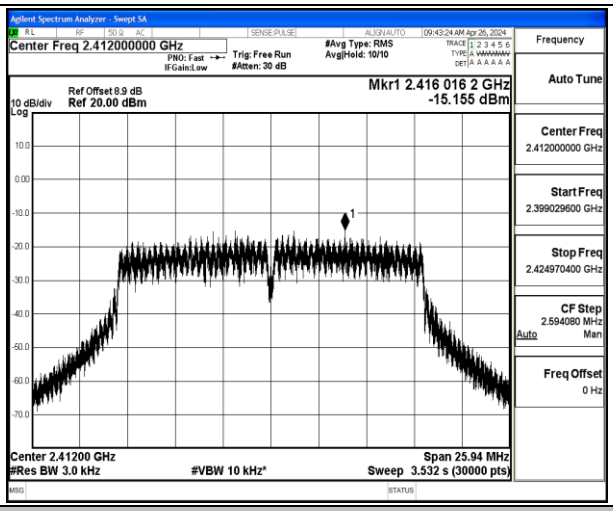

11G-Ant1-2412-PASS

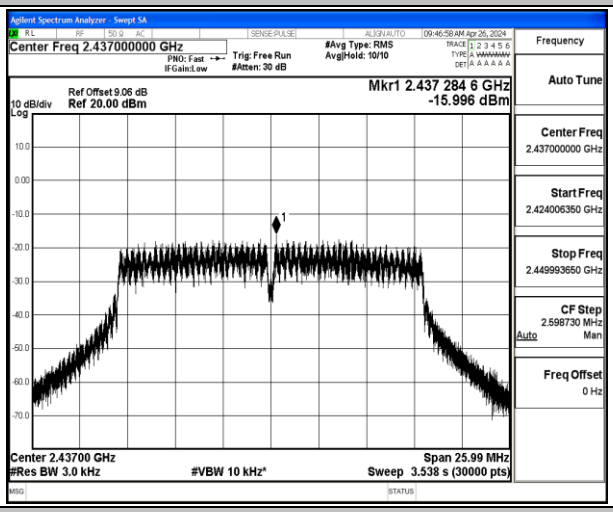

11G-Ant1-2437-PASS

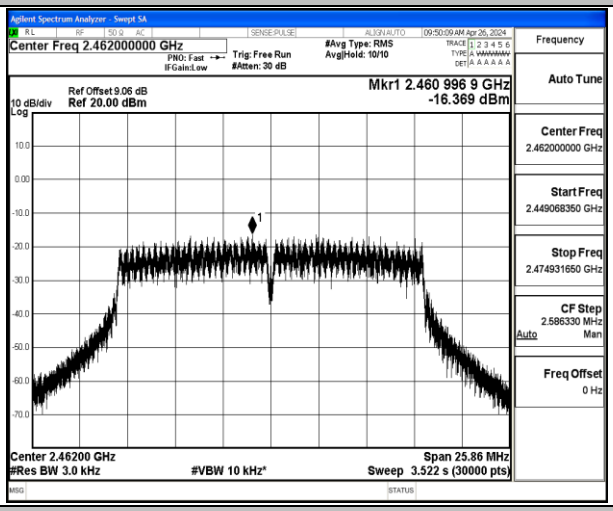

11G-Ant1-2462-PASS

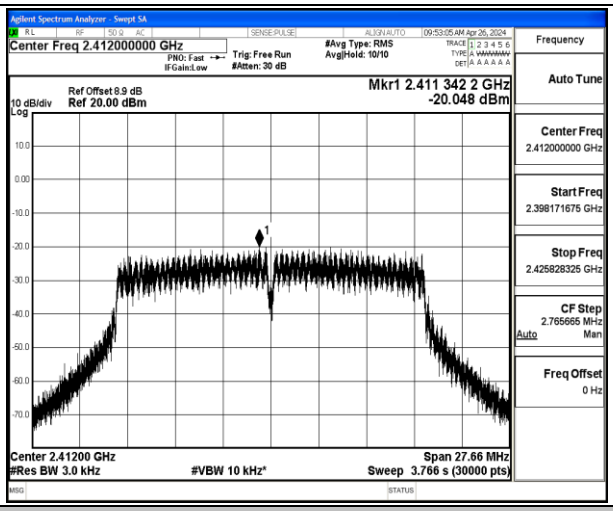

11N20SISO-Ant1-2412-PASS

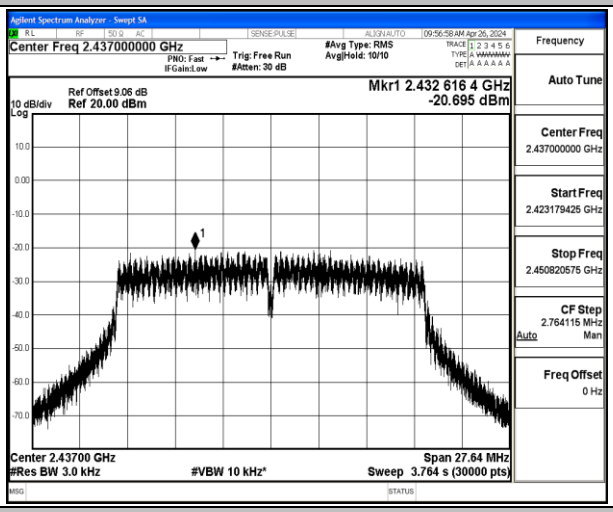

11N20SISO-Ant1-2437-PASS

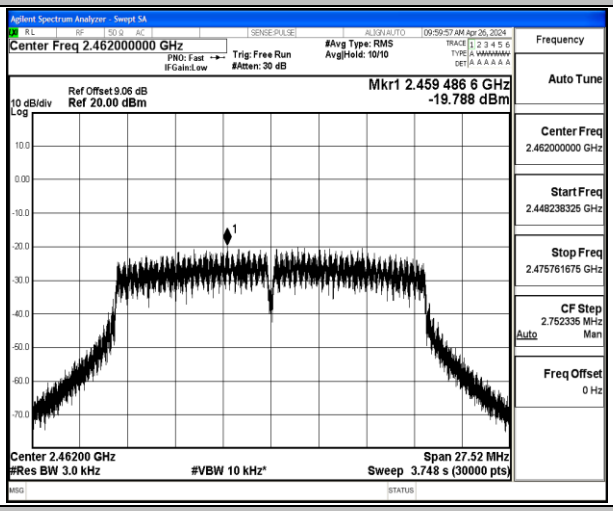

11N20SISO-Ant1-2462-PASS

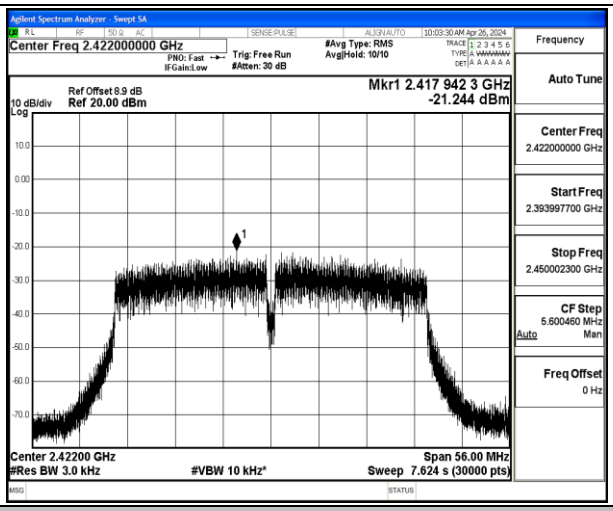

11N40SISO-Ant1-2422-PASS

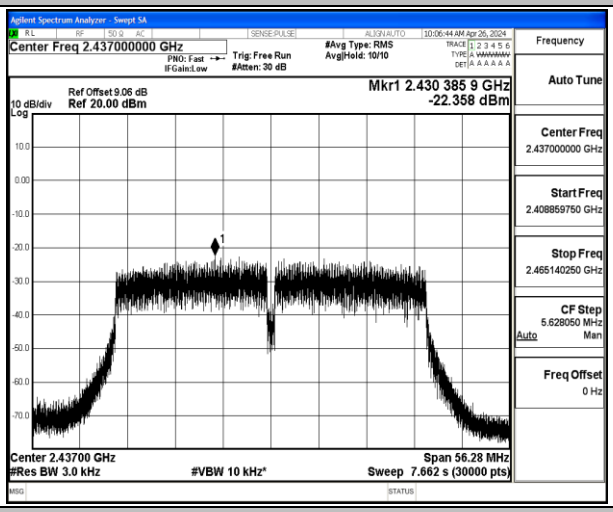

11N40SISO-Ant1-2437-PASS

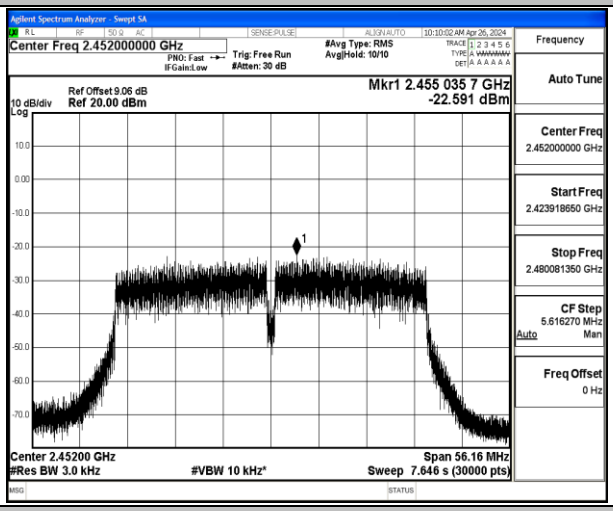

11N40SISO-Ant1-2452-PASS

Appendix E: Band edge measurements

Test Result

TestMode	Antenna	ChName	Frequency[MHz]	RefLevel[dBm]	Result[dBm]	Limit[dBm]	Verdict
11B	Ant1	Low	2412	4.53	-37.81	≤-25.47	PASS
11B	Ant1	High	2462	2.40	-49.53	≤-27.6	PASS
11G	Ant1	Low	2412	3.69	-35.18	≤-26.32	PASS
11G	Ant1	High	2462	1.67	-49.2	≤-28.33	PASS
11N20SISO	Ant1	Low	2412	-0.13	-37.89	≤-30.13	PASS
11N20SISO	Ant1	High	2462	0.28	-49.58	≤-29.72	PASS
11N40SISO	Ant1	Low	2422	-2.52	-43.16	≤-32.52	PASS
11N40SISO	Ant1	High	2452	-2.69	-49.13	≤-32.69	PASS

Test Graphs

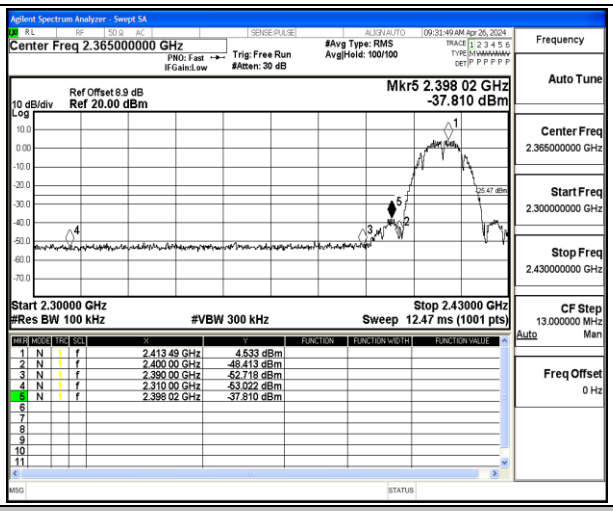

11B-Ant1-2412-PASS

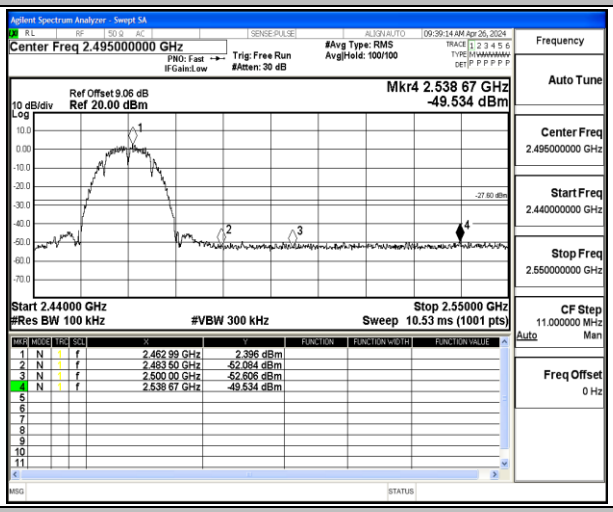

11B-Ant1-2462-PASS

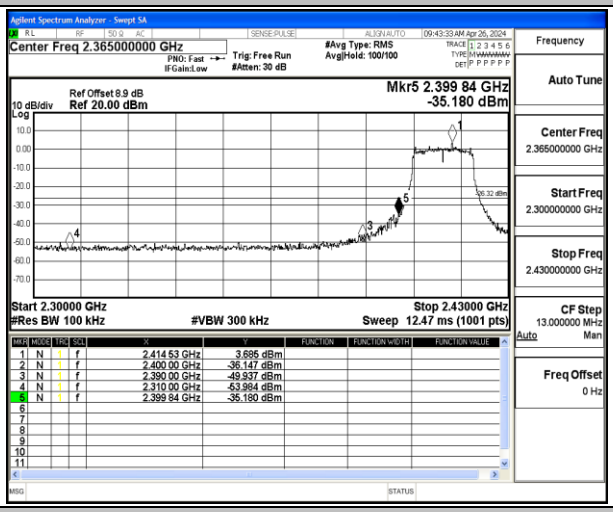

11G-Ant1-2412-PASS

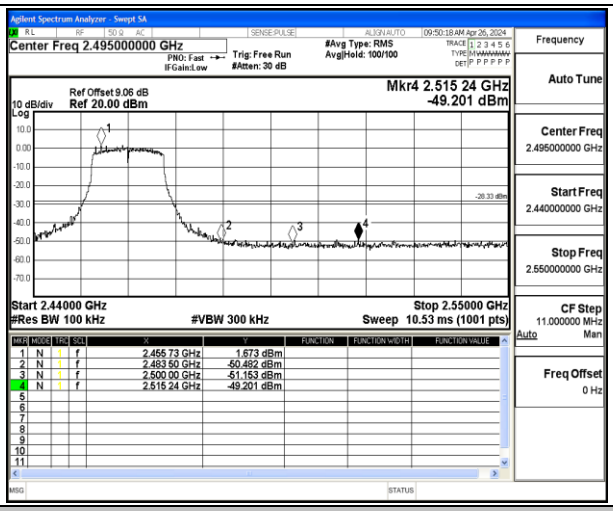

11G-Ant1-2462-PASS

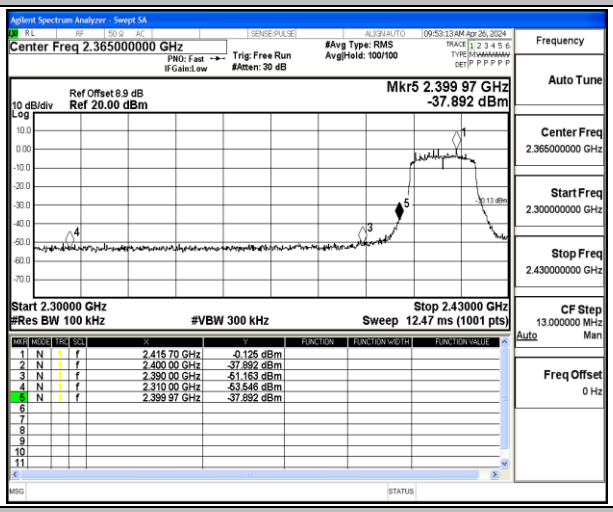

11N20SISO-Ant1-2412-PASS

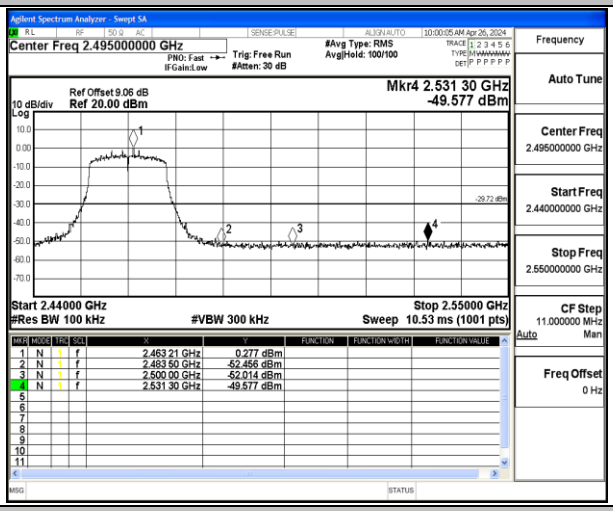

11N20SISO-Ant1-2462-PASS

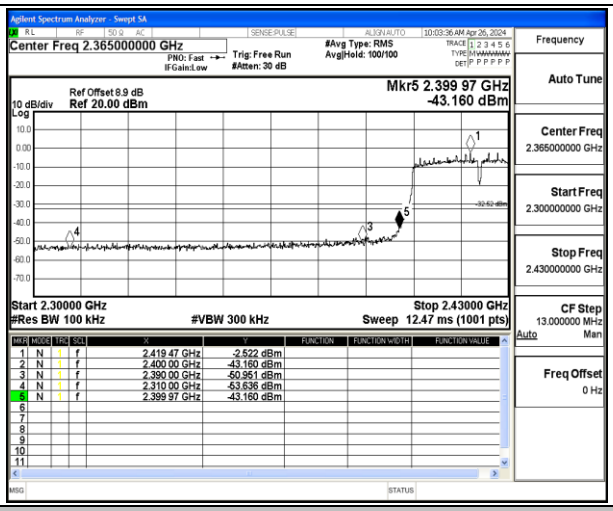

11N40SISO-Ant1-2422-PASS

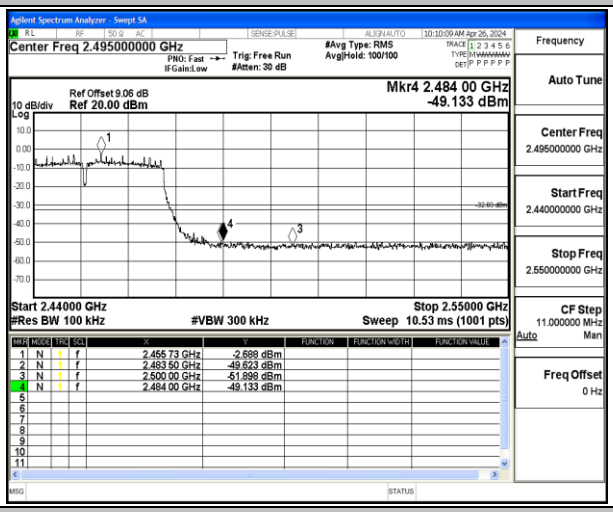

11N40SISO-Ant1-2452-PASS

Appendix F: Conducted Spurious Emission

Test Result

TestMode	Antenna	Frequency[MHz]	FreqRange [Mhz]	RefLevel [dBm]	Result [dBm]	Limit [dBm]	Verdict
11B	Ant1	2412	0~Reference	3.85	3.85	---	PASS
11B	Ant1	2412	30~1000	3.85	-62.81	≤-26.15	PASS
11B	Ant1	2412	1000~26500	3.85	-50.19	≤-26.15	PASS
11B	Ant1	2437	0~Reference	0.58	0.58	---	PASS
11B	Ant1	2437	30~1000	0.58	-63.21	≤-29.42	PASS
11B	Ant1	2437	1000~26500	0.58	-50.75	≤-29.42	PASS
11B	Ant1	2462	0~Reference	0.45	0.45	---	PASS
11B	Ant1	2462	30~1000	0.45	-62.96	≤-29.55	PASS
11B	Ant1	2462	1000~26500	0.45	-50.37	≤-29.55	PASS
11G	Ant1	2412	0~Reference	3.12	3.12	---	PASS
11G	Ant1	2412	30~1000	3.12	-63.12	≤-26.88	PASS
11G	Ant1	2412	1000~26500	3.12	-49.89	≤-26.88	PASS
11G	Ant1	2437	0~Reference	0.88	0.88	---	PASS
11G	Ant1	2437	30~1000	0.88	-62.61	≤-29.12	PASS
11G	Ant1	2437	1000~26500	0.88	-50.5	≤-29.12	PASS
11G	Ant1	2462	0~Reference	-0.02	-0.02	---	PASS
11G	Ant1	2462	30~1000	-0.02	-61.99	≤-30.02	PASS
11G	Ant1	2462	1000~26500	-0.02	-50.92	≤-30.02	PASS
11N20SISO	Ant1	2412	0~Reference	-3.27	-3.27	---	PASS
11N20SISO	Ant1	2412	30~1000	-3.27	-62.55	≤-33.27	PASS
11N20SISO	Ant1	2412	1000~26500	-3.27	-50.62	≤-33.27	PASS
11N20SISO	Ant1	2437	0~Reference	-4.51	-4.51	---	PASS
11N20SISO	Ant1	2437	30~1000	-4.51	-62.32	≤-34.51	PASS
11N20SISO	Ant1	2437	1000~26500	-4.51	-49.68	≤-34.51	PASS
11N20SISO	Ant1	2462	0~Reference	-2.32	-2.32	---	PASS
11N20SISO	Ant1	2462	30~1000	-2.32	-62.01	≤-32.32	PASS
11N20SISO	Ant1	2462	1000~26500	-2.32	-49.63	≤-32.32	PASS
11N40SISO	Ant1	2422	0~Reference	-4.68	-4.68	---	PASS
11N40SISO	Ant1	2422	30~1000	-4.68	-62.12	≤-34.68	PASS
11N40SISO	Ant1	2422	1000~26500	-4.68	-50.52	≤-34.68	PASS
11N40SISO	Ant1	2437	0~Reference	-3.46	-3.46	---	PASS
11N40SISO	Ant1	2437	30~1000	-3.46	-62.43	≤-33.46	PASS
11N40SISO	Ant1	2437	1000~26500	-3.46	-49.42	≤-33.46	PASS
11N40SISO	Ant1	2452	0~Reference	-5.05	-5.05	---	PASS
11N40SISO	Ant1	2452	30~1000	-5.05	-61.81	≤-35.05	PASS
11N40SISO	Ant1	2452	1000~26500	-5.05	-49.19	≤-35.05	PASS

Test Graphs

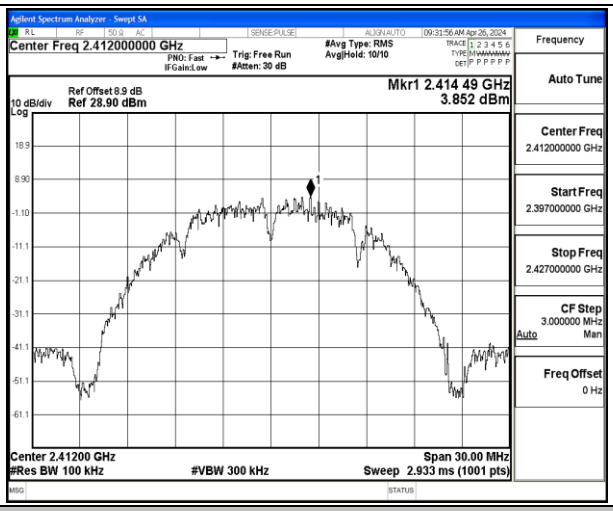

11B-Ant1-2412-0~Reference-PASS

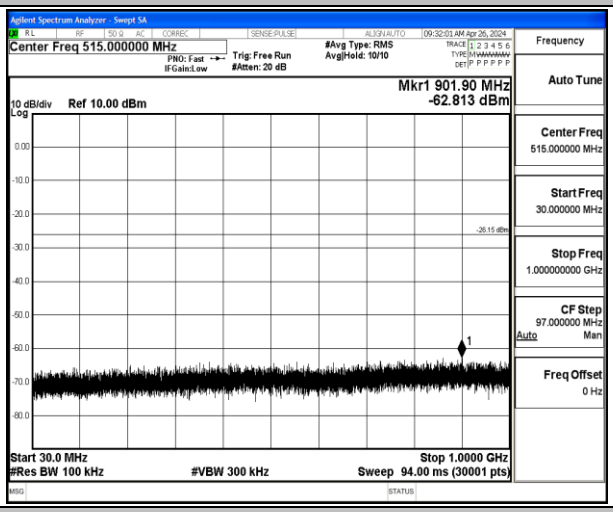

11B-Ant1-2412-30~1000-PASS

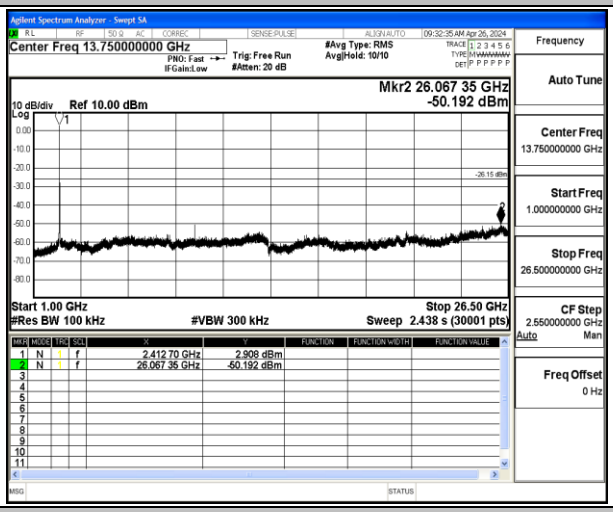

11B-Ant1-2412-1000~26500-PASS

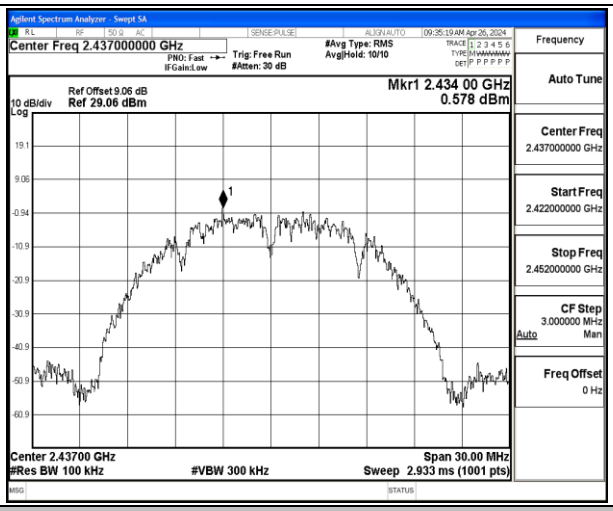

11B-Ant1-2437-0~Reference-PASS

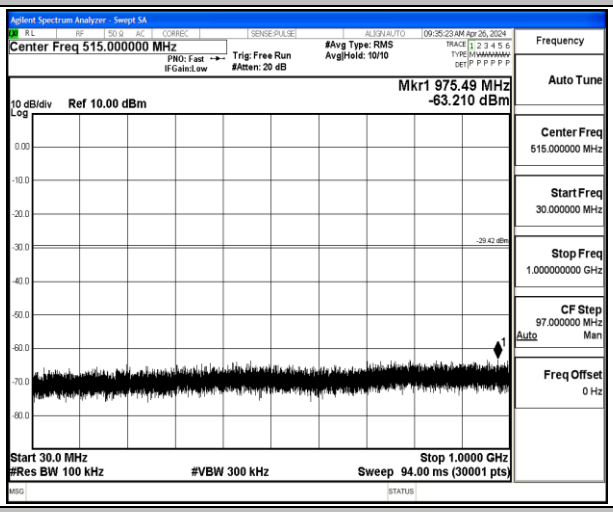

11B-Ant1-2437-30~1000-PASS

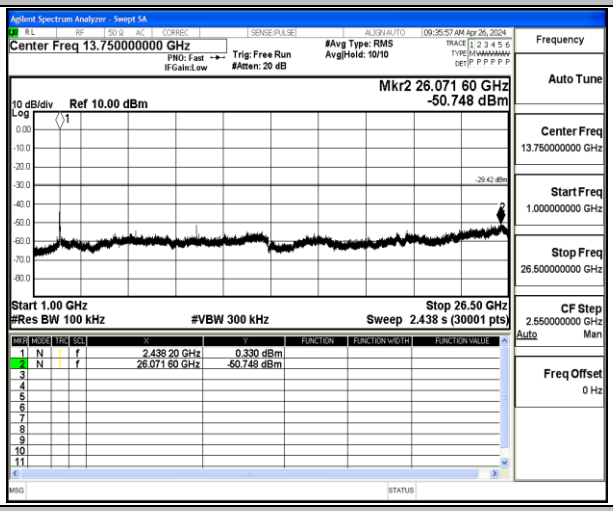

11B-Ant1-2437-1000~26500-PASS

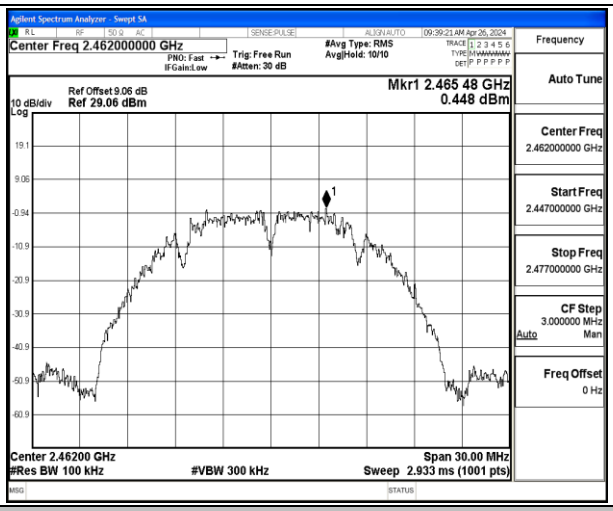

11B-Ant1-2462-0~Reference-PASS

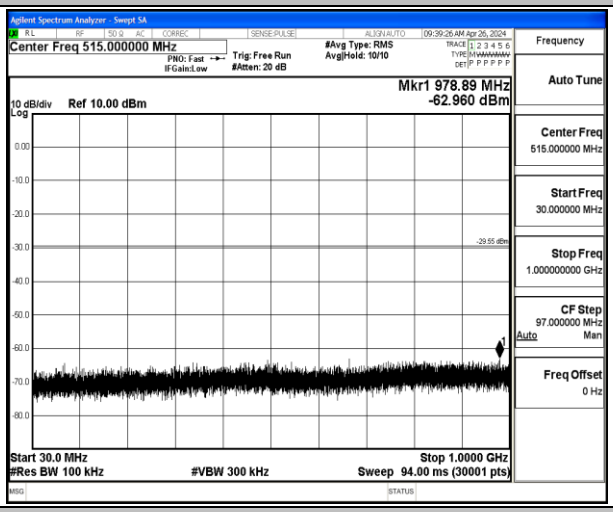

11B-Ant1-2462-30~1000-PASS

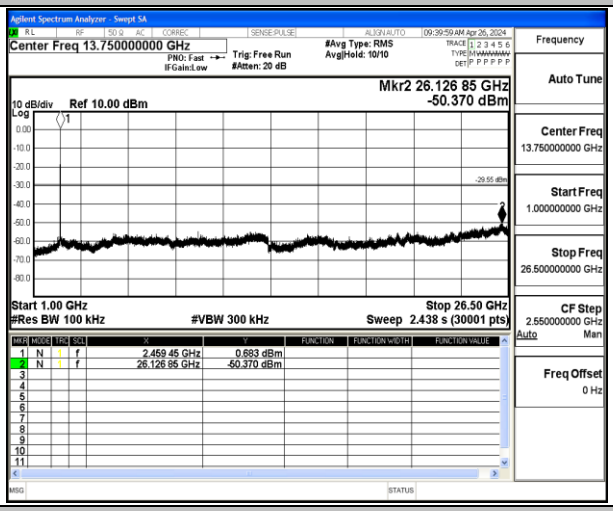

11B-Ant1-2462-1000~26500-PASS

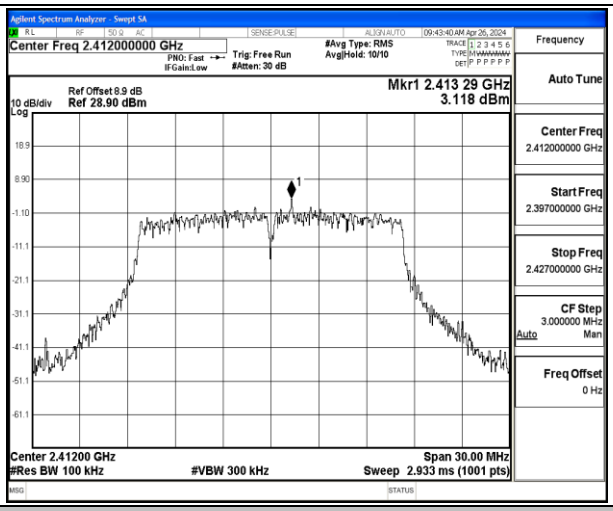

11G-Ant1-2412-0~Reference-PASS

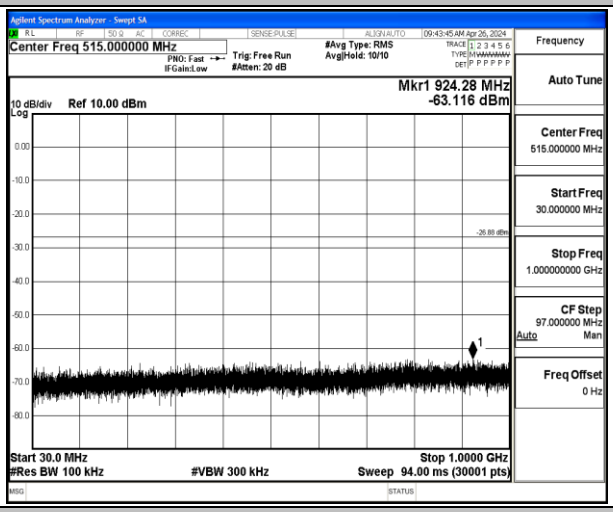

11G-Ant1-2412-30~1000-PASS

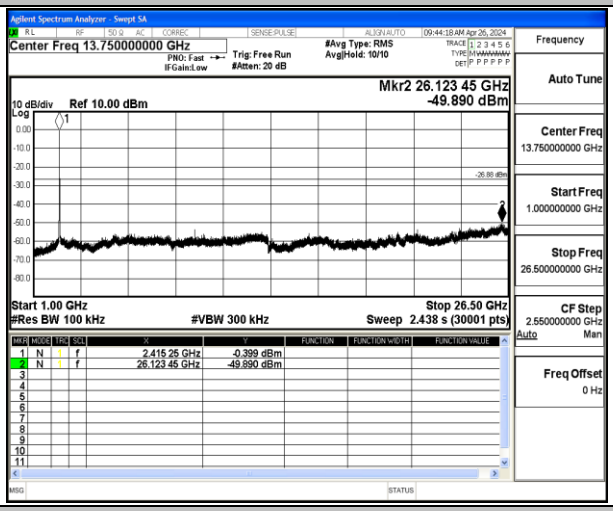

11G-Ant1-2412-1000~26500-PASS