HBE ENERGY

EV DC Charger

HBE-DC480KW-U-E155NW4GGX

Liquid-Cooled Charger User Manual

IMPORTANT SAFETY INSTRUCTIONS

SAVE THESE INSTRUCTIONS: This manual, including all safety warnings and instructions, must be kept with the equipment for its entire service life and be readily available for future reference.

DANGER

Indicates an imminently hazardous situation which, if not avoided, will result in death or serious injury. When using this equipment, observe the following safety precautions:

1. **Read Before Use:** Read all safety instructions in this manual thoroughly before use.
2. **De-energize Before Servicing:** Before performing any maintenance or inspection, disconnect ALL power sources and use a voltage tester to confirm the absence of voltage to prevent electric shock.
3. **Qualified Personnel Only:** Installation, repair, or adjustment must be performed only by certified electricians or personnel specifically trained on this equipment.
4. **Child Safety:** Children must be supervised by an adult when using the equipment. Do not allow children to touch electrical components.
5. **Prohibited Action:** Do not insert fingers or any objects into the charging connector interface or equipment terminals.
6. **Grounding Requirements:**
   - Must be connected to a permanently grounded metallic wiring system. Ensure ground resistance is ≤ 4 Ω.
   - Do not remove or modify the grounding conductor.
7. **Electrical Safety:**
   - Confirm power is disconnected before operation to avoid shock hazard.
   - Suspend use during thunderstorms to avoid lightning strike risk.

8. **Maintenance Safety:** Before performing any maintenance, a Lockout/Tagout (LOTO) procedure MUST be executed: Disconnect the main circuit breaker, attach a "DO NOT OPERATE" warning tag, and use a multimeter to verify that all input and output terminals are de-energized.

9. **Tool Requirements:** All operations involving high-voltage components shall be performed exclusively using CAT IV 1000V insulated tools certified to ASTM F1505 standards.

10. **Damaged Equipment Prohibition:** Do not use this equipment if the enclosure or the EV connector is broken, cracked, open, or shows any other signs of damage.

11. **Do Not Touch During Operation:** Do not touch the metal contacts of the charging connector, the vehicle charging port, or internal high-temperature components (e.g., heat sinks) during charging to prevent electric shock.

12. **Unauthorized Devices Prohibited:** Do not use non-original or uncertified adapters, extension cords, or components, as this may cause an electric shock risk.

13. **Power Terminal Inspection:** Failure to periodically inspect and tighten power terminal connections may lead to increased contact resistance, causing terminal overheating, damage, and creating a fire hazard.

14. **Cooling System Risk:** Observe a complete 15-minute cool down cycle to bring system temperature within safe parameters while wearing ANSI/ISEA 105-2016 certified chemical-resistant gloves. Maintenance operations shall only commence after dual-gauge cross-verification confirms full system depressurization to 0 MPa (0 psig) and infrared thermography verifies critical component surface temperatures below 50°C (122°F), thereby preventing severe burns from high-temperature fluid ejection.

15. **Coolant Risk:** Coolant may leak under high pressure and temperature. Wear protective gloves when handling leaks; avoid direct skin contact.

16. **Battery Risk:** If smoke, deformation, leakage, or unusual odor is detected from the battery pack during charging, immediately press the Emergency Stop button and move away from the vehicle.

17. **Equipment Smoke/Fire:** Cut power immediately. Use a Class C (electrical) or Class ABC (multi-purpose) dry chemical fire extinguisher. Do NOT use water.

18. **High Voltage Hazard:** This equipment contains high voltage. Contact with exposed terminals or damaged components can result in serious injury, electric shock, or death. All safety regulations and requirements must be strictly followed during operation. Moreover, please be sure to pay attention to the high-voltage warning icon shown below:

ELECTRIC SHOCK HAZARD

WARNING

Indicates a potentially hazardous situation which, if not avoided, could result in minor or moderate injury or equipment damage. When using this equipment, observe the following basic safety precautions:

1. **Prohibited Operation:** Immediately stop use if the power cord, charging cable, or enclosure shows damage such as breaks, cracks, or aged insulation.

2. **Modification Prohibited:** Any unauthorized modification or disassembly will void safety certifications and may create serious hazards.

3. **Coolant Handling:**

   - If coolant leaks, wear protective gloves for containment and cleanup; avoid direct contact.

   - Waste coolant must be disposed of as hazardous waste according to local environmental regulations (e.g., EPA standards); direct discharge into the environment is prohibited.

4. **Ventilation and Heat Dissipation:** Maintain a minimum clearance of ≥ 6.56 feet (2 meters) around the equipment for operation and ventilation. Keep ventilation openings clear of obstacles. Never cover or block the equipment's heat dissipation paths.

CAUTION

Indicates a potentially hazardous situation which, if not avoided, could result in minor or moderate injury or equipment damage. When using this equipment, observe the following basic safety precautions:

1. **Improper Charging Connector Disconnection:** Forcibly disconnecting the connector without properly terminating the charging session via the system interface may damage the connector's electronic lock mechanism and the vehicle's charging port.

2. **Low Coolant Consequence:** If the coolant level falls below the minimum mark, the system will automatically derate, potentially causing the charging cable to overheat and damaging the cable and charging connector.

3. **Ventilation Obstruction Risk:** Operating the equipment with blocked vents or unclean air filters may cause overheating, leading to performance degradation, component damage, or premature equipment failure.

4. **Periodic Inspection:** Monthly: Check cables and terminals for looseness or corrosion. Semi-Annually: Clean heat dissipation air filters to ensure proper cooling system operation.

5. **Ignoring Fault Alarms Risk:** Ignoring recurring minor fault alarms may mask underlying issues, eventually leading to major failure or unplanned shutdown.

6. **Incompatible Power Supply:** Connecting to an upstream power supply that does not meet specifications may cause abnormal operation and void the warranty.

EMERGENCY PROCEDURES:

1. **Electric Shock:** Immediately cut off the power source. Use insulated tools to separate the victim from the live parts. Call emergency services.

2. **Equipment Smoke/Fire:** Quickly activate the Emergency Stop to disconnect the power. Use a Class C (electrical) or Class ABC (multi-purpose) dry chemical fire extinguisher. Do NOT use water.

3. **Coolant Leak:** Stop operation. Establish an isolation area. Contain and clean up the spill using absorbent pads.

SYMBOL LEGEND

Icon	Hazard Level	Meaning
	DANGER	Indicates an imminently hazardous situation which, if not avoided, will result in **serious personal injury or death.**
	ELECTRIC SHOCK HAZARD	Indicates a risk of electric shock. **De-energize the equipment before proceeding.**
	WARNING	Indicates a potentially hazardous situation which, if not avoided, could result in **moderate injury or equipment damage.**
	CAUTION	Indicates a potentially cause **minor personal injury or damage to equipment and property.**

SAFETY GENERAL PRINCIPLES

1. EQUIPMENT SAFETY SPECIFICATIONS

1.1 COMPLIANCE STATEMENT

This equipment complies with the following safety standards:

1. UL 2202: 2022 Ed.3 Clause
2. UL 2231-2:2012 Ed.2+R:15Dec2020 Clause
3. UL 50E: 2020 Ed.3 Clause
4. UL 991:2004 Ed.3+R:09Jun2010 Clause
5. UL 1998:2013 Ed.3+R:24Sep2018 Clause
6. CSA C22.2 #346:2022 Ed.1 Clause

DANGER

Use this equipment only for the purposes described in this manual. Any non-standard operation may result in personal injury or property damage.

1.2 HAZARDOUS VOLTAGE WARNING

High-Voltage Components:

1. Input Terminals: 480 Vac, Maximum 620 A.
2. Output Terminals: 200 - 1000 Vdc, Maximum 600 A per connector (Dual Connector Configuration).
3. Maintenance Requirement: All operations involving high-voltage components shall be performed exclusively using CAT IV 1000V insulated tools certified to ASTM F1505 standards.

2. INSTALLATION SAFETY REQUIREMENTS

2.1 ELECTRICAL SAFETY

Grounding System:

1. Ground Resistance: ≤ 4 Ω (measured under dry conditions).

2. Grounding Conductor: Must use a 120 mm² copper grounding conductor with green insulation, or green with yellow stripes.

3. Prohibition: Neutral (N) and Equipment Grounding (PE) conductors must NOT be shared or interconnected.

2.2 MECHANICAL SAFETY

Foundation Requirements:

1. Charger Weight: 2,182 lb (990 kg).

2. Forklift Requirement: The rated load capacity must have a sufficient safety margin; it is advisable to consult a safety engineer.

3. Levelness: The installation base must be level. Maximum allowable tilt is ≤ 3°.

Safety Clearances:

1. Operating Space: Maintain a minimum clearance of ≥ 6.56 ft (2 m) around the equipment for operation and ventilation.

2. Combustible Materials: Keep all combustible materials at least ≥ 9.84 ft (3 m) away from the charger.

3. OPERATIONAL SAFETY

3.1 PERSONNEL QUALIFICATION

Operation, including installation, maintenance, and servicing, must be performed **only** by:

1. Qualified personnel licensed or certified for electrical system installation.

2. Personnel who have received specific training on this equipment.

3.2 SAFE OPERATING PROCEDURES

Pre-Charge Inspection:

1. Check coolant level (must be between the 4-5 marks on the sight glass).

2. Verify ground continuity (resistance ≤ 0.1 Ω between PE terminal and grounding electrode).

During Charging: Do NOT touch the metal contacts of the charging connector or vehicle inlet.

4. EMERGENCY PROCEDURES

4.1 EMERGENCY RESPONSE

Hazardous Condition	Response Measures
Electric Shock Incident	1. Immediately press the Emergency Stop button. 2. Use an insulated tool to separate the victim. 3. Administer CPR and call emergency services.
Coolant Leak	1. Stop operation. 2. Establish an isolation zone. 3. Use absorbent mats/pads for containment and cleanup.
Smoke / Fire	1. Activate the Emergency Stop. 2. Use a Class C (electrical) or Class ABC (multi-purpose) dry chemical fire extinguisher. Do NOT use water.

4.2 EMERGENCY STOP DEVICE

1. Must Verify Function: Test monthly to ensure proper response.

2. Must Inspect Condition: Check for damage and ensure smooth operation and reset.

3. Must Document & Act: Record results; deactivate and report any anomalies.

5. MAINTENANCE SAFETY

5.1 LOCKOUT/TAGOUT (LOTO)

Before performing any maintenance, the following LOTO procedure **MUST** be executed:

1. Disconnect the main circuit breaker.

2. Attach a "DO NOT OPERATE" warning tag.

3. Use a multimeter to verify the absence of voltage on all input and output terminals.

5.2 COOLING SYSTEM MAINTENANCE

Safe Operation:

1. Cooling Period: Allow a full 15-minute cooldown before opening any components.

2. Pressure & Temperature Check: Verify system pressure is 0 MPa and part temperature is below 50°C before maintenance.

3. PPE: Wear chemical-resistant gloves (ANSI/ISEA 105-2016) during operation.

4. Coolant Level: Check coolant annually; refill if below the MIN line, but do not overfill.

5. Leak Response: Stop operation, isolate the area, and contain leaks with absorbent pads.

Waste Disposal: Coolant must be disposed of as hazardous waste in accordance with local regulations(e.g., EPA standards).

DANGER

Failure to follow these safety instructions may result in personal injury or death.

ELECTRIC SHOCK HAZARD

Failure to follow these safety instructions may result in serious injury, electric shock, or death.

WARNING

Failure to follow these safety instructions may result in moderate injury or equipment damage.

CAUTION

Failure to follow these safety instructions may result in minor personal injury or damage to equipment/property.

REGULATORY COMPLIANCE INFORMATION

This equipment has been certified to meet the required safety and electromagnetic compatibility (EMC) standards for the United States and Canada.

FCC COMPLIANCE

This equipment complies with Part 15 of the FCC Rules. Operation is subject to the following two conditions:

1. This equipment may not cause harmful interference.
2. This equipment must accept any interference received, including interference that may cause undesired operation.

Note: This equipment has been tested and found to comply with the limits for a Class A digital equipment, pursuant to Part 15 of the FCC Rules. These limits are designed to provide reasonable protection against harmful interference when the equipment is operated in a commercial environment. This equipment generates, uses, and can radiate radio frequency energy and, if not installed and used in accordance with the instruction manual, may cause harmful interference to radio communications. Operation of this equipment in a residential area is likely to cause harmful interference in which case the user will be required to correct the interference at his own expense.

The manufacturer is not responsible for any radio or television interference caused by unauthorized modifications to this equipment. Such modifications could void the user's authority to operate the equipment.

FCC RF EXPOSURE COMPLIANCE

This equipment complies with FCC radiation exposure limits set forth for an uncontrolled environment. This transmitter must not be co-located or operating in conjunction with any other antenna or transmitter.

A minimum separation distance of **8 inches (20 cm)** must be maintained between the radiator and all persons during operation.

ISED CANADA COMPLIANCE

This equipment contains licence-exempt transmitter(s)/receiver(s) that comply with Innovation, Science and Economic Development Canada's licence-exempt RSS standard(s). Operation is subject to the following two conditions:

1. This equipment may not cause interference.

2. This equipment must accept any interference, including interference that may cause undesired operation of the equipment.

Le présent appareil contient des émetteurs/récepteurs exempts de licence qui sont conformes aux normes RSS d'Innovation, Sciences et Développement économique Canada applicables aux appareils exempts de licence. Son fonctionnement est soumis aux deux conditions suivantes :

1. *Le présent appareil ne doit pas provoquer d'interférences.*

2. *Le présent appareil doit accepter toute interférence, y compris les interférences qui peuvent provoquer un fonctionnement indésirable de l'appareil.*

IC RF EXPOSURE COMPLIANCE

This equipment complies with IC RSS-102 radiation exposure limits set forth for an uncontrolled environment. This transmitter must not be co-located or operating in conjunction with any other antenna or transmitter.

A minimum separation distance of **8 inches (20 cm)** must be maintained between the radiator and all persons during operation.

Cet équipement est conforme aux limites d'exposition aux rayonnements IC RSS-102 établies pour un environnement non contrôlé. Cet émetteur ne doit pas être co-localisé ou fonctionner en conjonction avec toute autre antenne ou émetteur.

*Une distance de séparation minimale de **8 pouces (20 cm)** doit être maintenue entre le radiateur et toutes les personnes durant le fonctionnement.*

COPYRIGHT AND LIABILITY

COPYRIGHT INFORMATION

All content in this manual (including text, graphics, and design) is the exclusive property of our company and is protected by laws and regulations related to intellectual property rights.

No part of this manual may be reproduced or transmitted in any form or by any means without the prior written authorization of our company. This restriction includes, but is not limited to, electronic or mechanical reproduction (photocopying, recording, scanning, etc.), digital storage or transmission systems, content modification or derivative creation, citation or reprinting for commercial purposes, etc.

DISCLAIMER

All information, specifications, and illustrations in this manual are based on the latest information available at the time of printing. Our company reserves the right to make modifications at any time without prior notice. To the maximum extent permitted by law, our company shall not be liable for technical errors or typographical omissions, indirect losses or consequential damages (including operational interruption or data loss) arising from the use of the equipment, or for uses not explicitly approved.

SERVICE AND SUPPORT— HBE LLC

Website: www.hbe-tech.com

TEL: 0086-0755-29683009

Email: sales@hbe-tech.com

Address : Zhengdaan Industrial Park, Yanluo Town, Baoan District, Shenzhen City, China

SAFETY NOTICE

This manual outlines known safety considerations but cannot anticipate all operating conditions or potential risks. All safety warnings must be read in full and local safety regulations strictly adhered to before installation or operation. Operators must use personal protective equipment (PPE) as required and ensure all relevant personnel have received professional training. Please note that failure to follow procedures may result in equipment damage, personal injury, or violation of regulatory requirements.

Note: This manual and its safety instructions must be retained for the lifetime of the equipment for future reference.

REVISION HISTORY

Version Number	Release Date	Revision Notes
A0	2026.02	Initial release with core functionalities.

CONTENTS

IMPORTANT SAFETY INSTRUCTIONS I

SAFETY GENERAL PRINCIPLES VI

REGULATORY COMPLIANCE INFORMATION XI

COPYRIGHT AND LIABILITY XIII

REVISION HISTORY XV

Chapter 1 Product Introduction 1

1.1 Product Overview 1

1.2 Core Advantages 2

1.3 Interface Layout 4

1.4 Packing List 6

Chapter 2 Technical Specifications 7

2.1 Technical Parameters 7

2.2 Overall Dimensions 12

Chapter 3 Electrical System 13

3.1 System Design 13

3.1.1 Schematic Diagram 13

3.1.2 Electrical Characteristics 13

3.2 Client-side Power Distribution System 14

3.3 Grounding System Requirements 15

Chapter 4 Installation Guide 17

4.1 Construction Safety 17

4.2 Pre-Installation Preparation 19

4.3 Installation Conditions 20

4.4 Installation Instructions 21

4.4.1 Concrete Base Conduit Pre-embedding 21

Chapter 1 Product Introduction

1.1 Product Overview

The HBE-DC480KW-U-E155NW4GGX is an intelligent liquid-cooled DC ultra-charging equipment specifically designed for extreme fast charging of electric vehicles. It integrates extreme fast charging, intelligent interaction, and business expansion capabilities, redefining the commercial charging experience. Its breakthrough 480kW liquid-cooled ultra-charging architecture, combined with dual-connector dynamic power allocation technology (Dual-connector mode: single connector 120-360kW / Single-connector mode: up to 480kW), significantly reduces user waiting time and markedly enhances station operational efficiency.

The charging cable of equipment adopts a liquid-cooling thermal design, supports stable operation across a wide temperature range, and ensures the sustainability and reliability of high-power output. Its front panel integrates a 55-inch dynamic advertising screen, creating additional revenue streams for operators. The side-mounted two 10.1-inch high-definition touchscreens offer various start methods including RFID, scan-to-pay, and POS terminal (optional). Moreover, compatible with the OCPP 2.0.1 protocol, it supports remote OTA updates and real-time monitoring.

Regarding safety, this equipment strictly adheres to international safety standards such as UL 2202 and UL 2231. It features multiple electrical protections including over-voltage, under-voltage, surge, and insulation anomaly protection. An integrated emergency stop button, electronic door lock, along with reliable structural designs like front door limiters and right-angle power terminals, comprehensively ensure the safety of personnel and equipment.

Suited for diverse scenarios such as highway service areas, commercial complexes, public chargers, and community campuses, the HBE-DC480KW-U-E155NW4GGX is not merely a charging device, but also a future-oriented green energy infrastructure and business solution.

1.2 Core Advantages

The HBE-DC480KW-U-E155NW4GGX centers around 480kW ultra-fast liquid-cooled charging, integrating intelligent interaction, multi-layered safety protection, and support for commercial expansion. It meets diverse scenario demands, providing efficient and convenient charging services. Key advantages include:

1. **Ultra-Fast Charging:**
   - 480kW ultra-fast charging technology
   - Intelligent power allocation
   - Wide temperature operation range
2. **Smart Interaction:**
   - Multiple start methods (RFID card / APP scan code / POS terminal)
   - Multi-screen display (2 × 10.1-inch touch operation screen + 1 × 55-inch dynamic advertising screen)
3. **Remote Management:**
   - Multi-network support (Wi-Fi / 4G / Ethernet)
   - OTA upgrades and real-time monitoring
   - Compatible with OCPP 2.0.1 protocol
4. **Safety Assurance:**
   - Electrical protection
   - Fault monitoring
   - Emergency features
   - Insulation monitoring and protection

5. **Commercial Expansion:**
   - Advertising management
   - Payment integration
   - Installation adaptability

6. **Applicable Scenarios:**
   - Commercial venues (Hotel / Shopping mall parking lots)
   - Public facilities (Charging stations / Highway service areas)
   - Residential areas (Campuses / Residential parking lots)

1.3 Interface Layout

The HBE-DC480KW-U-E155NW4GGX features a 55-inch advertisement screen and status indicators on the front panel, with two touchscreens and an emergency stop button on the side panel, achieving an optimal balance between aesthetics and practicality.

Front Panel



Side Panel


Cable Management System
Emergency Stop Button
LED Indicator
10-inch Interactive Touchscreen
RFID Card Reader Area
POS Terminal
Electric Meter
Electronic Door Lock
Right-side DC Connector
Electronic Door Lock
HBE ENERGY
OPEN

1.4 Packing List

The equipment package includes the following components and tools. Please verify all items upon receipt. If anything is missing, contact our after-sales service immediately.

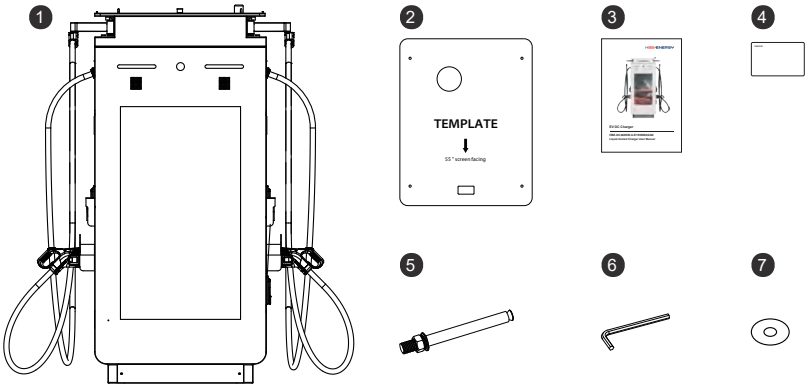

Item No.	Product Name	Qty.	Remarks
1	Liquid-Cooled Charger	1	Main Unit
2	Positioning Template	1	For positioning
3	User Manual	1	For operation reference
4	RFID Card	2	For user authentication
5	M10 Expansion Bolts	4	For base mounting
6	2/5" Hex Key (4mm)	2	For cable tensioner adjustment
7	M10 Washers	4	For base mounting

(Note: Ensure all packaging materials are inspected for damage that may have occurred during shipping before proceeding with installation.)

Chapter 2 Technical Specifications

2.1 Technical Parameters

The design of the HBE-DC480KW-U-E155NW4GGX strictly complies with regional grid requirements and is compatible with mainstream electric vehicle (EV) models. Users are advised to carefully review the technical parameters below before use to ensure compatibility with local grid conditions and the vehicle's charging system.

Item	**Specification Description**
Product Model	HBE-DC480KW-U-E155NW4GGX
Product Type	Liquid-Cooled Charger
AC Input	
Rated Voltage	480 Vac
Rated Current	620 A
Distribution System	3P+N+PE, 3P+PE
Grid System Compatibility	TN-S, IT
Frequency	60 Hz
Power Factor	≥ 0.98
Efficiency	≥ 95% (peak)
1. 3P+N+PE: If the socket (125V) is required, the neutral N line of the 480V Y/277V system must be connected. 2. 3P+PE: If the socket (125V) is not required, the N line does not need to be connected.	
DC Output	
Rated Voltage Range	200 Vdc ~ 1000 Vdc

Rated Current	600 A × 2 (Dual Connectors)
Rated Output Power	Maximum 480 kW
Output Mode	➢ **Dual-Connector Mode:** Each connector supports flexible power allocation of 120 kW / 240 kW / 360 kW. ➢ **Single-Connector Mode:** Delivers maximum rated power of 480 kW.
Protection Features	
Input Protection	SCP(Short Circuit Protection), OVP (Overvoltage Protection), OCP (Overcurrent Protection), OPP (Overpower Protection), UVP (Undervoltage Protection), SPD (Surge Protection Device)
Output Protection	SCP(Short Circuit Protection), OCP (Overcurrent Protection), OVP (Overvoltage Protection), LVP (Low Voltage Protection), OTP (Overtemperature Protection), IMD (Insulation Monitoring Device)
Internal Protection	OTP (Overtemperature Protection), DC Contactor Detection, Fuse Protection
Electrical Isolation	Isolation between Input and Output
User Interface & Control	
Touch Screen	10.1-inch LCD (Resolution: 1024 × 600 pixels)
Advertising Screen	55-inch LCD Screen (Resolution: 1920 × 1080 pixels)

Button	Emergency Stop Button
Startup Method	Scan QR Code Tap RFID Card ☐ POS Terminal (Optional)
External Communication	Ethernet Wi-Fi 4G
Supported Protocol	OCPP 2.0.1 Protocol
POS Machine (Optional: Nayax)	
Payment Method	Supports bank card, NFC, and mobile payments
Communication	4G / Ethernet
Protection Rating	IP54
Environmental Conditions	
Operating Temperature	-22°F to 122°F (-30°C to 50°C)
Storage Temperature	-22°F to 158°F (-30°C to 70°C)
Relative Humidity	5% ~ 95% RH (Non-condensing)
Altitude	≤ 6560 ft (2000 m)
Touch Current	≤ 3.5 mA
Certifications & Standards	
Safety Certification	UL 2202: 2022 Ed.3 Clause; CSA C22.2 #346: 2022 Ed.1 Clause;

	UL 2231-2: 2012 Ed.2 + R:15Dec2020 Clause; UL 50E: 2020 Ed.3 Clause; UL 991: 2004 Ed.3 + R:09Jun2010 Clause; UL 1998: 2013 Ed.3 + R:24Sep2018 Clause.
EMC	UL 2231-2
Enclosure Rating	UL 50E (NEMA Type 3R)
Other Certifications	ETL, Energy Star, FCC&IC
Mechanical Specifications	
Net Weight	Approx. 2,315 lb (1050 kg, including two charging connectors)
Gross Weight	Approx. 2,645 lb (1200 kg)
Product Dimensions (W × D × H)	45.3" × 42.5" × 85" (1151mm × 1080mm × 2159mm) **Note:**The width of 1151mm includes the connector holder
Master Carton Dimensions (W × D × H) (includes pallet)	51.2" × 44.9" × 91.1" (1300mm × 1140mm × 2315mm)
Charging Cable Length	16.4 ft (5 m)
DC Charging Connector	Optional: CCS1 or NACS
Cooling Method	Fan Cooling (Charging Module) & Liquid Cooling (Charging Cable)
Installation Type	Floor-standing

ISED Statement

English: This device complies with Industry Canada license-exempt RSS standard(s).
Operation is subject to the following two conditions: (1) This device may not cause interference, and (2) This d evice must accept any interference, including interference that may cause undesired operation of the device.
The digital apparatus complies with Canadian CAN ICES-3 (B)/NMB-3(B).

- French: Le présentappareilestconforme aux CNR d'Industrie Canada applicables aux appareils radio exempts de licence. L'exploitationestautorisée aux deux conditions suivantes: (1) l'appareil ne doit pas p roduire de brouillage, et (2) l'utilisateur de l'appareildoit accepter tout brouillageradioélectriquesubi, mêmesi le brouillageest susceptible d'encompromettre le fonctionnement.

This radio transmitter (ISED certification number: IC:32422-DC480KW02STX) has been approved by Industry Canada to operate with the antenna types listed with the maximum permissible gain indicated. Antenna types not included in this list, having a gain greater than the maximum gain indicated for that type, are strictly prohibited for use with this device.

Le présent émetteur radio (ISED certification number: IC:32422-DC480KW02STX) a été approuvé par Industrie Canada pour fonctionner avec les types d'antenne énumérés ci-dessous et ayant un gain admissible maximal. Les types d'antenne non inclus dans cette liste, et dont le gain est supérieur au gain maximal indiqué, sont strictement interdits pour l'exploitation de l'émetteur.

Radiation Exposure Statement

This equipment complies with Canada radiation exposure limits set forth for an uncontrolled environment. This equipment should be installed and operated with minimum distance 20cm between the radiator & your body.

Déclaration d'exposition aux radiations

Cet équipement est conforme Canada limites d'exposition aux radiations dans un environnement non contrôlé. Cet équipement doit être installé et utilisé à distance minimum de 20cm entre le radiateur et votre corps.