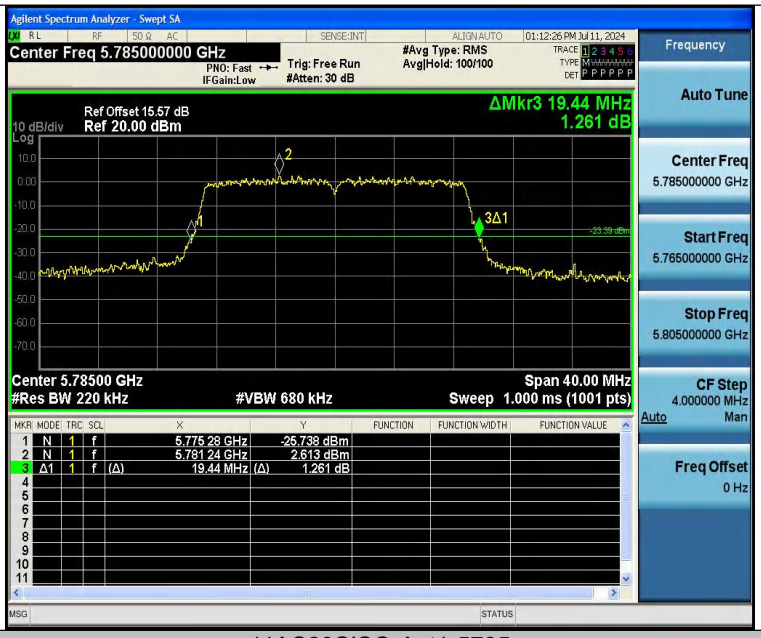

11AC20SISO-Ant1-5785

11AC20SISO-Ant1-5825

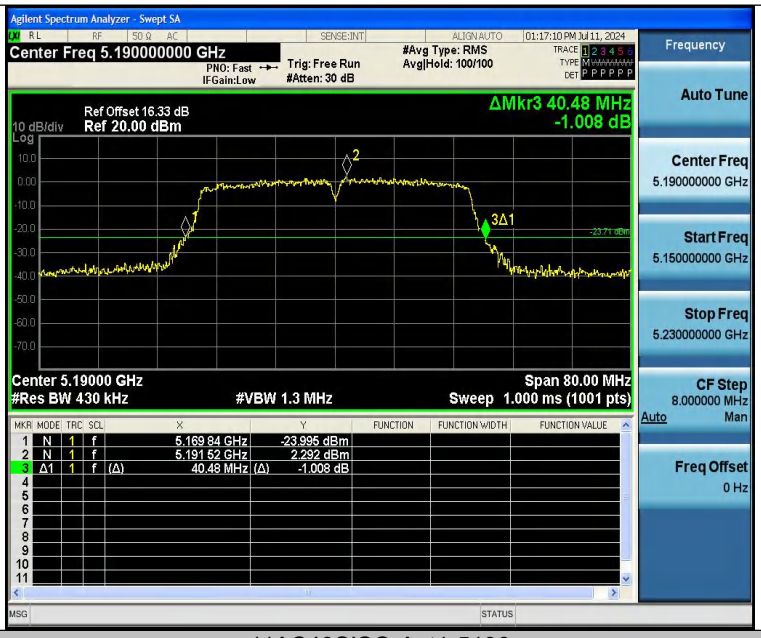

11AC40SISO-Ant1-5190

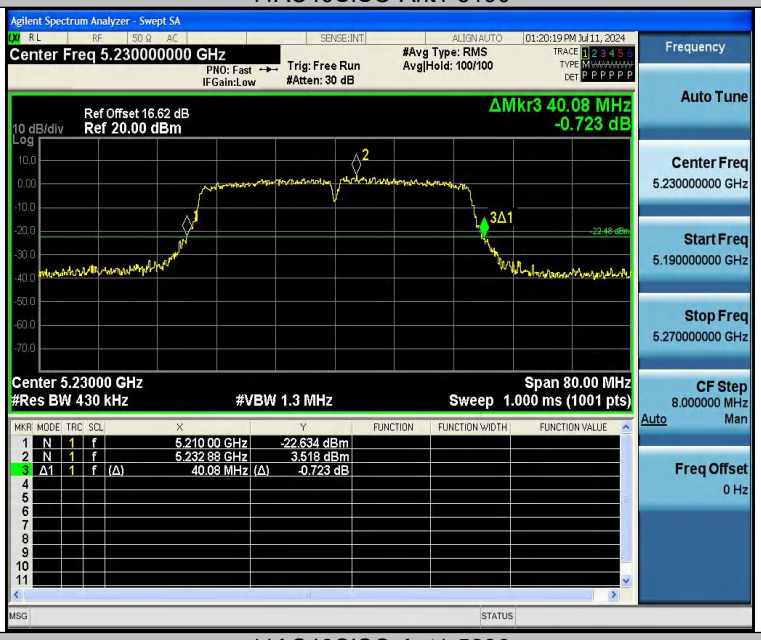

11AC40SISO-Ant1-5230

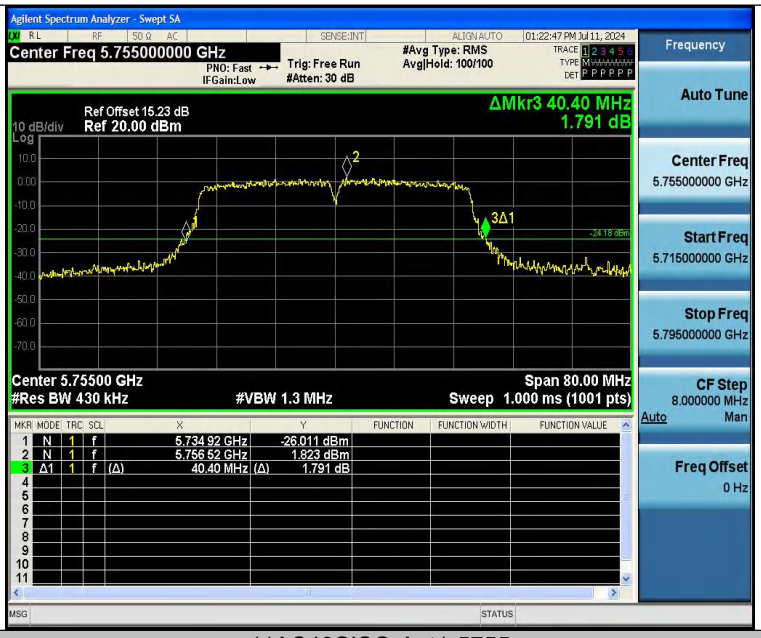

11AC40SISO-Ant1-5755

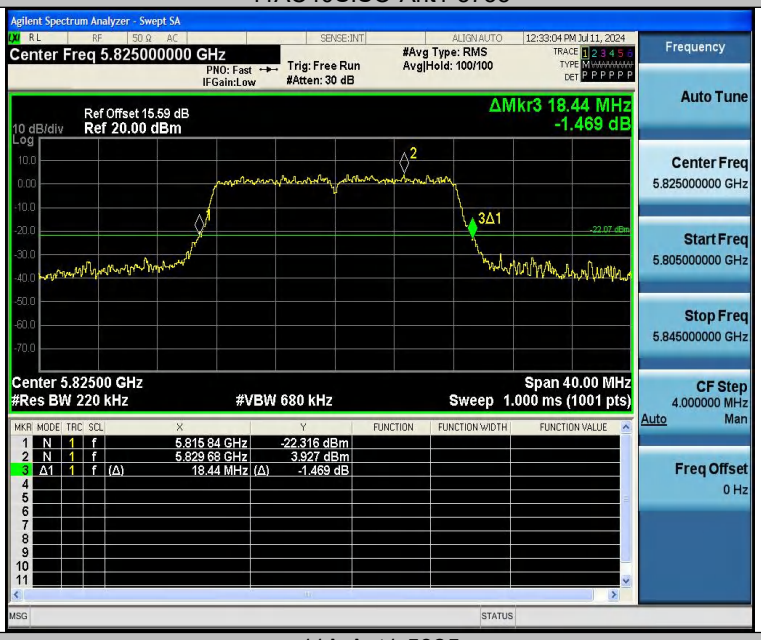

11A-Ant1-5825

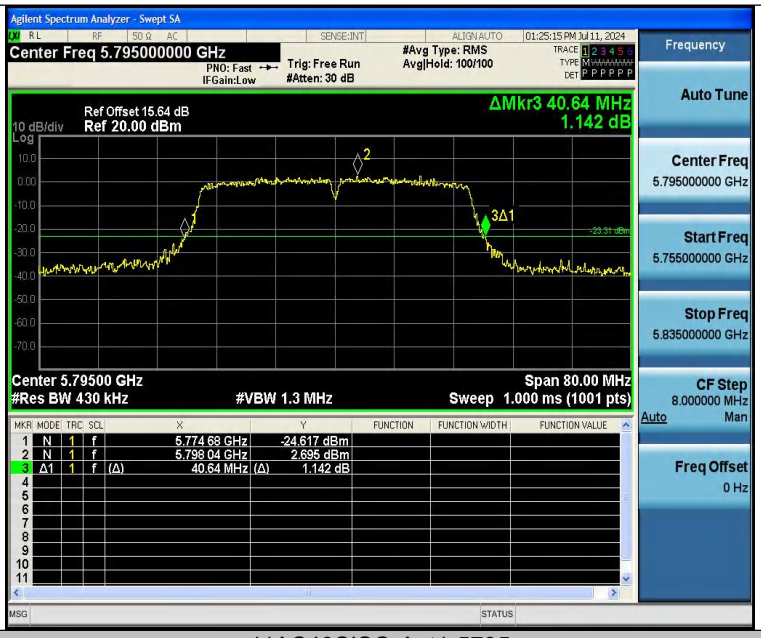

11AC40SISO-Ant1-5795

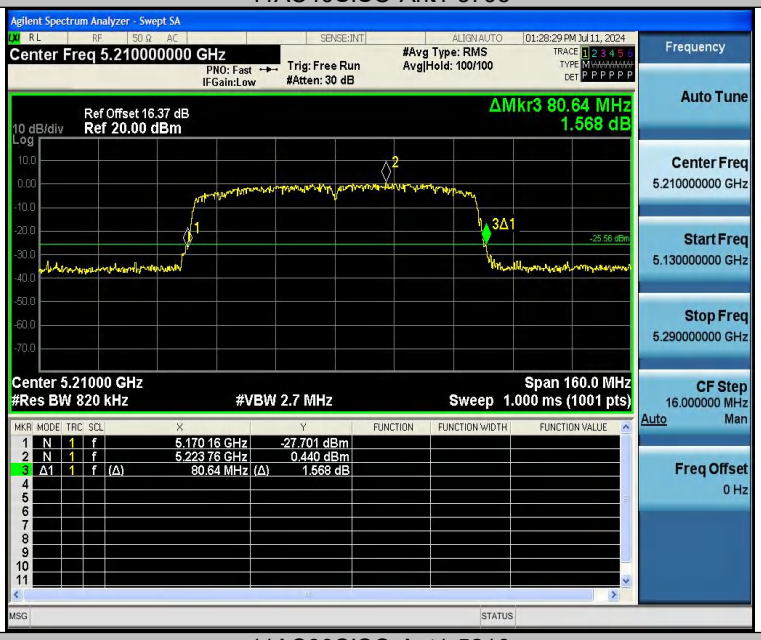

11AC80SISO-Ant1-5210

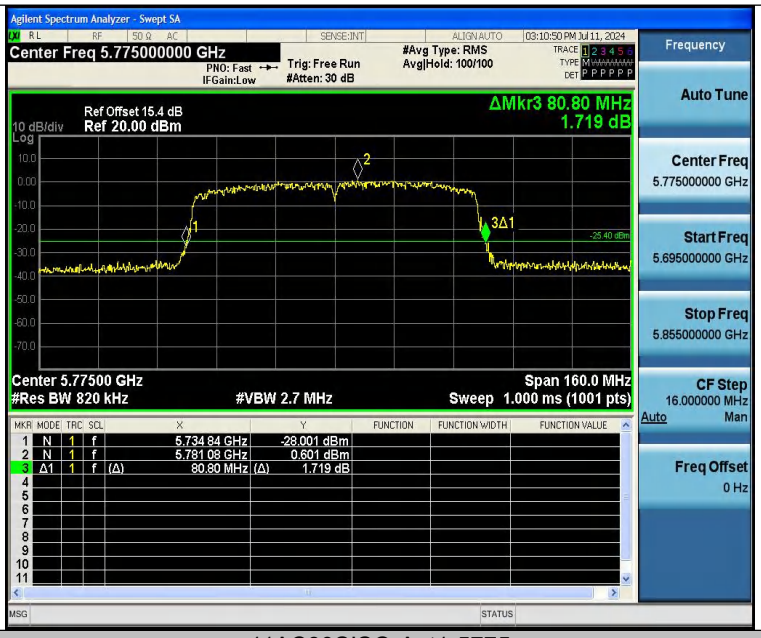

11AC80SISO-Ant1-5775

Min emission bandwidth Test Graphs:

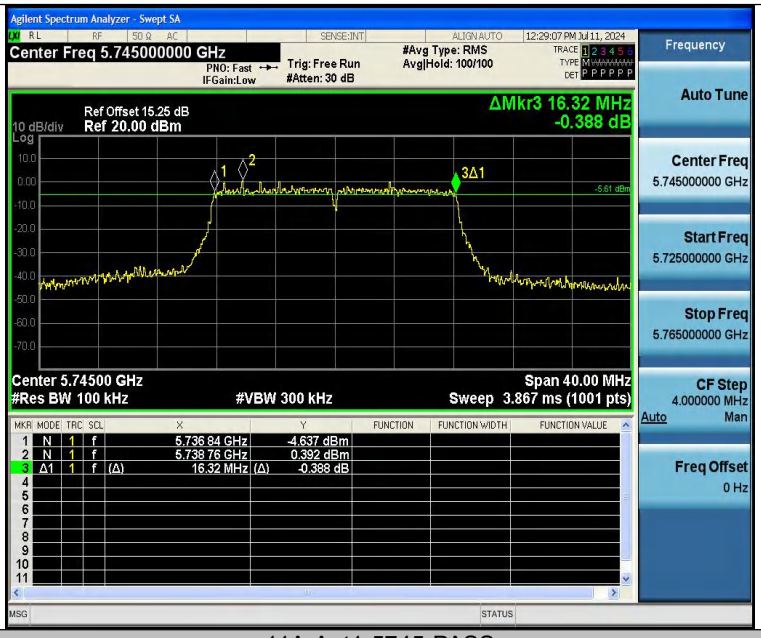

11A-Ant1-5745-PASS

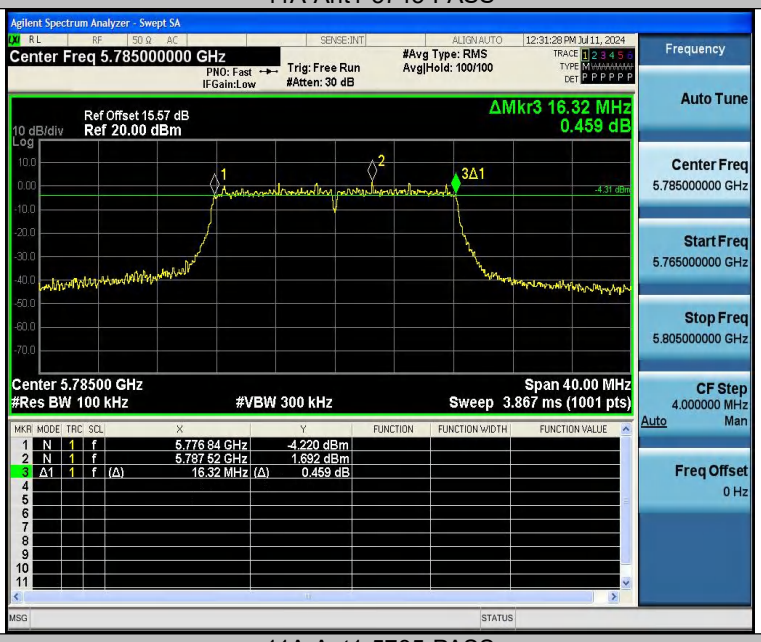

11A-Ant1-5785-PASS

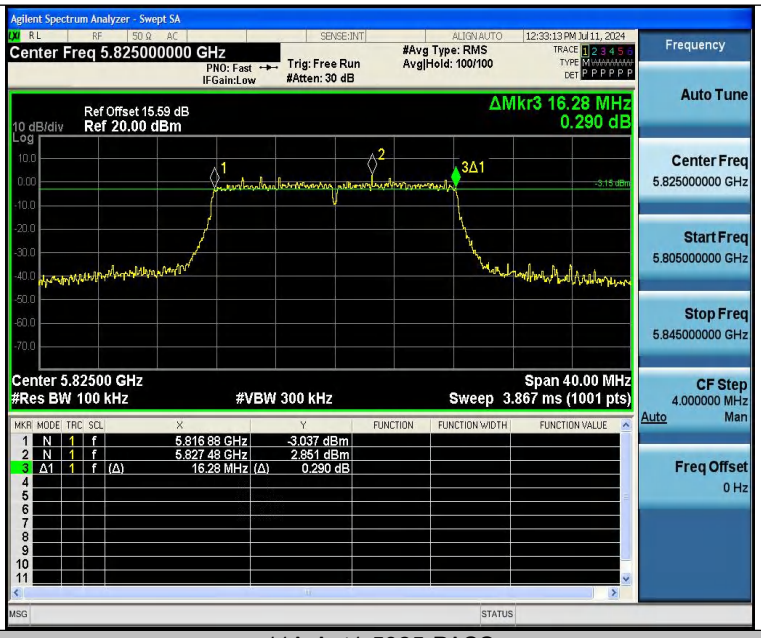

11A-Ant1-5825-PASS

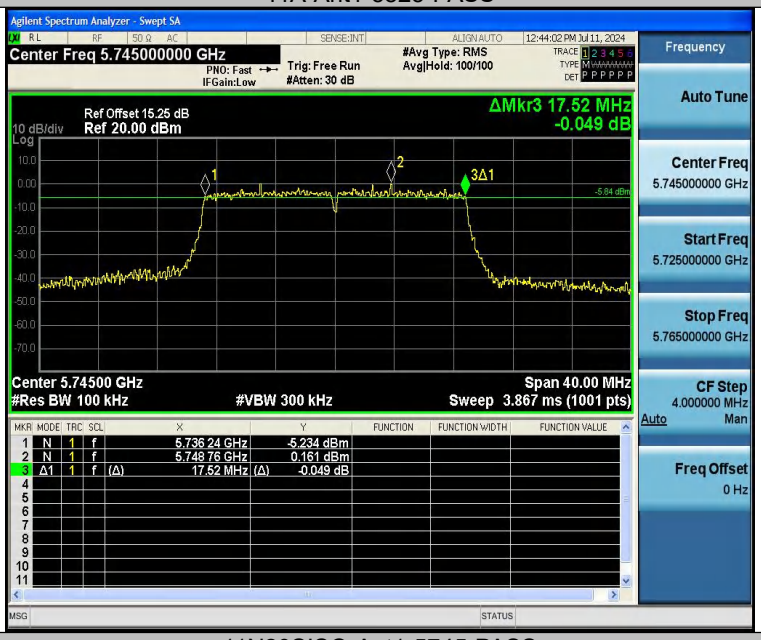

11N20SISO-Ant1-5745-PASS

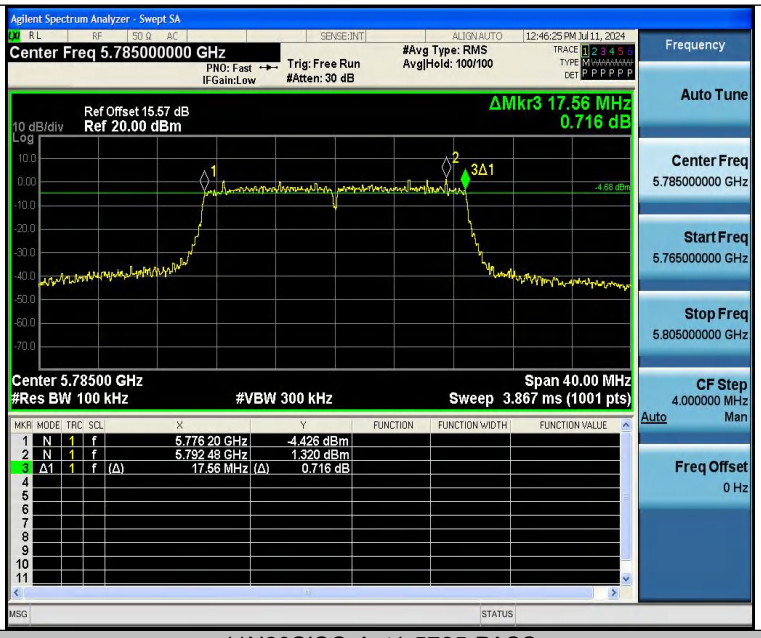

11N20SISO-Ant1-5785-PASS

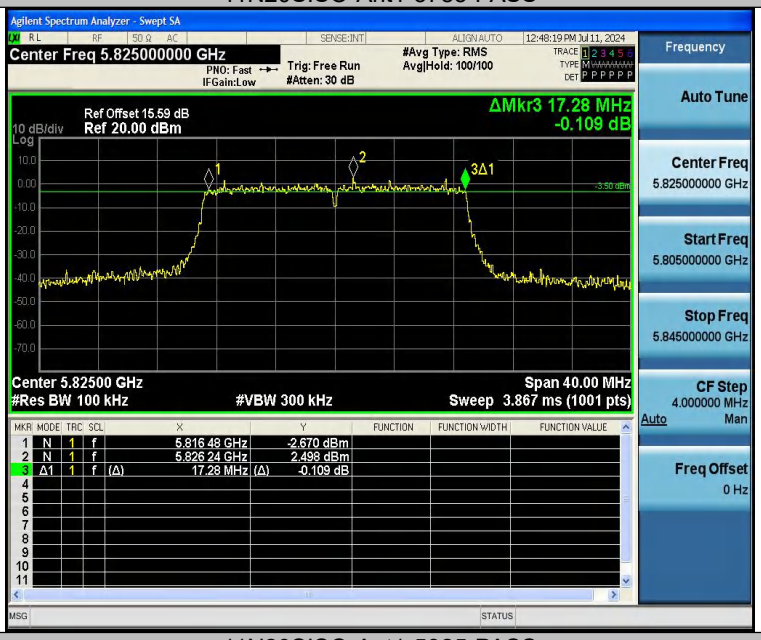

11N20SISO-Ant1-5825-PASS

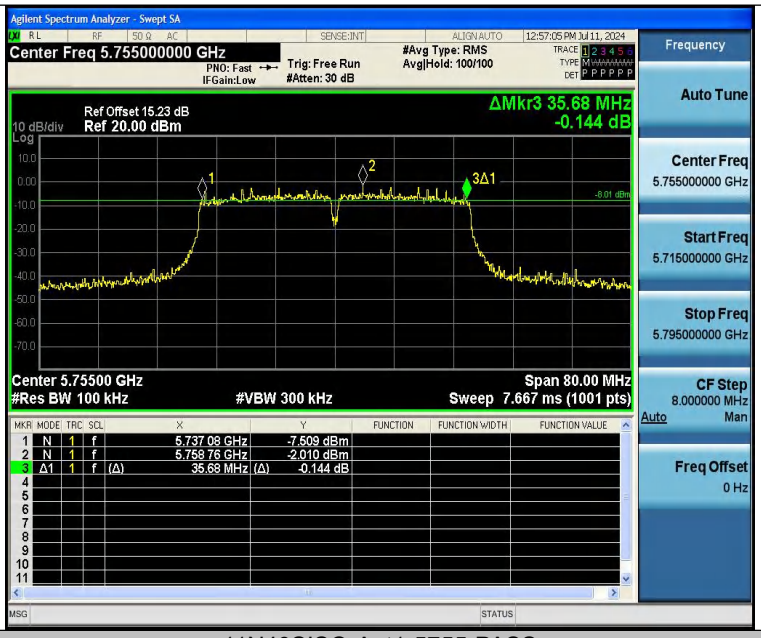

11N40SISO-Ant1-5755-PASS

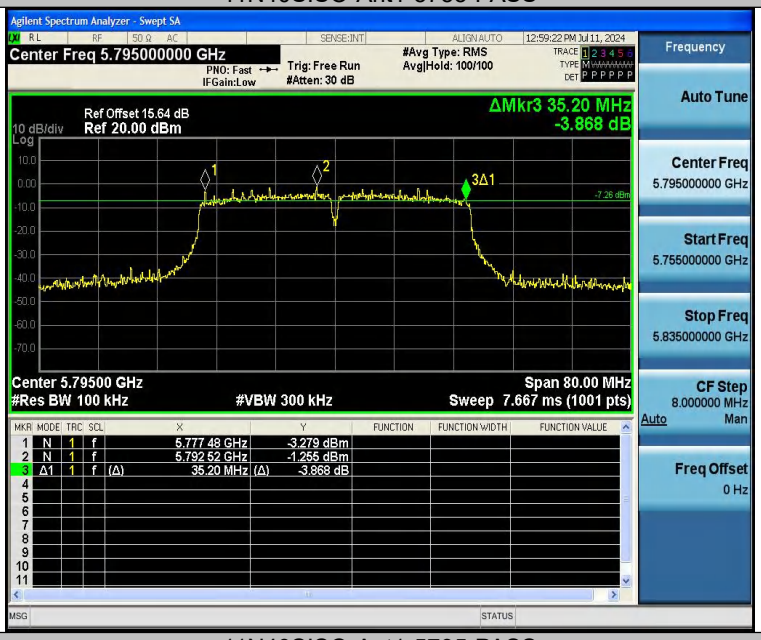

11N40SISO-Ant1-5795-PASS

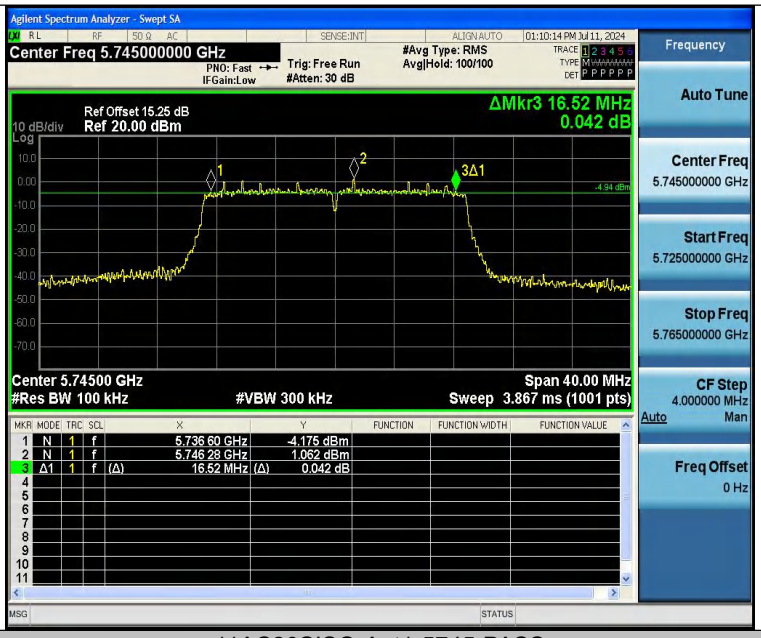

11AC20SISO-Ant1-5745-PASS

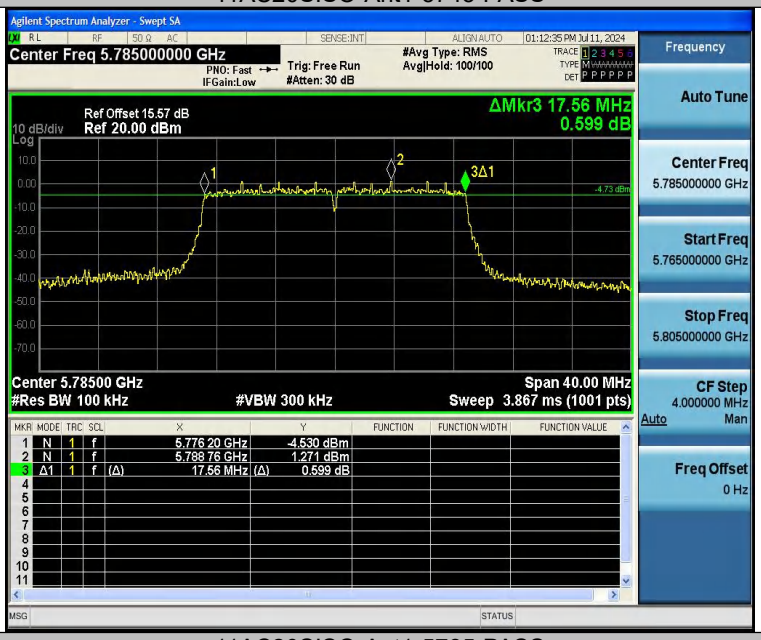

11AC20SISO-Ant1-5785-PASS

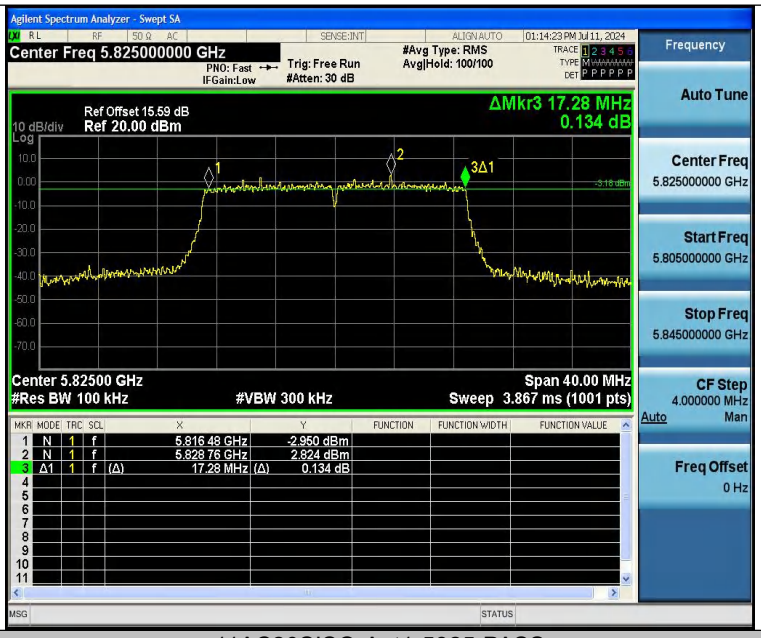

11AC20SISO-Ant1-5825-PASS

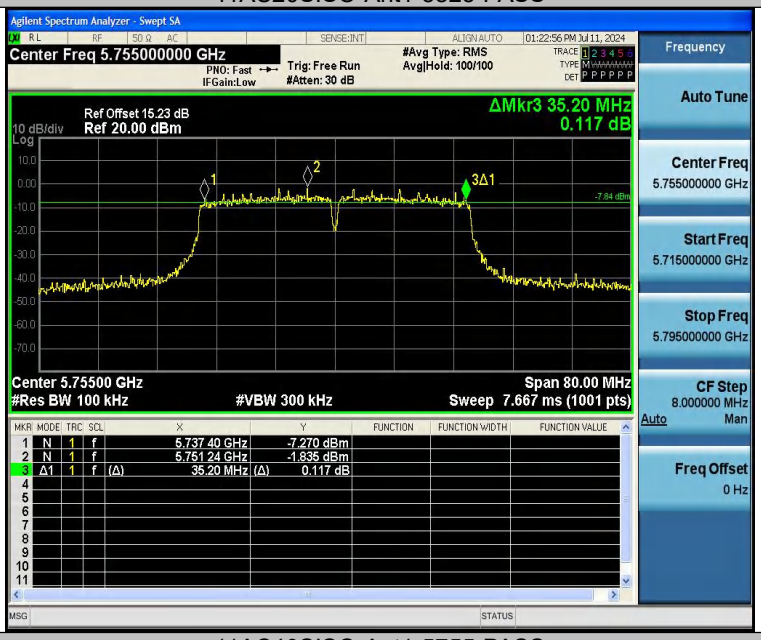

11AC40SISO-Ant1-5755-PASS

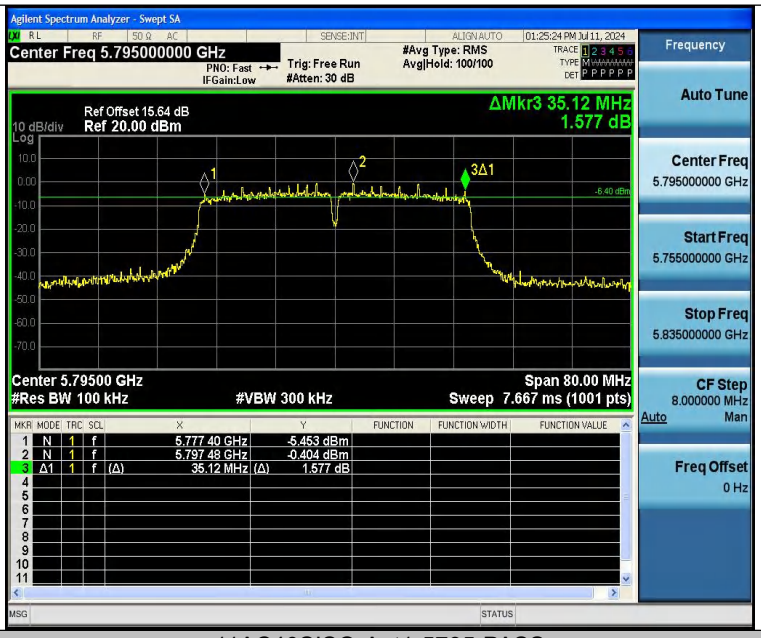

11AC40SISO-Ant1-5795-PASS

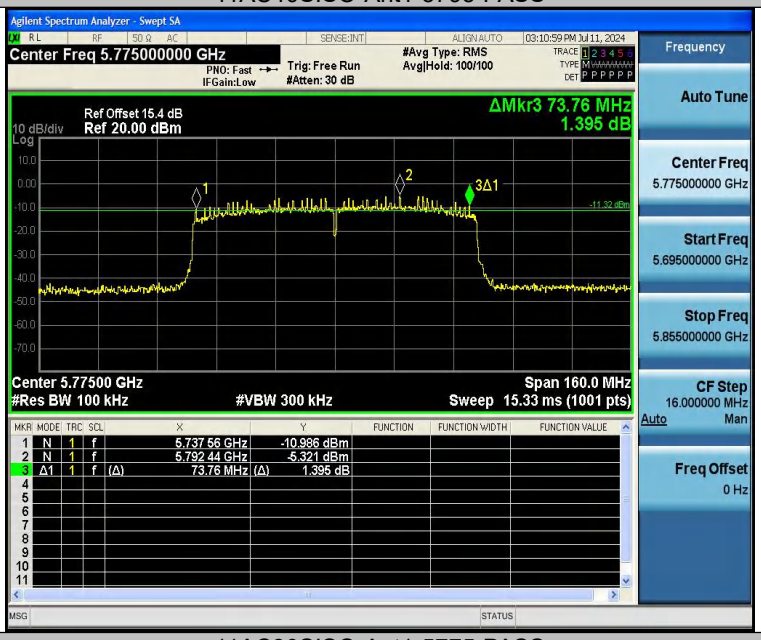

11AC80SISO-Ant1-5775-PASS

8 Maximum Conducted Output Power

Test Requirement	:	FCC CFR47 Part 15 Section 15.407(a)
Test Method	:	ANSI C63.10:2013
Test Limit	:	For client devices in the 5.15-5.25 GHz band, the maximum conducted output power over the frequency band of operation shall not exceed 250 mW provided the maximum antenna gain does not exceed 6 dBi. In addition, the maximum power spectral density shall not exceed 11 dBm in any 1 megahertz band. If transmitting antennas of directional gain greater than 6 dBi are used, both the maximum conducted output power and the maximum power spectral density shall be reduced by the amount in dB that the directional gain of the antenna exceeds 6 dBi. For the band 5.725-5.85 GHz, the maximum conducted output power over the frequency band of operation shall not exceed 1 W. In addition, the maximum power spectral density shall not exceed 30 dBm in any 500-kHz band. If transmitting antennas of directional gain greater than 6 dBi are used, both the maximum conducted output power and the maximum power spectral density shall be reduced by the amount in dB that the directional gain of the antenna exceeds 6 dBi. However, fixed point-to-point U-NII devices operating in this band may employ transmitting antennas with directional gain greater than 6 dBi without any corresponding reduction in transmitter conducted power. Fixed, point-to-point operations exclude the use of point-to multipoint systems, omnidirectional applications, and multiple collocated transmitters transmitting the same information. The operator of the U-NII device, or if the equipment is professionally installed, the installer, is responsible for ensuring that systems employing high gain directional antennas are used exclusively for fixed, point-to-point operations.

8.1 Test Setup

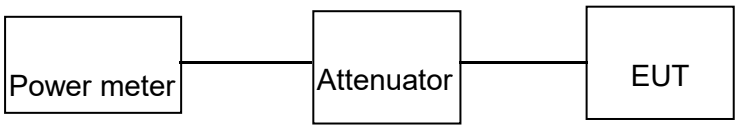

8.2 Test Procedure

According to KDB 789033 D02 General UNII Test Procedures New Rules v02r01, The use Power Meter 1. Place the EUT on a bench and set it in transmitting mode. 2. Remove the antenna from the EUT and then connect a low loss RF cable from the antenna port to a Power meter.

8.3 Test Result

Test Mode	Antenna	Frequency[MHz]	Conducted Output [dBm]	Limit [dBm]	Verdict
11A	Ant1	5180	12.40	≤23.98	PASS
11A	Ant1	5200	13.07	≤23.98	PASS
11A	Ant1	5240	14.03	≤23.98	PASS
11A	Ant1	5745	12.04	≤30.00	PASS
11A	Ant1	5785	13.04	≤30.00	PASS
11A	Ant1	5825	13.94	≤30.00	PASS
11N20SISO	Ant1	5180	12.29	≤23.98	PASS
11N20SISO	Ant1	5200	13.06	≤23.98	PASS
11N20SISO	Ant1	5240	14.06	≤23.98	PASS
11N20SISO	Ant1	5745	11.95	≤30.00	PASS
11N20SISO	Ant1	5785	13.04	≤30.00	PASS
11N20SISO	Ant1	5825	14.03	≤30.00	PASS
11N40SISO	Ant1	5190	12.55	≤23.98	PASS
11N40SISO	Ant1	5230	13.84	≤23.98	PASS
11N40SISO	Ant1	5755	12.43	≤30.00	PASS
11N40SISO	Ant1	5795	13.30	≤30.00	PASS
11AC20SISO	Ant1	5180	12.42	≤23.98	PASS
11AC20SISO	Ant1	5200	13.22	≤23.98	PASS
11AC20SISO	Ant1	5240	13.87	≤23.98	PASS
11AC20SISO	Ant1	5745	11.95	≤30.00	PASS
11AC20SISO	Ant1	5785	13.02	≤30.00	PASS
11AC20SISO	Ant1	5825	14.15	≤30.00	PASS
11AC40SISO	Ant1	5190	12.52	≤23.98	PASS
11AC40SISO	Ant1	5230	13.69	≤23.98	PASS
11AC40SISO	Ant1	5755	12.42	≤30.00	PASS
11AC40SISO	Ant1	5795	13.16	≤30.00	PASS
11AC80SISO	Ant1	5210	11.14	≤23.98	PASS
11AC80SISO	Ant1	5775	11.05	≤30.00	PASS

9 Power Spectral density

Test Requirement	:	FCC CFR47 Part 15 Section 15.2407(a)
Test Method	:	ANSI C63.10:2013
Test Limit	:	For client devices in the 5.15-5.25 GHz band, the maximum conducted output power over the frequency band of operation shall not exceed 250 mW provided the maximum antenna gain does not exceed 6 dBi. In addition, the maximum power spectral density shall not exceed 11 dBm in any 1 megahertz band. If transmitting antennas of directional gain greater than 6 dBi are used, both the maximum conducted output power and the maximum power spectral density shall be reduced by the amount in dB that the directional gain of the antenna exceeds 6 dBi.. For the band 5.725-5.85 GHz, the maximum conducted output power over the frequency band of operation shall not exceed 1 W. In addition, the maximum power spectral density shall not exceed 30 dBm in any 500-kHzband. If transmitting antennas of directional gain greater than 6 dBi are used, both the maximum conducted output power and the maximum power spectral density shall be reduced by the amount in dB that the directional gain of the antenna exceeds 6 dBi. However, fixed point-to-point U-NII devices operating in this band may employ transmitting antennas with directional gain greater than 6 dBi without any corresponding reduction in transmitter conducted power. Fixed, point-to-point operations exclude the use of point-tomultipoint systems, omnidirectional applications, and multiple collocated transmitters transmitting the same information. The operator of the U-NII device, or if the equipment is professionally installed, the installer, is responsible for ensuring that systems employing high gain directional antennas are used exclusively for fixed, point-to-point operations

9.1 Test Procedure

According to KDB 789033 D02 General UNII Test Procedures New Rules v02r01 and ANSI 63.10: 2013 Sec 10.3.7.For devices operating in the bands 5.15-5.25 GHz, 5.25-5.35 GHz, and 5.47-5.725 GHz, the above procedures make use of 1 MHz RBW to satisfy directly the 1 MHz reference bandwidth specified in Section 15.407(a)(5). For devices operating in the band 5.725-5.85 GHz, the rules specify a measurement bandwidth of 500 kHz. Many spectrum analyzers do not have 500 kHz RBW, thus a narrower RBW may need to be used. The rules permit the use of a RBWs less than 1 MHz, or 500 kHz, “provided that the measured power is integrated over the full reference bandwidth” to show the total power over the specified measurement bandwidth (i.e., 1 MHz, or 500 kHz). If measurements are performed using a reduced resolution bandwidth (< 1 MHz, or < 500 kHz) and integrated over 1 MHz, or 500 kHz bandwidth, the following adjustments to the procedures apply:

a) Set the RBW to 1 MHz.

b) Set the VBW to be at least 1 MHz (a VBW of 3 MHz is desirable).

c) Set the frequency span to examine the spectrum across a convenient frequency segment (e.g., 600 MHz).

d) Select the power averaging (rms) detector.

e) Set the sweep time so that there is no more than a 1 ms integration period over each measurement bin.

f) Care must be taken to ensure that the measurements are performed during a period of continuous transmission or are corrected upward for duty cycle.

9.2 Test Setup

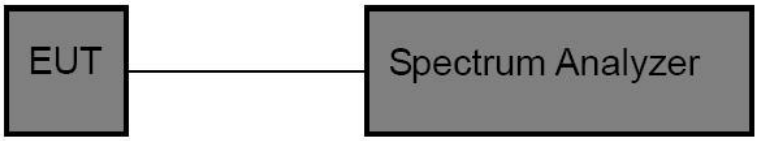

9.3 Test Result

Pre-scan has been conducted to determine the worst-case mode from all possible combinations between available modulations / data rates and antenna ports.

Following channel was selected for the final test as listed below

TestMode	Antenna	Frequency[MHz]	Result [dBm/MHz]	Limit[dBm/MHz]	Verdict
11A	Ant1	5180	1.75	≤11.00	PASS
11A	Ant1	5200	2.21	≤11.00	PASS
11A	Ant1	5240	3.19	≤11.00	PASS
11N20SISO	Ant1	5180	1.12	≤11.00	PASS
11N20SISO	Ant1	5200	2.34	≤11.00	PASS
11N20SISO	Ant1	5240	2.79	≤11.00	PASS
11N40SISO	Ant1	5190	-1.12	≤11.00	PASS
11N40SISO	Ant1	5230	-0.07	≤11.00	PASS
11AC20SISO	Ant1	5180	1.46	≤11.00	PASS
11AC20SISO	Ant1	5200	1.59	≤11.00	PASS
11AC20SISO	Ant1	5240	2.56	≤11.00	PASS
11AC40SISO	Ant1	5190	-0.8	≤11.00	PASS
11AC40SISO	Ant1	5230	0.12	≤11.00	PASS
11AC80SISO	Ant1	5210	-5.43	≤11.00	PASS

TestMode	Antenna	Frequency[MHz]	Result [dBm/300kHz]	Result [dBm/500kHz]	Result [dBm/500kHz]	Verdict
11A	Ant1	5745	1.75	3.97	≤30.00	PASS
11A	Ant1	5785	-1.94	0.28	≤30.00	PASS
11A	Ant1	5825	-0.67	1.55	≤30.00	PASS
11N20SISO	Ant1	5745	0.21	2.43	≤30.00	PASS
11N20SISO	Ant1	5785	-1.86	0.36	≤30.00	PASS
11N20SISO	Ant1	5825	-1.01	1.21	≤30.00	PASS
11N40SISO	Ant1	5755	0.07	2.29	≤30.00	PASS
11N40SISO	Ant1	5795	-3.98	-1.76	≤30.00	PASS
11AC20SISO	Ant1	5745	-3.11	-0.89	≤30.00	PASS
11AC20SISO	Ant1	5785	-2.49	-0.27	≤30.00	PASS
11AC20SISO	Ant1	5825	-0.52	1.70	≤30.00	PASS
11AC40SISO	Ant1	5755	0.01	2.23	≤30.00	PASS
11AC40SISO	Ant1	5795	-4.53	-2.31	≤30.00	PASS
11AC80SISO	Ant1	5775	-2.93	-0.71	≤30.00	PASS

Note：1.The Result and Limit Unit is dBm/500 kHz in the band 5.725–5.85 GHz.

2. in the band 5.725–5.85 GHz the test RBW select 300KHz,so the measured result corrected by Result+10 log (500 kHz/300kHz).

9.4 Antenna Requirement

For intentional device, according to FCC 47 CFR Section 15.203, an intentional radiator shall be designed to ensure that no antenna other than that furnished by the responsible party shall be used with the device. And according to FCC 47 CFR Section 15.247 (b), if transmitting antennas of directional gain greater than 6dBi are used, the power shall be reduced by the amount in dB that the directional gain of the antenna exceeds 6dBi.

9.5 Result

The EUT'S antenna, permanent attached antenna,is ROB Antenna. The antenna's gain is 3 dBi and meets the requirement.

10 Frequency Stability

Test Requirement	:	FCC Part15 E Section 15.407 (g)
Test Limit		Manufacturers of U-NII devices are responsible for ensuring frequency stability such that an emission is maintained within the band of operation under all conditions of normal operation as specified in the user's manual.

10.1 Test Procedure

1. The EUT is installed in an environment test chamber with external power source.
2. Set the chamber to operate at 50 centigrade and external power source to output at nominal voltage of EUT.
3. A sufficient stabilization period at each temperature is used prior to each frequency measurement.
4. When temperature is stabled, measure the frequency stability.
5. The test shall be performed under -30 to 50 centigrade and 85 to 115 percent of the nominal voltage. Change setting of chamber and external power source to complete all conditions.

10.2 Test Setup

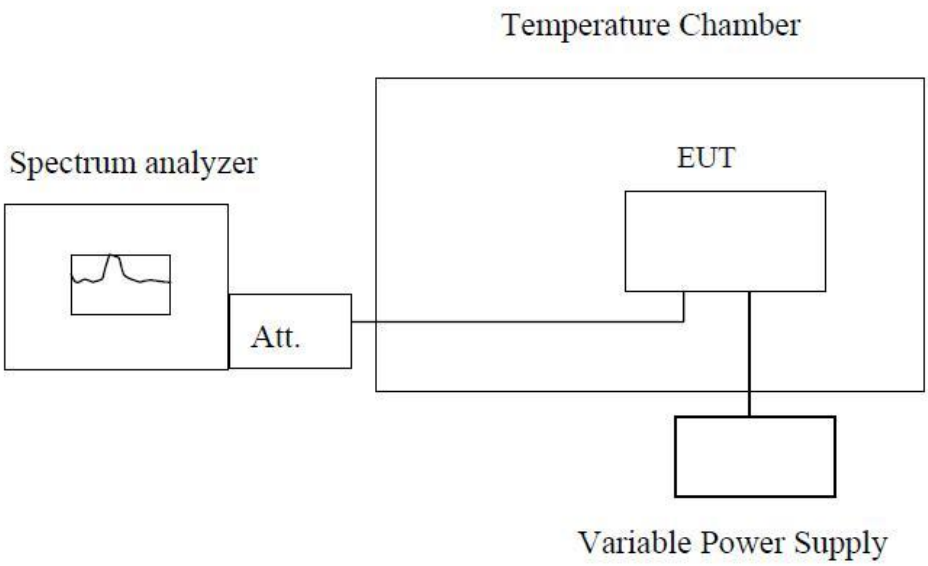

10.3 Test Result

TestMode	Antenna	Frequency[MHz]	Voltage [Vdc]	Temperature (℃)	Deviation (Hz)	Deviation (ppm)	Limit (ppm)	Verdict
11A	Ant1	5180	NV	NT	-24000.00	-4.633205	20	PASS
11A	Ant1	5180	LV	NT	-24000.00	-4.633205	20	PASS
11A	Ant1	5180	HV	NT	-24000.00	-4.633205	20	PASS
11A	Ant1	5200	NV	NT	-23000.00	-4.423077	20	PASS
11A	Ant1	5200	LV	NT	-23000.00	-4.423077	20	PASS
11A	Ant1	5200	HV	NT	-23000.00	-4.423077	20	PASS
11A	Ant1	5240	NV	NT	-23000.00	-4.389313	20	PASS
11A	Ant1	5240	LV	NT	-23000.00	-4.389313	20	PASS
11A	Ant1	5240	HV	NT	-24000.00	-4.580153	20	PASS
11A	Ant1	5745	NV	NT	-23000.00	-4.003481	20	PASS
11A	Ant1	5745	LV	NT	-24000.00	-4.177546	20	PASS
11A	Ant1	5745	HV	NT	-24000.00	-4.177546	20	PASS
11A	Ant1	5785	NV	NT	-25000.00	-4.321521	20	PASS
11A	Ant1	5785	LV	NT	-25000.00	-4.321521	20	PASS
11A	Ant1	5785	HV	NT	-25000.00	-4.321521	20	PASS
11A	Ant1	5825	NV	NT	-26000.00	-4.463519	20	PASS
11A	Ant1	5825	LV	NT	-26000.00	-4.463519	20	PASS
11A	Ant1	5825	HV	NT	-26000.00	-4.463519	20	PASS
11N20SISO	Ant1	5180	NV	NT	-20000.00	-3.861004	20	PASS
11N20SISO	Ant1	5180	LV	NT	-21000.00	-4.054054	20	PASS
11N20SISO	Ant1	5180	HV	NT	-21000.00	-4.054054	20	PASS
11N20SISO	Ant1	5200	NV	NT	-22000.00	-4.230769	20	PASS
11N20SISO	Ant1	5200	LV	NT	-22000.00	-4.230769	20	PASS
11N20SISO	Ant1	5785	LV	NT	-27000.00	-4.667243	20	PASS
11N20SISO	Ant1	5785	HV	NT	-27000.00	-4.667243	20	PASS
11N20SISO	Ant1	5825	NV	NT	-27000.00	-4.635193	20	PASS
11N20SISO	Ant1	5825	LV	NT	-27000.00	-4.635193	20	PASS
11N20SISO	Ant1	5825	HV	NT	-27000.00	-4.635193	20	PASS
11N40SISO	Ant1	5190	NV	NT	-23000.00	-4.431599	20	PASS
11N40SISO	Ant1	5190	LV	NT	-24000.00	-4.624277	20	PASS
11N40SISO	Ant1	5190	HV	NT	-24000.00	-4.624277	20	PASS
11N40SISO	Ant1	5230	NV	NT	-25000.00	-4.780115	20	PASS
11N40SISO	Ant1	5230	LV	NT	-25000.00	-4.780115	20	PASS
11N40SISO	Ant1	5230	HV	NT	-25000.00	-4.780115	20	PASS
11N20SISO	Ant1	5200	HV	NT	-23000.00	-4.423077	20	PASS
11N20SISO	Ant1	5240	NV	NT	-23000.00	-4.389313	20	PASS
11N20SISO	Ant1	5240	LV	NT	-23000.00	-4.389313	20	PASS
11N20SISO	Ant1	5240	HV	NT	-23000.00	-4.389313	20	PASS
11N20SISO	Ant1	5745	NV	NT	-26000.00	-4.525674	20	PASS
11N20SISO	Ant1	5745	LV	NT	-26000.00	-4.525674	20	PASS
11N20SISO	Ant1	5745	HV	NT	-26000.00	-4.525674	20	PASS
11N20SISO	Ant1	5785	NV	NT	-27000.00	-4.667243	20	PASS
11AC80SISO	Ant1	5775	NV	NT	-21000.00	-3.636364	20	PASS
11AC80SISO	Ant1	5775	LV	NT	-21000.00	-3.636364	20	PASS
11AC80SISO	Ant1	5775	HV	NT	-21000.00	-3.636364	20	PASS
11N40SISO	Ant1	5755	NV	NT	-29000.00	-5.039096	20	PASS
11N40SISO	Ant1	5755	LV	NT	-29000.00	-5.039096	20	PASS
11N40SISO	Ant1	5755	HV	NT	-29000.00	-5.039096	20	PASS

11N40SISO	Ant1	5795	NV	NT	-29000.00	-5.004314	20	PASS
11N40SISO	Ant1	5795	LV	NT	-29000.00	-5.004314	20	PASS
11N40SISO	Ant1	5795	HV	NT	-29000.00	-5.004314	20	PASS
11AC20SISO	Ant1	5180	NV	NT	-23000.00	-4.440154	20	PASS
11AC20SISO	Ant1	5180	LV	NT	-24000.00	-4.633205	20	PASS
11AC20SISO	Ant1	5180	HV	NT	-24000.00	-4.633205	20	PASS
11AC20SISO	Ant1	5200	NV	NT	-25000.00	-4.807692	20	PASS
11AC20SISO	Ant1	5200	LV	NT	-26000.00	-5.000000	20	PASS
11AC20SISO	Ant1	5200	HV	NT	-26000.00	-5.000000	20	PASS
11AC20SISO	Ant1	5240	NV	NT	-20000.00	-3.816794	20	PASS
11AC20SISO	Ant1	5240	LV	NT	-21000.00	-4.007634	20	PASS
11AC20SISO	Ant1	5240	HV	NT	-21000.00	-4.007634	20	PASS
11AC20SISO	Ant1	5745	NV	NT	-23000.00	-4.003481	20	PASS
11AC20SISO	Ant1	5745	LV	NT	-23000.00	-4.003481	20	PASS
11AC20SISO	Ant1	5745	HV	NT	-24000.00	-4.177546	20	PASS
11AC20SISO	Ant1	5785	NV	NT	-25000.00	-4.321521	20	PASS
11AC20SISO	Ant1	5785	LV	NT	-26000.00	-4.494382	20	PASS
11AC20SISO	Ant1	5785	HV	NT	-26000.00	-4.494382	20	PASS
11AC20SISO	Ant1	5825	NV	NT	-27000.00	-4.635193	20	PASS
11AC20SISO	Ant1	5825	LV	NT	-27000.00	-4.635193	20	PASS
11AC20SISO	Ant1	5825	HV	NT	-28000.00	-4.806867	20	PASS
11AC40SISO	Ant1	5190	NV	NT	-23000.00	-4.431599	20	PASS
11AC40SISO	Ant1	5190	LV	NT	-23000.00	-4.431599	20	PASS
11AC40SISO	Ant1	5190	HV	NT	-24000.00	-4.624277	20	PASS
11AC40SISO	Ant1	5230	NV	NT	-12000.00	-2.294455	20	PASS
11AC40SISO	Ant1	5230	LV	NT	-13000.00	-2.485660	20	PASS
11AC40SISO	Ant1	5230	HV	NT	-13000.00	-2.485660	20	PASS
11AC40SISO	Ant1	5755	NV	NT	-18000.00	-3.127715	20	PASS
11AC40SISO	Ant1	5755	LV	NT	-18000.00	-3.127715	20	PASS
11AC40SISO	Ant1	5755	HV	NT	-19000.00	-3.301477	20	PASS

11AC40SISO	Ant1	5795	NV	NT	-20000.00	-3.451251	20	PASS
11AC40SISO	Ant1	5795	LV	NT	-20000.00	-3.451251	20	PASS
11AC40SISO	Ant1	5795	HV	NT	-20000.00	-3.451251	20	PASS
11AC80SISO	Ant1	5210	NV	NT	-15000.00	-2.879079	20	PASS
11AC80SISO	Ant1	5210	LV	NT	-16000.00	-3.071017	20	PASS
11AC80SISO	Ant1	5210	HV	NT	-16000.00	-3.071017	20	PASS

Temperature								
TestMode	Antenna	Channel	Voltage [Vdc]	Temperature (℃)	Deviation (Hz)	Deviation (ppm)	Limit (ppm)	Verdict
11A	Ant1	5180	NV	-30	40000.00	7.722008	20	PASS
			NV	-20	40000.00	7.722008	20	PASS
			NV	-10	40000.00	7.722008	20	PASS
			NV	0	40000.00	7.722008	20	PASS
			NV	10	40000.00	7.722008	20	PASS
			NV	20	40000.00	7.722008	20	PASS
			NV	30	40000.00	7.722008	20	PASS
			NV	40	40000.00	7.722008	20	PASS
			NV	50	40000.00	7.722008	20	PASS
		5220	NV	-30	40000.00	7.662835	20	PASS
			NV	-20	40000.00	7.662835	20	PASS
			NV	-10	40000.00	7.662835	20	PASS
			NV	0	40000.00	7.662835	20	PASS
			NV	10	40000.00	7.662835	20	PASS
			NV	20	40000.00	7.662835	20	PASS
			NV	30	40000.00	7.662835	20	PASS
			NV	40	40000.00	7.662835	20	PASS
			NV	50	40000.00	7.662835	20	PASS
		5240	NV	-30	40000.00	7.633588	20	PASS
			NV	-20	40000.00	7.633588	20	PASS
			NV	-10	40000.00	7.633588	20	PASS
			NV	0	40000.00	7.633588	20	PASS
			NV	10	40000.00	7.633588	20	PASS
			NV	20	40000.00	7.633588	20	PASS
			NV	30	40000.00	7.633588	20	PASS
			NV	40	40000.00	7.633588	20	PASS
			NV	50	40000.00	7.633588	20	PASS
		5745	NV	-30	40000.00	6.962576	20	PASS
			NV	-20	40000.00	6.962576	20	PASS
			NV	-10	40000.00	6.962576	20	PASS
			NV	0	40000.00	6.962576	20	PASS
			NV	10	40000.00	6.962576	20	PASS
			NV	20	40000.00	6.962576	20	PASS
			NV	30	40000.00	6.962576	20	PASS
			NV	40	40000.00	6.962576	20	PASS
			NV	50	40000.00	6.962576	20	PASS
		5785	NV	-30	40000.00	6.914434	20	PASS
			NV	-20	40000.00	6.914434	20	PASS
			NV	-10	40000.00	6.914434	20	PASS
			NV	0	40000.00	6.914434	20	PASS
			NV	10	40000.00	6.914434	20	PASS
			NV	20	40000.00	6.914434	20	PASS
			NV	30	40000.00	6.914434	20	PASS
			NV	40	40000.00	6.914434	20	PASS
			NV	50	40000.00	6.914434	20	PASS
		5825	NV	-30	40000.00	6.866953	20	PASS
			NV	-20	40000.00	6.866953	20	PASS
			NV	-10	40000.00	6.866953	20	PASS
			NV	0	40000.00	6.866953	20	PASS
			NV	10	40000.00	6.866953	20	PASS
			NV	20	40000.00	6.866953	20	PASS

			NV	30	40000.00	6.866953	20	PASS
			NV	40	40000.00	6.866953	20	PASS
			NV	50	40000.00	6.866953	20	PASS
11N20SISO	Ant1	5180	NV	-30	40000.00	7.722008	20	PASS
			NV	-20	40000.00	7.722008	20	PASS
			NV	-10	40000.00	7.722008	20	PASS
			NV	0	40000.00	7.722008	20	PASS
			NV	10	40000.00	7.722008	20	PASS
			NV	20	40000.00	7.722008	20	PASS
			NV	30	40000.00	7.722008	20	PASS
			NV	40	40000.00	7.722008	20	PASS
			NV	50	40000.00	7.722008	20	PASS
		5220	NV	-30	40000.00	7.662835	20	PASS
			NV	-20	40000.00	7.662835	20	PASS
			NV	-10	40000.00	7.662835	20	PASS
			NV	0	40000.00	7.662835	20	PASS
			NV	10	40000.00	7.662835	20	PASS
			NV	20	40000.00	7.662835	20	PASS
			NV	30	40000.00	7.662835	20	PASS
			NV	40	40000.00	7.662835	20	PASS
			NV	50	40000.00	7.662835	20	PASS
		5240	NV	-30	40000.00	7.633588	20	PASS
			NV	-20	40000.00	7.633588	20	PASS
			NV	-10	40000.00	7.633588	20	PASS
			NV	0	40000.00	7.633588	20	PASS
			NV	10	40000.00	7.633588	20	PASS
			NV	20	40000.00	7.633588	20	PASS
			NV	30	40000.00	7.633588	20	PASS
			NV	40	40000.00	7.633588	20	PASS
			NV	50	40000.00	7.633588	20	PASS
		5745	NV	-30	40000.00	6.962576	20	PASS
			NV	-20	40000.00	6.962576	20	PASS
			NV	-10	40000.00	6.962576	20	PASS
			NV	0	40000.00	6.962576	20	PASS
			NV	10	40000.00	6.962576	20	PASS
			NV	20	40000.00	6.962576	20	PASS
			NV	30	40000.00	6.962576	20	PASS
			NV	40	40000.00	6.962576	20	PASS
			NV	50	40000.00	6.962576	20	PASS
		5785	NV	-30	40000.00	6.914434	20	PASS
			NV	-20	40000.00	6.914434	20	PASS
			NV	-10	40000.00	6.914434	20	PASS
			NV	0	40000.00	6.914434	20	PASS
			NV	10	40000.00	6.914434	20	PASS
			NV	20	40000.00	6.914434	20	PASS
			NV	30	40000.00	6.914434	20	PASS
			NV	40	40000.00	6.914434	20	PASS
			NV	50	40000.00	6.914434	20	PASS
		5825	NV	-30	40000.00	6.866953	20	PASS
			NV	-20	40000.00	6.866953	20	PASS
			NV	-10	40000.00	6.866953	20	PASS
			NV	0	40000.00	6.866953	20	PASS
			NV	10	40000.00	6.866953	20	PASS
			NV	20	40000.00	6.866953	20	PASS
			NV	30	40000.00	6.866953	20	PASS
			NV	40	40000.00	6.866953	20	PASS

			NV	50	40000.00	6.866953	20	PASS
11N40SISO	Ant1	5190	NV	-30	40000.00	7.707129	20	PASS
			NV	-20	40000.00	7.707129	20	PASS
			NV	-10	40000.00	7.707129	20	PASS
			NV	0	40000.00	7.707129	20	PASS
			NV	10	40000.00	7.707129	20	PASS
			NV	20	40000.00	7.707129	20	PASS
			NV	30	40000.00	7.707129	20	PASS
			NV	40	40000.00	7.707129	20	PASS
			NV	50	40000.00	7.707129	20	PASS
		5230	NV	-30	40000.00	7.648184	20	PASS
			NV	-20	40000.00	7.648184	20	PASS
			NV	-10	40000.00	7.648184	20	PASS
			NV	0	40000.00	7.648184	20	PASS
			NV	10	40000.00	7.648184	20	PASS
			NV	20	40000.00	7.648184	20	PASS
			NV	30	40000.00	7.648184	20	PASS
			NV	40	40000.00	7.648184	20	PASS
			NV	50	40000.00	7.648184	20	PASS
		5755	NV	-30	40000.00	6.950478	20	PASS
			NV	-20	40000.00	6.950478	20	PASS
			NV	-10	40000.00	6.950478	20	PASS
			NV	0	40000.00	6.950478	20	PASS
			NV	10	40000.00	6.950478	20	PASS
			NV	20	40000.00	6.950478	20	PASS
			NV	30	40000.00	6.950478	20	PASS
			NV	40	40000.00	6.950478	20	PASS
			NV	50	40000.00	6.950478	20	PASS
		5795	NV	-30	40000.00	6.902502	20	PASS
			NV	-20	40000.00	6.902502	20	PASS
			NV	-10	40000.00	6.902502	20	PASS
			NV	0	40000.00	6.902502	20	PASS
			NV	10	40000.00	6.902502	20	PASS
			NV	20	40000.00	6.902502	20	PASS
			NV	30	40000.00	6.902502	20	PASS
			NV	40	40000.00	6.902502	20	PASS
			NV	50	40000.00	6.902502	20	PASS
11AC20SISO	Ant1	5180	NV	-30	40000.00	7.722008	20	PASS
			NV	-20	40000.00	7.722008	20	PASS
			NV	-10	40000.00	7.722008	20	PASS
			NV	0	40000.00	7.722008	20	PASS
			NV	10	40000.00	7.722008	20	PASS
			NV	20	40000.00	7.722008	20	PASS
			NV	30	40000.00	7.722008	20	PASS
			NV	40	40000.00	7.722008	20	PASS
			NV	50	40000.00	7.722008	20	PASS
		5220	NV	-30	40000.00	7.662835	20	PASS
			NV	-20	40000.00	7.662835	20	PASS
			NV	-10	40000.00	7.662835	20	PASS
			NV	0	40000.00	7.662835	20	PASS
			NV	10	40000.00	7.662835	20	PASS
			NV	20	40000.00	7.662835	20	PASS
			NV	30	40000.00	7.662835	20	PASS
			NV	40	40000.00	7.662835	20	PASS
			NV	50	40000.00	7.662835	20	PASS
		5240	NV	-30	40000.00	7.633588	20	PASS

			NV	-20	40000.00	7.633588	20	PASS
			NV	-10	40000.00	7.633588	20	PASS
			NV	0	40000.00	7.633588	20	PASS
			NV	10	40000.00	7.633588	20	PASS
			NV	20	40000.00	7.633588	20	PASS
			NV	30	40000.00	7.633588	20	PASS
			NV	40	40000.00	7.633588	20	PASS
			NV	50	40000.00	7.633588	20	PASS
		5745	NV	-30	40000.00	6.962576	20	PASS
			NV	-20	40000.00	6.962576	20	PASS
			NV	-10	40000.00	6.962576	20	PASS
			NV	0	40000.00	6.962576	20	PASS
			NV	10	40000.00	6.962576	20	PASS
			NV	20	40000.00	6.962576	20	PASS
			NV	30	40000.00	6.962576	20	PASS
			NV	40	40000.00	6.962576	20	PASS
			NV	50	40000.00	6.962576	20	PASS
		5785	NV	-30	40000.00	6.914434	20	PASS
			NV	-20	40000.00	6.914434	20	PASS
			NV	-10	40000.00	6.914434	20	PASS
			NV	0	40000.00	6.914434	20	PASS
			NV	10	40000.00	6.914434	20	PASS
			NV	20	40000.00	6.914434	20	PASS
			NV	30	40000.00	6.914434	20	PASS
			NV	40	40000.00	6.914434	20	PASS
			NV	50	40000.00	6.914434	20	PASS
		5825	NV	-30	40000.00	6.866953	20	PASS
			NV	-20	40000.00	6.866953	20	PASS
			NV	-10	40000.00	6.866953	20	PASS
			NV	0	40000.00	6.866953	20	PASS
			NV	10	40000.00	6.866953	20	PASS
			NV	20	40000.00	6.866953	20	PASS
			NV	30	40000.00	6.866953	20	PASS
			NV	40	40000.00	6.866953	20	PASS
			NV	50	40000.00	6.866953	20	PASS
11AC40SISO	Ant1	5190	NV	-30	40000.00	7.707129	20	PASS
			NV	-20	40000.00	7.707129	20	PASS
			NV	-10	40000.00	7.707129	20	PASS
			NV	0	40000.00	7.707129	20	PASS
			NV	10	40000.00	7.707129	20	PASS
			NV	20	40000.00	7.707129	20	PASS
			NV	30	40000.00	7.707129	20	PASS
			NV	40	40000.00	7.707129	20	PASS
			NV	50	40000.00	7.707129	20	PASS
		5230	NV	-30	40000.00	7.648184	20	PASS
			NV	-20	40000.00	7.648184	20	PASS
			NV	-10	40000.00	7.648184	20	PASS
			NV	0	40000.00	7.648184	20	PASS
			NV	10	40000.00	7.648184	20	PASS
			NV	20	40000.00	7.648184	20	PASS
			NV	30	40000.00	7.648184	20	PASS
			NV	40	40000.00	7.648184	20	PASS
			NV	50	40000.00	7.648184	20	PASS
		5755	NV	-30	40000.00	6.950478	20	PASS
			NV	-20	40000.00	6.950478	20	PASS
			NV	-10	40000.00	6.950478	20	PASS

			NV	0	40000.00	6.950478	20	PASS
			NV	10	40000.00	6.950478	20	PASS
			NV	20	40000.00	6.950478	20	PASS
			NV	30	40000.00	6.950478	20	PASS
			NV	40	40000.00	6.950478	20	PASS
			NV	50	40000.00	6.950478	20	PASS
		5795	NV	-30	40000.00	6.902502	20	PASS
			NV	-20	40000.00	6.902502	20	PASS
			NV	-10	40000.00	6.902502	20	PASS
			NV	0	40000.00	6.902502	20	PASS
			NV	10	40000.00	6.902502	20	PASS
			NV	20	40000.00	6.902502	20	PASS
			NV	30	40000.00	6.902502	20	PASS
			NV	40	40000.00	6.902502	20	PASS
			NV	50	40000.00	6.902502	20	PASS
11AC80SISO	Ant1	5210	NV	-30	0.00	0.000000	20	PASS
			NV	-20	0.00	0.000000	20	PASS
			NV	-10	0.00	0.000000	20	PASS
			NV	0	0.00	0.000000	20	PASS
			NV	10	0.00	0.000000	20	PASS
			NV	20	0.00	0.000000	20	PASS
			NV	30	0.00	0.000000	20	PASS
			NV	40	0.00	0.000000	20	PASS
			NV	50	0.00	0.000000	20	PASS
		5775	NV	-30	0.00	0.000000	20	PASS
			NV	-20	0.00	0.000000	20	PASS
			NV	-10	0.00	0.000000	20	PASS
			NV	0	0.00	0.000000	20	PASS
			NV	10	0.00	0.000000	20	PASS
			NV	20	0.00	0.000000	20	PASS
			NV	30	0.00	0.000000	20	PASS
			NV	40	0.00	0.000000	20	PASS
			NV	50	0.00	0.000000	20	PASS

11 Test Setup

Conducted Emissions

Radiated Spurious Emissions
From 30MHz-1000MHz

Test frequency from Above 1GHz



12 EUT PHOTOS












540mA
231011






T3
UART6
UART7
MIC1
MIC2
UART2
SPK
WIFI






ICI2510_C3.P3.V1




UART6
UART2
WIFI


AIC8800D
2401-43
TPFX45.00
P3PA15.00
F027.014
5522
2407


XY-AP15M


XY-AP15H
USB AUDIO
SPK1
SPK2
DC:8-24V
KOSLO卡西诺


KOSLO卡西诺




MORNSUN


KOSLO卡西洛


KOSLO卡西洛


HK5M-H215




A1021AU01PB01
ver1.0
+12V_IN
GND
GND
12V_Audio
12V_Screen
GND


C2
U1
C1
MORNSUN












KOSLO卡西洛


KOSLO卡西洛





********THE END REPORT********