Appendix Test Data

Report No.:	18220WC40089801	Test Sample No.:	1-2-2
Start Test Date:	2024.05.06	Finish Test Date:	2024.05.07
Test Engineer:	Joker Huang	Auditor:	Justin Feng
Temperature:	25.3℃	Relative Humidity:	48%
Pressure:	101kPa		

Appendix A: 20dB Bandwidth

Test Result

TestMode	Antenna	Frequency[MHz]	20db EBW[MHz]	FL[MHz]	FH[MHz]	Limit[MHz]	Verdict
DH5	Ant1	2402	0.972	2401.445	2402.417	---	---
DH5	Ant1	2441	0.999	2440.421	2441.420	---	---
DH5	Ant1	2480	1.047	2479.409	2480.456	---	---
2DH5	Ant1	2402	1.356	2401.250	2402.606	---	---
2DH5	Ant1	2441	1.347	2440.259	2441.606	---	---
2DH5	Ant1	2480	1.353	2479.247	2480.600	---	---
3DH5	Ant1	2402	1.314	2401.274	2402.588	---	---
3DH5	Ant1	2441	1.299	2440.277	2441.576	---	---
3DH5	Ant1	2480	1.272	2479.277	2480.549	---	---

Test Graphs

DH5-Ant1-2402

DH5-Ant1-2441

DH5-Ant1-2480

2DH5-Ant1-2402

2DH5-Ant1-2441

2DH5-Ant1-2480

3DH5-Ant1-2402

3DH5-Ant1-2441

3DH5-Ant1-2480

Appendix B: 99% Occupied Bandwidth

Test Result

TestMode	Antenna	Frequency[MHz]	OCB [MHz]	FL[MHz]	FH[MHz]	Limit[MHz]	Verdict
DH5	Ant1	2402	0.90184	2401.4723	2402.3742	---	---
DH5	Ant1	2441	0.90312	2440.4688	2441.3719	---	---
DH5	Ant1	2480	0.87786	2479.4712	2480.3491	---	---
2DH5	Ant1	2402	1.2107	2401.3231	2402.5338	---	---
2DH5	Ant1	2441	1.2048	2440.3240	2441.5288	---	---
2DH5	Ant1	2480	1.2169	2479.3153	2480.5322	---	---
3DH5	Ant1	2402	1.1925	2401.3284	2402.5209	---	---
3DH5	Ant1	2441	1.2117	2440.3199	2441.5316	---	---
3DH5	Ant1	2480	1.1952	2479.3247	2480.5199	---	---

Test Graphs

DH5-Ant1-2402

DH5-Ant1-2441

DH5-Ant1-2480

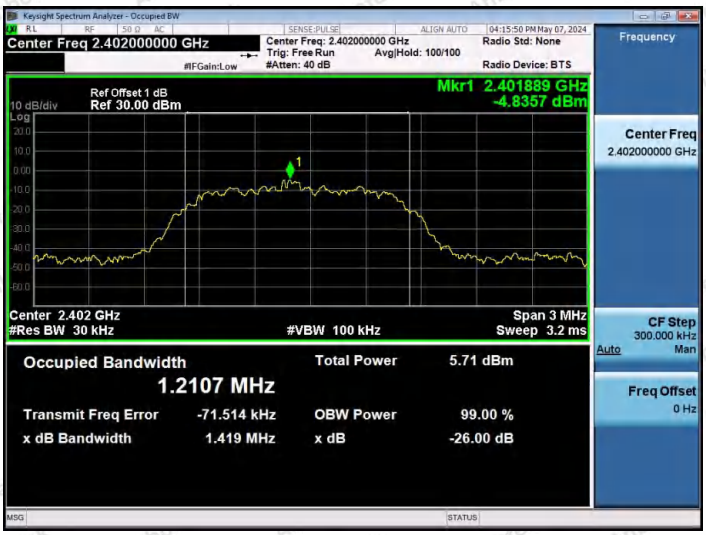

2DH5-Ant1-2402

2DH5-Ant1-2441

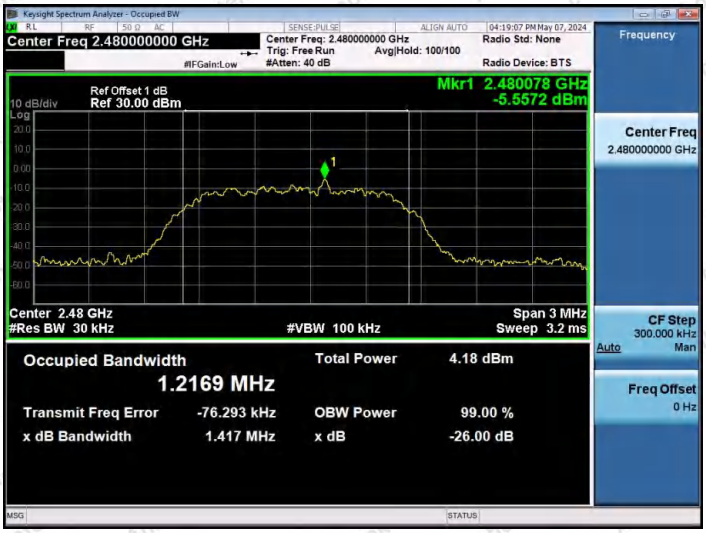

2DH5-Ant1-2480

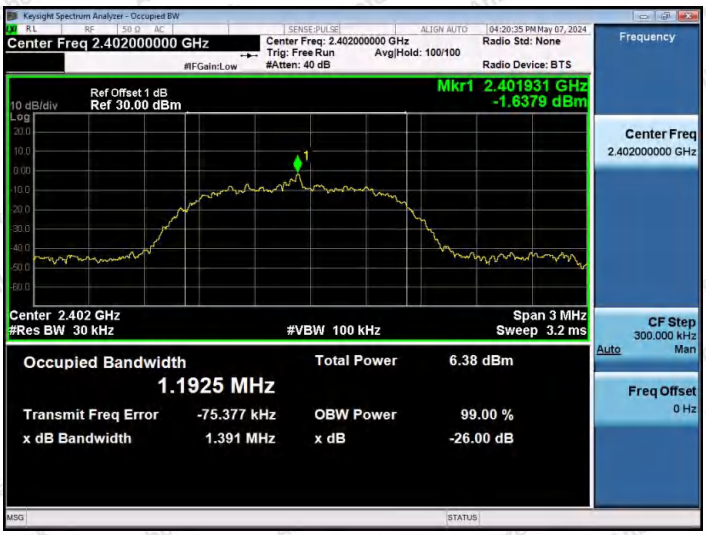

3DH5-Ant1-2402

3DH5-Ant1-2441

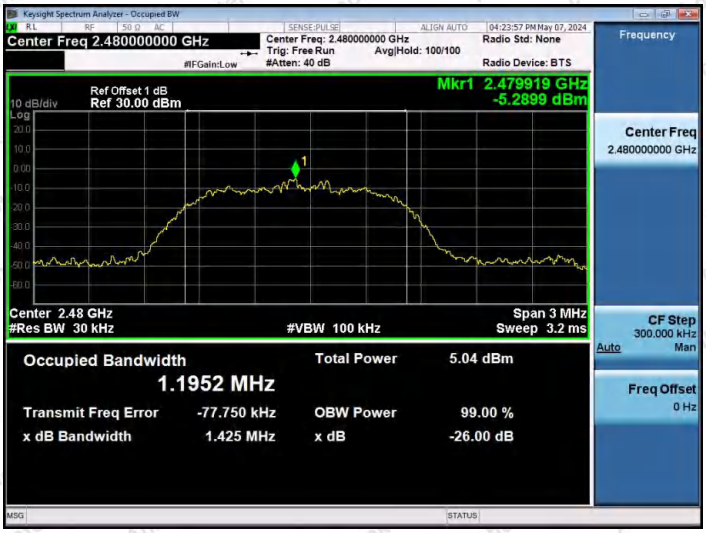

3DH5-Ant1-2480

Appendix C: Maximum Conducted Output Power

Test Result Peak

Test Mode	Antenna	Frequency[MHz]	Conducted Peak Power[dBm]	Conducted Limit[dBm]	Verdict
DH5	Ant1	2402	-0.66	≤20.97	PASS
DH5	Ant1	2441	-0.73	≤20.97	PASS
DH5	Ant1	2480	-1.02	≤20.97	PASS
2DH5	Ant1	2402	0.71	≤20.97	PASS
2DH5	Ant1	2441	0.46	≤20.97	PASS
2DH5	Ant1	2480	-0.42	≤20.97	PASS
3DH5	Ant1	2402	1.05	≤20.97	PASS
3DH5	Ant1	2441	0.85	≤20.97	PASS
3DH5	Ant1	2480	0.10	≤20.97	PASS

Test Graphs

DH5-Ant1-2402-PASS

DH5-Ant1-2441-PASS

DH5-Ant1-2480-PASS

2DH5-Ant1-2402-PASS

2DH5-Ant1-2441-PASS

2DH5-Ant1-2480-PASS

3DH5-Ant1-2402-PASS

3DH5-Ant1-2441-PASS

3DH5-Ant1-2480-PASS

Appendix D: Carrier frequency separation

Test Result

TestMode	Antenna	Frequency[MHz]	Result[MHz]	Limit[MHz]	Verdict
DH5	Ant1	Hop	1.00	≥0.698	PASS
2DH5	Ant1	Hop	1.03	≥0.904	PASS
3DH5	Ant1	Hop	1.00	≥0.876	PASS

Test Graphs

DH5-Ant1-Hop-PASS

2DH5-Ant1-Hop-PASS

3DH5-Ant1-Hop-PASS

Appendix E: Dwell Time

Test Result

TestMode	Antenna	Frequency[MHz]	BurstWidth [ms]	TotalHops [Num]	Result[s]	Limit[s]	Verdict
DH1	Ant1	Hop	0.381	313	0.119	≤0.4	PASS
DH3	Ant1	Hop	1.638	149	0.244	≤0.4	PASS
DH5	Ant1	Hop	2.885	107	0.309	≤0.4	PASS
2DH1	Ant1	Hop	0.388	315	0.122	≤0.4	PASS
2DH3	Ant1	Hop	1.640	151	0.248	≤0.4	PASS
2DH5	Ant1	Hop	2.888	100	0.289	≤0.4	PASS
3DH1	Ant1	Hop	0.388	315	0.122	≤0.4	PASS
3DH3	Ant1	Hop	1.639	148	0.243	≤0.4	PASS
3DH5	Ant1	Hop	2.889	98	0.283	≤0.4	PASS

Test Graphs

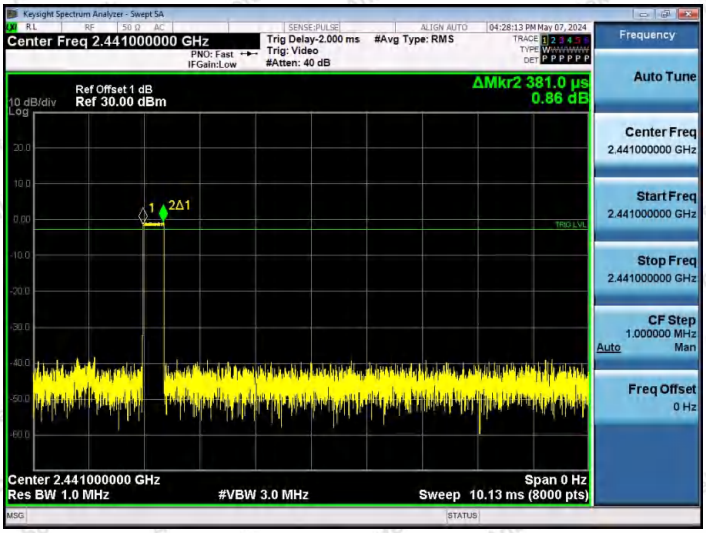

DH1-Ant1-Hop-PASS

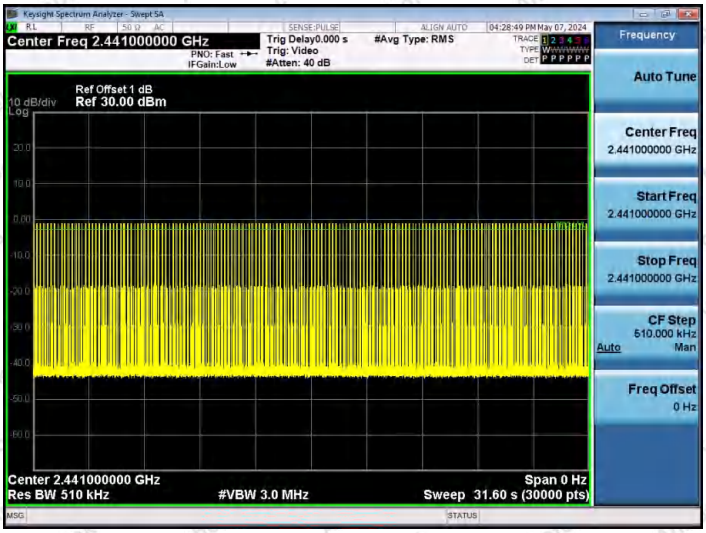

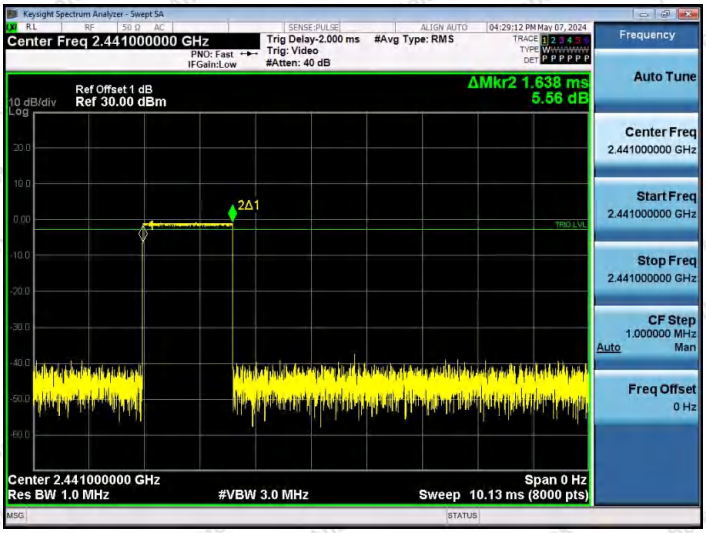

DH3-Ant1-Hop-PASS

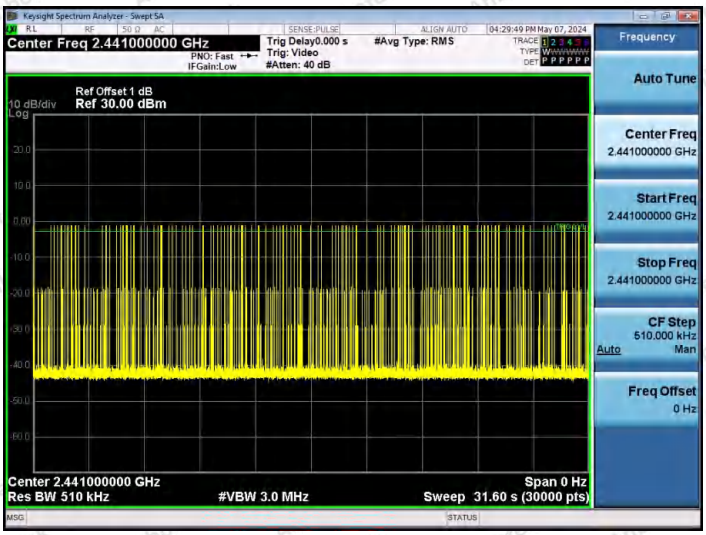

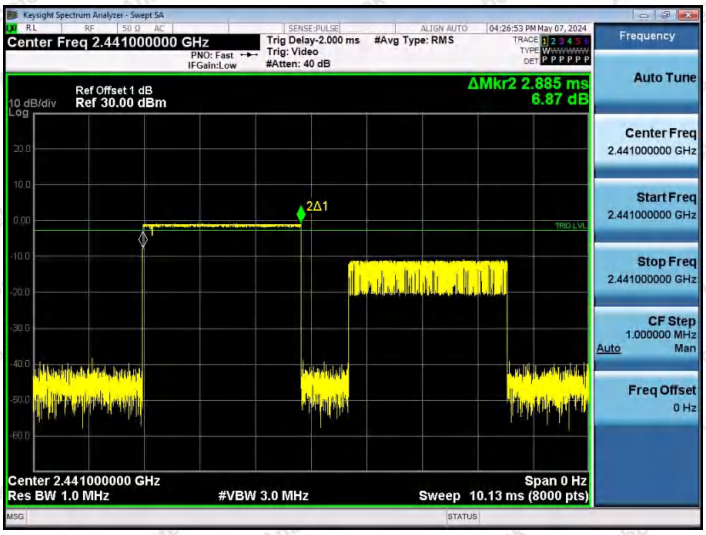

DH5-Ant1-Hop-PASS

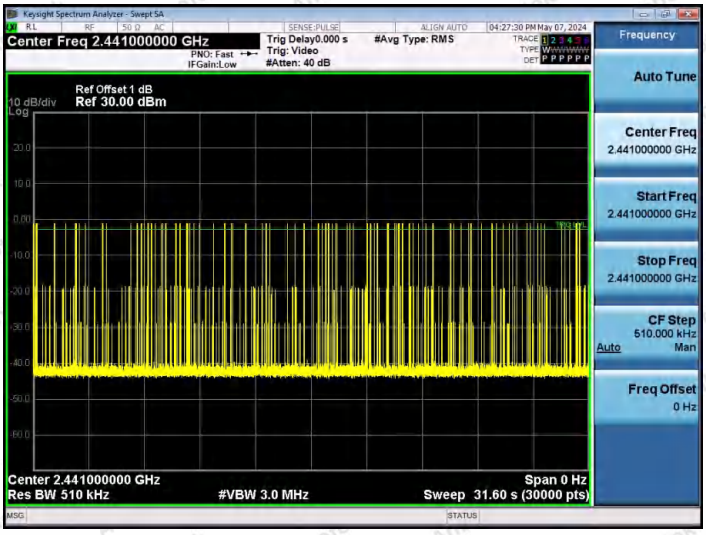

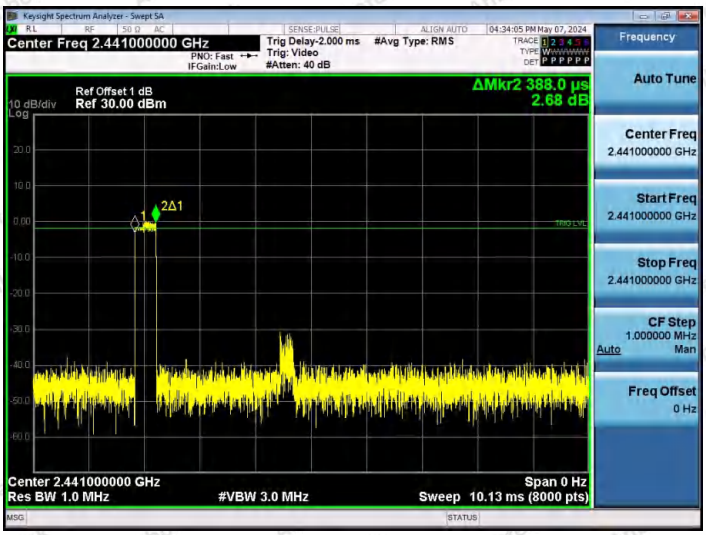

2DH1-Ant1-Hop-PASS

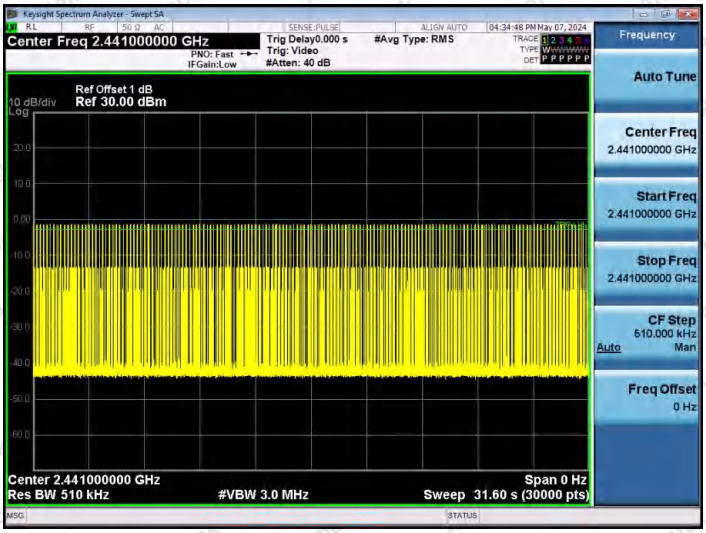

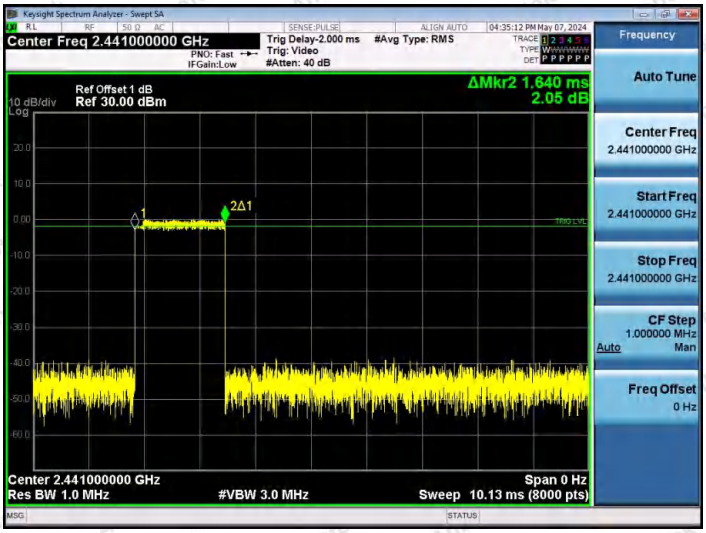

2DH3-Ant1-Hop-PASS

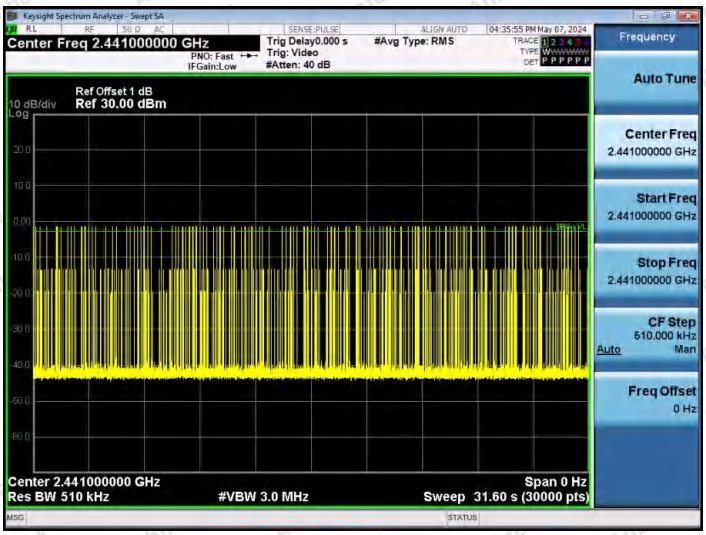

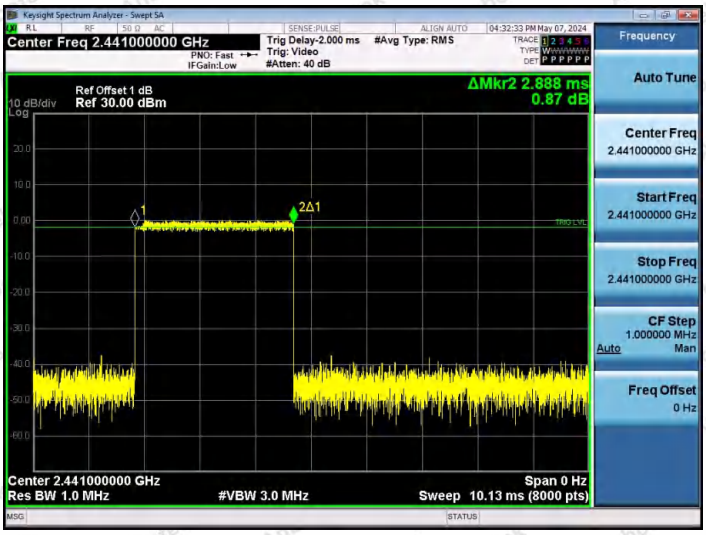

2DH5-Ant1-Hop-PASS

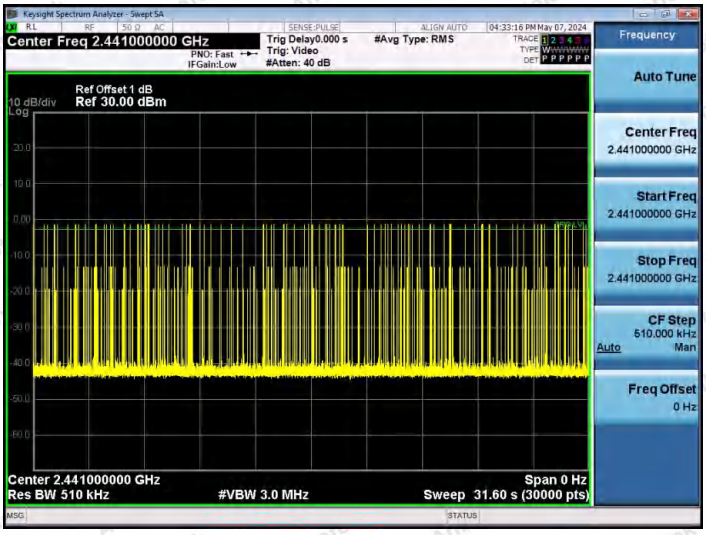

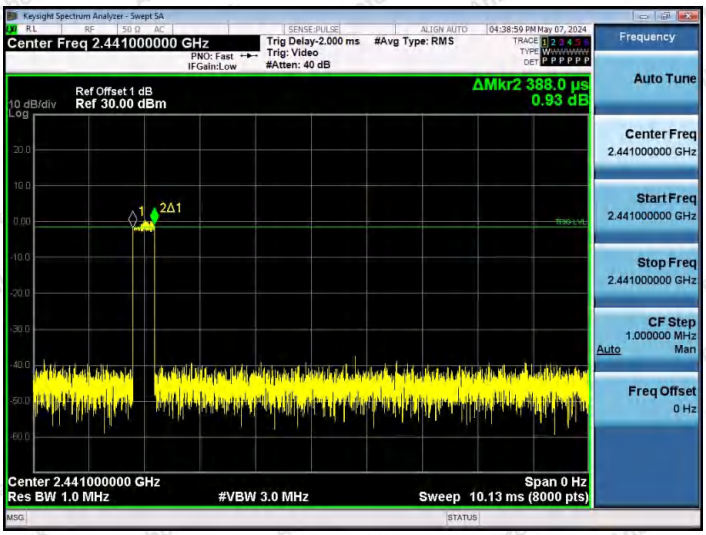

3DH1-Ant1-Hop-PASS

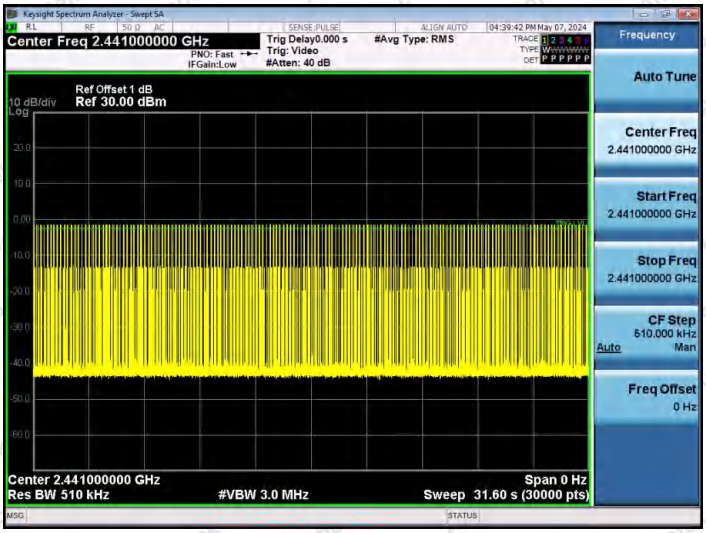

3DH3-Ant1-Hop-PASS

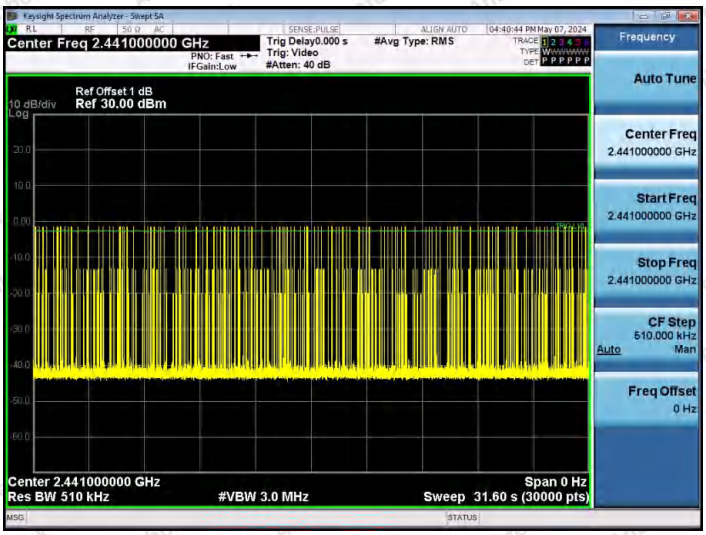

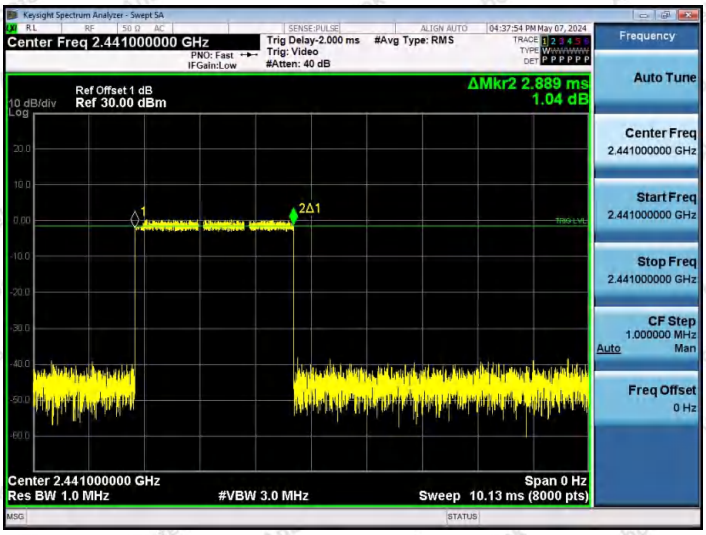

3DH5-Ant1-Hop-PASS

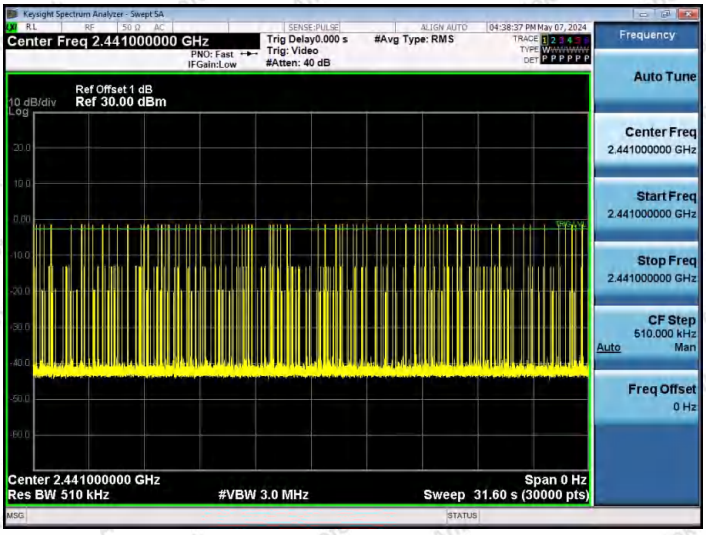

Appendix F: Number of Hopping Channel

Test Result

TestMode	Antenna	Frequency[MHz]	Result[Num]	Limit[Num]	Verdict
DH5	Ant1	Hop	79	≥15	PASS
2DH5	Ant1	Hop	79	≥15	PASS
3DH5	Ant1	Hop	79	≥15	PASS

Test Graphs

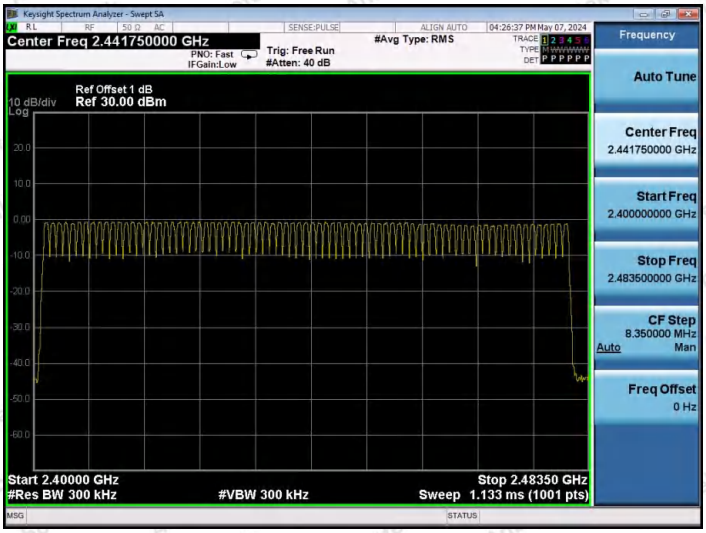

DH5-Ant1-Hop-PASS

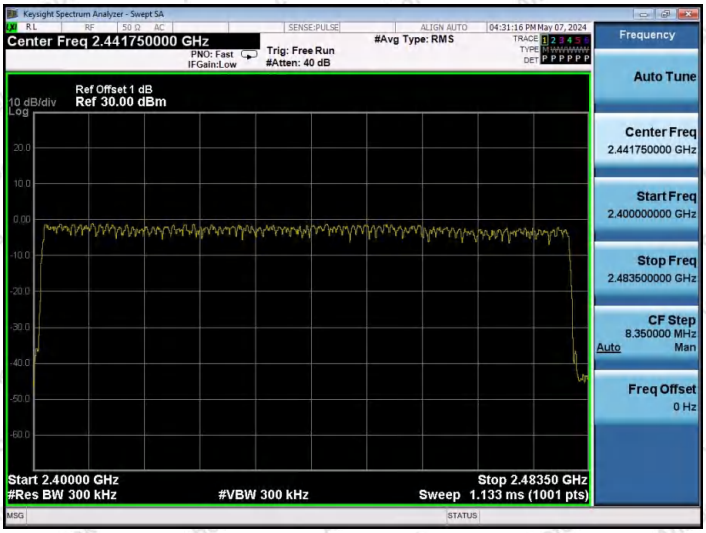

2DH5-Ant1-Hop-PASS

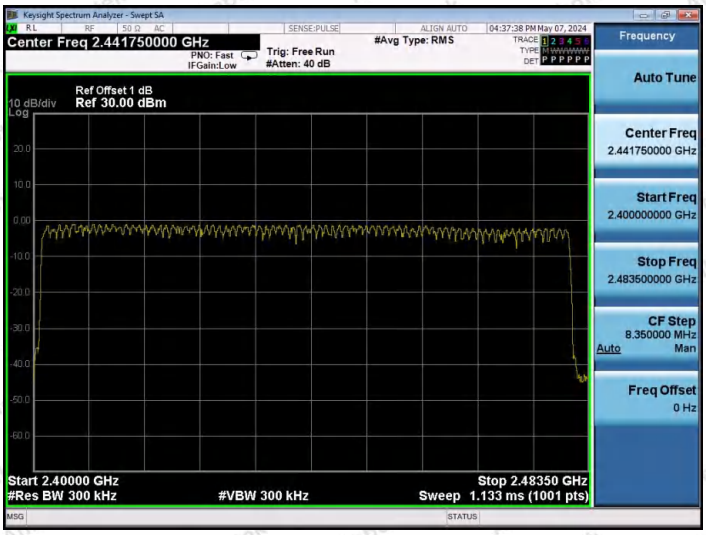

3DH5-Ant1-Hop-PASS

Appendix G: Conducted Band edge

Test Result

TestMode	Antenna	ChName	Frequency[MHz]	RefLevel [dBm]	Result [dBm]	Limit [dBm]	Verdict
DH5	Ant1	Low	2402	-1.16	-57.21	≤-21.16	PASS
DH5	Ant1	High	2480	-1.25	-56.37	≤-21.25	PASS
DH5	Ant1	Low	Hop_2402	-1.10	-56.06	≤-21.1	PASS
DH5	Ant1	High	Hop_2480	-1.73	-55.81	≤-21.73	PASS
2DH5	Ant1	Low	2402	-2.40	-56.72	≤-22.4	PASS
2DH5	Ant1	High	2480	-3.06	-56.92	≤-23.06	PASS
2DH5	Ant1	Low	Hop_2402	-1.60	-56.5	≤-21.6	PASS
2DH5	Ant1	High	Hop_2480	-3.19	-56.05	≤-23.19	PASS
3DH5	Ant1	Low	2402	-1.13	-55.16	≤-21.13	PASS
3DH5	Ant1	High	2480	-2.22	-56.04	≤-22.22	PASS
3DH5	Ant1	Low	Hop_2402	-1.09	-56.68	≤-21.09	PASS
3DH5	Ant1	High	Hop_2480	-2.28	-56.05	≤-22.28	PASS

Test Graphs

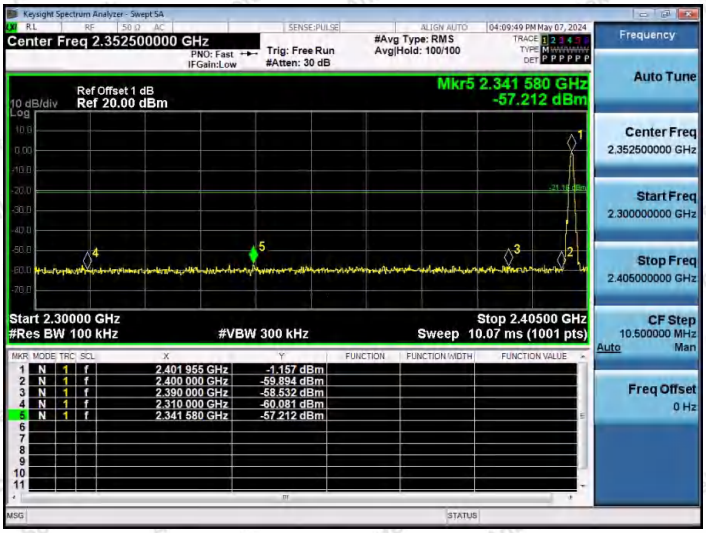

DH5-Ant1-2402-PASS

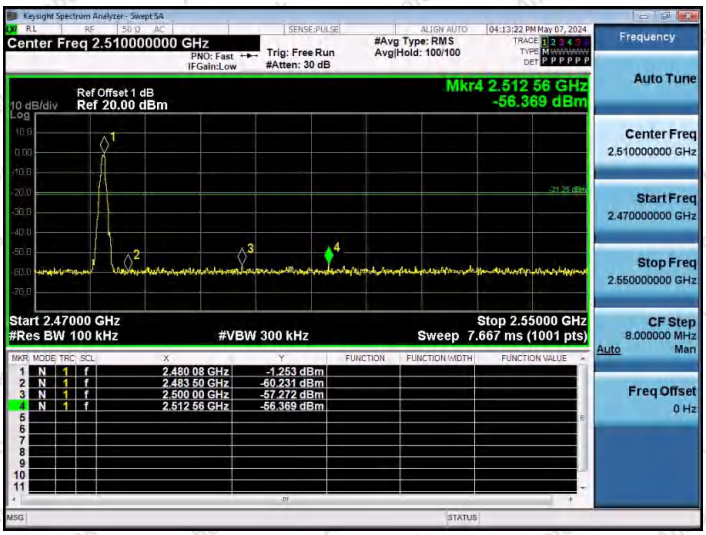

DH5-Ant1-2480-PASS

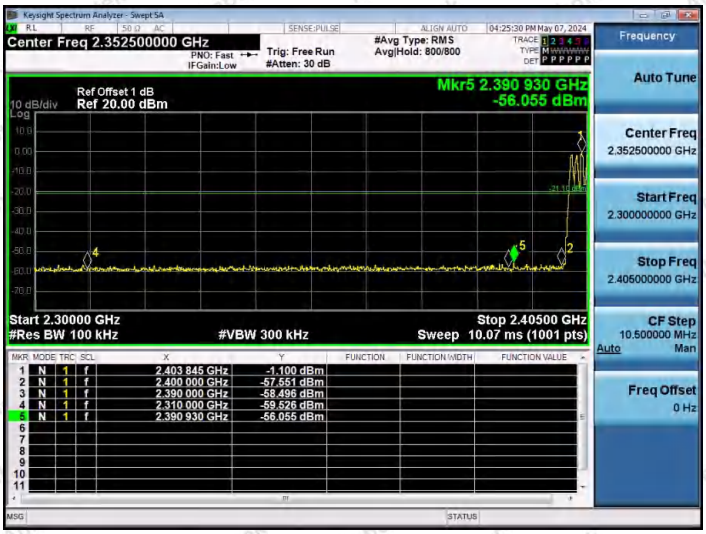

DH5-Ant1-Hop_2402-PASS

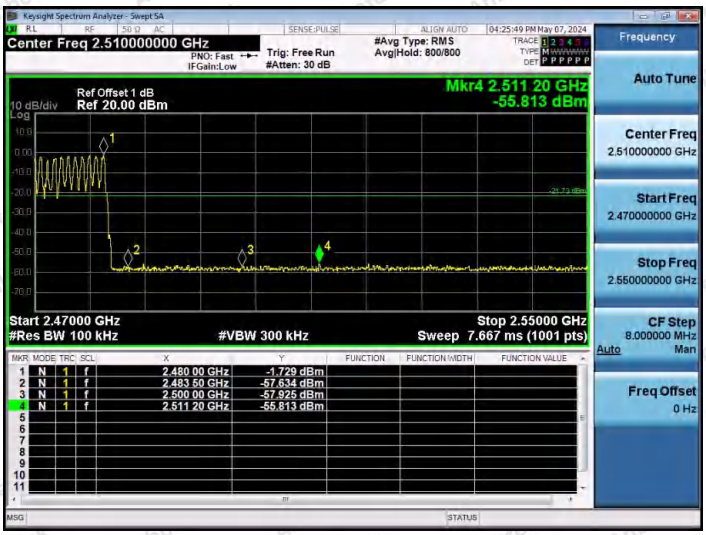

DH5-Ant1-Hop_2480-PASS

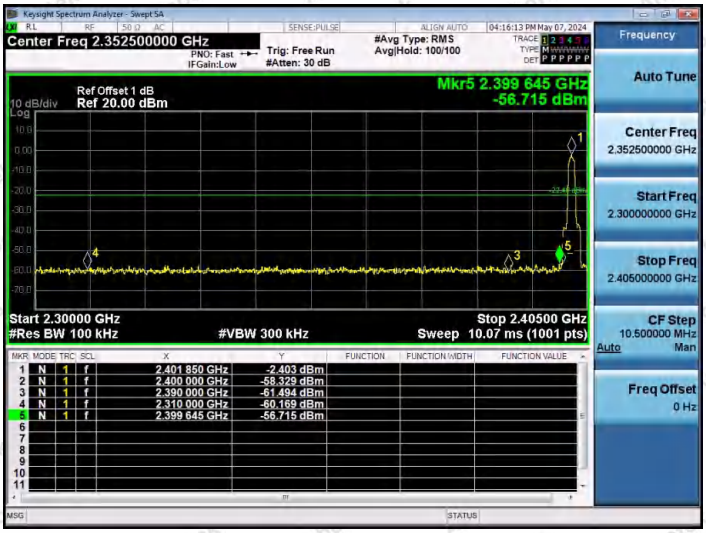

2DH5-Ant1-2402-PASS

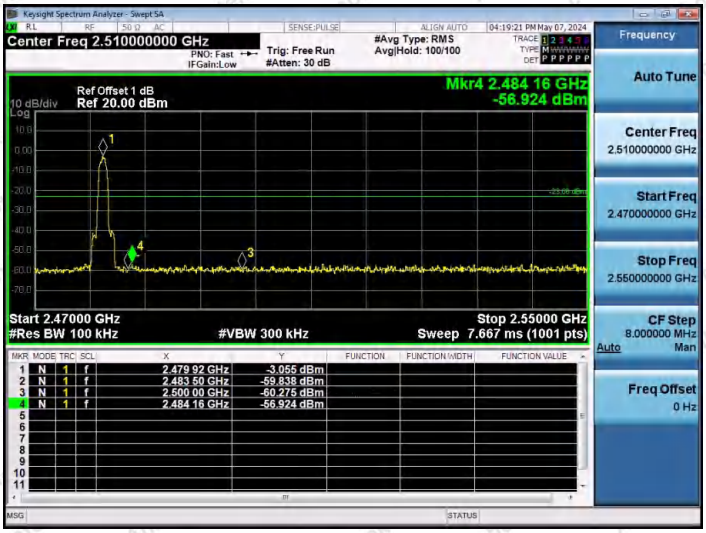

2DH5-Ant1-2480-PASS

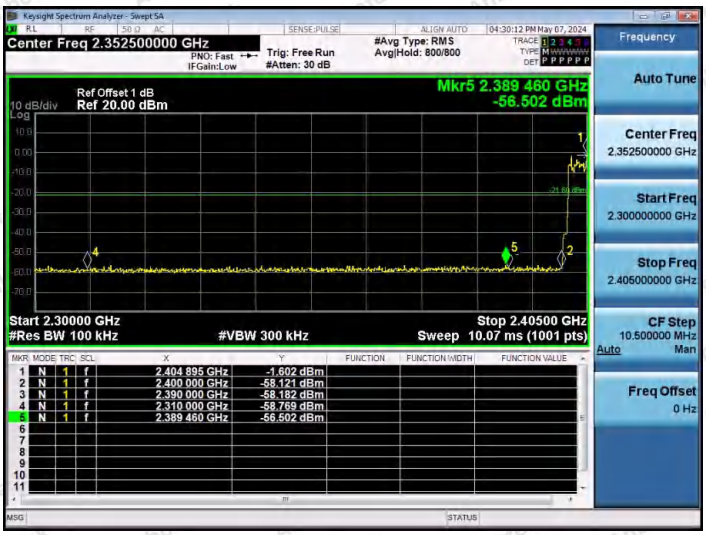

2DH5-Ant1-Hop_2402-PASS

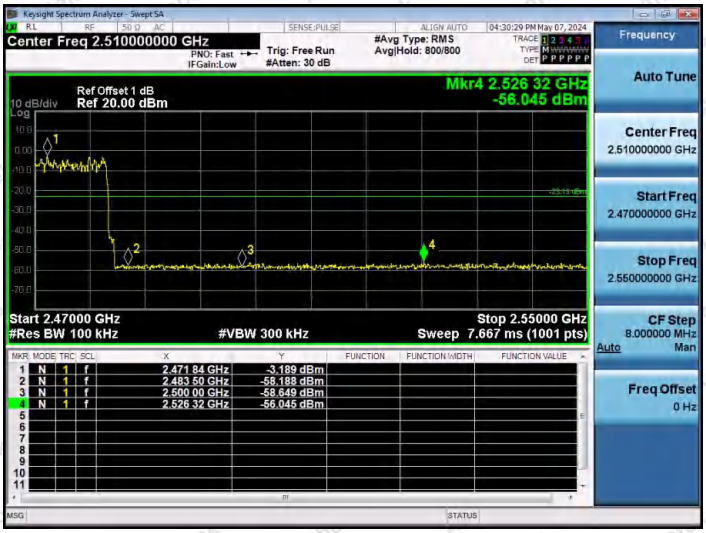

2DH5-Ant1-Hop_2480-PASS

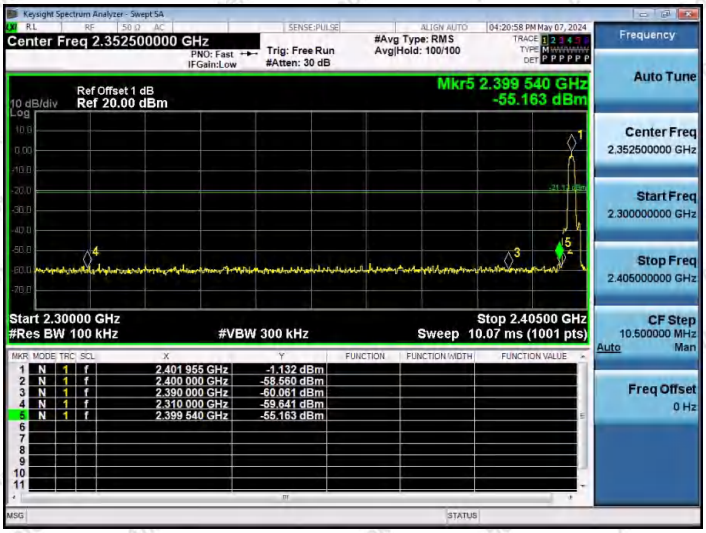

3DH5-Ant1-2402-PASS

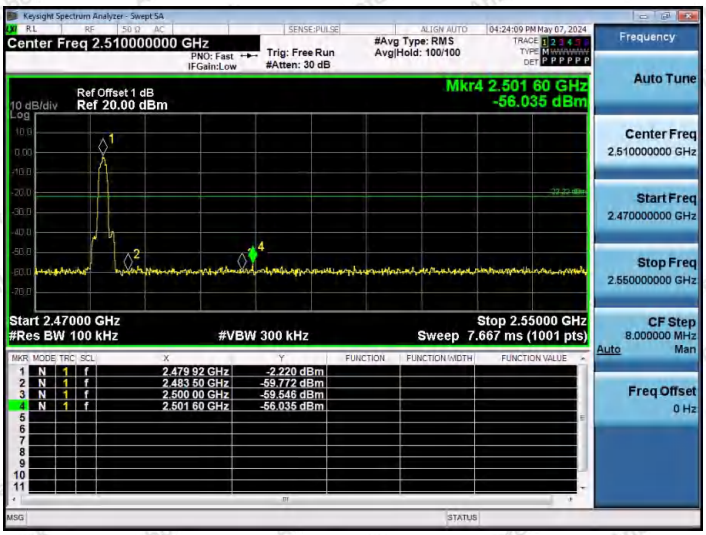

3DH5-Ant1-2480-PASS

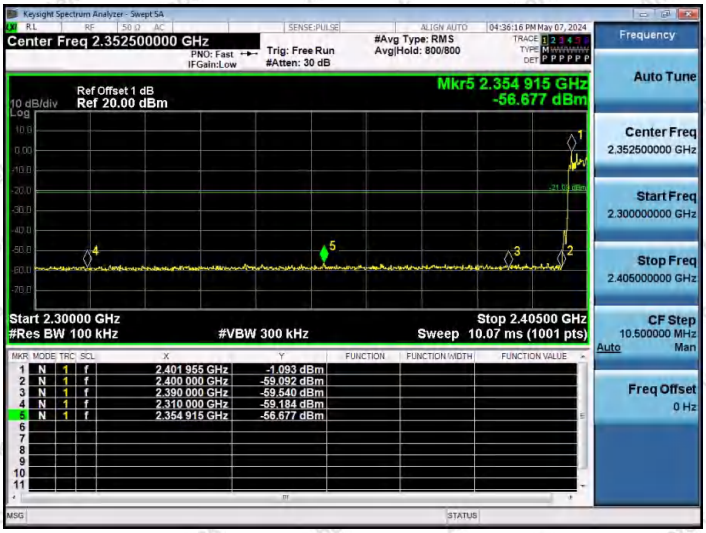

3DH5-Ant1-Hop_2402-PASS

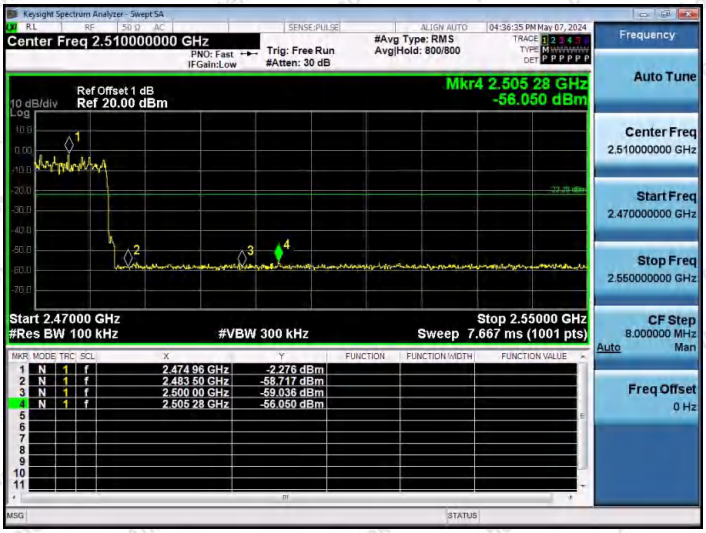

3DH5-Ant1-Hop_2480-PASS

Appendix H: Conducted Spurious Emission

Test Result

TestMode	Antenna	Frequency[MHz]	FreqRange [MHz]	RefLevel [dBm]	Result [dBm]	Limit [dBm]	Verdict
DH5	Ant1	2402	0~Reference	-1.03	-1.03	---	PASS
DH5	Ant1	2402	30~1000	-1.03	-68.28	≤-21.03	PASS
DH5	Ant1	2402	1000~26500	-1.03	-51.11	≤-21.03	PASS
DH5	Ant1	2441	0~Reference	-1.03	-1.03	---	PASS
DH5	Ant1	2441	30~1000	-1.03	-68.79	≤-21.03	PASS
DH5	Ant1	2441	1000~26500	-1.03	-52.07	≤-21.03	PASS
DH5	Ant1	2480	0~Reference	-1.26	-1.26	---	PASS
DH5	Ant1	2480	30~1000	-1.26	-69.04	≤-21.26	PASS
DH5	Ant1	2480	1000~26500	-1.26	-53.35	≤-21.26	PASS
2DH5	Ant1	2402	0~Reference	-1.63	-1.63	---	PASS
2DH5	Ant1	2402	30~1000	-1.63	-68.87	≤-21.63	PASS
2DH5	Ant1	2402	1000~26500	-1.63	-50.95	≤-21.63	PASS
2DH5	Ant1	2441	0~Reference	-1.99	-1.99	---	PASS
2DH5	Ant1	2441	30~1000	-1.99	-67.77	≤-21.99	PASS
2DH5	Ant1	2441	1000~26500	-1.99	-53.22	≤-21.99	PASS
2DH5	Ant1	2480	0~Reference	-2.84	-2.84	---	PASS
2DH5	Ant1	2480	30~1000	-2.84	-68.78	≤-22.84	PASS
2DH5	Ant1	2480	1000~26500	-2.84	-54.31	≤-22.84	PASS
3DH5	Ant1	2402	0~Reference	-1.08	-1.08	---	PASS
3DH5	Ant1	2402	30~1000	-1.08	-68.55	≤-21.08	PASS
3DH5	Ant1	2402	1000~26500	-1.08	-51.88	≤-21.08	PASS
3DH5	Ant1	2441	0~Reference	-1.28	-1.28	---	PASS
3DH5	Ant1	2441	30~1000	-1.28	-67.26	≤-21.28	PASS
3DH5	Ant1	2441	1000~26500	-1.28	-53.09	≤-21.28	PASS
3DH5	Ant1	2480	0~Reference	-2.21	-2.21	---	PASS
3DH5	Ant1	2480	30~1000	-2.21	-68.92	≤-22.21	PASS
3DH5	Ant1	2480	1000~26500	-2.21	-53.09	≤-22.21	PASS

Test Graphs

DH5-Ant1-2402-0~Reference-PASS

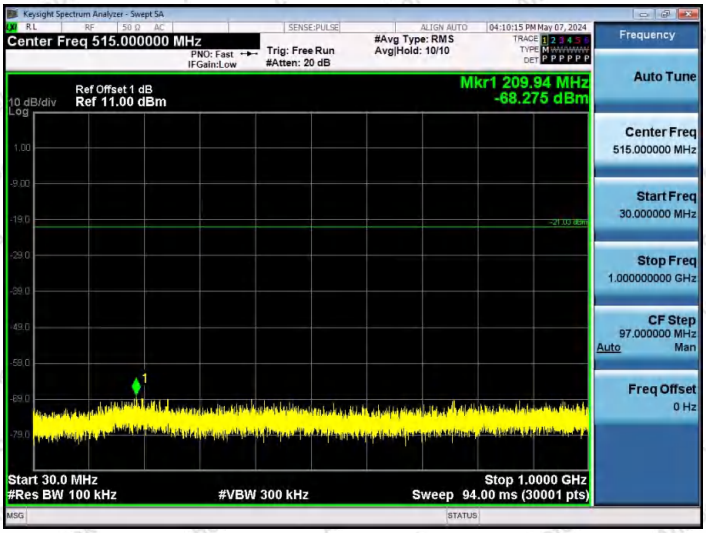

DH5-Ant1-2402-30~1000-PASS

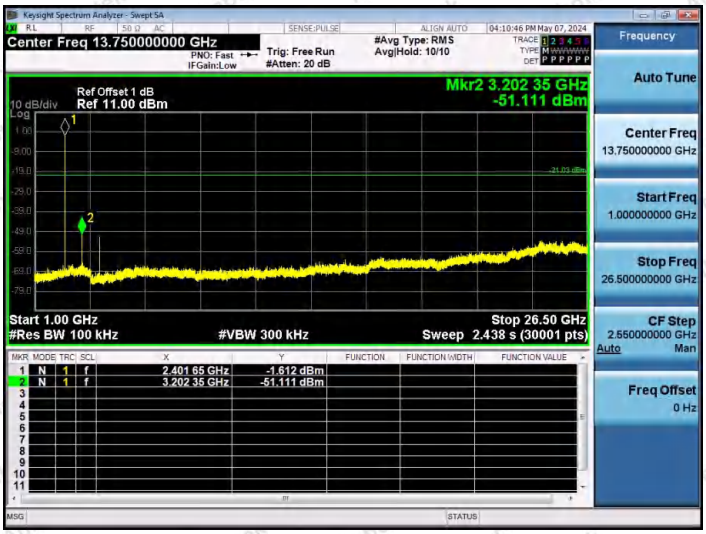

DH5-Ant1-2402-1000~26500-PASS

DH5-Ant1-2441-0~Reference-PASS

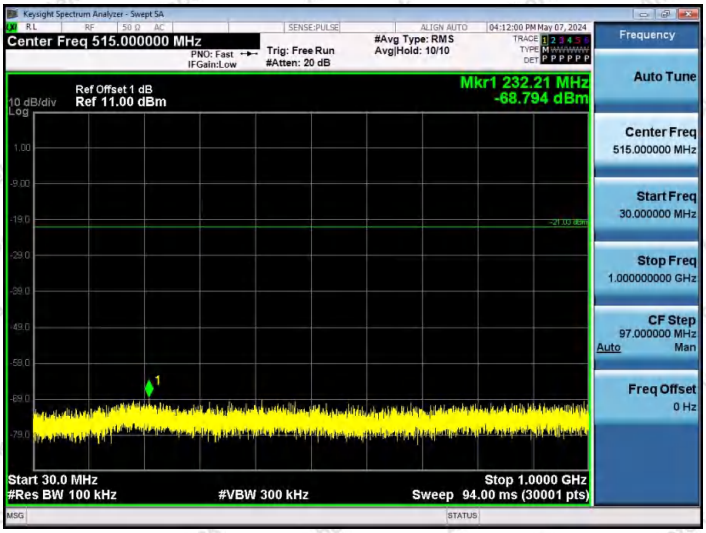

DH5-Ant1-2441-30~1000-PASS

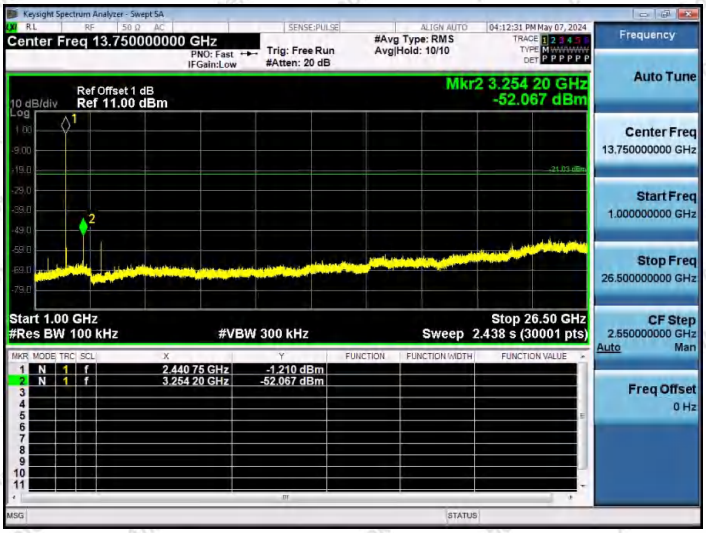

DH5-Ant1-2441-1000~26500-PASS

DH5-Ant1-2480-0~Reference-PASS

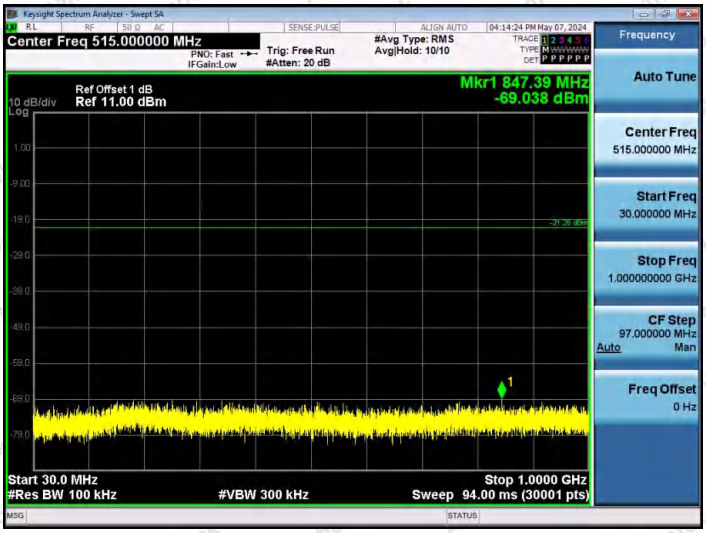

DH5-Ant1-2480-30~1000-PASS

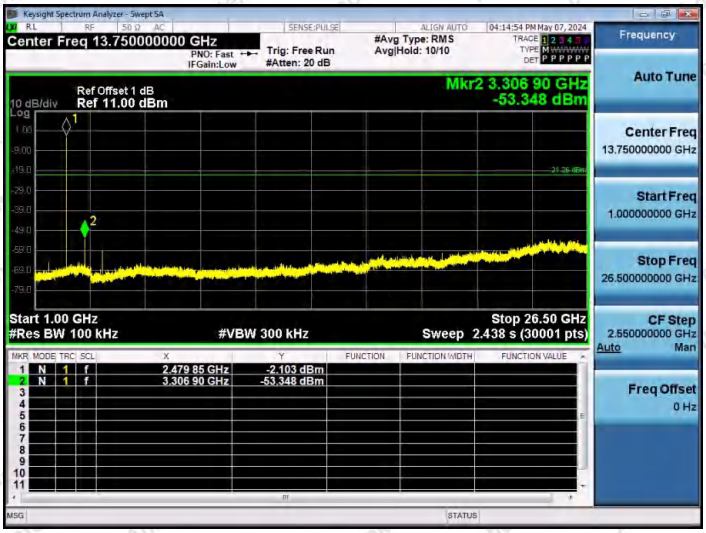

DH5-Ant1-2480-1000~26500-PASS

2DH5-Ant1-2402-0~Reference-PASS

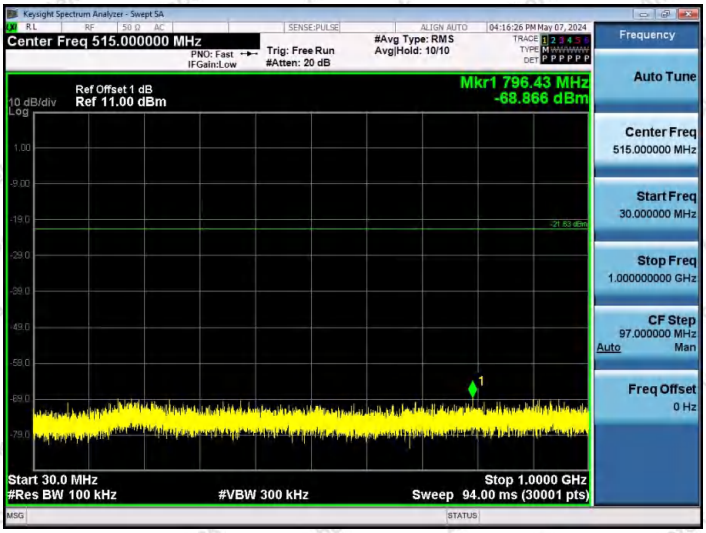

2DH5-Ant1-2402-30~1000-PASS

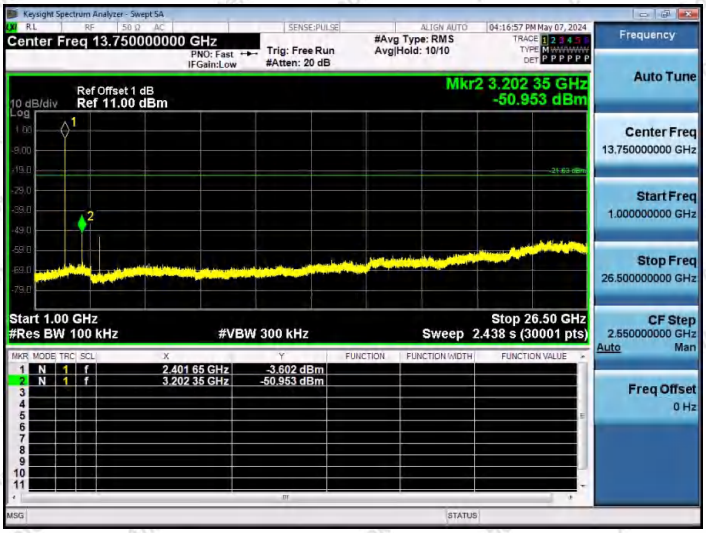

2DH5-Ant1-2402-1000~26500-PASS

2DH5-Ant1-2441-0~Reference-PASS

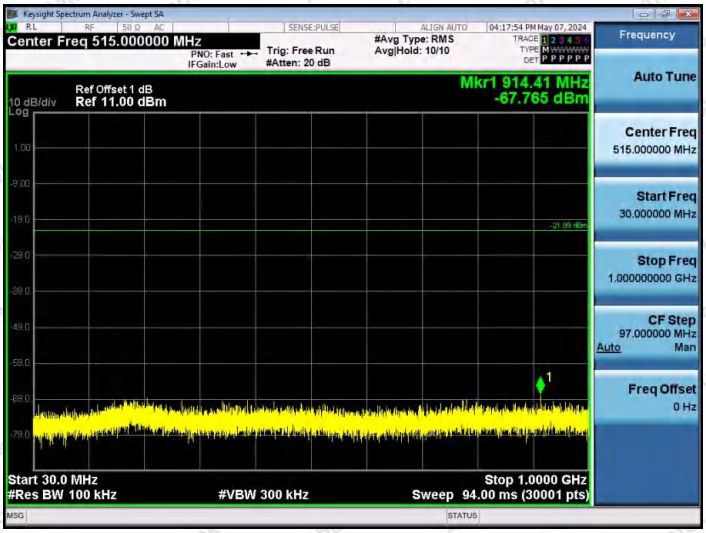

2DH5-Ant1-2441-30~1000-PASS

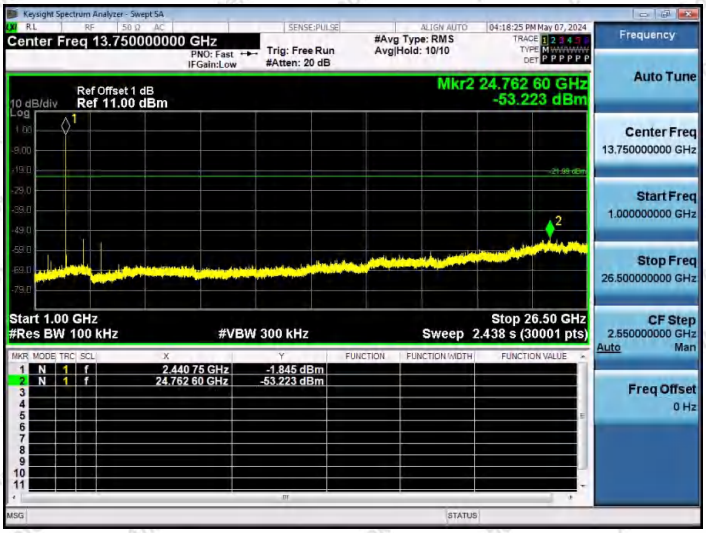

2DH5-Ant1-2441-1000~26500-PASS

2DH5-Ant1-2480-0~Reference-PASS

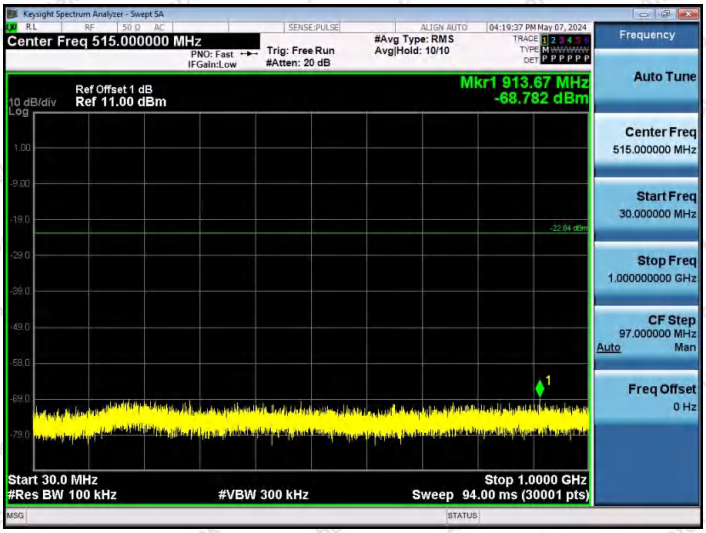

2DH5-Ant1-2480-30~1000-PASS

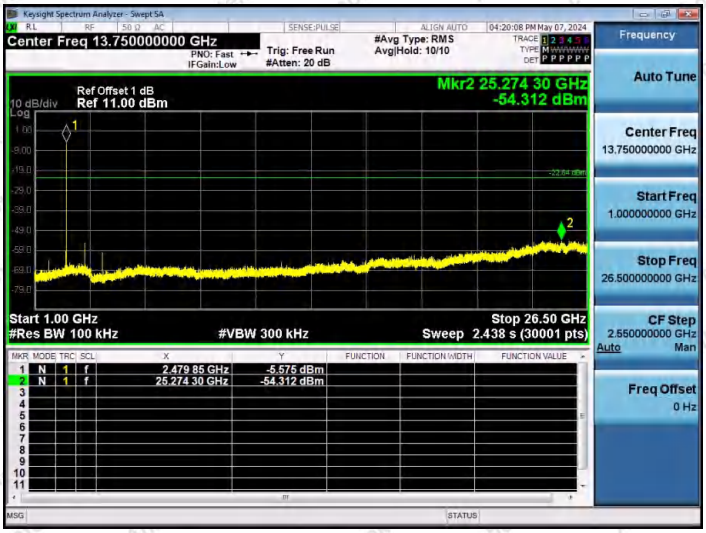

2DH5-Ant1-2480-1000~26500-PASS

3DH5-Ant1-2402-0~Reference-PASS

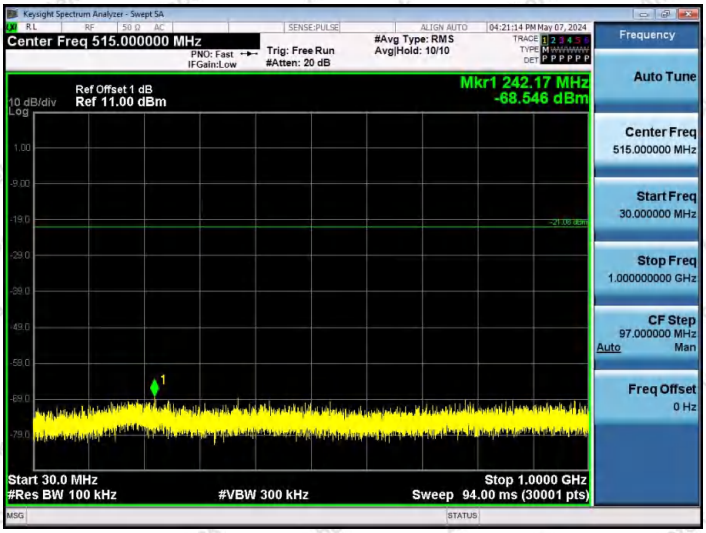

3DH5-Ant1-2402-30~1000-PASS

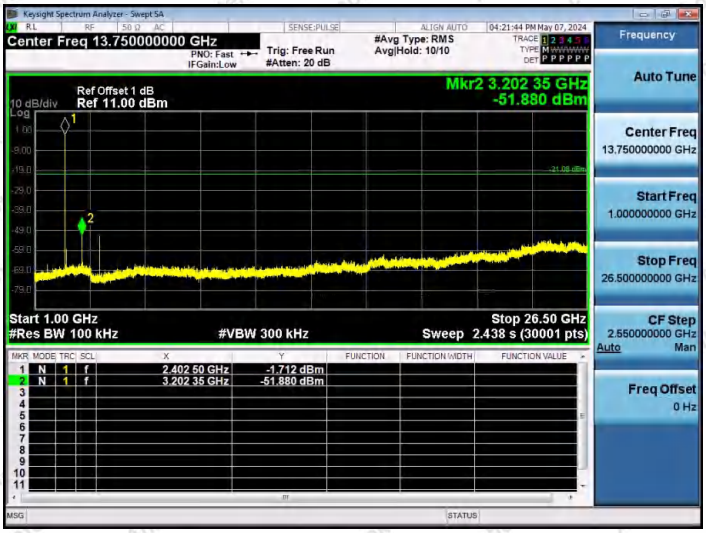

3DH5-Ant1-2402-1000~26500-PASS

3DH5-Ant1-2441-0~Reference-PASS

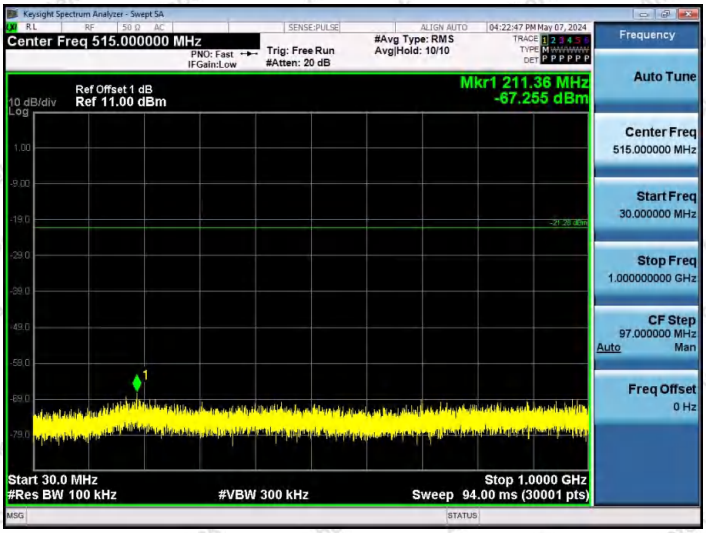

3DH5-Ant1-2441-30~1000-PASS

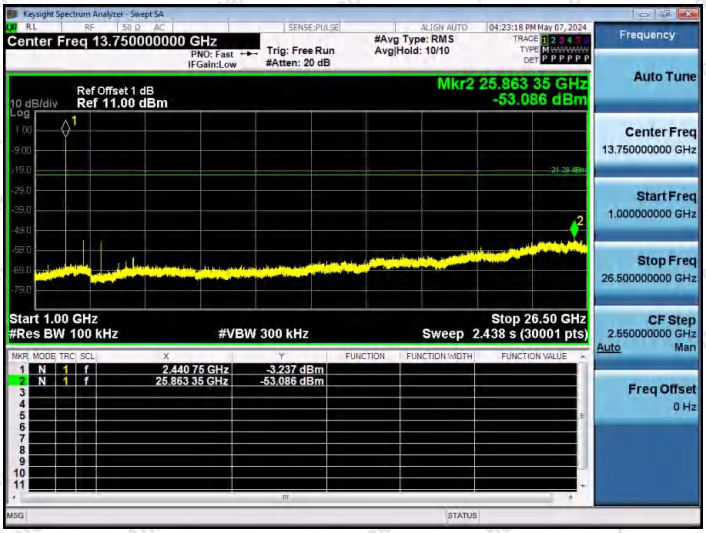

3DH5-Ant1-2441-1000~26500-PASS

3DH5-Ant1-2480-0~Reference-PASS

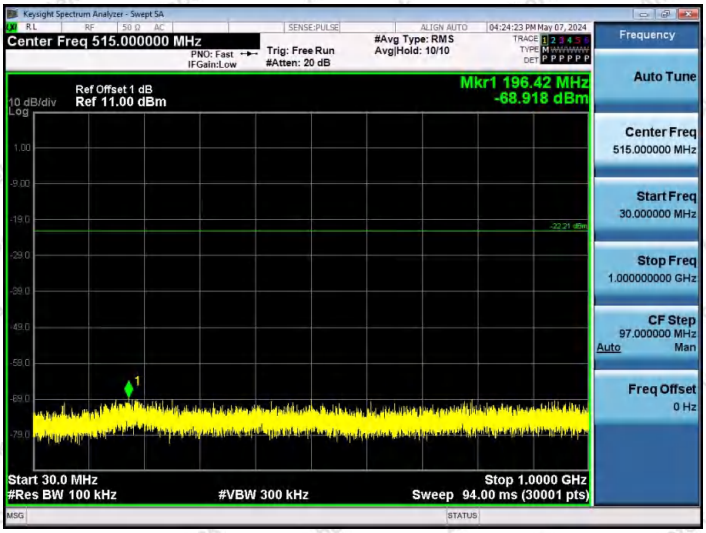

3DH5-Ant1-2480-30~1000-PASS

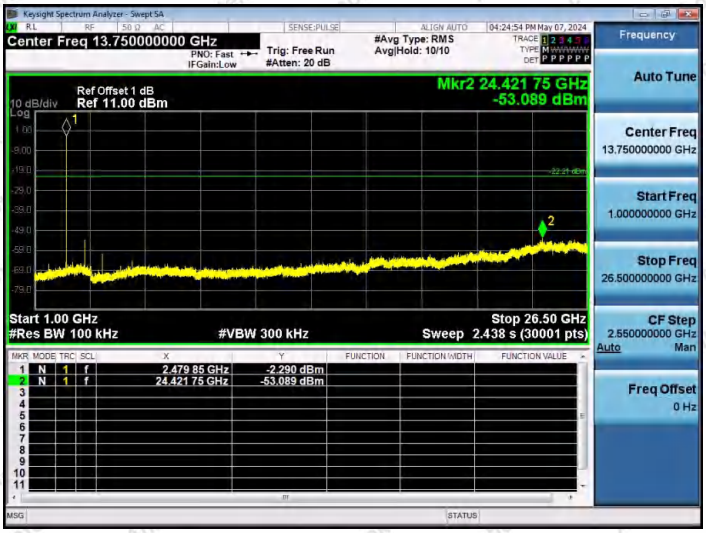

3DH5-Ant1-2480-1000~26500-PASS

Appendix I: Duty Cycle

Test Result

TestMode	Antenna	Frequency[MHz]	ON Time [ms]	Period [ms]	Duty Cycle [%]	Duty Cycle Factor[dB]
DH5	Ant1	2402	2.88	3.74	77.01	1.13
DH5	Ant1	2441	2.88	3.74	77.01	1.13
DH5	Ant1	2480	2.89	3.75	77.07	1.13
2DH5	Ant1	2402	2.88	3.74	77.01	1.13
2DH5	Ant1	2441	2.90	3.76	77.13	1.13
2DH5	Ant1	2480	2.89	3.75	77.07	1.13
3DH5	Ant1	2402	2.89	3.75	77.07	1.13
3DH5	Ant1	2441	2.90	3.75	77.33	1.12
3DH5	Ant1	2480	2.89	3.75	77.07	1.13

Test Graphs

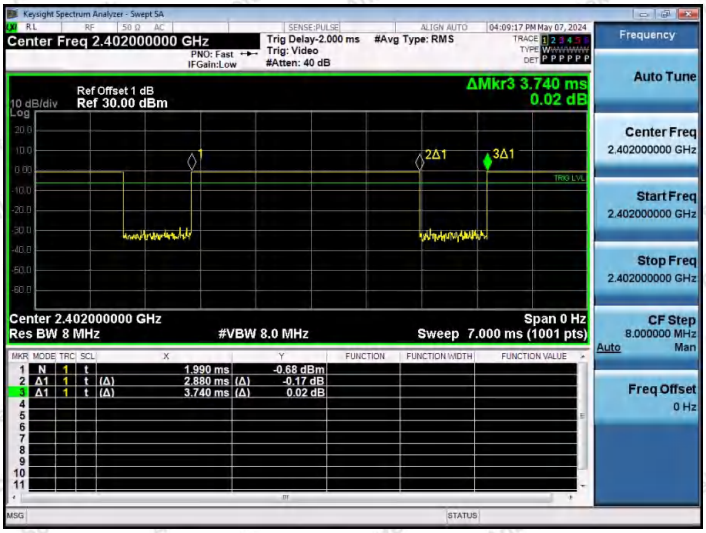

NTNV-DH5-Ant1-2402

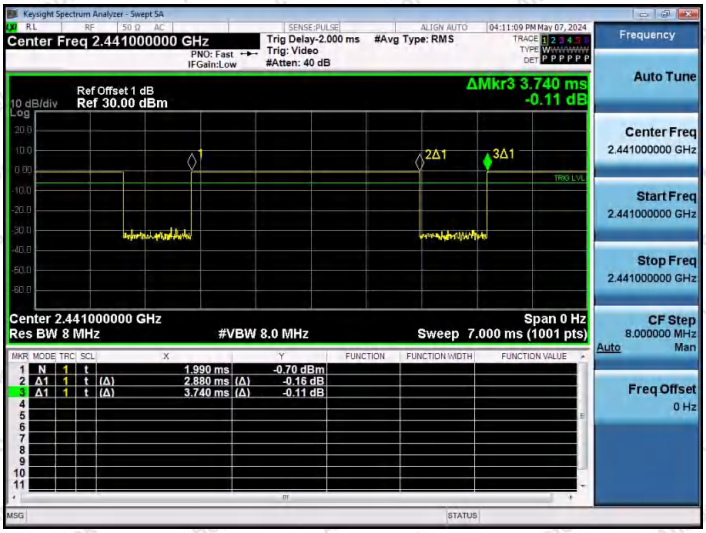

NTNV-DH5-Ant1-2441

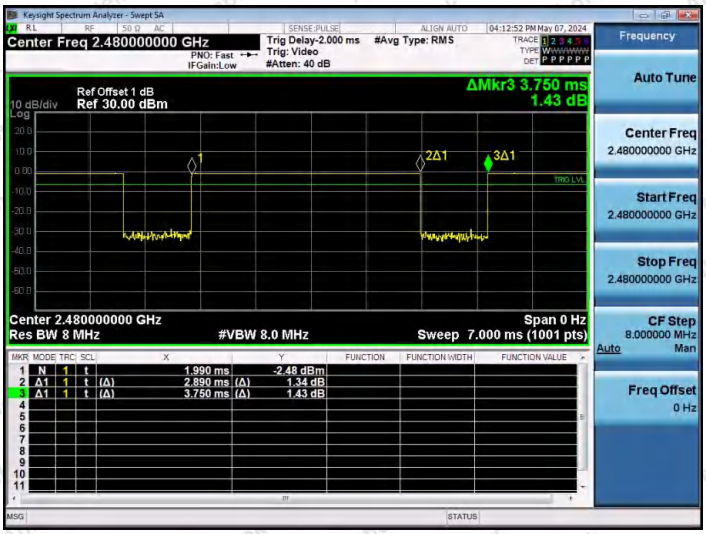

NTNV-DH5-Ant1-2480

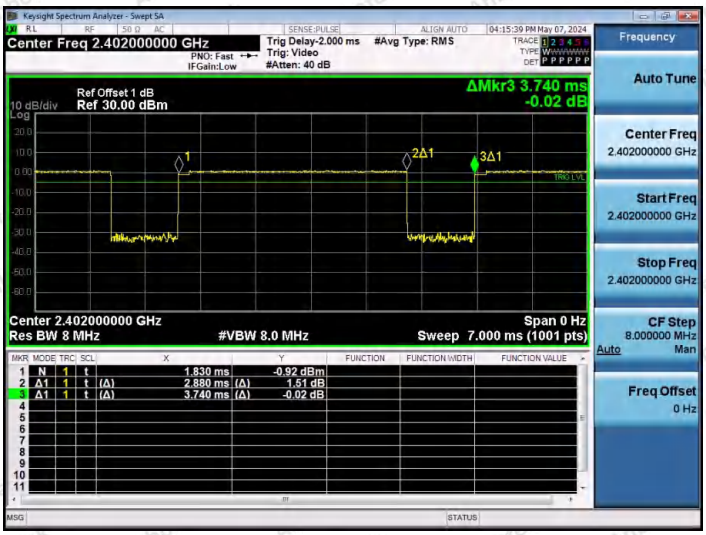

NTNV-2DH5-Ant1-2402

NTNV-2DH5-Ant1-2441

NTNV-2DH5-Ant1-2480

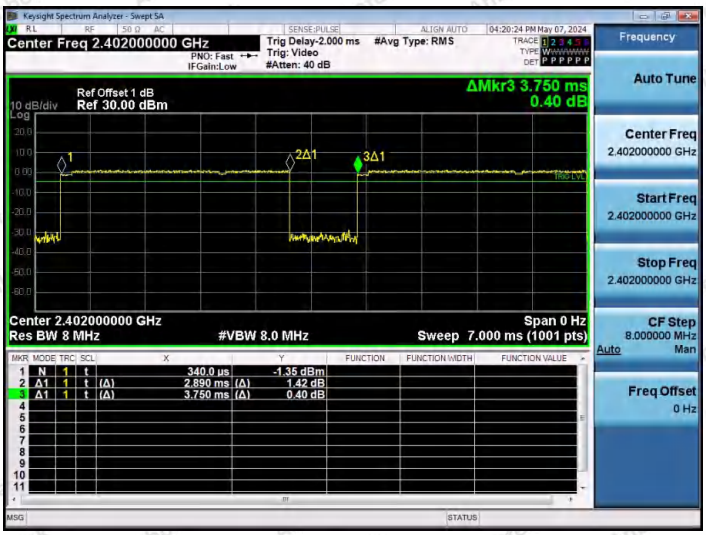

NTNV-3DH5-Ant1-2402

NTNV-3DH5-Ant1-2441

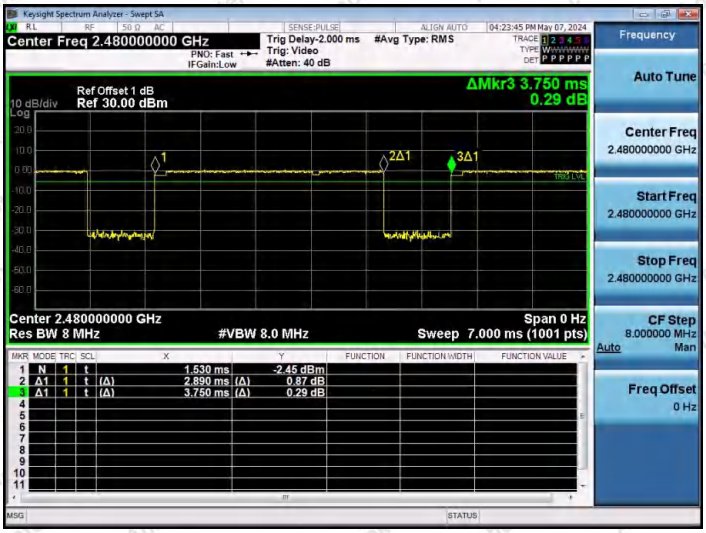

NTNV-3DH5-Ant1-2480

---End---