Appendix D.6: Band edge measurements

Test Result B1

TestMode	Antenna	ChName	Freq(MHz)	Result[dBm]	Limit[dBm]	Verdict
11A	Ant1	Low	5180	-34.46	≤-27	PASS
		High	5240	-37.64	≤-27	PASS
11N20SISO	Ant1	Low	5180	-36.84	≤-27	PASS
		High	5240	-37.37	≤-27	PASS
11N40SISO	Ant1	Low	5190	-27.74	≤-27	PASS
		High	5230	-37.31	≤-27	PASS
11AC20SISO	Ant1	Low	5180	-29.99	≤-27	PASS
		High	5240	-37.16	≤-27	PASS
11AC40SISO	Ant1	Low	5190	-31.09	≤-27	PASS
		High	5230	-37.7	≤-27	PASS
11AC80SISO	Ant1	Low	5210	-28.41	≤-27	PASS
		High	5210	-36.77	≤-27	PASS

Test Graphs B1

11A_Ant1_Low_5180
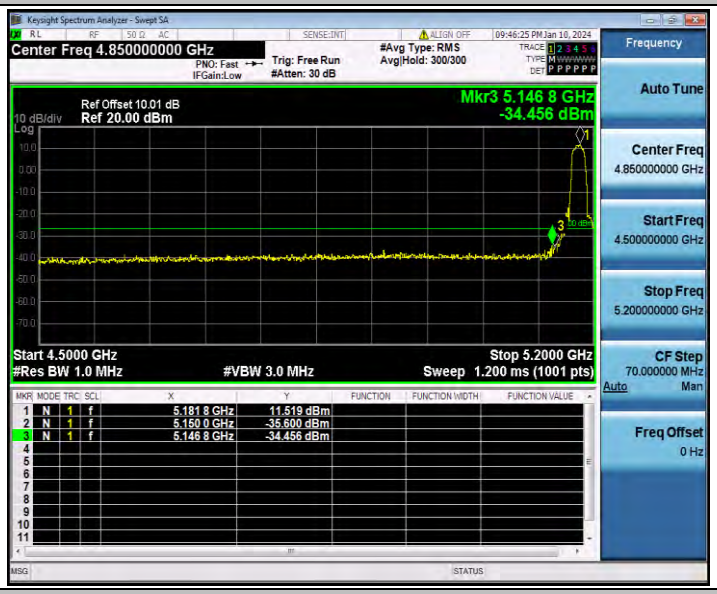

11A_Ant1_High_5240
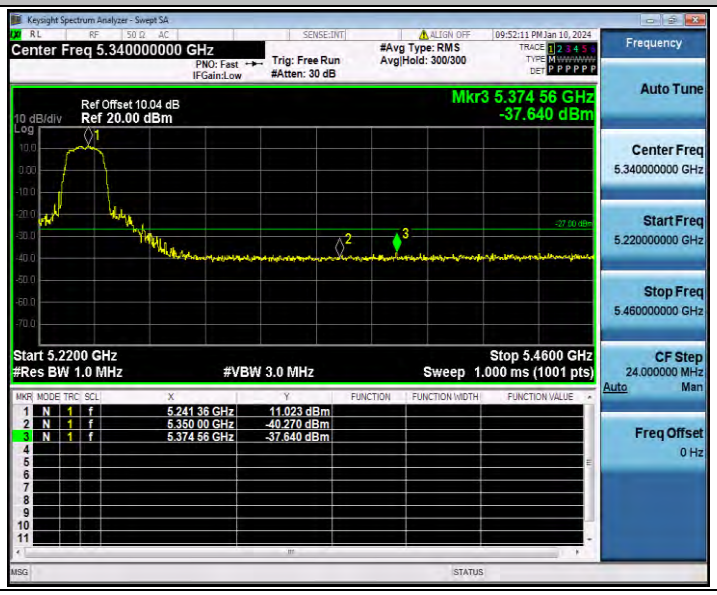

11N20SISO_Ant1_Low_5180
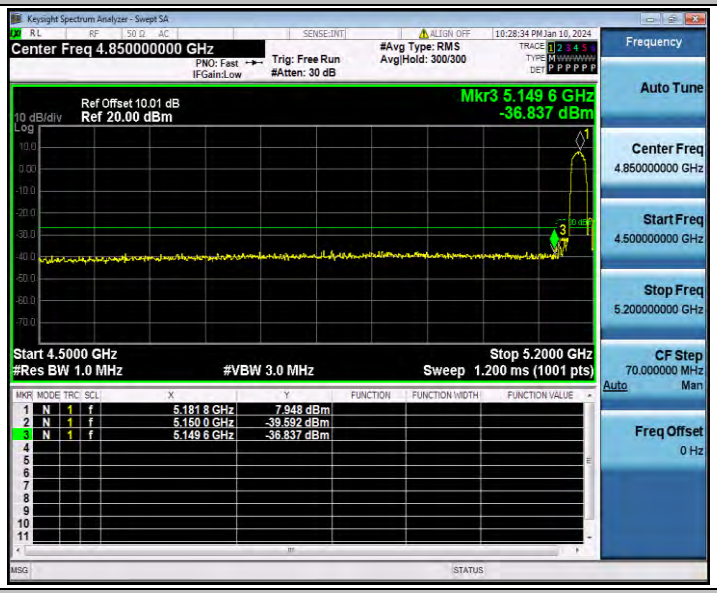

11N20SISO_Ant1_High_5240
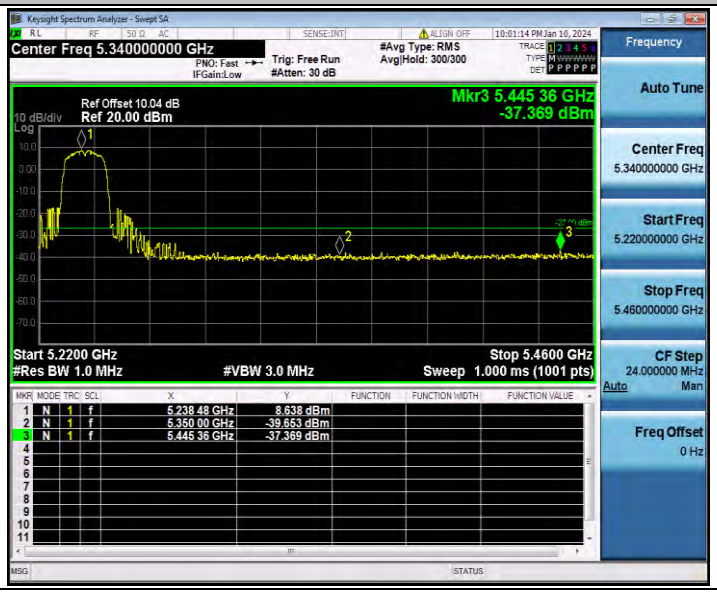

11N40SISO_Ant1_Low_5190

11N40SISO_Ant1_High_5230
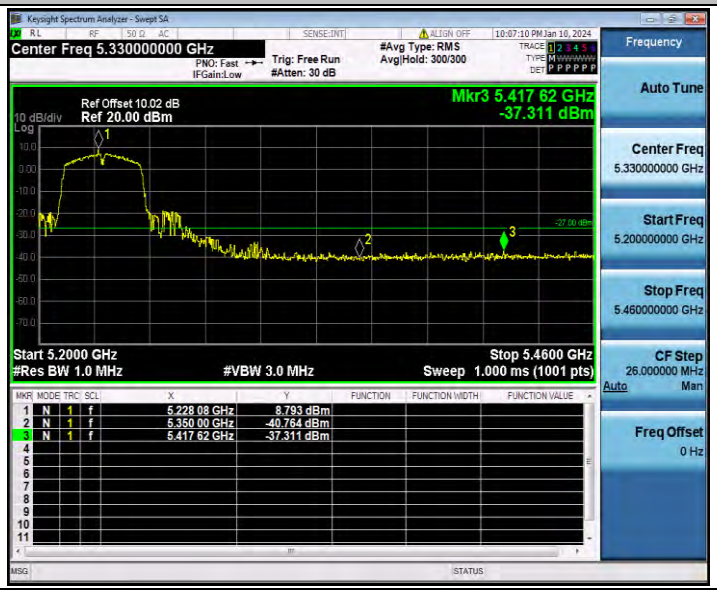

11AC20SISO_Ant1_Low_5180
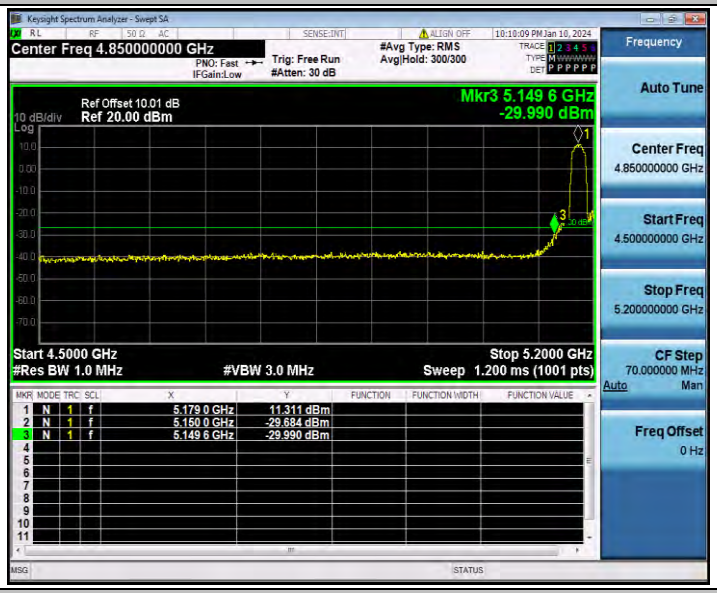

11AC20SISO_Ant1_High_5240

11AC40SISO_Ant1_Low_5190
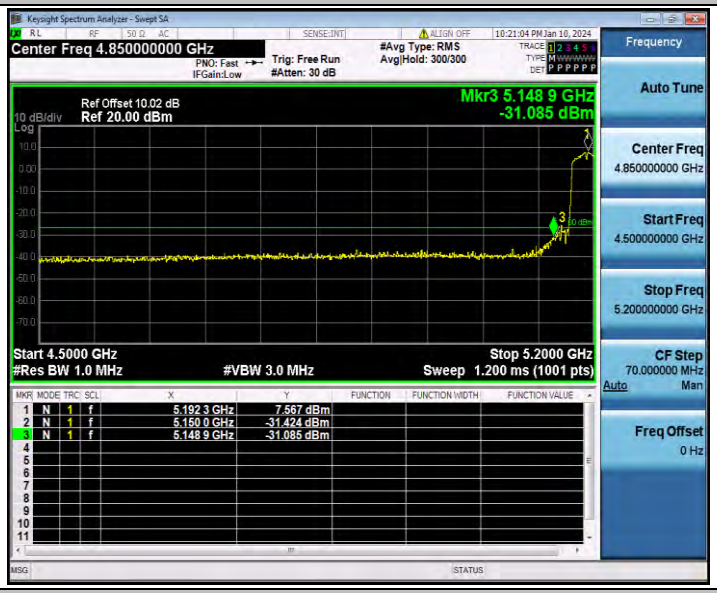

11AC40SISO_Ant1_High_5230
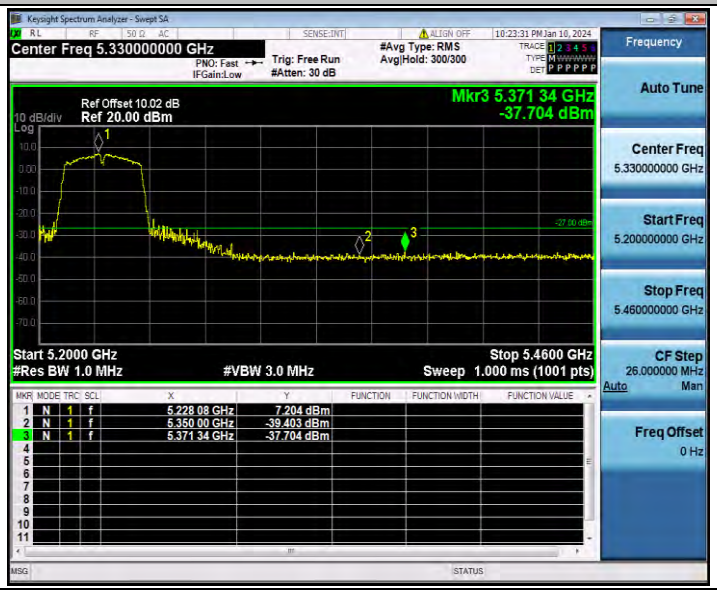

11AC80SISO_Ant1_Low_5210
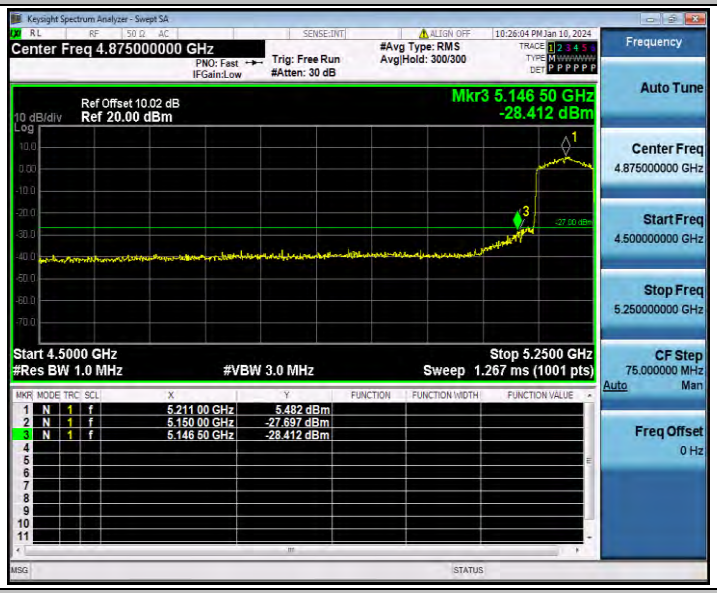

11AC80SISO_Ant1_High_5210

Appendix D.7: Conducted Spurious Emission

Test Result

TestMode	Antenna	Freq(MHz)	FreqRange [MHz]	Max. Fre [MHz]	Max. Level [dBm]	Limit [dBm]	Verdict
11A	Ant1	5180	30~5140	5135.06	-42.09	≤-27	PASS
			5360~40000	26547.72	-37.22	≤-27	PASS
		5200	30~5140	5136.42	-44.98	≤-27	PASS
			5360~40000	26447.46	-37.61	≤-27	PASS
		5240	30~5140	5133.7	-45.44	≤-27	PASS
			5360~40000	24229.36	-37.07	≤-27	PASS
11N20SISO	Ant1	5180	30~5140	5138.3	-31.9	≤-27	PASS
			5360~40000	26474.87	-37.07	≤-27	PASS
		5200	30~5140	4973.58	-45.77	≤-27	PASS
			5360~40000	24284.18	-35.94	≤-27	PASS
		5240	30~5140	5129.61	-46.32	≤-27	PASS
			5360~40000	24829.51	-36.68	≤-27	PASS
11N40SISO	Ant1	5190	30~5140	5139.32	-35.82	≤-27	PASS
			5360~40000	26026.2	-37.36	≤-27	PASS
		5230	30~5140	3155.96	-45.22	≤-27	PASS
			5360~40000	24227.92	-37.07	≤-27	PASS
11AC20SISO	Ant1	5180	30~5140	5136.93	-36.51	≤-27	PASS
			5360~40000	26976.2	-37.13	≤-27	PASS
		5200	30~5140	5134.55	-44.73	≤-27	PASS
			5360~40000	24264.7	-36.3	≤-27	PASS
		5240	30~5140	1744.23	-44.87	≤-27	PASS
			5360~40000	24207	-37.56	≤-27	PASS
11AC40SISO	Ant1	5190	30~5140	5139.66	-35.68	≤-27	PASS
			5360~40000	24170.21	-36.84	≤-27	PASS
		5230	30~5140	1739.12	-41.5	≤-27	PASS
			5360~40000	26880.26	-36.74	≤-27	PASS
11AC80SISO	Ant1	5210	30~5140	5132.16	-31.27	≤-27	PASS
			5360~40000	24333.95	-37.4	≤-27	PASS

Test Graphs

11A_Ant1_5180_30~5140

11A_Ant1_5180_5360~40000

11A_Ant1_5200_30~5140

11A_Ant1_5200_5360~40000

11A_Ant1_5240_30~5140

11A_Ant1_5240_5360~40000

11N20SISO_Ant1_5180_30~5140

11N20SISO_Ant1_5180_5360~40000

11N20SISO_Ant1_5200_30~5140

11N20SISO_Ant1_5200_5360~40000

11N20SISO_Ant1_5240_30~5140

11N20SISO_Ant1_5240_5360~40000

11N40SISO_Ant1_5190_30~5140

11N40SISO_Ant1_5190_5360~40000

11N40SISO_Ant1_5230_30~5140

11N40SISO_Ant1_5230_5360~40000

11AC20SISO_Ant1_5180_30~5140

11AC20SISO_Ant1_5180_5360~40000

11AC20SISO_Ant1_5200_30~5140

11AC20SISO_Ant1_5200_5360~40000

11AC20SISO_Ant1_5240_30~5140

11AC20SISO_Ant1_5240_5360~40000

11AC40SISO_Ant1_5190_30~5140

11AC40SISO_Ant1_5190_5360~40000

11AC40SISO_Ant1_5230_30~5140

11AC40SISO_Ant1_5230_5360~40000

11AC80SISO_Ant1_5210_30~5140

11AC80SISO_Ant1_5210_5360~40000

Appendix D.8: Emissions in Restricted Bands

Test Result

TestMode	Antenna	ChName	Freq(MHz)	Detector	Freq [MHz]	Result [dBm]	Limit [dBm]	Result [dBuV/m]	Limit [dBuV/m]	Verdict
11A	Ant1	Low	5180	AV	4500.000	-47.81	≤-41.20	47.39	≤54	PASS
				AV	5149.600	-44.53	≤-41.20	50.67	≤54	PASS
				AV	5150.000	-44.81	≤-41.20	50.39	≤54	PASS
				Peak	4500.000	-39.93	≤-21.20	55.27	≤74	PASS
				Peak	5024.300	-38.05	≤-21.20	57.15	≤74	PASS
				Peak	5150.000	-47.49	≤-21.20	47.71	≤74	PASS
		High	5240	AV	5350.000	-46.53	≤-41.20	48.67	≤54	PASS
				AV	5449.920	-45.43	≤-41.20	49.77	≤54	PASS
				AV	5460.000	-45.88	≤-41.20	49.32	≤54	PASS
				Peak	5350.000	-45.98	≤-21.20	49.22	≤74	PASS
				Peak	5402.880	-37.39	≤-21.20	57.81	≤74	PASS
				Peak	5460.000	-43.68	≤-21.20	51.52	≤74	PASS
11N20SISO	Ant1	Low	5180	AV	4500.000	-47.66	≤-41.20	47.54	≤54	PASS
				AV	4981.600	-45.07	≤-41.20	50.13	≤54	PASS
				AV	5150.000	-45.91	≤-41.20	49.29	≤54	PASS
				Peak	4500.000	-42.24	≤-21.20	52.96	≤74	PASS
				Peak	5048.800	-37.5	≤-21.20	57.70	≤74	PASS
				Peak	5150.000	-41.76	≤-21.20	53.44	≤74	PASS
		High	5240	AV	5350.000	-46.99	≤-41.20	48.21	≤54	PASS
				AV	5455.440	-45.39	≤-41.20	49.81	≤54	PASS
				AV	5460.000	-45.94	≤-41.20	49.26	≤54	PASS
				Peak	5350.000	-38.74	≤-21.20	56.46	≤74	PASS
				Peak	5381.760	-37.24	≤-21.20	57.96	≤74	PASS
				Peak	5460.000	-40.46	≤-21.20	54.74	≤74	PASS
11N40SISO	Ant1	Low	5190	AV	4500.000	-47.7	≤-41.20	47.50	≤54	PASS
				AV	5149.600	-42.17	≤-41.20	53.03	≤54	PASS
				AV	5150.000	-42.82	≤-41.20	52.38	≤54	PASS
				Peak	4500.000	-41.82	≤-21.20	53.38	≤74	PASS
				Peak	5148.900	-30.82	≤-21.20	64.38	≤74	PASS
				Peak	5150.000	-40.42	≤-21.20	54.78	≤74	PASS
		High	5230	AV	5350.000	-46.23	≤-41.20	48.97	≤54	PASS
				AV	5449.340	-45.18	≤-41.20	50.02	≤54	PASS
				AV	5460.000	-45.39	≤-41.20	49.81	≤54	PASS
				Peak	5350.000	-42.82	≤-21.20	52.38	≤74	PASS
				Peak	5410.860	-37.19	≤-21.20	58.01	≤74	PASS
				Peak	5460.000	-44.36	≤-21.20	50.84	≤74	PASS

11AC20SISO	Ant1	Low	5180	AV	4500.000	-47.88	≤-41.20	47.32	≤54	PASS
				AV	5149.600	-42.58	≤-41.20	52.62	≤54	PASS
				AV	5150.000	-42.4	≤-41.20	52.80	≤54	PASS
				Peak	4500.000	-47.01	≤-21.20	48.19	≤74	PASS
				Peak	5147.500	-35.54	≤-21.20	59.66	≤74	PASS
				Peak	5150.000	-43.98	≤-21.20	51.22	≤74	PASS
		High	5240	AV	5350.000	-46.21	≤-41.20	48.99	≤54	PASS
				AV	5436.000	-45.37	≤-41.20	49.83	≤54	PASS
				AV	5460.000	-45.82	≤-41.20	49.38	≤54	PASS
				Peak	5350.000	-43.85	≤-21.20	51.35	≤74	PASS
				Peak	5444.880	-37.6	≤-21.20	57.60	≤74	PASS
				Peak	5460.000	-41.88	≤-21.20	53.32	≤74	PASS
11AC40SISO	Ant1	Low	5190	AV	4500.000	-47.57	≤-41.20	47.63	≤54	PASS
				AV	5146.800	-43.97	≤-41.20	51.23	≤54	PASS
				AV	5150.000	-44.68	≤-41.20	50.52	≤54	PASS
				Peak	4500.000	-44.31	≤-21.20	50.89	≤74	PASS
				Peak	5146.800	-31.66	≤-21.20	63.54	≤74	PASS
				Peak	5150.000	-43.16	≤-21.20	52.04	≤74	PASS
		High	5230	AV	5350.000	-46.2	≤-41.20	49.00	≤54	PASS
				AV	5458.440	-45.11	≤-41.20	50.09	≤54	PASS
				AV	5460.000	-45.69	≤-41.20	49.51	≤54	PASS
				Peak	5350.000	-43.88	≤-21.20	51.32	≤74	PASS
				Peak	5458.960	-36.54	≤-21.20	58.66	≤74	PASS
				Peak	5460.000	-40.2	≤-21.20	55.00	≤74	PASS
11AC80SISO	Ant1	Low	5210	AV	4500.000	-47.6	≤-41.20	47.60	≤54	PASS
				AV	4929.000	-44.43	≤-41.20	50.77	≤54	PASS
				AV	5150.000	-44.61	≤-41.20	50.59	≤54	PASS
				Peak	4500.000	-42.6	≤-21.20	52.60	≤74	PASS
				Peak	4971.750	-36.24	≤-21.20	58.96	≤74	PASS
				Peak	5150.000	-46.05	≤-21.20	49.15	≤74	PASS
		High	5210	AV	5350.000	-46.06	≤-41.20	49.14	≤54	PASS
				AV	5420.240	-44.78	≤-41.20	50.42	≤54	PASS
				AV	5460.000	-45.57	≤-41.20	49.63	≤54	PASS
				Peak	5350.000	-40.89	≤-21.20	54.31	≤74	PASS
				Peak	5350.240	-36.03	≤-21.20	59.17	≤74	PASS
				Peak	5460.000	-43.01	≤-21.20	52.19	≤74	PASS

Note：

1. The Antenna Gain is compensated in the graph.
2. The Duty Cycle Factor and RBW Factor is compensated in the graph.
3. For transmitters operating in 5150-5350 GHz band and 5470-5725 GHz band: The limit in dBm for average detector is conversion from 54dBuV/m, according to 15.209(a). The limit in dBm for peak detector is 20dB above the limit of average detector in dBm.

Test Graphs

11A_Ant1_Low_5180_AV

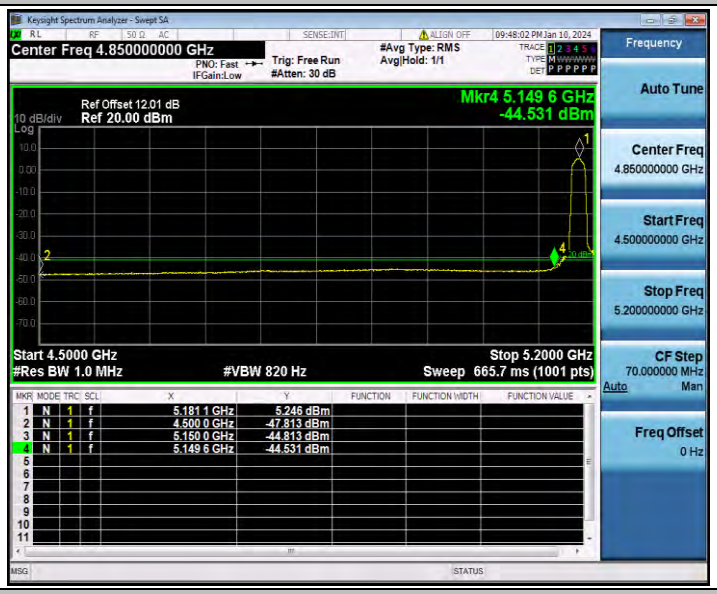

11A_Ant1_Low_5180_Peak

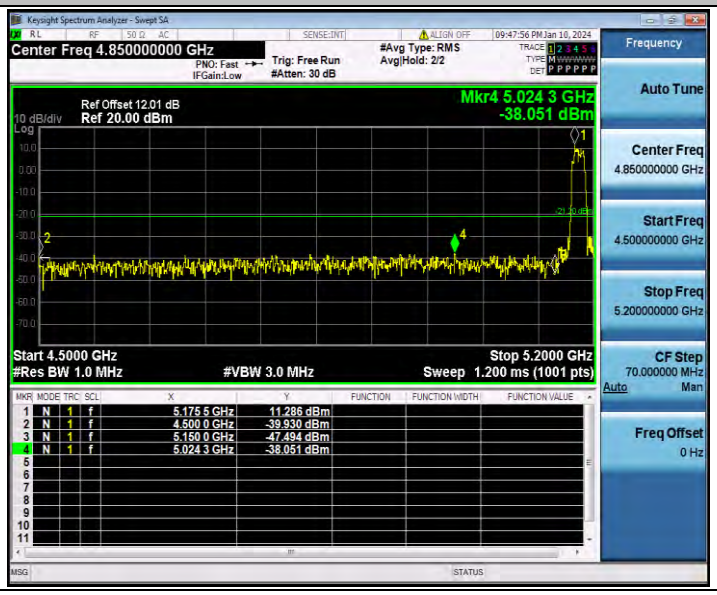

11A_Ant1_High_5240_AV
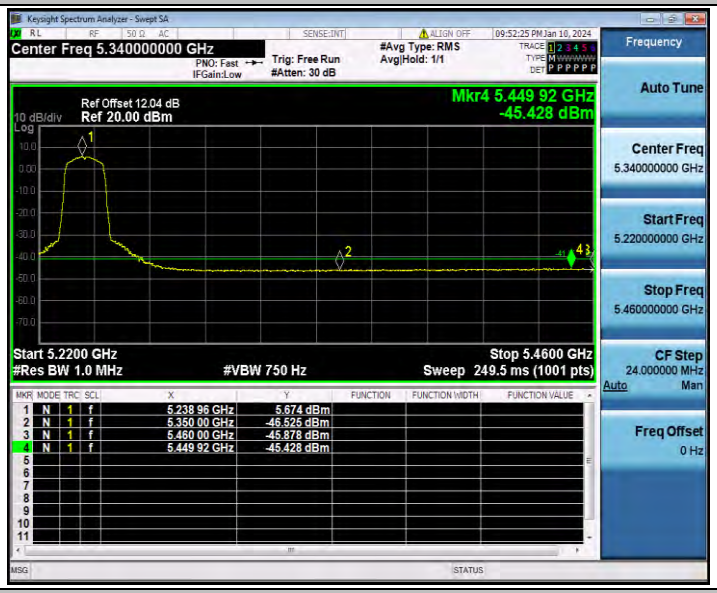

11A_Ant1_High_5240_Peak
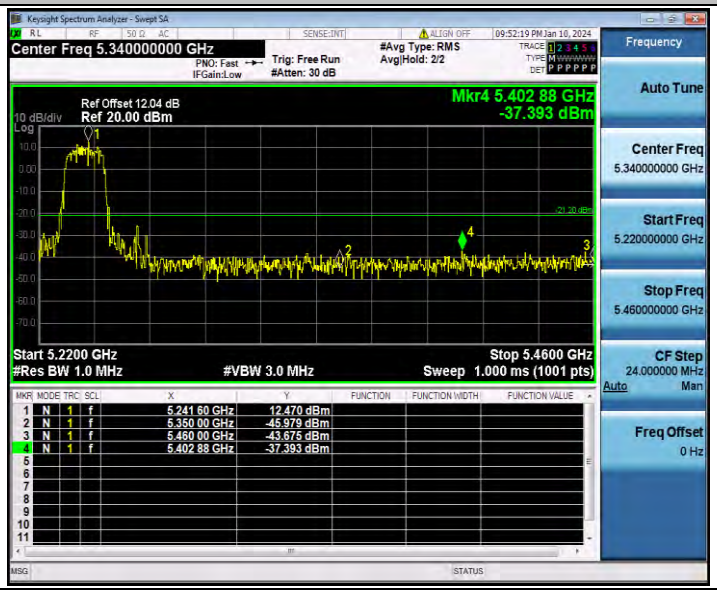

11N20SISO_Ant1_Low_5180_AV
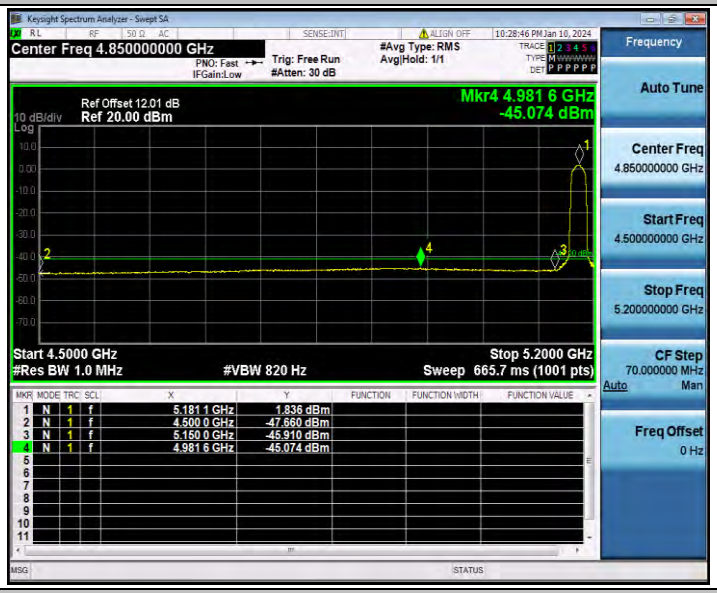

11N20SISO_Ant1_Low_5180_Peak
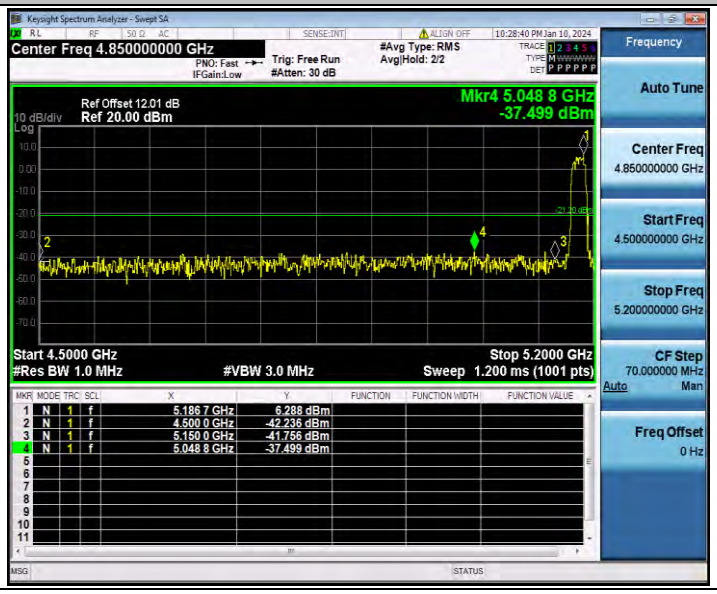

11N20SISO_Ant1_High_5240_AV
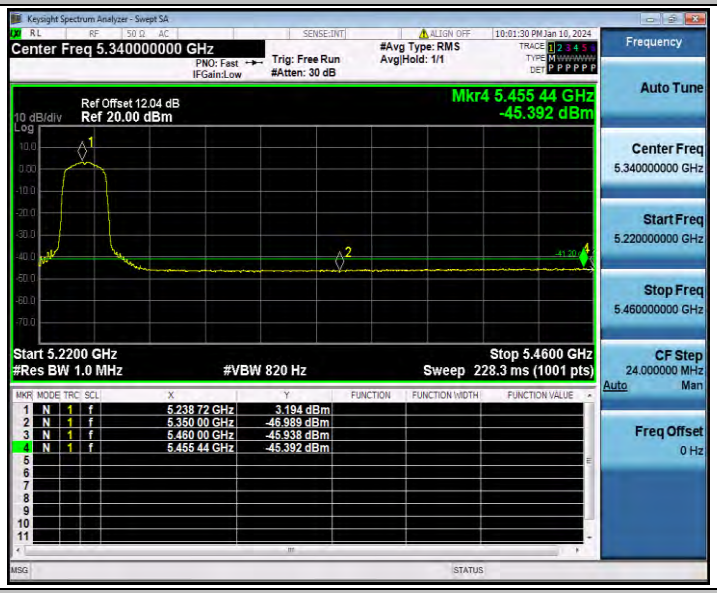

11N20SISO_Ant1_High_5240_Peak
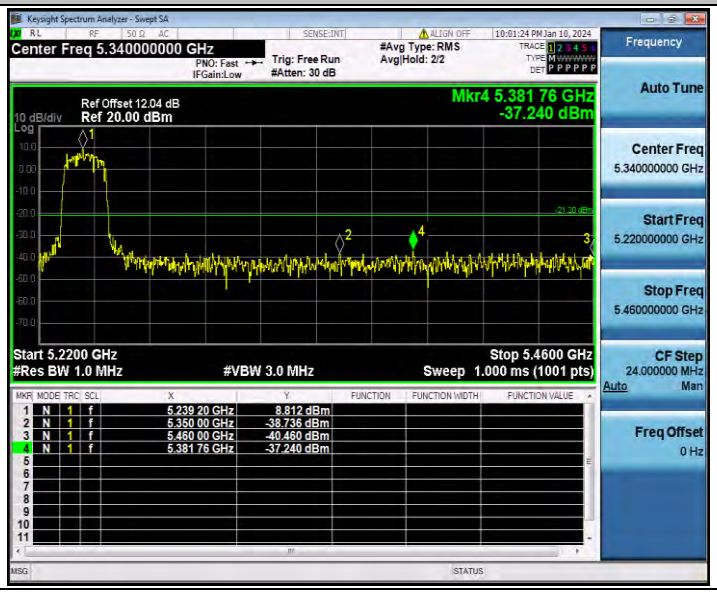

11N40SISO_Ant1_Low_5190_AV
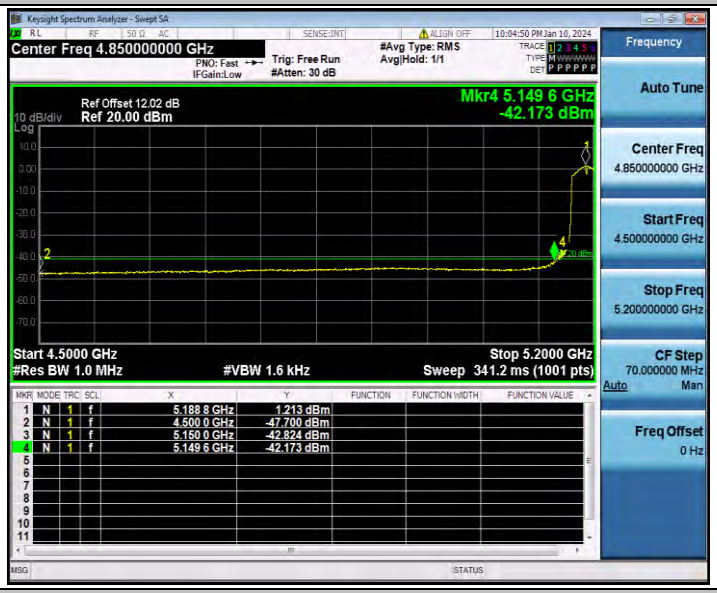

11N40SISO_Ant1_Low_5190_Peak
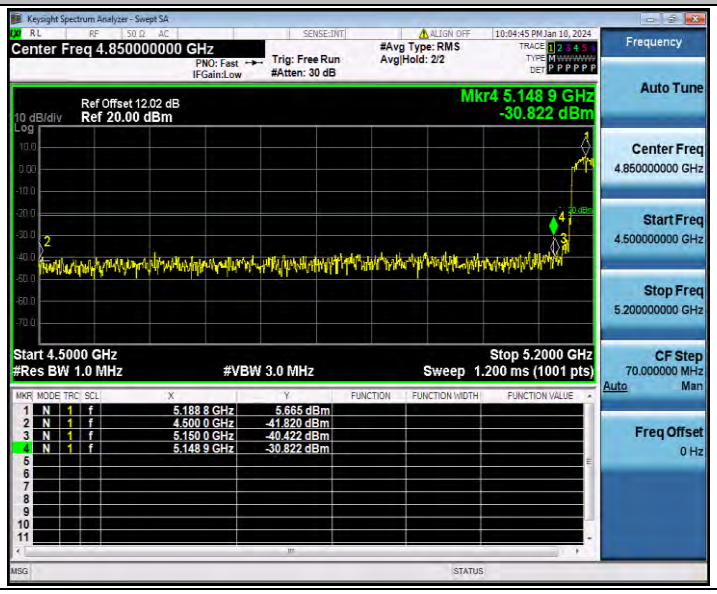

11N40SISO_Ant1_High_5230_AV
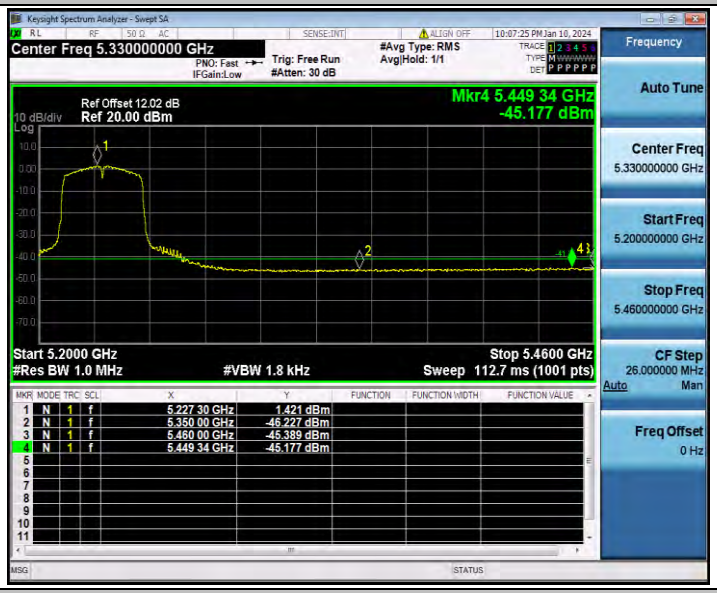

11N40SISO_Ant1_High_5230_Peak
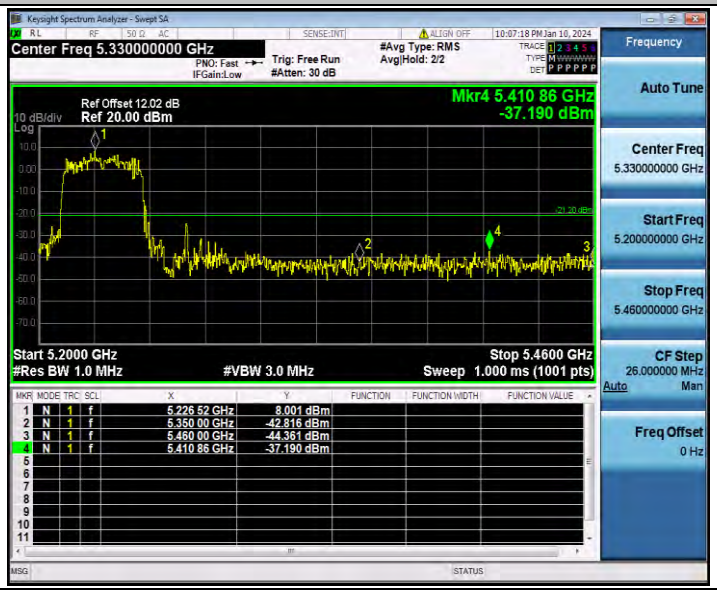

11AC20SISO_Ant1_Low_5180_AV
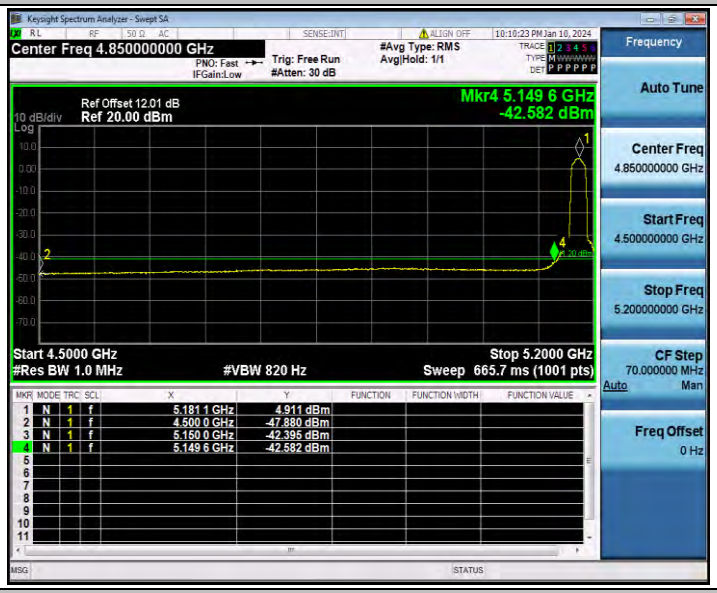

11AC20SISO_Ant1_Low_5180_Peak
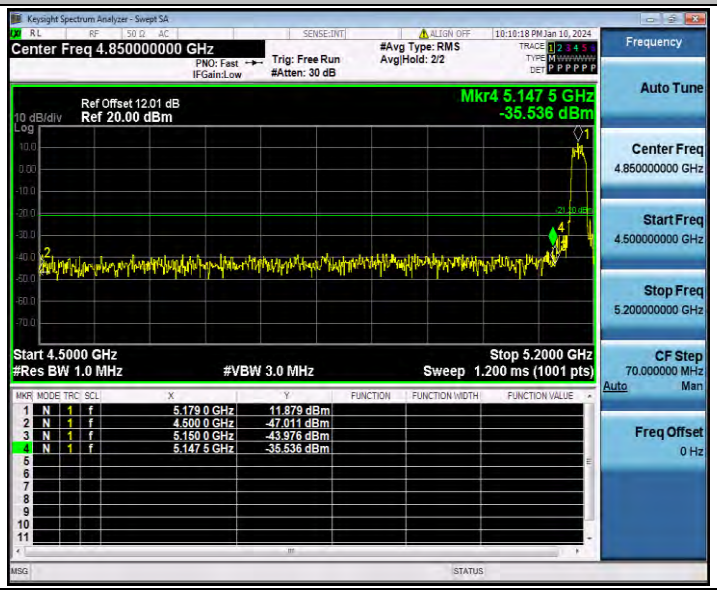

11AC20SISO_Ant1_High_5240_AV
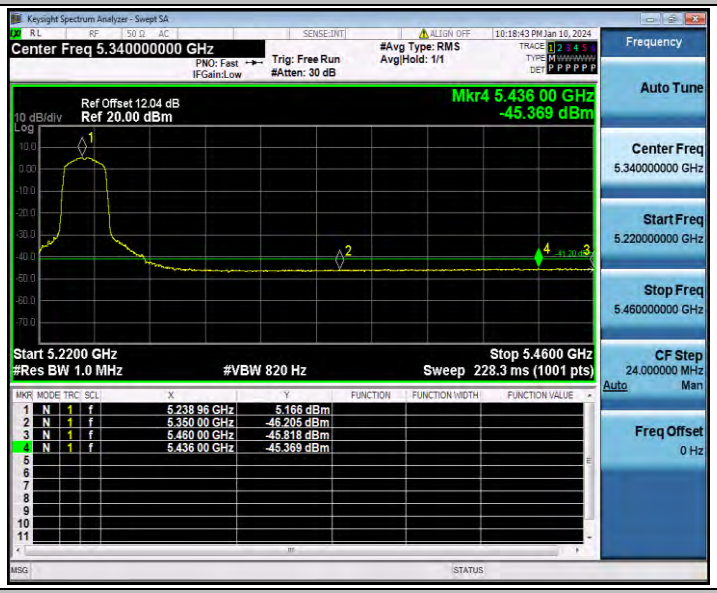

11AC20SISO_Ant1_High_5240_Peak
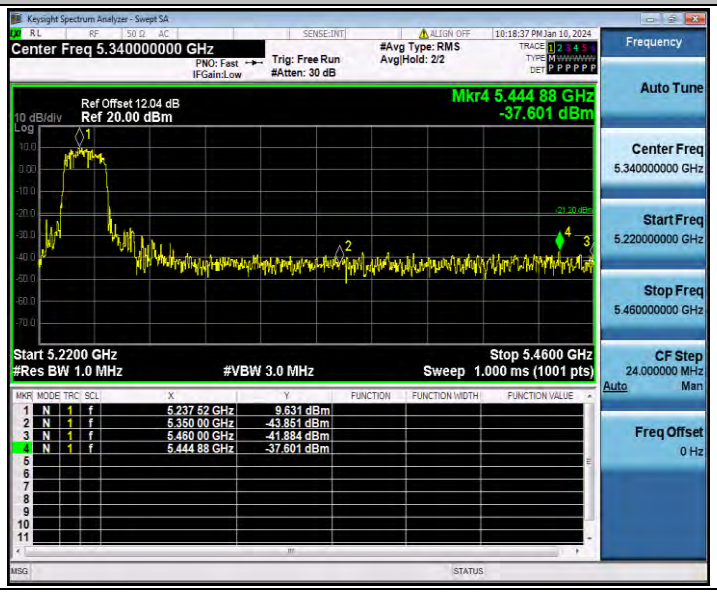

11AC40SISO_Ant1_Low_5190_AV
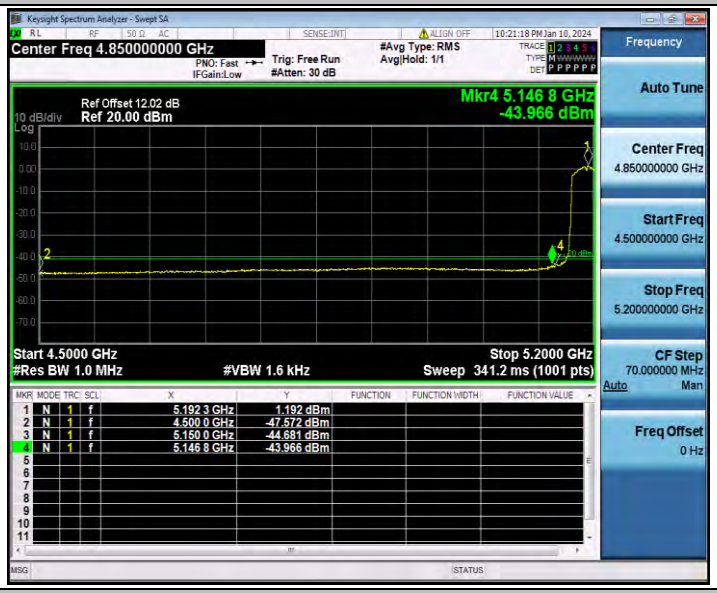

11AC40SISO_Ant1_Low_5190_Peak
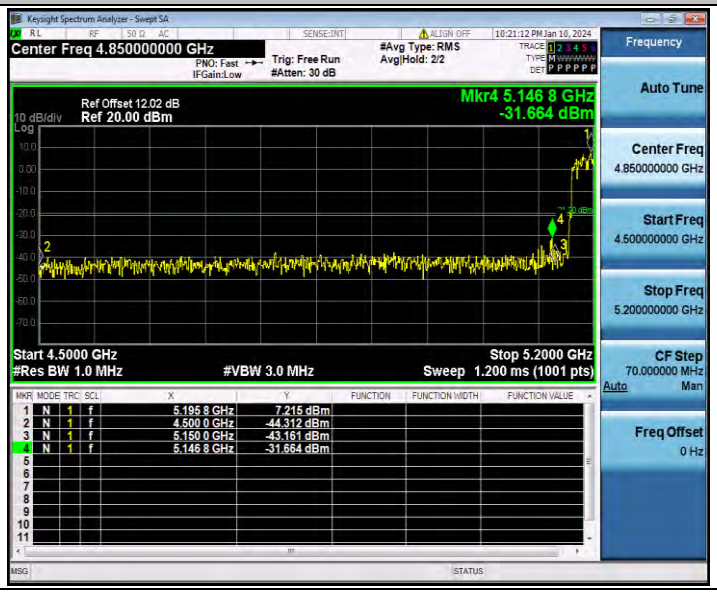

11AC40SISO_Ant1_High_5230_AV
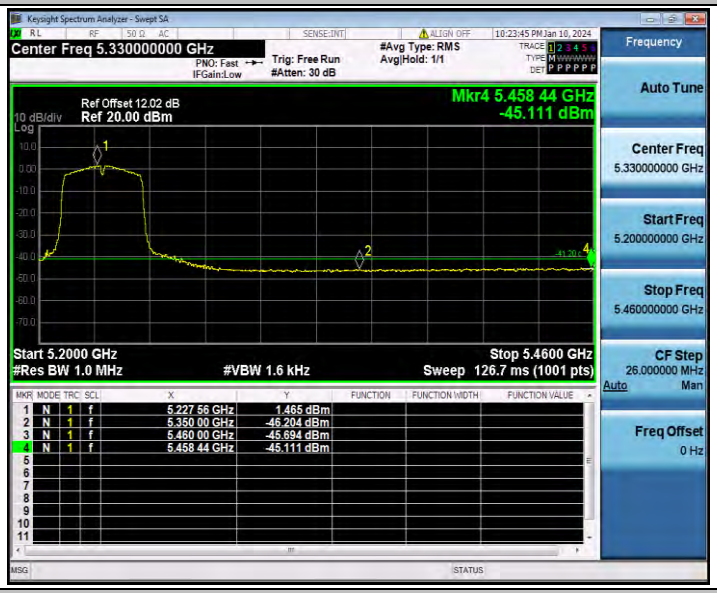

11AC40SISO_Ant1_High_5230_Peak
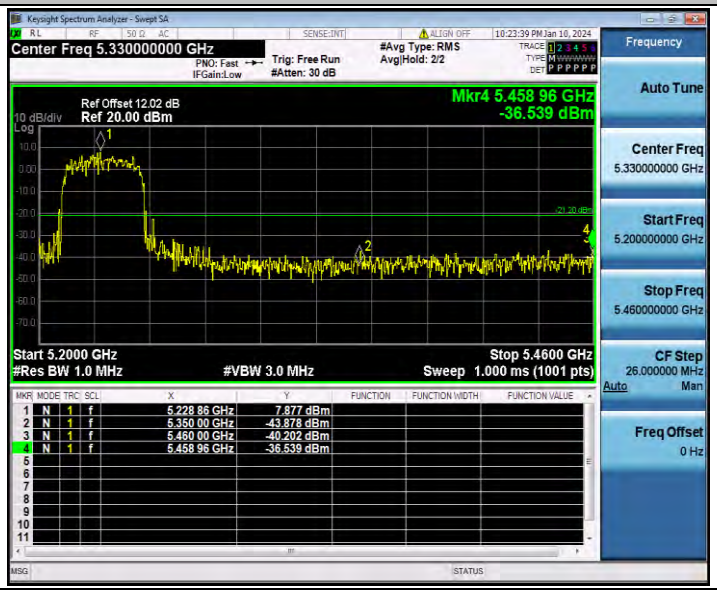

11AC80SISO_Ant1_Low_5210_AV
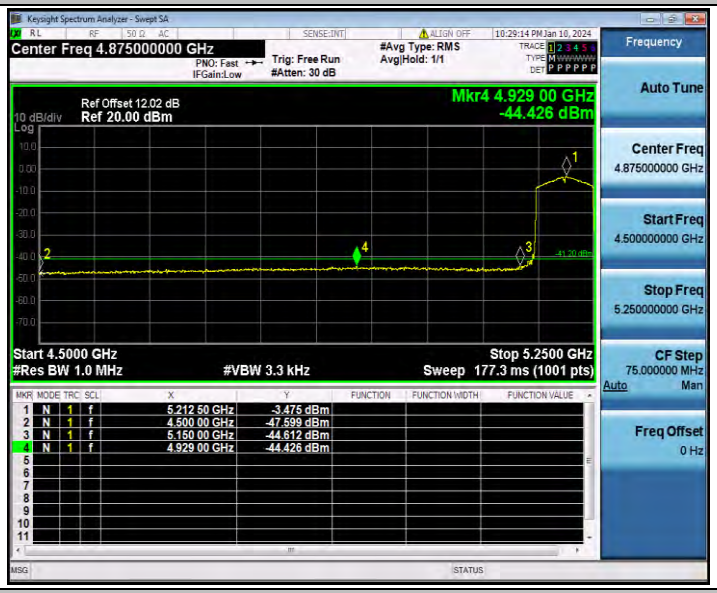

11AC80SISO_Ant1_Low_5210_Peak
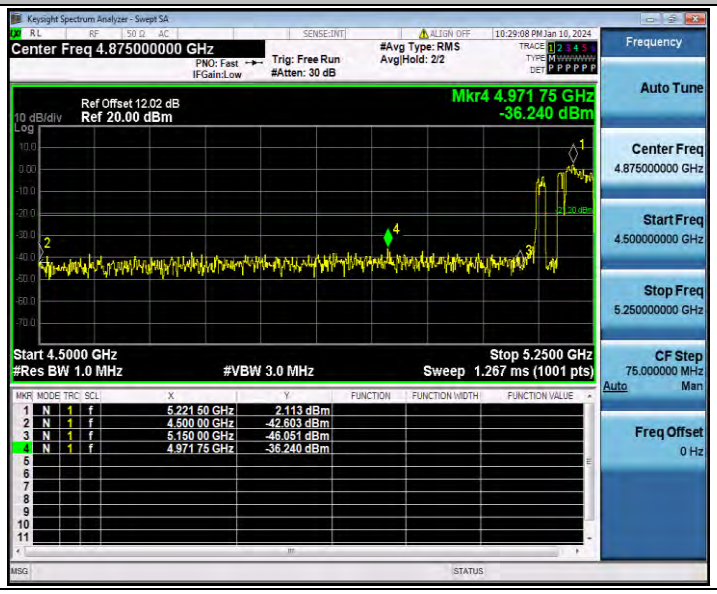

11AC80SISO_Ant1_High_5210_AV
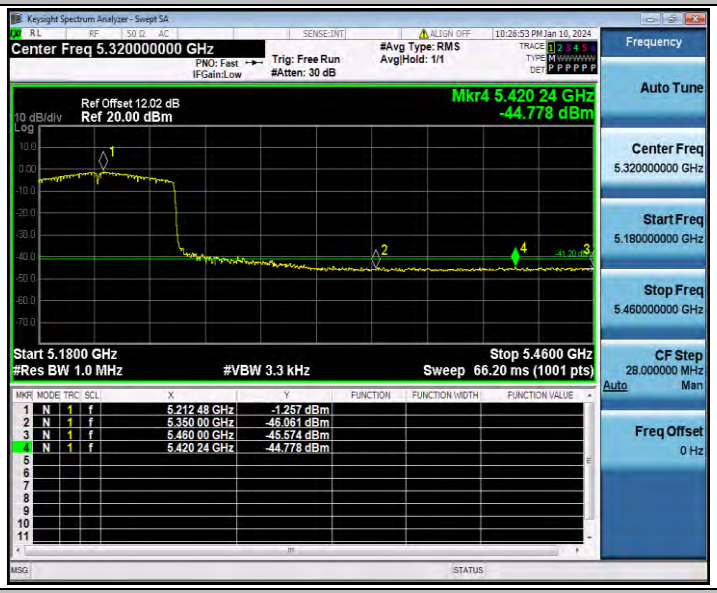
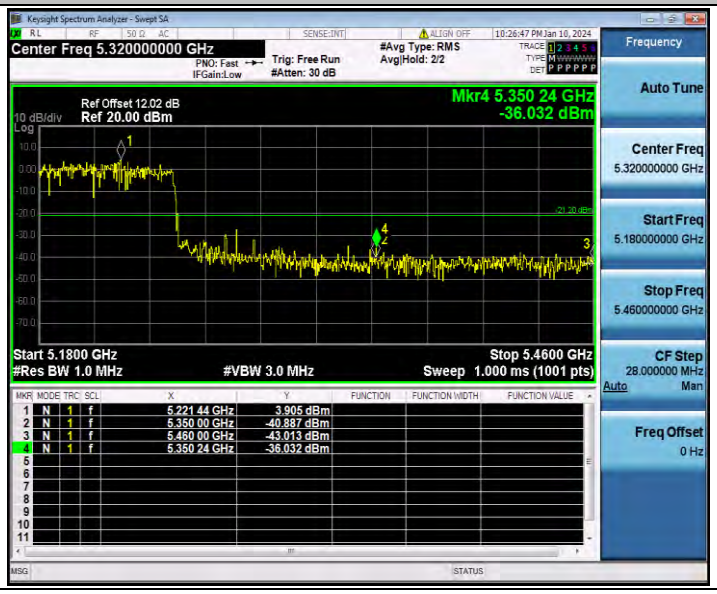
11AC80SISO_Ant1_High_5210_Peak