Case No. : GTS20231208004-1-17	
Ambient Condition: 25 ℃, 45 %RH	
According Standard: ■Part15E	
Test Date: 2024.1.3	**Test Engineer:** Evan ouyang

Appendix E.1: Emission Bandwidth

Test Result

TestMode	Antenna	Freq(MHz)	26db EBW [MHz]	FL[MHz]	FH[MHz]	Limit[MHz]	Verdict
11A	Ant1	5260	19.920	5249.960	5269.880	---	---
		5280	20.000	5269.920	5289.920	---	---
		5320	19.880	5310.040	5329.920	---	---
11N20SISO	Ant1	5260	20.520	5249.680	5270.200	---	---
		5280	20.240	5269.760	5290.000	---	---
		5320	20.440	5309.840	5330.280	---	---
11N40SISO	Ant1	5270	39.440	5250.160	5289.600	---	---
		5310	39.840	5290.000	5329.840	---	---
11AC20SISO	Ant1	5260	20.480	5249.680	5270.160	---	---
		5280	21.920	5269.000	5290.920	---	---
		5320	21.760	5309.120	5330.880	---	---
11AC40SISO	Ant1	5270	40.880	5249.520	5290.400	---	---
		5310	40.880	5289.520	5330.400	---	---
11AC80SISO	Ant1	5290	90.560	5240.400	5330.960	---	---
11AX20SISO	Ant1	5260	22.040	5248.880	5270.920	---	---
		5280	22.120	5268.880	5291.000	---	---
		5320	22.280	5308.920	5331.200	---	---
11AX40SISO	Ant1	5270	41.600	5249.280	5290.880	---	---
		5310	41.280	5289.360	5330.640	---	---
11AX80SISO	Ant1	5290	82.400	5248.880	5331.280	---	---

Test Graphs

11A_Ant1_5260

11A_Ant1_5280

11A_Ant1_5320
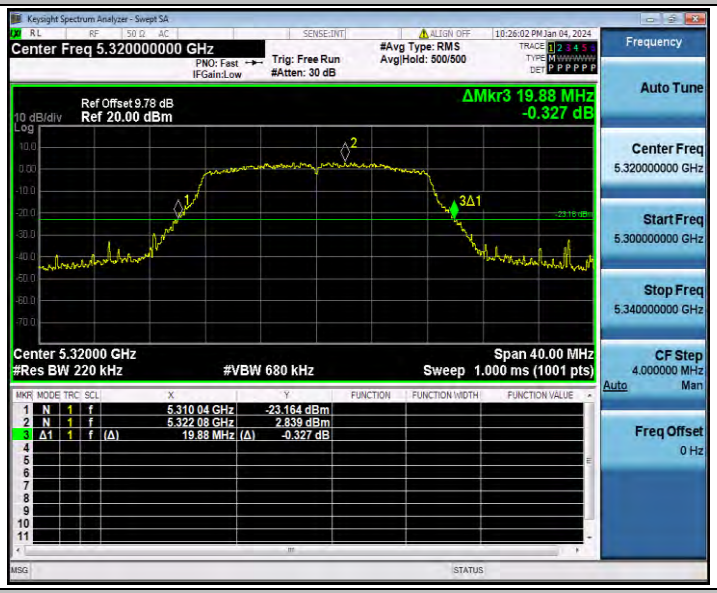

11N20SISO_Ant1_5260
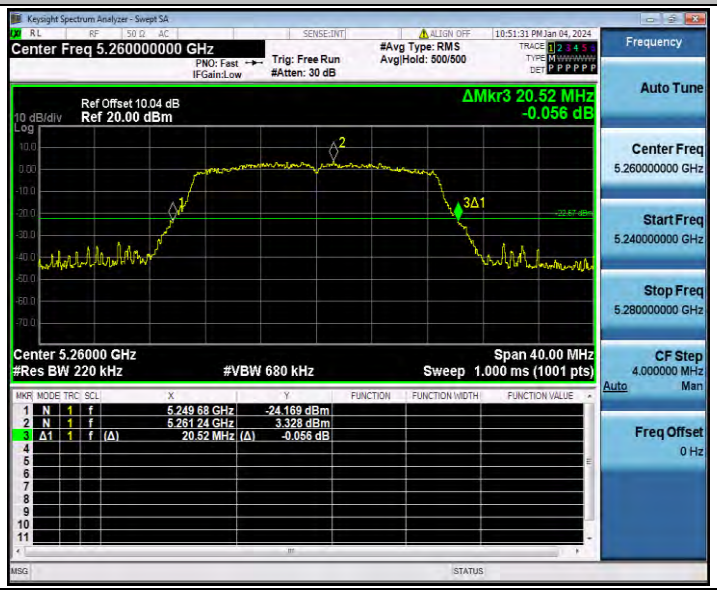

11N20SISO_Ant1_5280
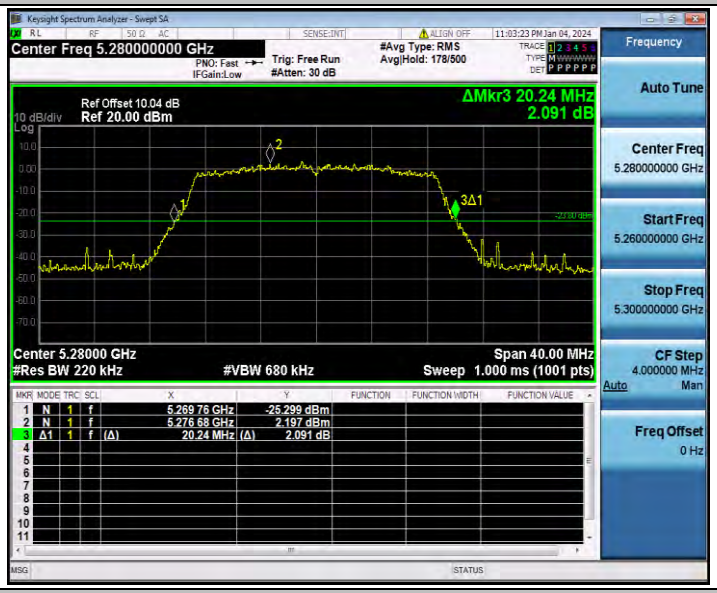

11N20SISO_Ant1_5320
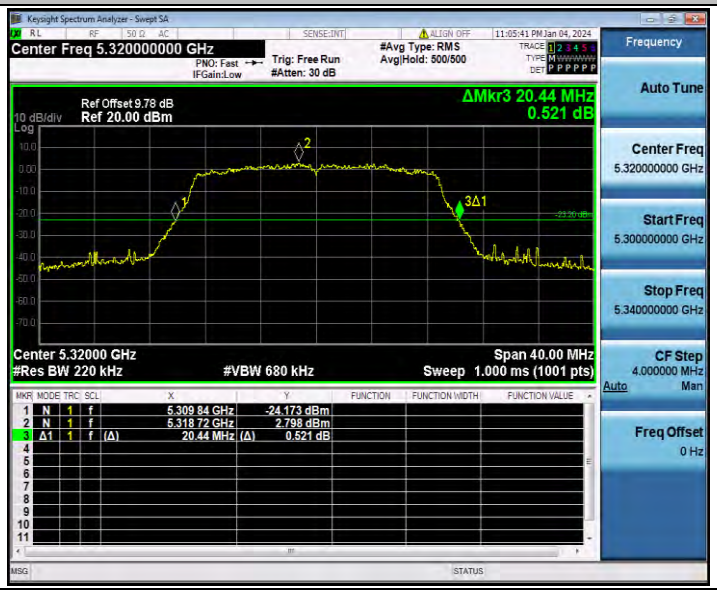

11N40SISO_Ant1_5270
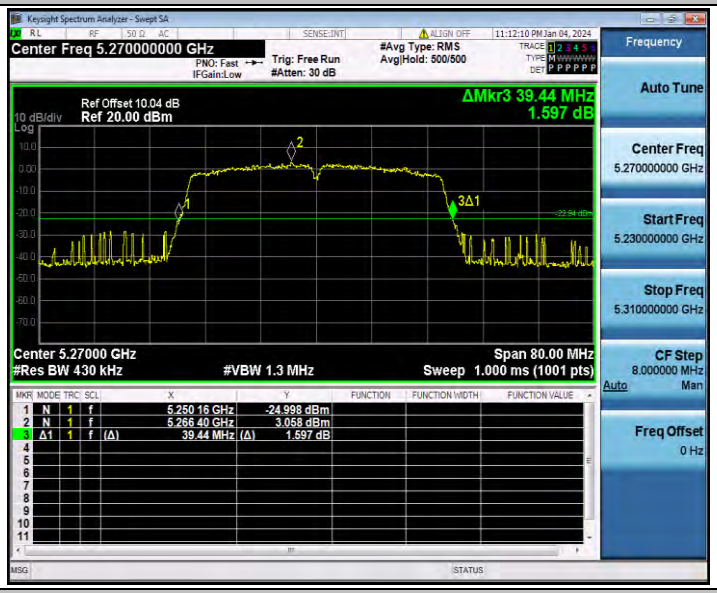

11N40SISO_Ant1_5310

11AC20SISO_Ant1_5260
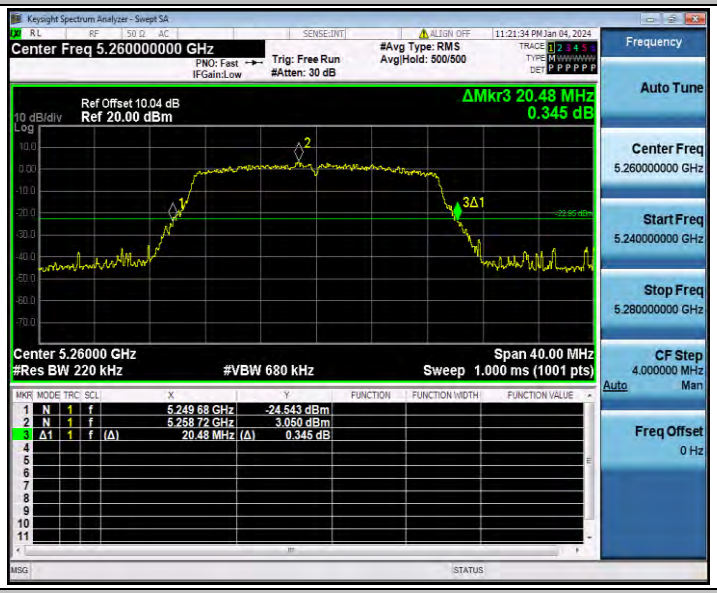

11AC20SISO_Ant1_5280

11AC20SISO_Ant1_5320
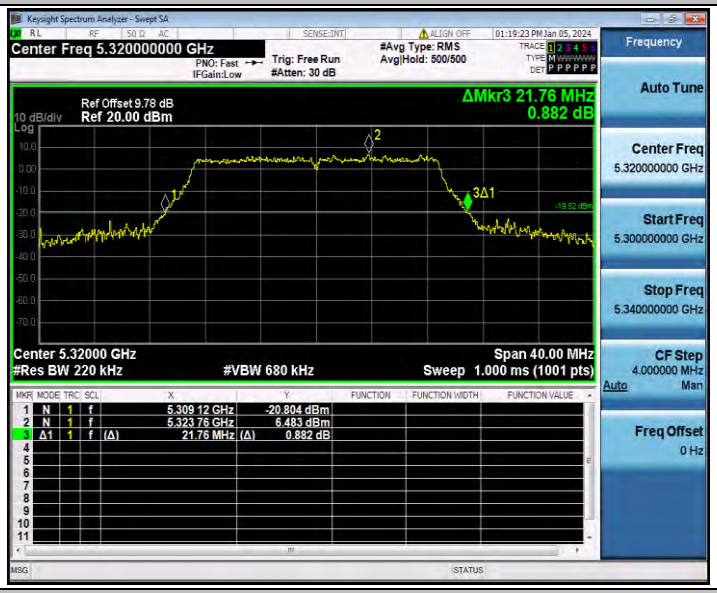

11AC40SISO_Ant1_5270
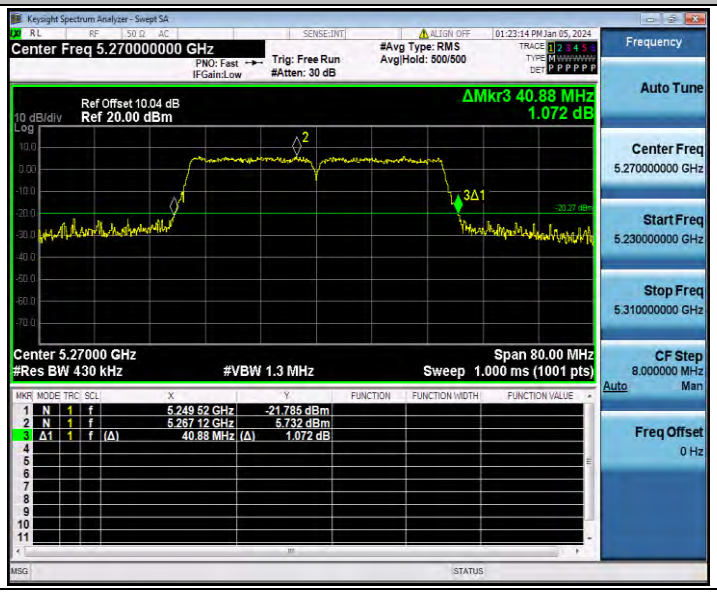

11AC40SISO_Ant1_5310
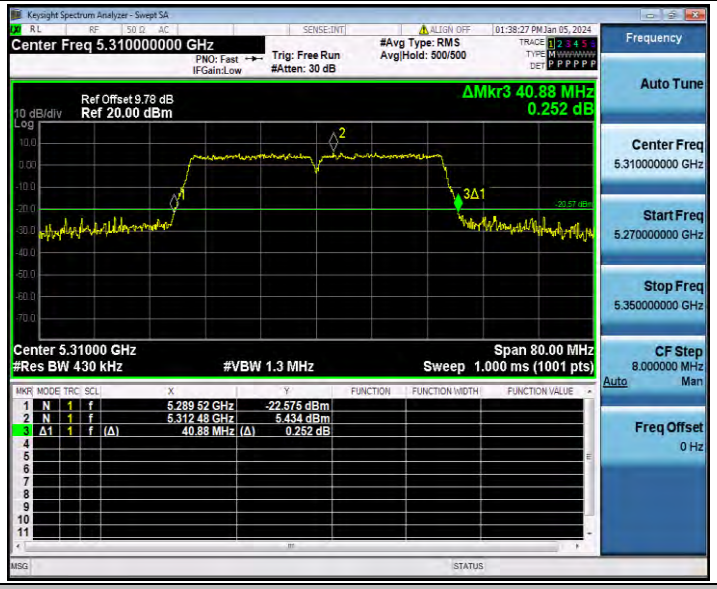

11AC80SISO_Ant1_5290
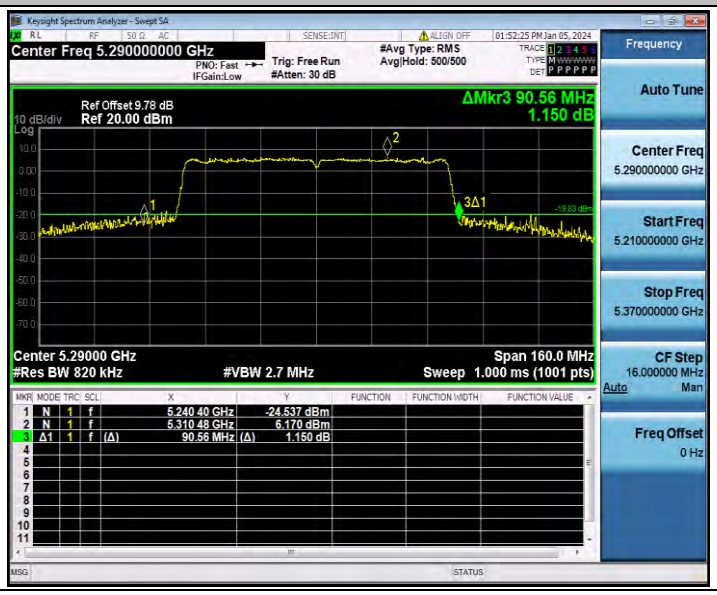

11AX20SISO_Ant1_5260
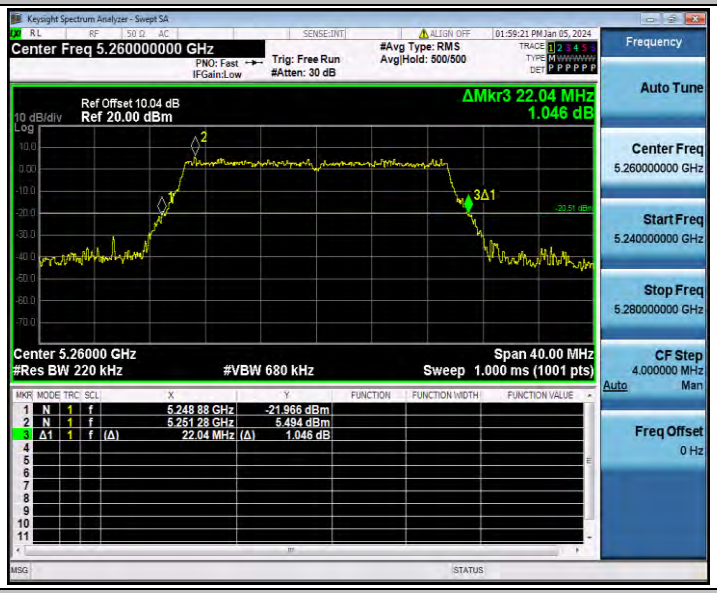

11AX20SISO_Ant1_5280
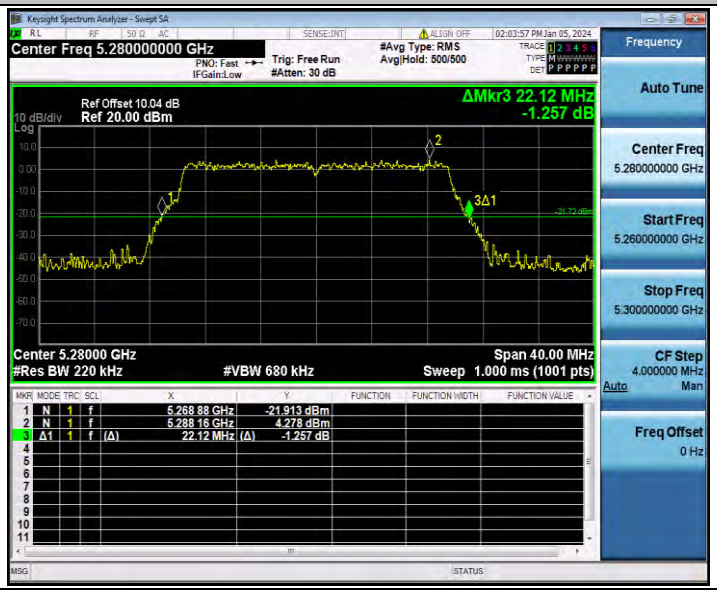

11AX20SISO_Ant1_5320
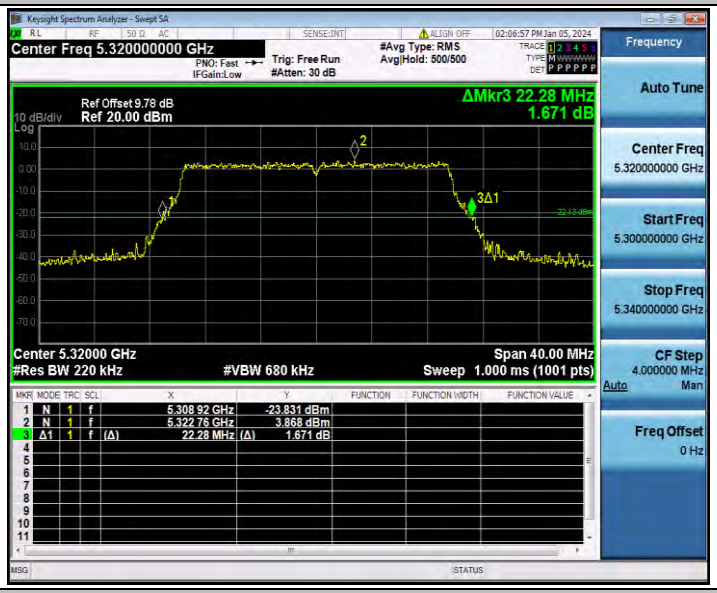

11AX40SISO_Ant1_5270
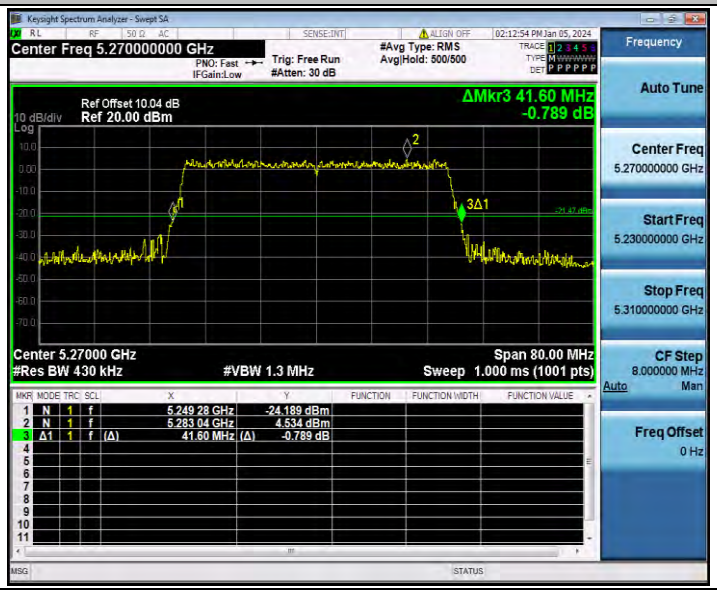

11AX40SISO_Ant1_5310
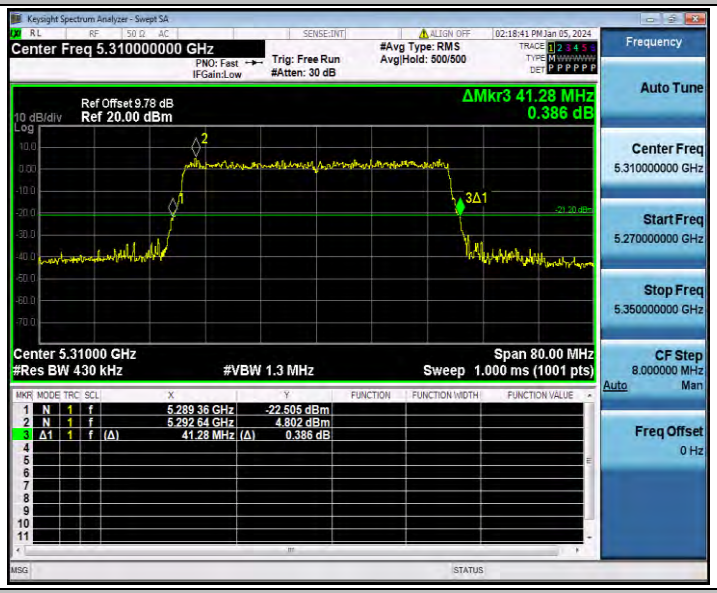

11AX80SISO_Ant1_5290
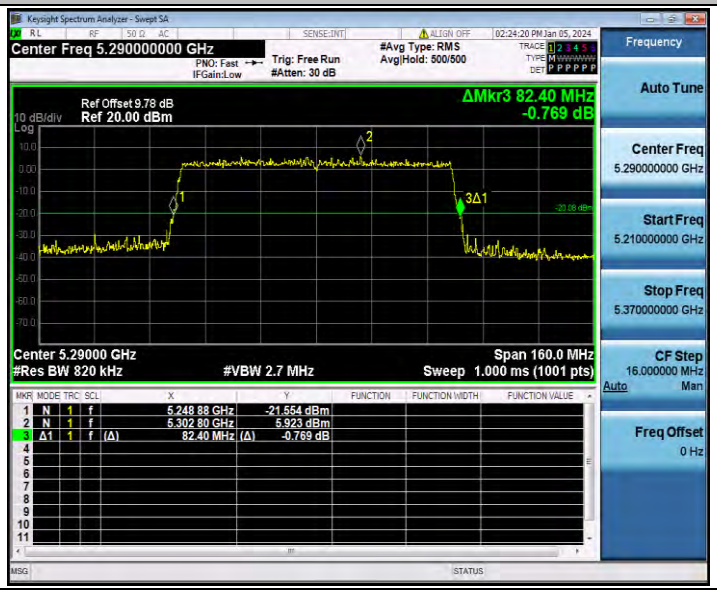

Appendix E.2: Occupied channel bandwidth

Test Result

TestMode	Antenna	Freq(MHz)	OCB [MHz]	FL[MHz]	FH[MHz]	Limit[MHz]	Verdict
11A	Ant1	5260	16.765	5251.5641	5268.3291	---	---
		5280	16.759	5271.5916	5288.3506	---	---
		5320	16.779	5311.6086	5328.3876	---	---
11N20SISO	Ant1	5260	17.754	5251.0648	5268.8188	---	---
		5280	17.734	5271.0977	5288.8317	---	---
		5320	17.718	5311.1315	5328.8495	---	---
11N40SISO	Ant1	5270	36.017	5251.8930	5287.9100	---	---
		5310	35.980	5292.0455	5328.0255	---	---
11AC20SISO	Ant1	5260	17.741	5251.0941	5268.8351	---	---
		5280	18.538	5270.7157	5289.2537	---	---
		5320	18.594	5310.7121	5329.3061	---	---
11AC40SISO	Ant1	5270	36.897	5251.4918	5288.3888	---	---
		5310	36.913	5291.5811	5328.4941	---	---
11AC80SISO	Ant1	5290	75.769	5252.1467	5327.9157	---	---
11AX20SISO	Ant1	5260	19.336	5250.2959	5269.6319	---	---
		5280	19.274	5270.3439	5289.6179	---	---
		5320	19.383	5310.2610	5329.6440	---	---
11AX40SISO	Ant1	5270	38.140	5250.9018	5289.0418	---	---
		5310	38.036	5290.9798	5329.0158	---	---
11AX80SISO	Ant1	5290	77.677	5251.1811	5328.8581	---	---

Test Graphs

11A_Ant1_5260
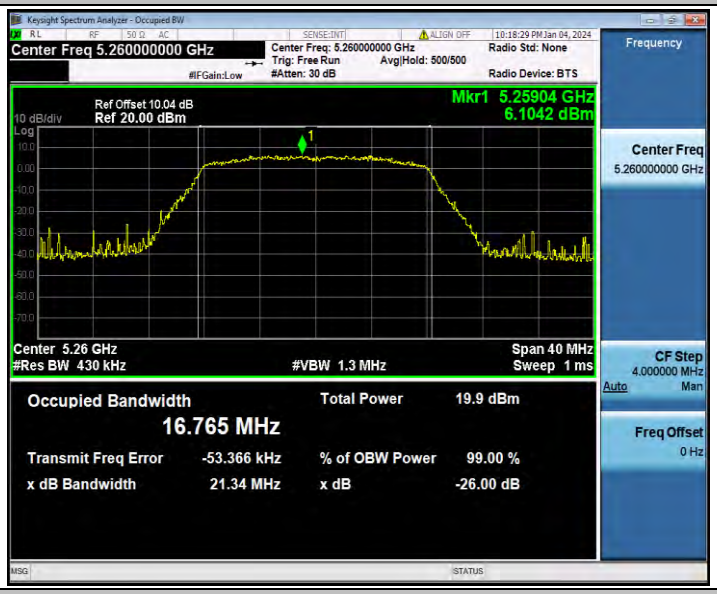

11A_Ant1_5280
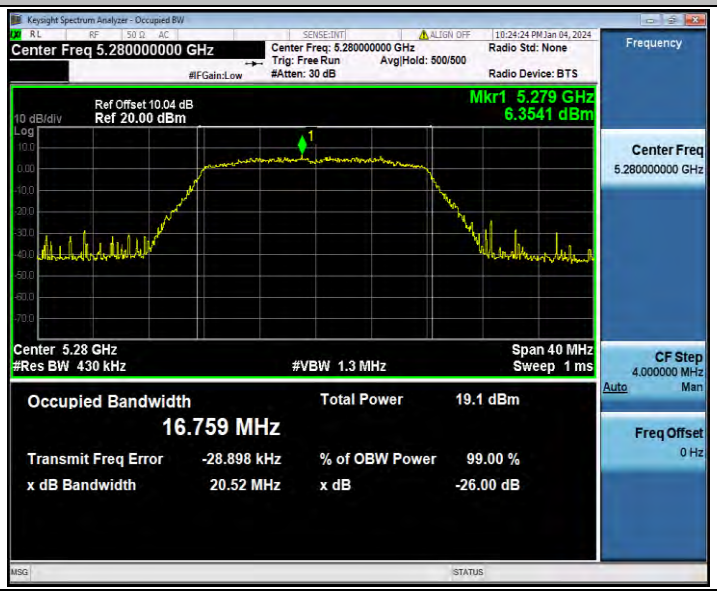

11A_Ant1_5320
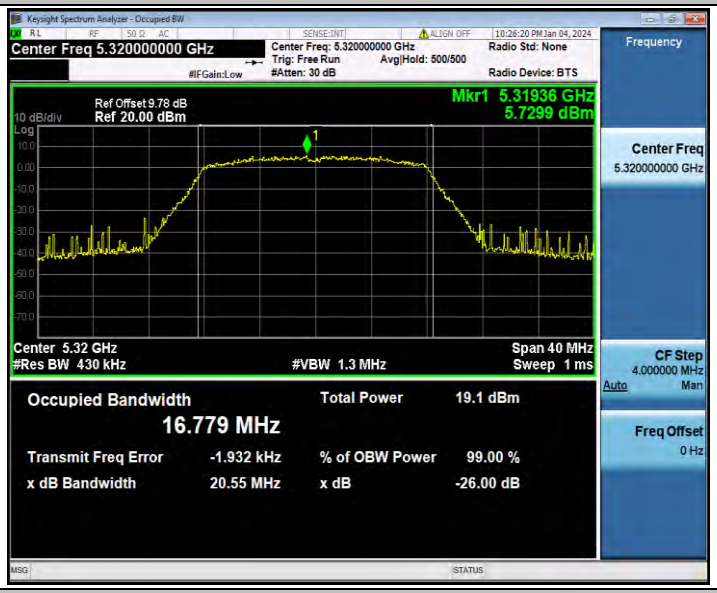

11N20SISO_Ant1_5260
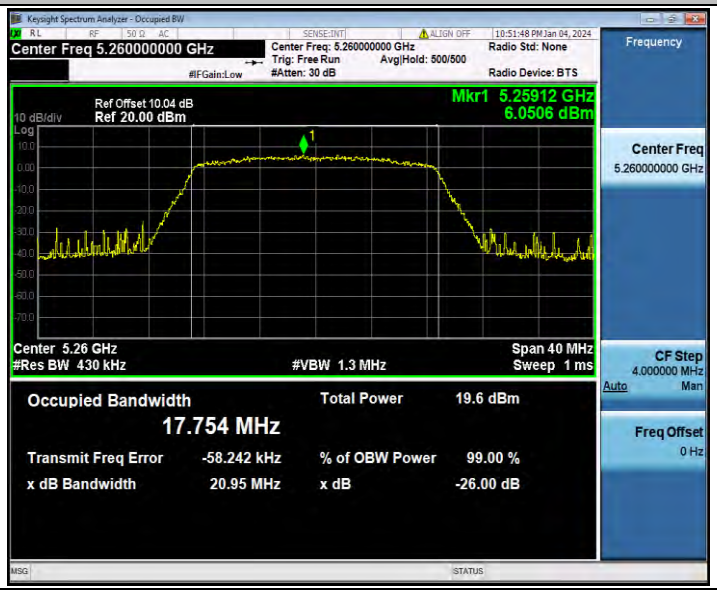

11N20SISO_Ant1_5280

11N20SISO_Ant1_5320
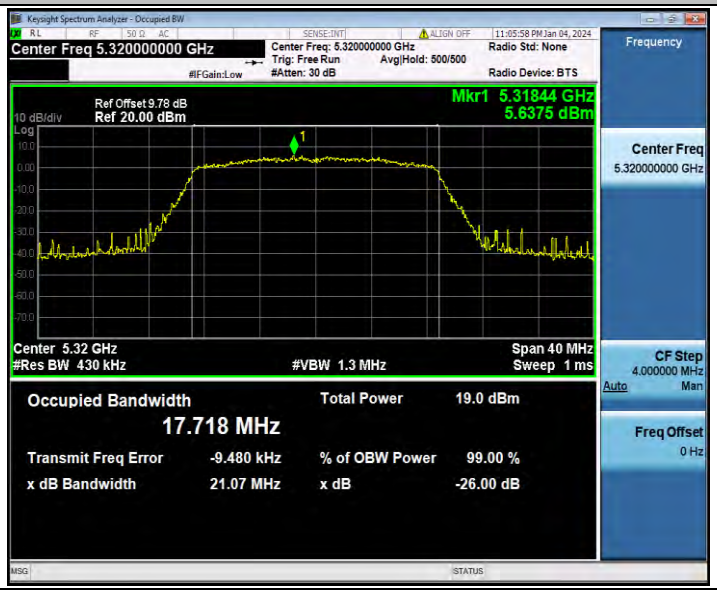

11N40SISO_Ant1_5270
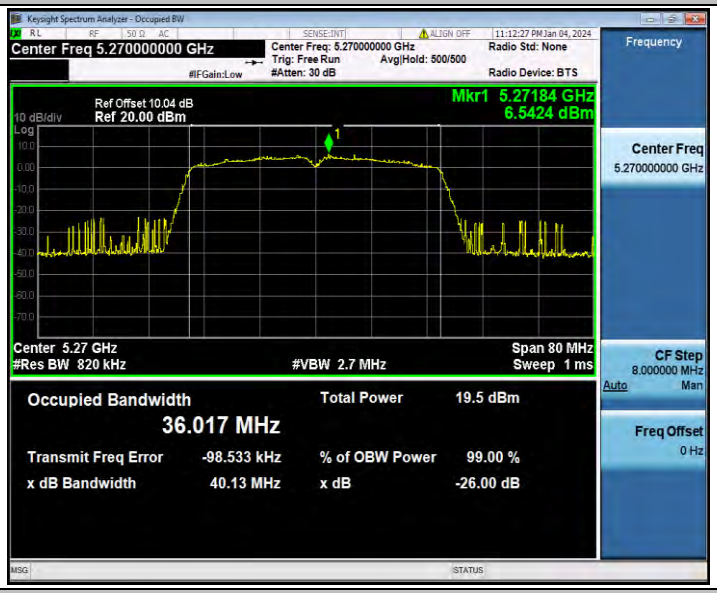

11N40SISO_Ant1_5310

11AC20SISO_Ant1_5260
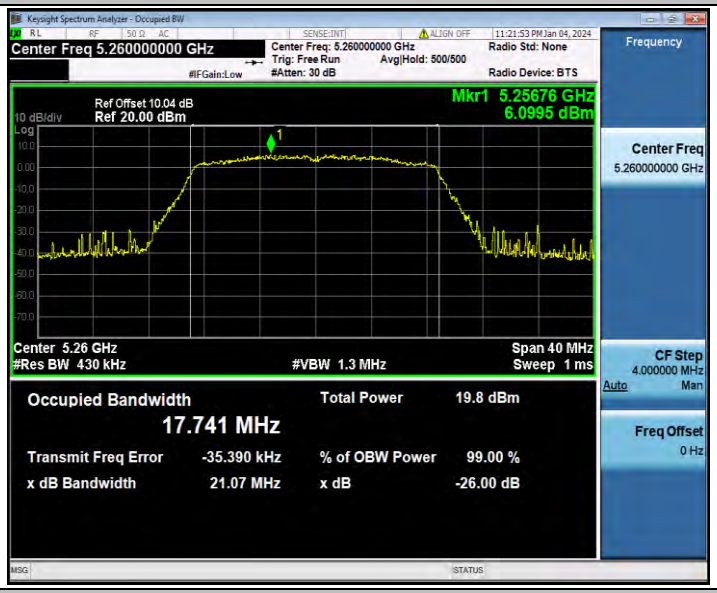

11AC20SISO_Ant1_5280

11AC20SISO_Ant1_5320

11AC40SISO_Ant1_5270
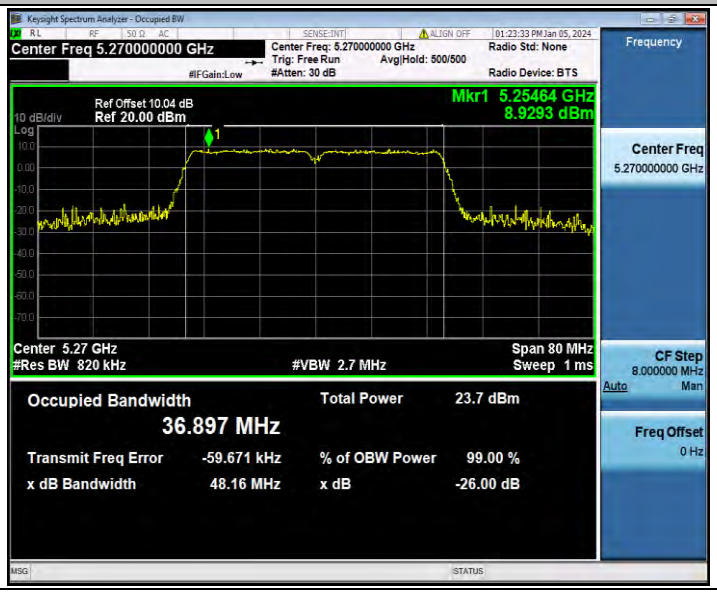

11AC40SISO_Ant1_5310
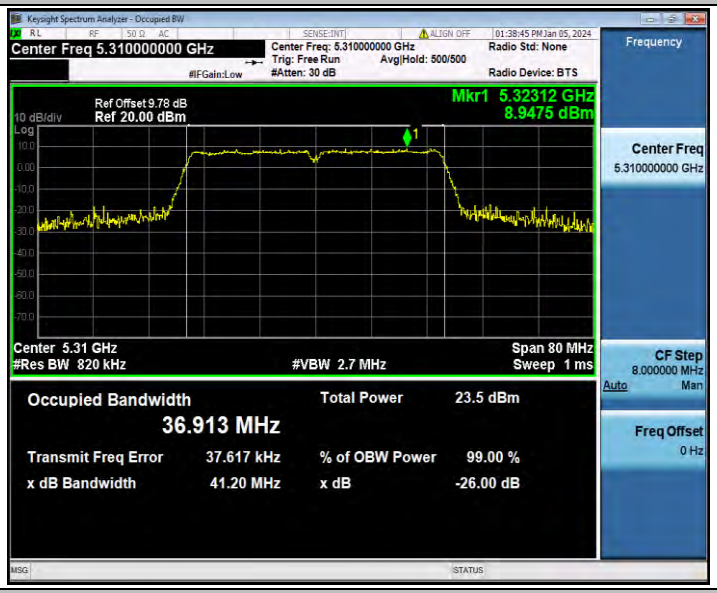

11AC80SISO_Ant1_5290
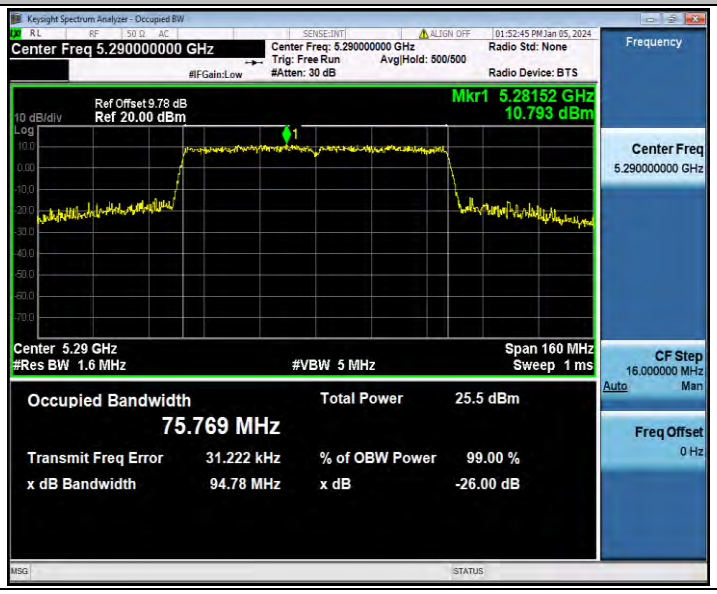

11AX20SISO_Ant1_5260

11AX20SISO_Ant1_5280
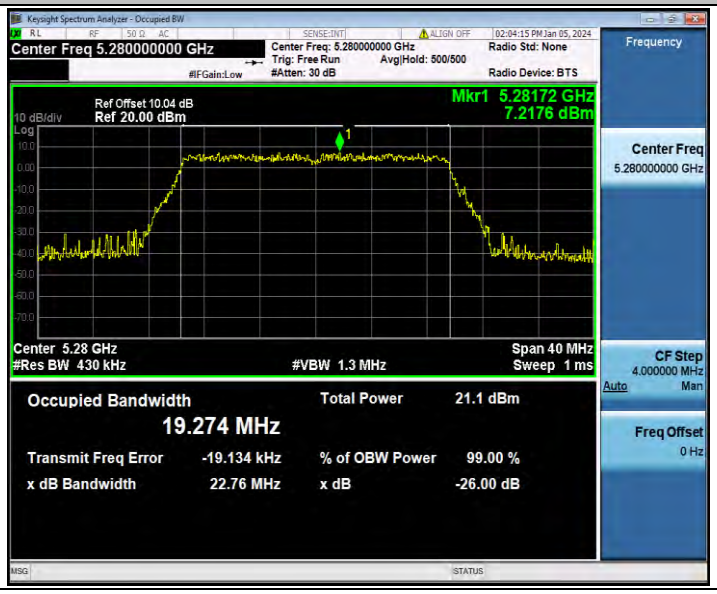

11AX20SISO_Ant1_5320
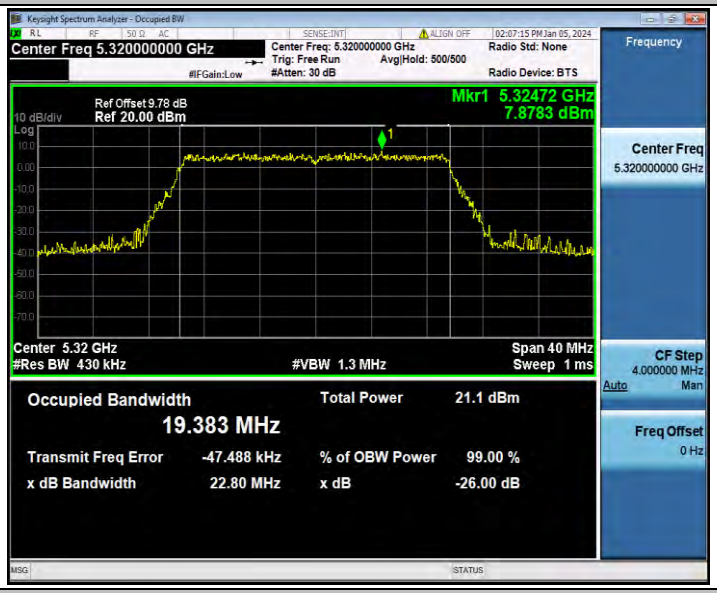

11AX40SISO_Ant1_5270

11AX40SISO_Ant1_5310

11AX80SISO_Ant1_5290
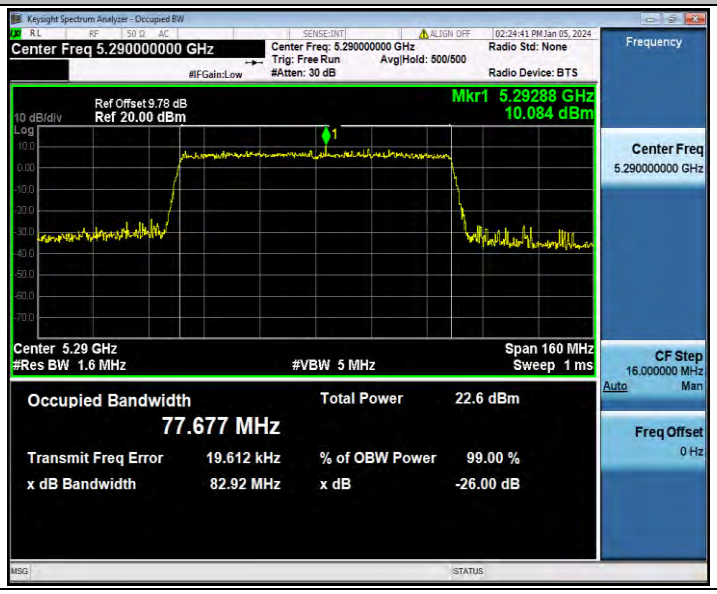

Appendix E.3: Duty Cycle

Test Result

TestMode	Antenna	Freq(MHz)	Transmission Duration [ms]	Transmission Period [ms]	Duty Cycle [%]	Duty Cycle Factor[dB]	1/T Factor[KHz]
11A	Ant1	5260	5.48	5.63	97.34	0.12	0.18
		5280	5.48	5.63	97.34	0.12	0.18
		5320	5.48	5.62	97.51	0.11	0.18
11N20SISO	Ant1	5260	5.37	5.51	97.46	0.11	0.19
		5280	5.37	5.51	97.46	0.11	0.19
		5320	5.38	5.52	97.46	0.11	0.19
11N40SISO	Ant1	5270	5.15	5.29	97.35	0.12	0.19
		5310	5.15	5.30	97.17	0.12	0.19
11AC20SISO	Ant1	5260	5.38	5.52	97.46	0.11	0.19
		5280	5.38	10.34	52.03	2.84	0.19
		5320	5.38	10.35	51.98	2.84	0.19
11AC40SISO	Ant1	5270	5.16	10.35	49.86	3.02	0.19
		5310	5.16	10.35	49.86	3.02	0.19
11AC80SISO	Ant1	5290	4.75	10.34	45.94	3.38	0.21
11AX20SISO	Ant1	5260	4.65	10.35	44.93	3.47	0.22
		5280	4.65	10.35	44.93	3.47	0.22
		5320	4.65	10.35	44.93	3.47	0.22
11AX40SISO	Ant1	5270	4.64	10.34	44.87	3.48	0.22
		5310	4.64	10.35	44.83	3.48	0.22
11AX80SISO	Ant1	5290	4.42	10.34	42.75	3.69	0.23

Test Graphs

11A_Ant1_5260
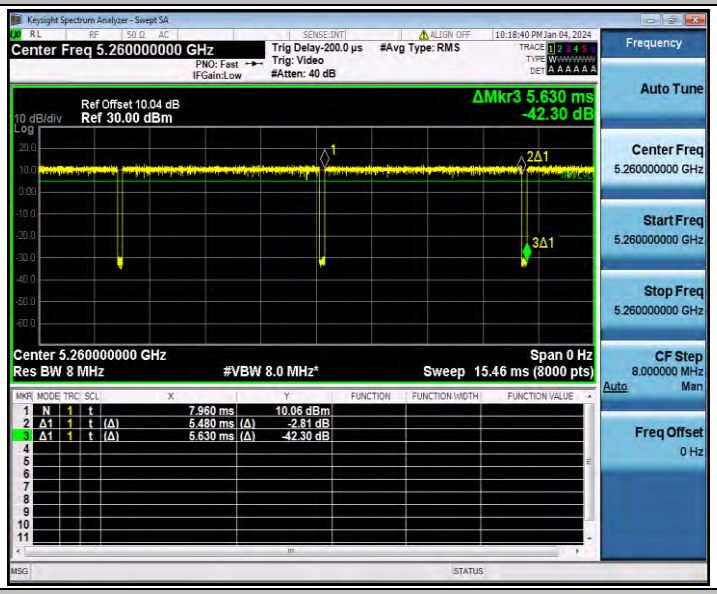

11A_Ant1_5280
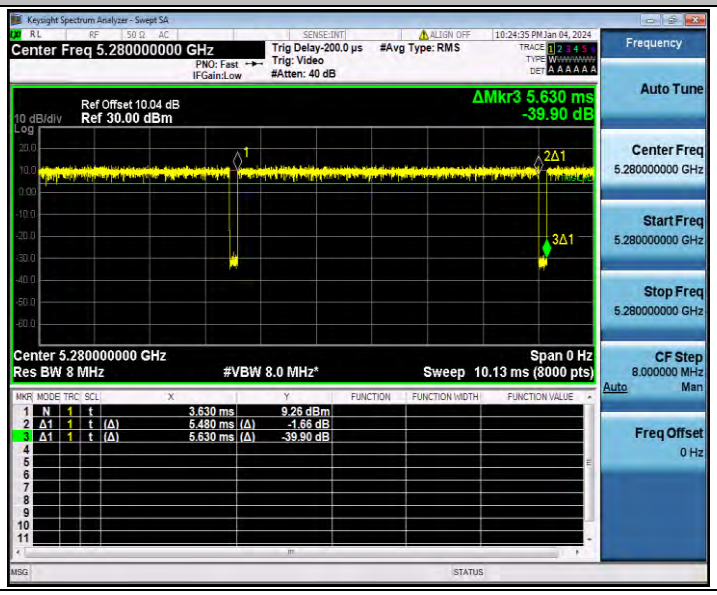

11A_Ant1_5320
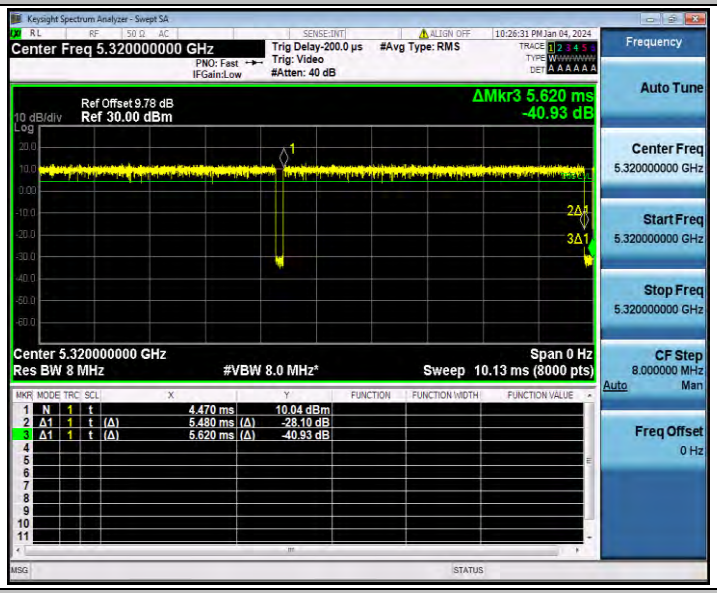

11N20SISO_Ant1_5260
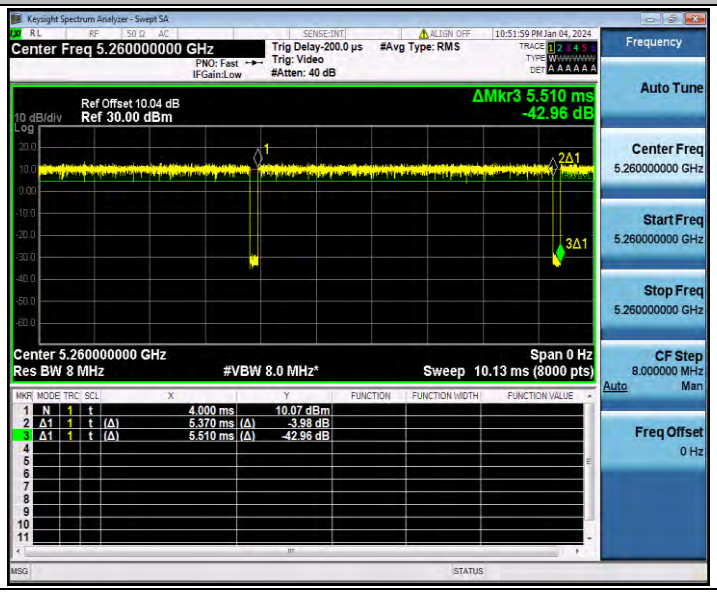

11N20SISO_Ant1_5280
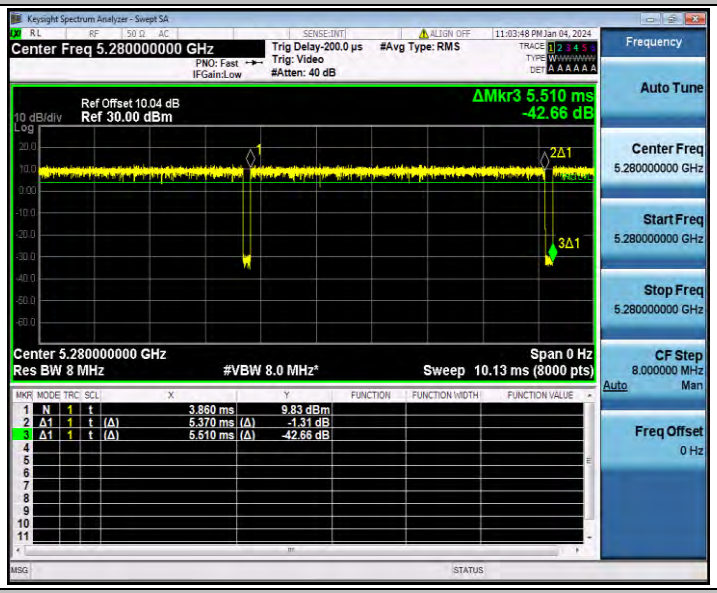

11N20SISO_Ant1_5320
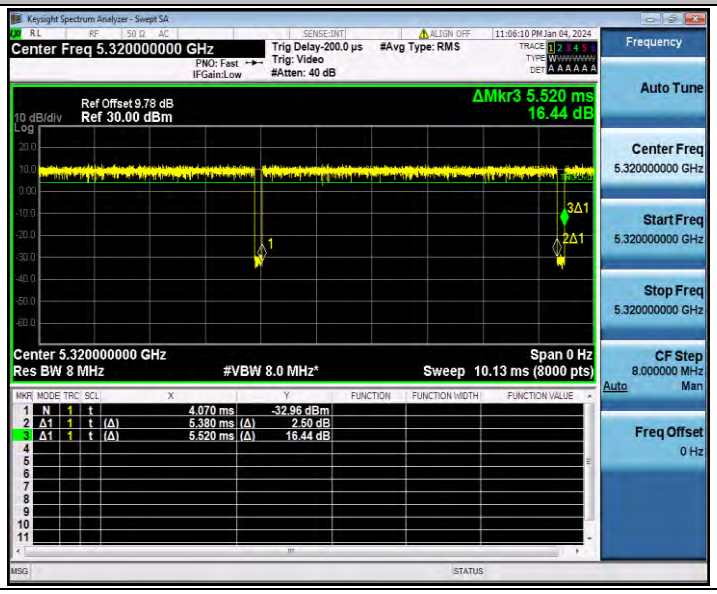

11N40SISO_Ant1_5270
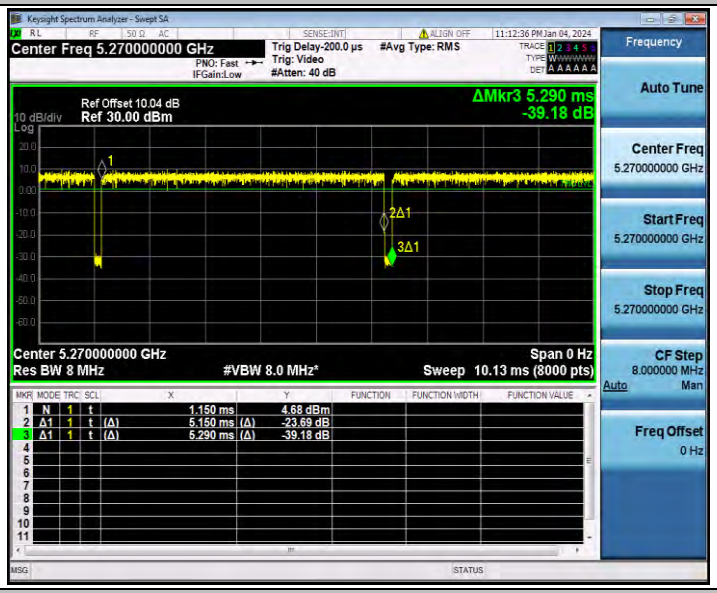

11N40SISO_Ant1_5310
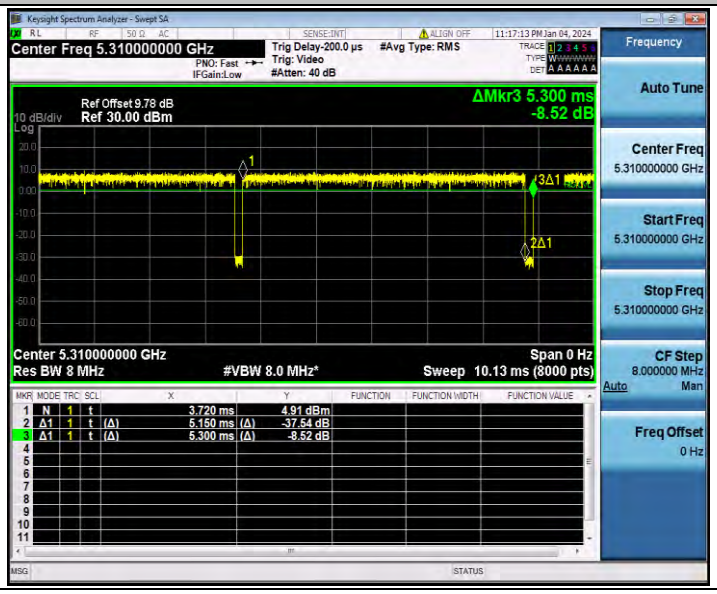

11AC20SISO_Ant1_5260
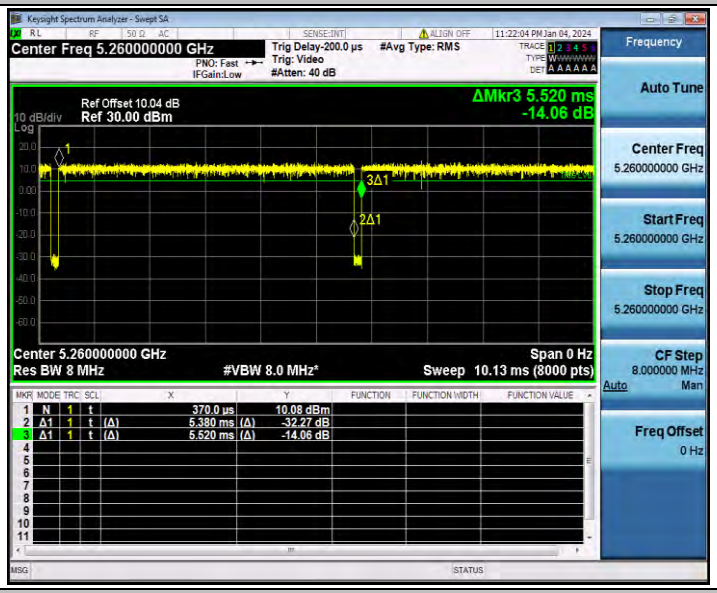

11AC20SISO_Ant1_5280
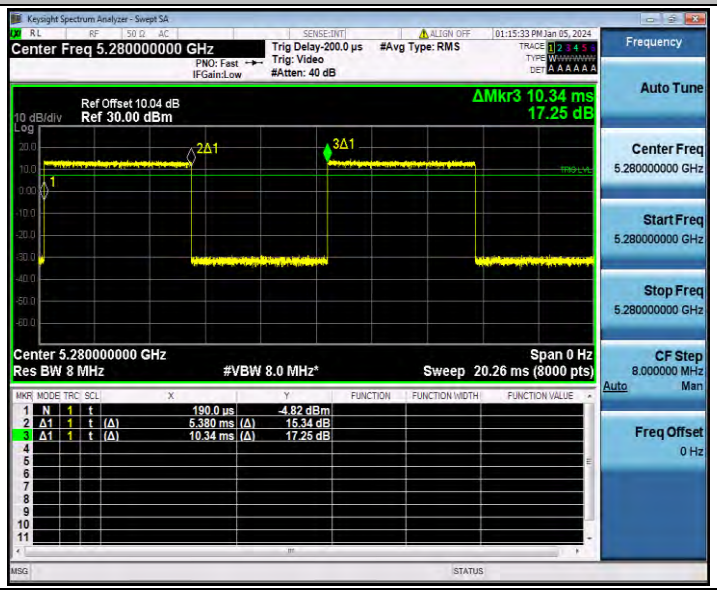

11AC20SISO_Ant1_5320
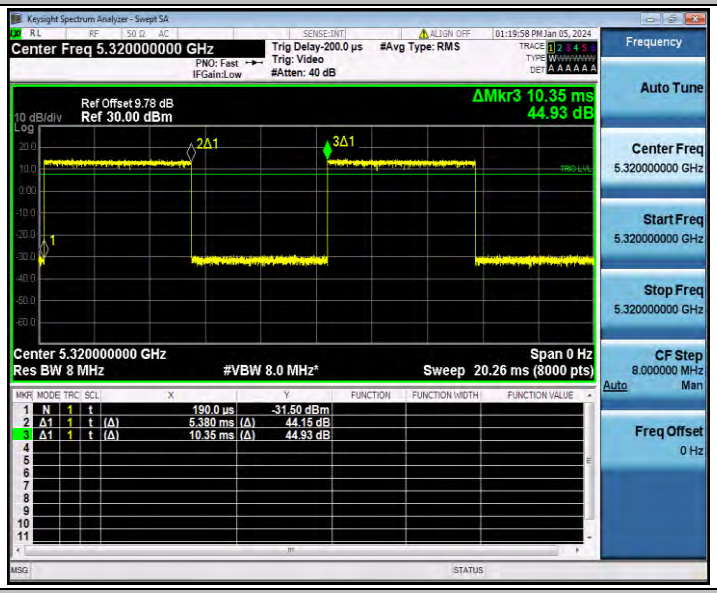

11AC40SISO_Ant1_5270
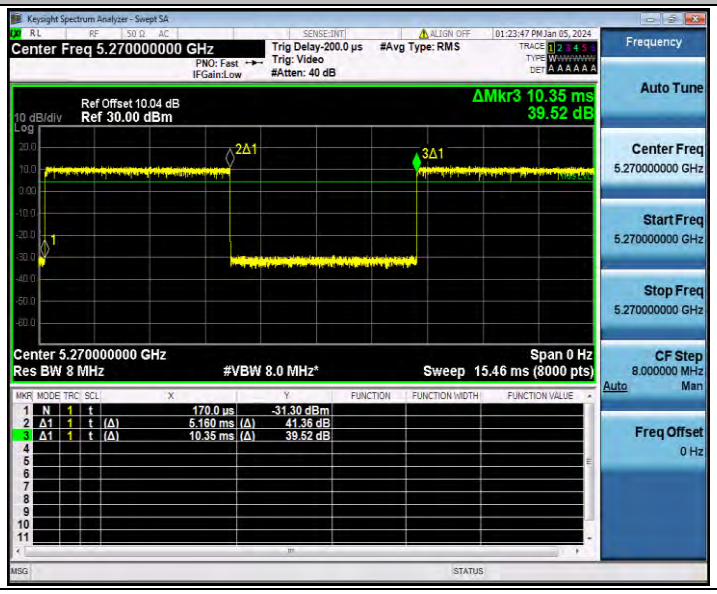

11AC40SISO_Ant1_5310
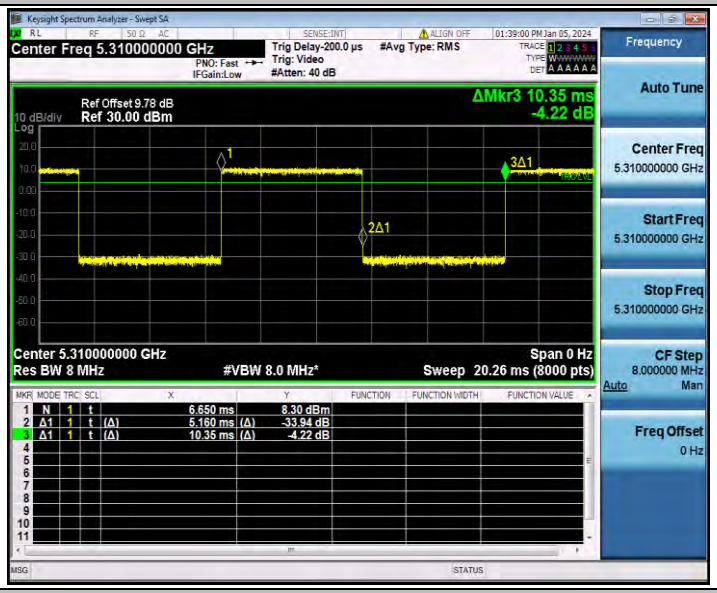

11AC80SISO_Ant1_5290
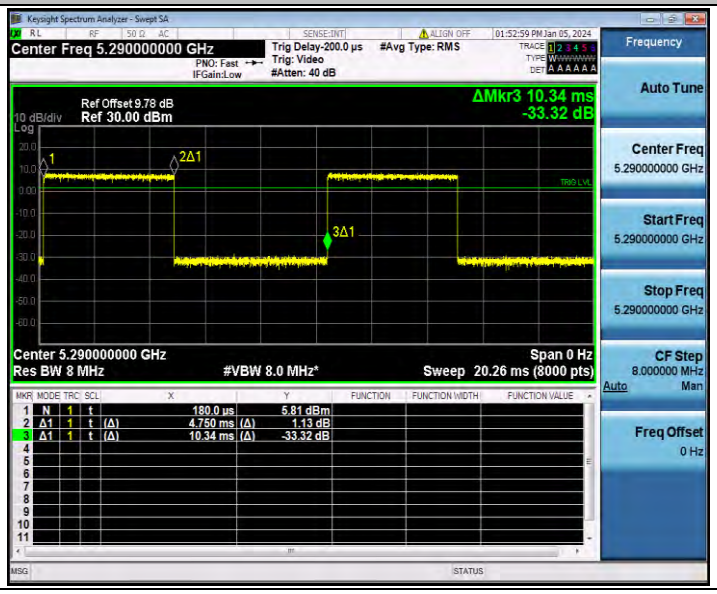

11AX20SISO_Ant1_5260
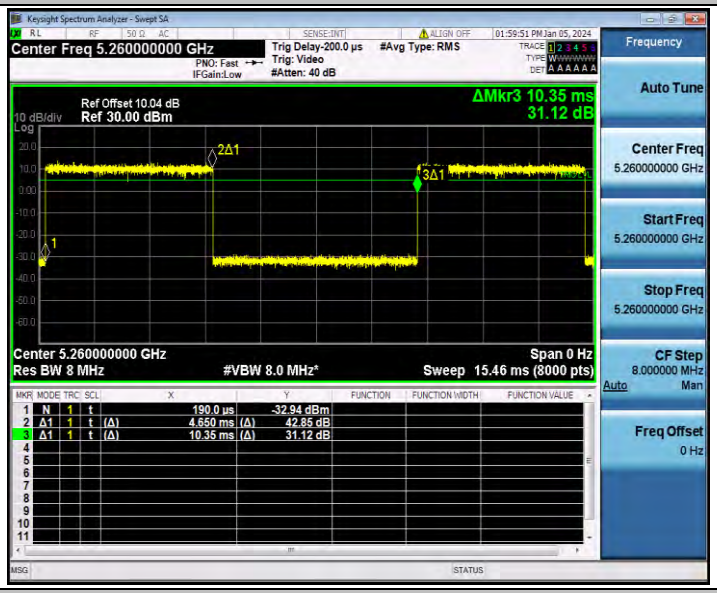

11AX20SISO_Ant1_5280
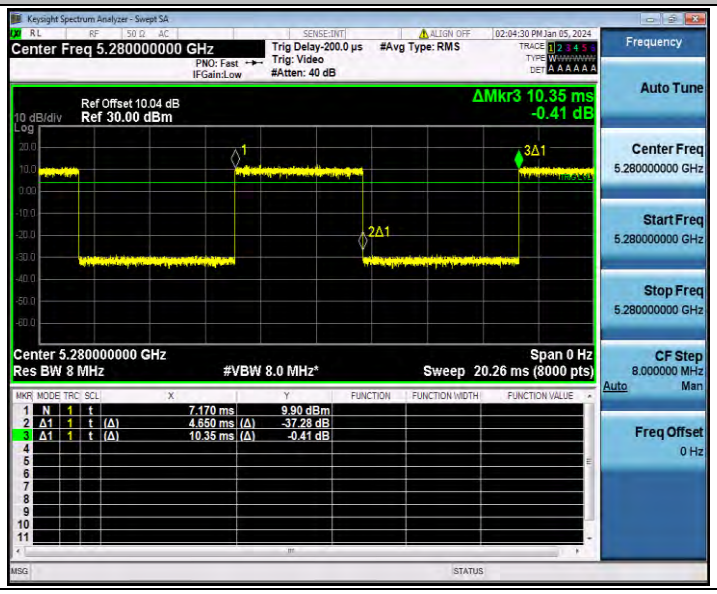

11AX20SISO_Ant1_5320
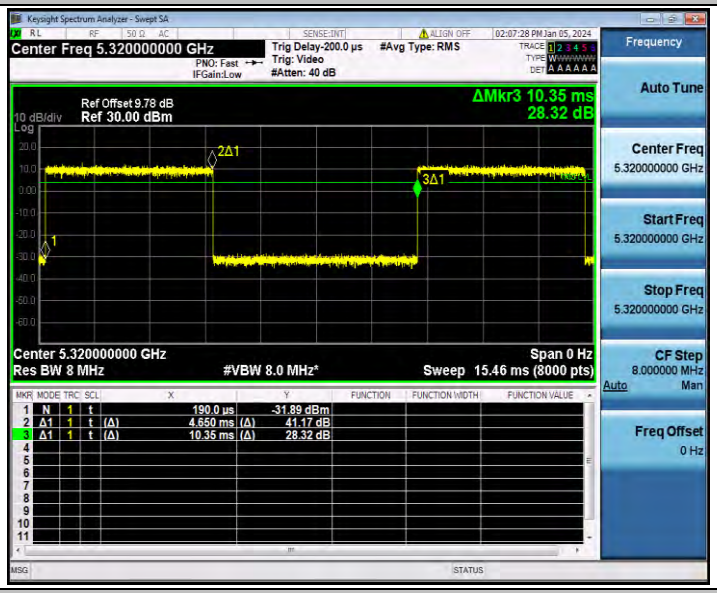

11AX40SISO_Ant1_5270
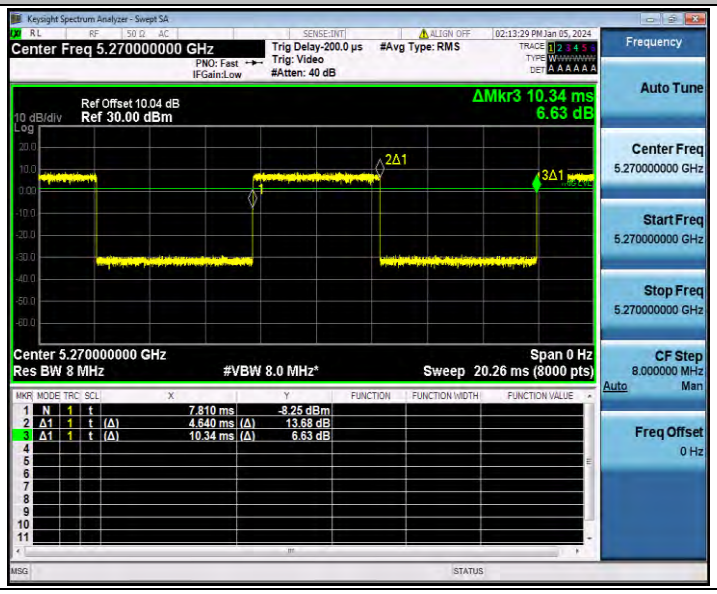

11AX40SISO_Ant1_5310
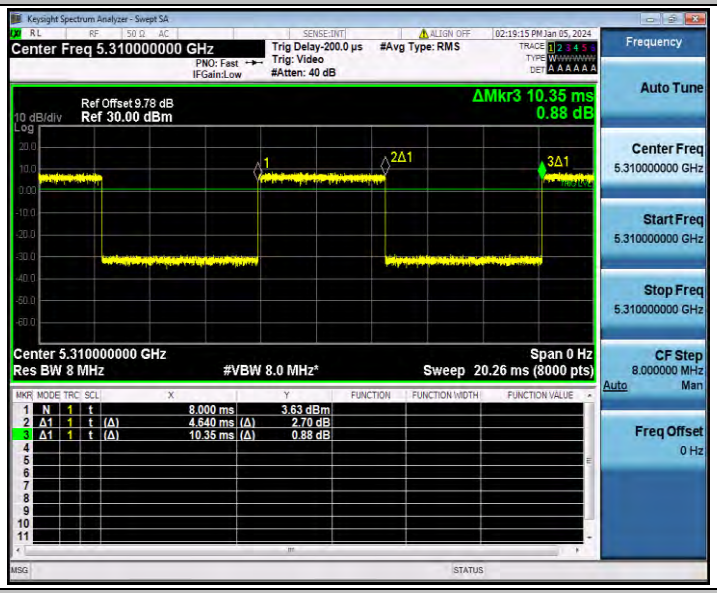

11AX80SISO_Ant1_5290
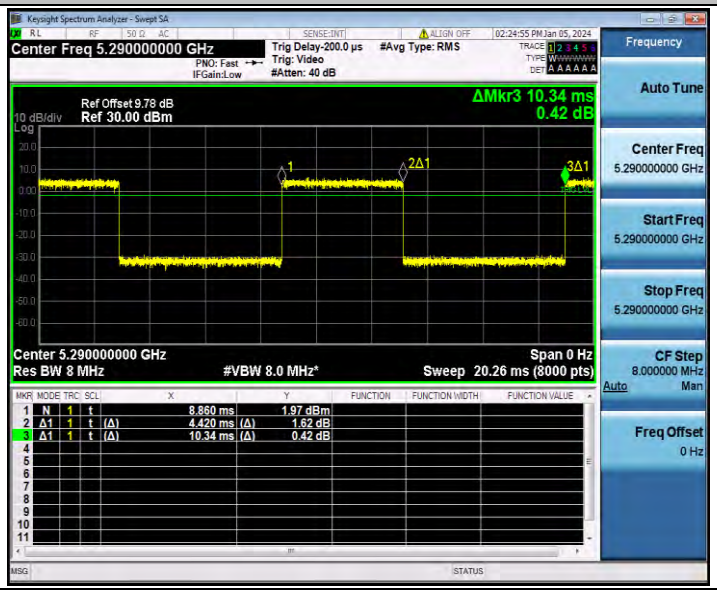

Appendix E.4: Maximum conducted output power

Test Result

Test Mode	Antenna	Freq(MHz)	Channel Powert [dBm]	Duty Cycle [%]	DC Factor [dBm]	Result [dBm]	Limit [dBm]	Verdict
11A	Ant1	5260	12.97	97.34	0.12	13.09	≤23.98	PASS
		5280	12.17	97.34	0.12	12.29	≤23.98	PASS
		5320	12.32	97.51	0.11	12.43	≤23.98	PASS
11N20SISO	Ant1	5260	12.71	97.46	0.11	12.82	≤23.98	PASS
		5280	11.89	97.46	0.11	12.00	≤23.98	PASS
		5320	12.14	97.46	0.11	12.25	≤23.98	PASS
11N40SISO	Ant1	5270	12.07	97.35	0.12	12.19	≤23.98	PASS
		5310	11.74	97.17	0.12	11.86	≤23.98	PASS
11AC20SISO	Ant1	5260	12.81	97.46	0.11	12.92	≤23.98	PASS
		5280	13.46	52.03	2.84	16.30	≤23.98	PASS
		5320	13.44	51.98	2.84	16.28	≤23.98	PASS
11AC40SISO	Ant1	5270	13.46	49.86	3.02	16.48	≤23.98	PASS
		5310	13.23	49.86	3.02	16.25	≤23.98	PASS
11AC80SISO	Ant1	5290	13.64	45.94	3.38	17.02	≤23.98	PASS
11AX20SISO	Ant1	5260	10.36	44.93	3.47	13.83	≤23.98	PASS
		5280	9.82	44.93	3.47	13.29	≤23.98	PASS
		5320	9.90	44.93	3.47	13.37	≤23.98	PASS
11AX40SISO	Ant1	5270	9.96	44.87	3.48	13.44	≤23.98	PASS
		5310	9.42	44.83	3.48	12.90	≤23.98	PASS
11AX80SISO	Ant1	5290	10.17	42.75	3.69	13.86	≤23.98	PASS

Note：The Duty Cycle Factor is compensated in the graph.

Appendix E.5: Maximum power spectral density

Test Result

TestMode	Antenna	Freq(MHz)	Result [dBm/MHz]	Limit[dBm/MHz]	Verdict
11A	Ant1	5260	2.26	≤11.00	PASS
		5280	1.42	≤11.00	PASS
		5320	1.54	≤11.00	PASS
11N20SISO	Ant1	5260	2.00	≤11.00	PASS
		5280	1.03	≤11.00	PASS
		5320	1.26	≤11.00	PASS
11N40SISO	Ant1	5270	-1.39	≤11.00	PASS
		5310	-1.67	≤11.00	PASS
11AC20SISO	Ant1	5260	2.07	≤11.00	PASS
		5280	7.40	≤11.00	PASS
		5320	7.72	≤11.00	PASS
11AC40SISO	Ant1	5270	5.10	≤11.00	PASS
		5310	4.73	≤11.00	PASS
11AC80SISO	Ant1	5290	2.92	≤11.00	PASS
11AX20SISO	Ant1	5260	5.54	≤11.00	PASS
		5280	4.54	≤11.00	PASS
		5320	4.66	≤11.00	PASS
11AX40SISO	Ant1	5270	2.07	≤11.00	PASS
		5310	1.74	≤11.00	PASS
11AX80SISO	Ant1	5290	-0.92	≤11.00	PASS

Note：1.The Result and Limit Unit is dBm/500 kHz in the band 5.725–5.85 GHz.
2.The Duty Cycle Factor and RBW Factor is compensated in the graph.

Test Graphs

11A_Ant1_5260
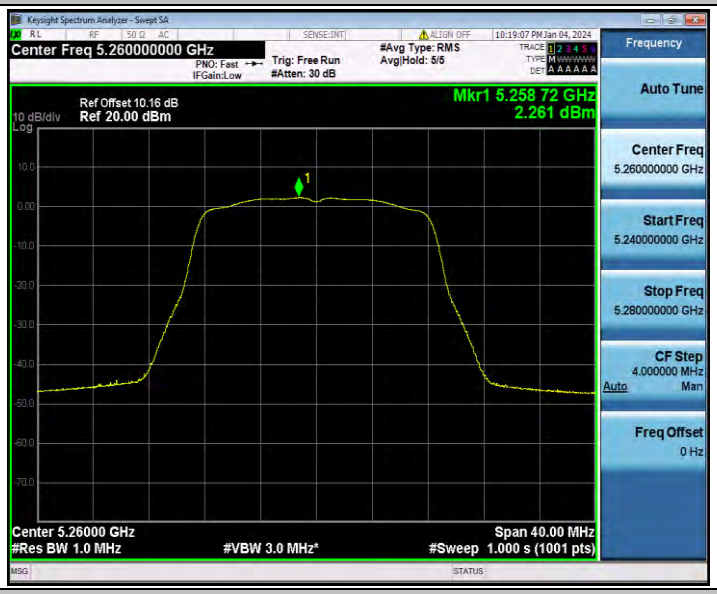

11A_Ant1_5280

11A_Ant1_5320
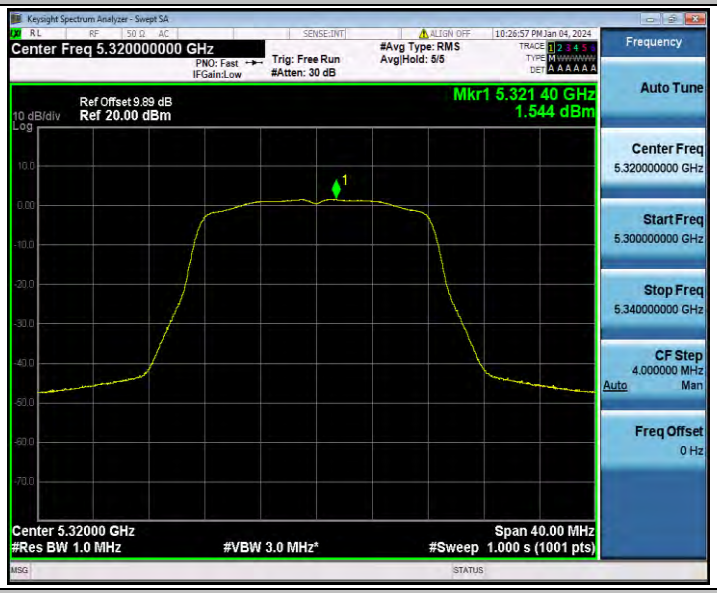

11N20SISO_Ant1_5260

11N20SISO_Ant1_5280
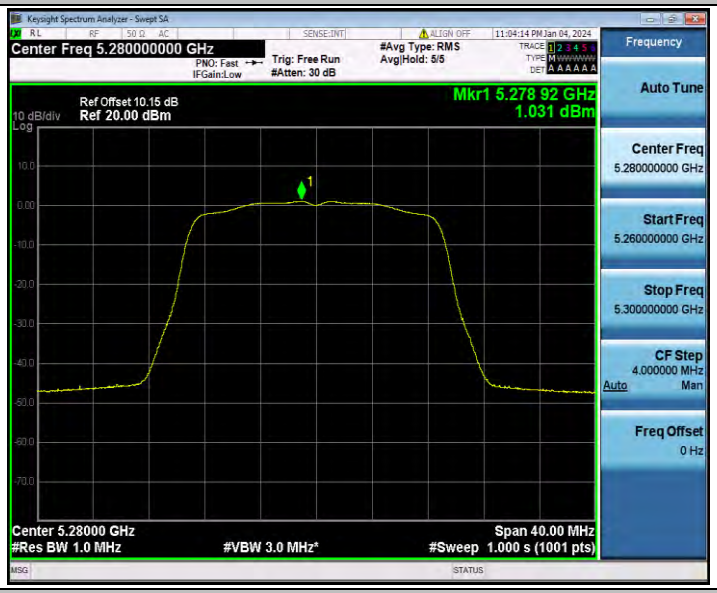

11N20SISO_Ant1_5320

11N40SISO_Ant1_5270

11N40SISO_Ant1_5310

11AC20SISO_Ant1_5260
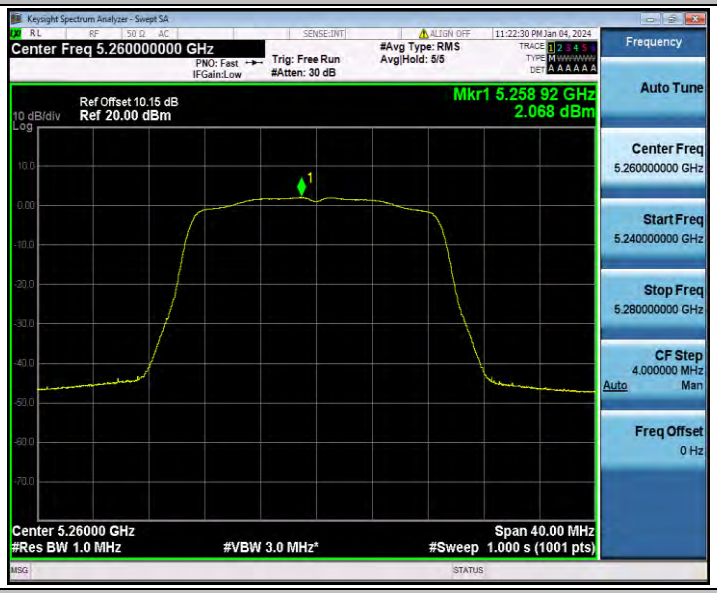

11AC20SISO_Ant1_5280

11AC20SISO_Ant1_5320

11AC40SISO_Ant1_5270

11AC40SISO_Ant1_5310

11AC80SISO_Ant1_5290

11AX20SISO_Ant1_5260

11AX20SISO_Ant1_5280

11AX20SISO_Ant1_5320

11AX40SISO_Ant1_5270

11AX40SISO_Ant1_5310

11AX80SISO_Ant1_5290