# Appendix F.6: Band edge measurements

## Test Result B3

| TestMode | Antenna | ChName | Freq(MHz) | Result[dBm] | Limit[dBm] | Verdict |
|---|---|---|---|---|---|---|
| 11A | Ant1 | Low | 5500 | -37.07 | ≤-27 | PASS |
| | | High | 5700 | -36.26 | ≤-27 | PASS |
| 11N20SISO | Ant1 | Low | 5500 | -32.11 | ≤-27 | PASS |
| | | High | 5700 | -35.97 | ≤-27 | PASS |
| 11N40SISO | Ant1 | Low | 5510 | -36.71 | ≤-27 | PASS |
| | | High | 5670 | -37.12 | ≤-27 | PASS |
| 11AC20SISO | Ant1 | Low | 5500 | -36.44 | ≤-27 | PASS |
| | | High | 5700 | -36.93 | ≤-27 | PASS |
| 11AC40SISO | Ant1 | Low | 5510 | -36.31 | ≤-27 | PASS |
| | | High | 5670 | -36.52 | ≤-27 | PASS |
| 11AC80SISO | Ant1 | Low | 5530 | -36.61 | ≤-27 | PASS |
| | | High | 5610 | -37.35 | ≤-27 | PASS |
| 11AX20SISO | Ant1 | Low | 5500 | -36.86 | ≤-27 | PASS |
| | | High | 5700 | -36.26 | ≤-27 | PASS |
| 11AX40SISO | Ant1 | Low | 5510 | -37.16 | ≤-27 | PASS |
| | | High | 5670 | -36.59 | ≤-27 | PASS |
| 11AX80SISO | Ant1 | Low | 5530 | -36.89 | ≤-27 | PASS |
| | | High | 5610 | -36.53 | ≤-27 | PASS |

## Test Graphs B3

11A_Ant1_Low_5500

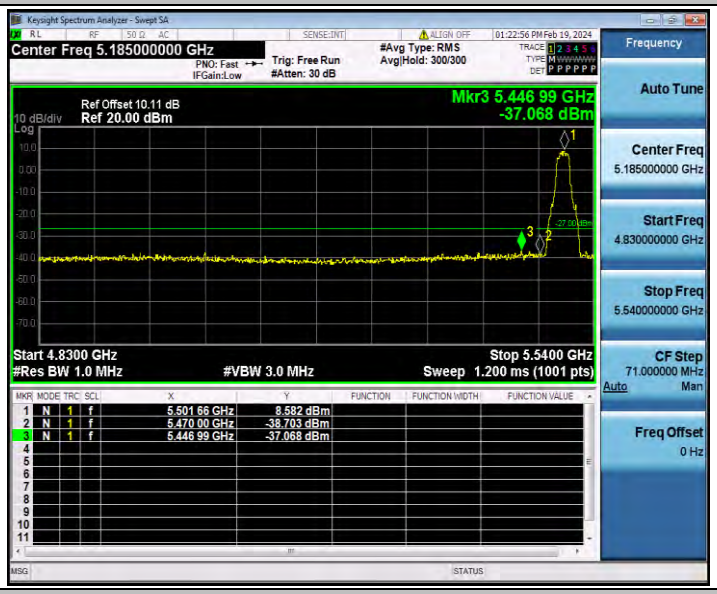


11A_Ant1_High_5700

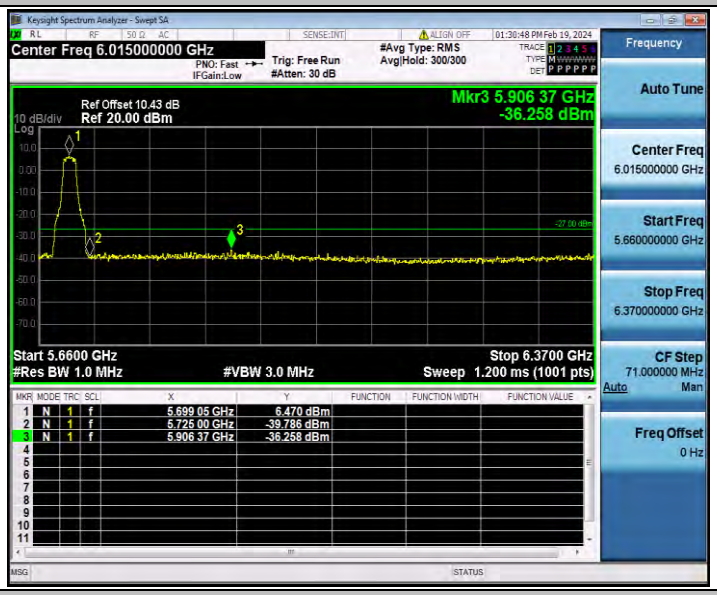


11N20SISO_Ant1_Low_5500

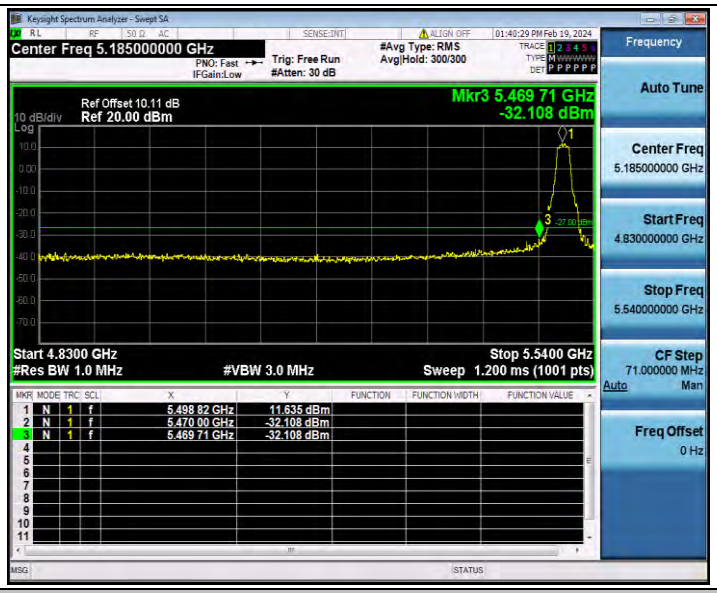


11N20SISO_Ant1_High_5700

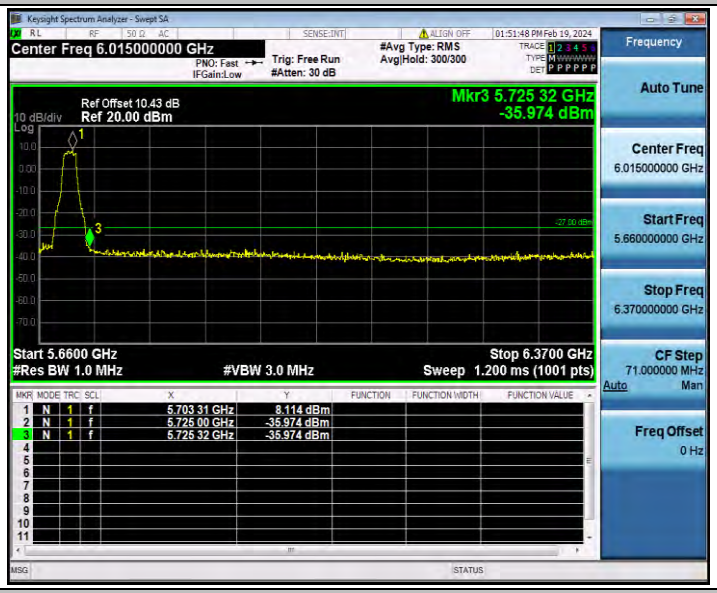


11N40SISO_Ant1_Low_5510

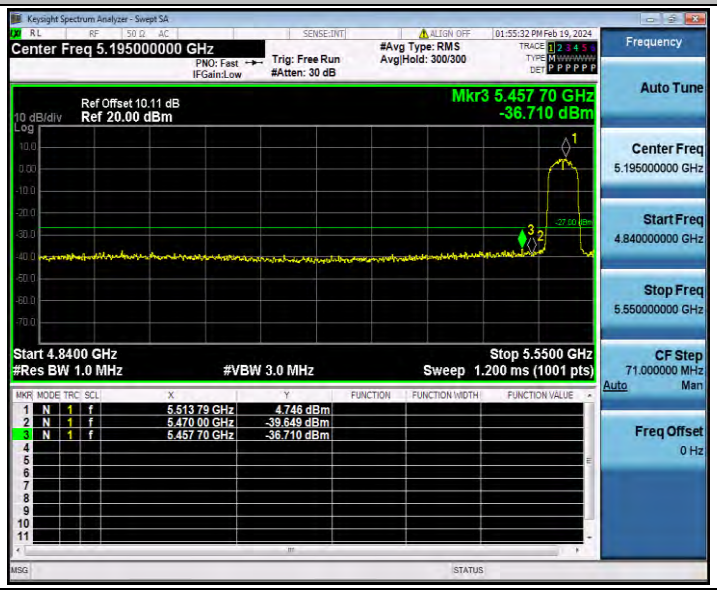

11N40SISO_Ant1_High_5670

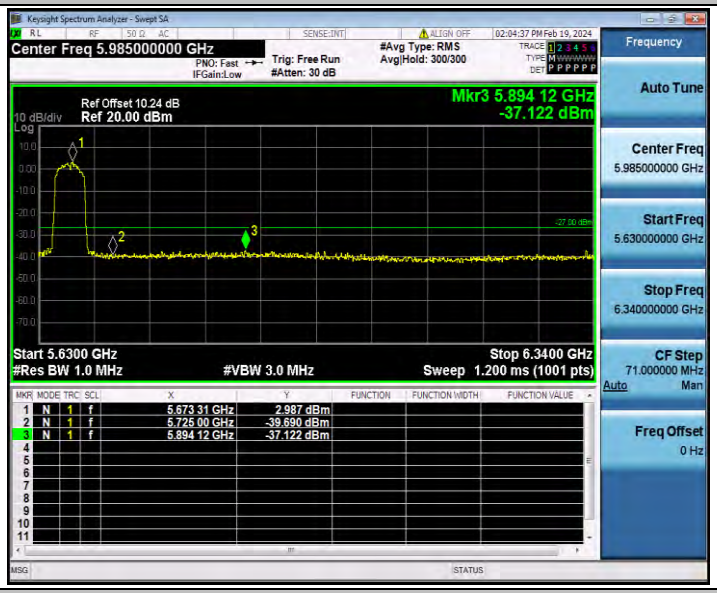


11AC20SISO_Ant1_Low_5500

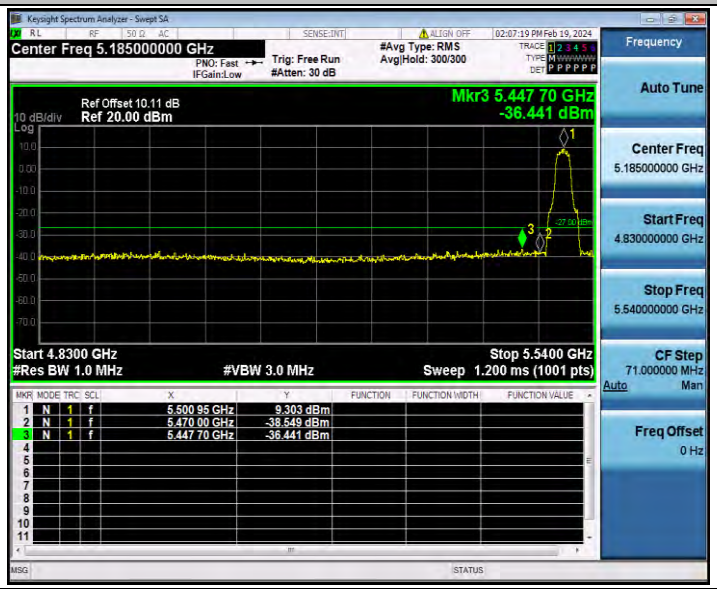


11AC20SISO_Ant1_High_5700

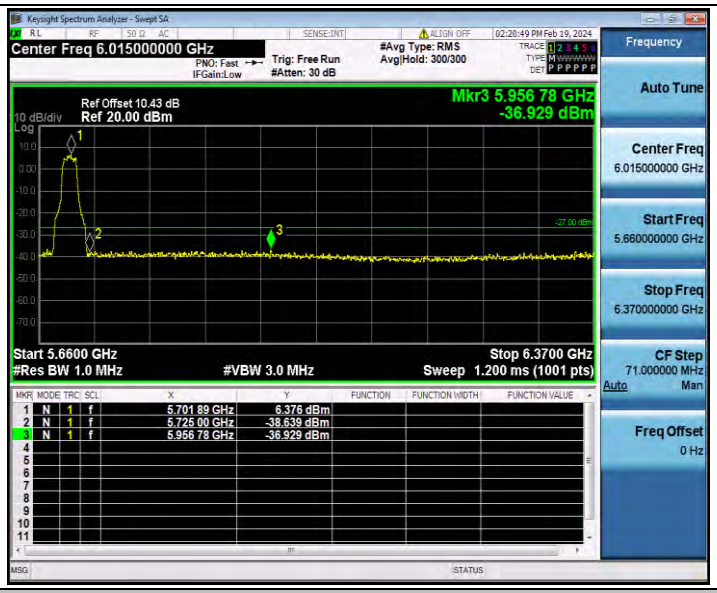


11AC40SISO_Ant1_Low_5510

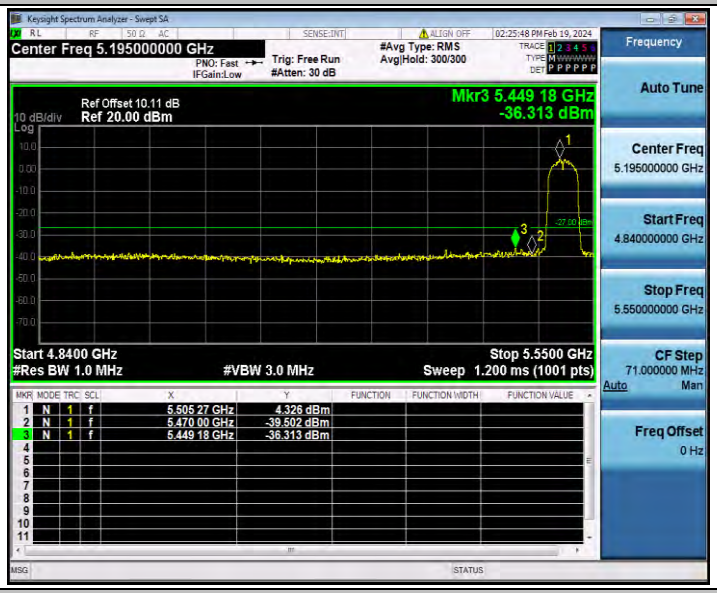


11AC40SISO_Ant1_High_5670

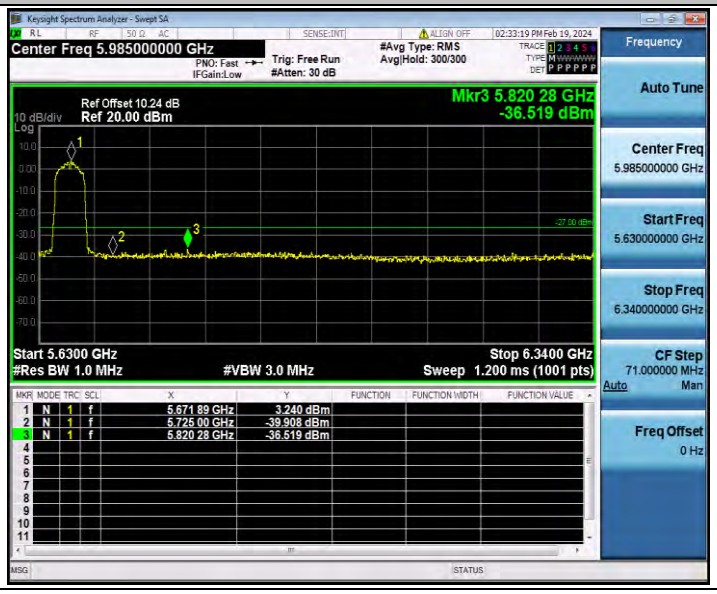

11AC80SISO_Ant1_Low_5530

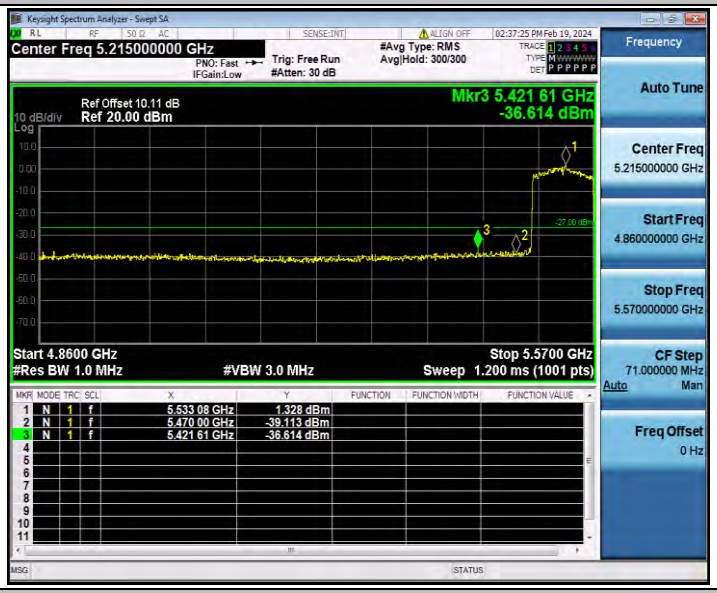


11AC80SISO_Ant1_High_5610

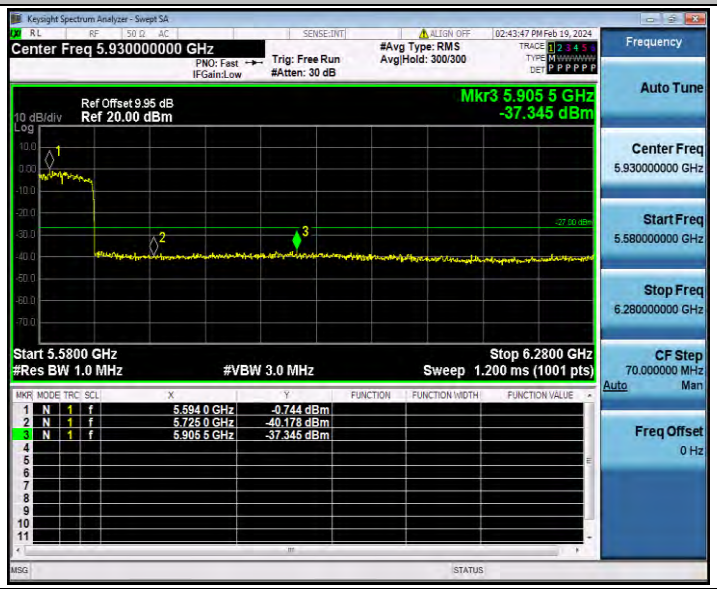


11AX20SISO_Ant1_Low_5500

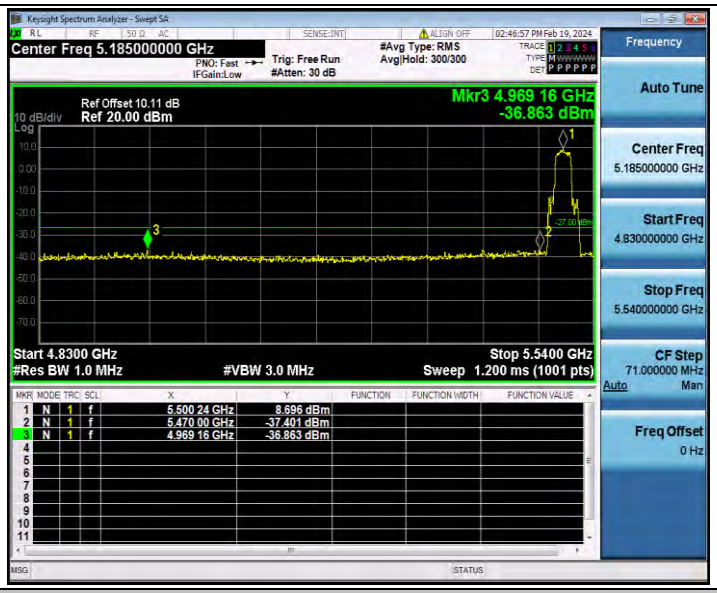


11AX20SISO_Ant1_High_5700

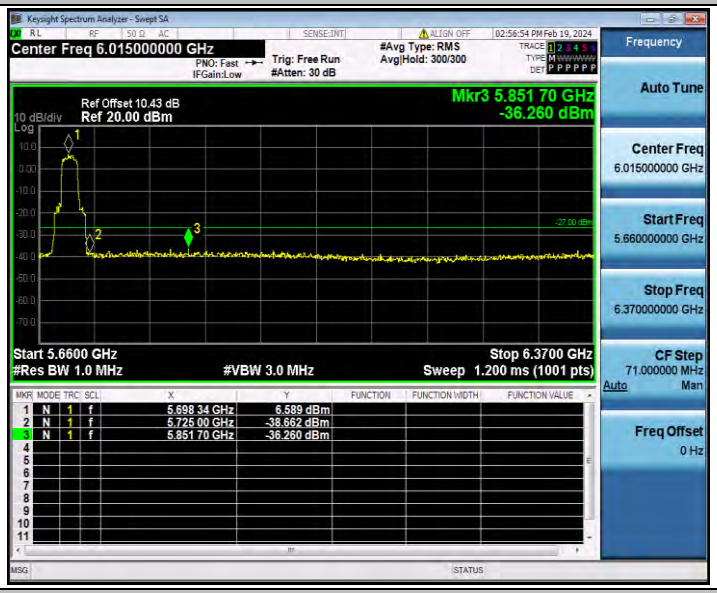


11AX40SISO_Ant1_Low_5510

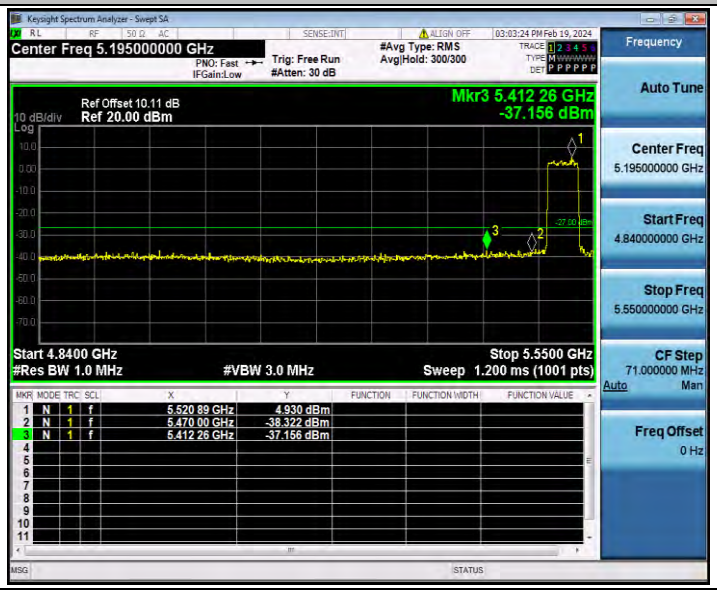

11AX40SISO_Ant1_High_5670

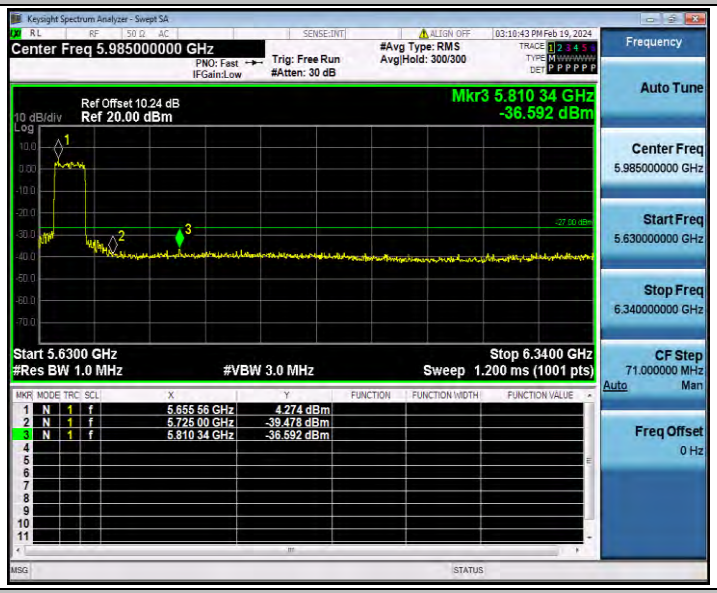


11AX80SISO_Ant1_Low_5530

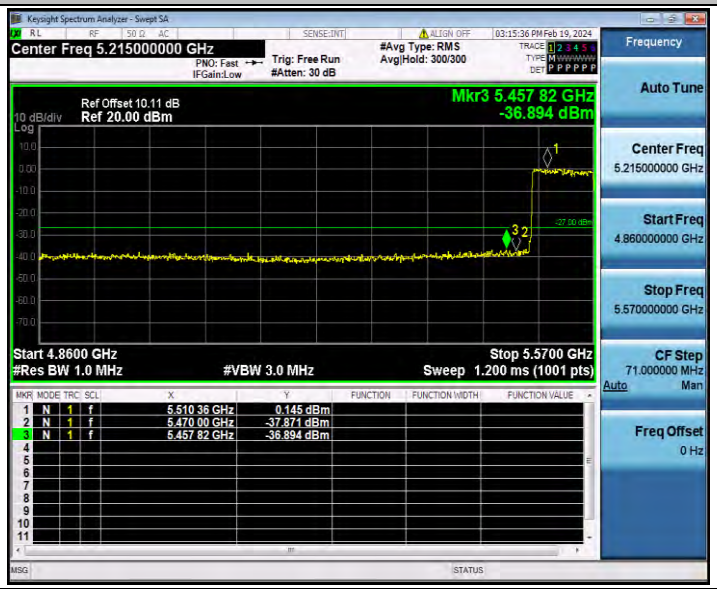


11AX80SISO_Ant1_High_5610

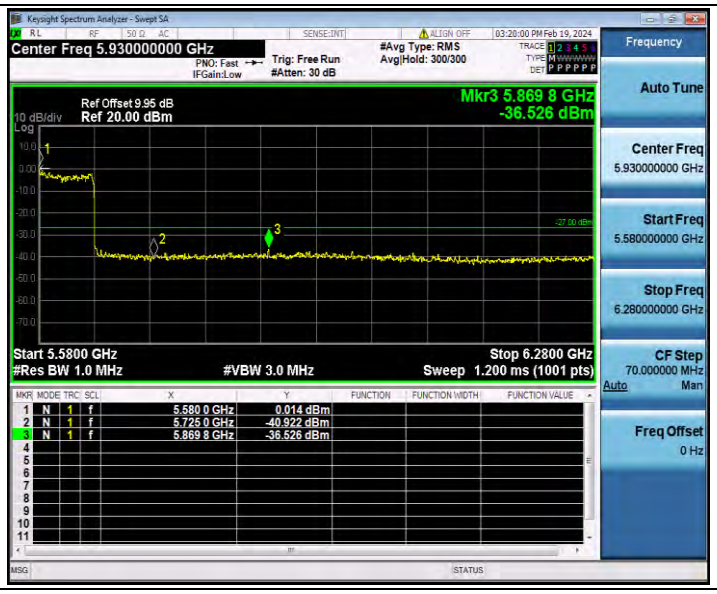
Keysight Spectrum Analyzer - Swept SA
Center Freq 5.930000000 GHz
PNO: Fast
IFGain:Low
Trig: Free Run
#Atten: 30 dB
#Avg Type: RMS
Avg|Hold: 300/300
Ref Offset 9.95 dB
10 dB/div
Ref 20.00 dBm
Log
Mkr3 5.869 8 GHz
-36.526 dBm
Start 5.5800 GHz
#Res BW 1.0 MHz
#VBW 3.0 MHz
Stop 6.2800 GHz
Sweep 1.200 ms (1001 pts)
1 N 1 f 5.580 0 GHz 0.014 dBm
2 N 1 f 5.725 0 GHz -40.922 dBm
3 N 1 f 5.869 8 GHz -36.526 dBm
Frequency
Auto Tune
Center Freq
5.930000000 GHz
Start Freq
5.580000000 GHz
Stop Freq
6.280000000 GHz
CF Step
70.000000 MHz
Auto
Man
Freq Offset
0 Hz

# Appendix F.7: Conducted Spurious Emission

## Test Result

| TestMode | Antenna | Freq(MHz) | FreqRange [MHz] | Max. Fre [MHz] | Max. Level [dBm] | Limit [dBm] | Verdict |
|---|---|---|---|---|---|---|---|
| 11A | Ant1 | 5500 | 30~5460 | 5430.32 | -43.54 | ≤-27 | PASS |
| | | | 5735~40000 | 11007.3 | -29.47 | ≤-27 | PASS |
| | | 5600 | 30~5460 | 3167.45 | -45.71 | ≤-27 | PASS |
| | | | 5735~40000 | 11202.94 | -32.71 | ≤-27 | PASS |
| | | 5700 | 30~5460 | 4994.47 | -46.08 | ≤-27 | PASS |
| | | | 5735~40000 | 11400 | -34.94 | ≤-27 | PASS |
| 11N20SISO | Ant1 | 5500 | 30~5460 | 5457.29 | -35.85 | ≤-27 | PASS |
| | | | 5735~40000 | 10995.25 | -29.47 | ≤-27 | PASS |
| | | 5600 | 30~5460 | 5457.29 | -45.11 | ≤-27 | PASS |
| | | | 5735~40000 | 11200.81 | -29.58 | ≤-27 | PASS |
| | | 5700 | 30~5460 | 2682.74 | -45.8 | ≤-27 | PASS |
| | | | 5735~40000 | 11396.45 | -32.77 | ≤-27 | PASS |
| 11N40SISO | Ant1 | 5510 | 30~5460 | 5450.95 | -42.8 | ≤-27 | PASS |
| | | | 5735~40000 | 11018.64 | -32.7 | ≤-27 | PASS |
| | | 5590 | 30~5460 | 5448.42 | -45.2 | ≤-27 | PASS |
| | | | 5735~40000 | 11178.84 | -36.2 | ≤-27 | PASS |
| | | 5670 | 30~5460 | 5402.99 | -45.69 | ≤-27 | PASS |
| | | | 5735~40000 | 11336.91 | -34.59 | ≤-27 | PASS |
| 11AC20SISO | Ant1 | 5500 | 30~5460 | 5455.84 | -42 | ≤-27 | PASS |
| | | | 5735~40000 | 11007.3 | -28.96 | ≤-27 | PASS |
| | | 5600 | 30~5460 | 1756.92 | -44.92 | ≤-27 | PASS |
| | | | 5735~40000 | 11200.81 | -33.87 | ≤-27 | PASS |
| | | 5700 | 30~5460 | 1756.38 | -39.52 | ≤-27 | PASS |
| | | | 5735~40000 | 11400 | -33.68 | ≤-27 | PASS |
| 11AC40SISO | Ant1 | 5510 | 30~5460 | 5455.29 | -43.68 | ≤-27 | PASS |
| | | | 5735~40000 | 11017.93 | -33.43 | ≤-27 | PASS |
| | | 5590 | 30~5460 | 5439.73 | -46.13 | ≤-27 | PASS |
| | | | 5735~40000 | 24231.3 | -36.94 | ≤-27 | PASS |
| | | 5670 | 30~5460 | 3082.2 | -45.28 | ≤-27 | PASS |
| | | | 5735~40000 | 11339.04 | -34.36 | ≤-27 | PASS |
| 11AC80SISO | Ant1 | 5530 | 30~5460 | 2571.06 | -41.21 | ≤-27 | PASS |
| | | | 5735~40000 | 11076.77 | -36.29 | ≤-27 | PASS |
| | | 5610 | 30~5460 | 5457.47 | -45.5 | ≤-27 | PASS |
| | | | 5735~40000 | 26897.93 | -36.96 | ≤-27 | PASS |
| 11AX20SISO | Ant1 | 5500 | 30~5460 | 5439.55 | -42.08 | ≤-27 | PASS |
| | | | 5735~40000 | 11004.47 | -29.74 | ≤-27 | PASS |

| | | | | | | | |
|---|---|---|---|---|---|---|---|
| | | 5600 | 30~5460 | 4955.19 | -45.76 | ≤-27 | PASS |
| | | | 5735~40000 | 11200.11 | -31.87 | ≤-27 | PASS |
| | | 5700 | 30~5460 | 5433.39 | -45.3 | ≤-27 | PASS |
| | | | 5735~40000 | 11399.29 | -33.57 | ≤-27 | PASS |
| 11AX40SISO | Ant1 | 5510 | 30~5460 | 5448.96 | -43.64 | ≤-27 | PASS |
| | | | 5735~40000 | 11020.77 | -35.77 | ≤-27 | PASS |
| | | 5590 | 30~5460 | 5431.76 | -46.16 | ≤-27 | PASS |
| | | | 5735~40000 | 26784.51 | -37.21 | ≤-27 | PASS |
| | | 5670 | 30~5460 | 5407.33 | -44.99 | ≤-27 | PASS |
| | | | 5735~40000 | 11342.58 | -35.88 | ≤-27 | PASS |
| 11AX80SISO | Ant1 | 5530 | 30~5460 | 1737.92 | -39.03 | ≤-27 | PASS |
| | | | 5735~40000 | 24175.3 | -36.7 | ≤-27 | PASS |
| | | 5610 | 30~5460 | 1739.36 | -40.83 | ≤-27 | PASS |
| | | | 5735~40000 | 24258.23 | -36.97 | ≤-27 | PASS |

## Test Graphs

11A_Ant1_5500_30~5460

11A_Ant1_5500_5735~40000

11A_Ant1_5600_30~5460

11A_Ant1_5600_5735~40000

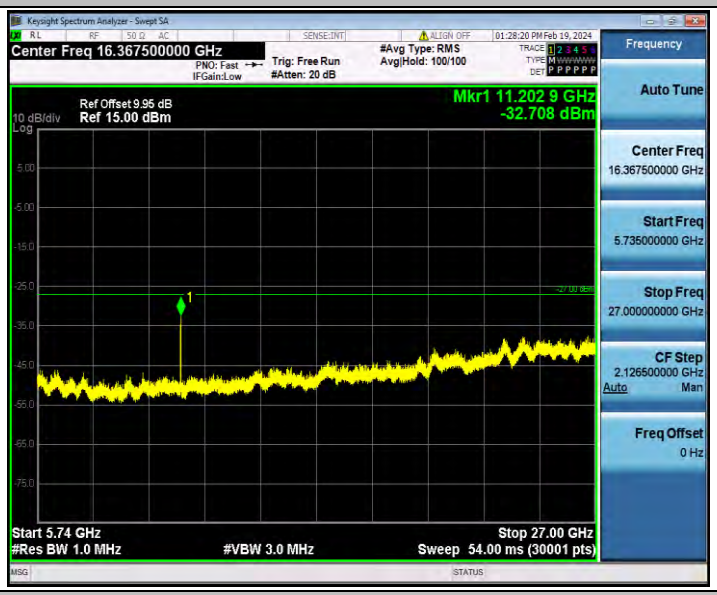


11A_Ant1_5700_30~5460

11A_Ant1_5700_5735~40000

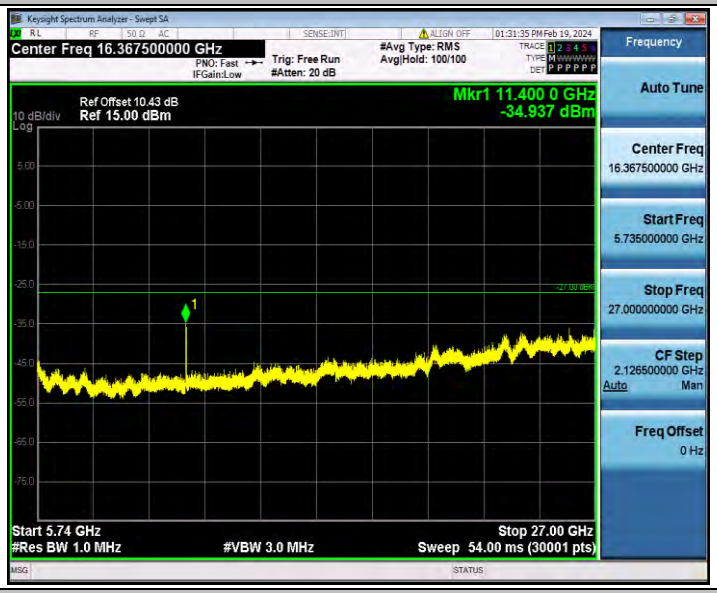


11N20SISO_Ant1_5500_30~5460

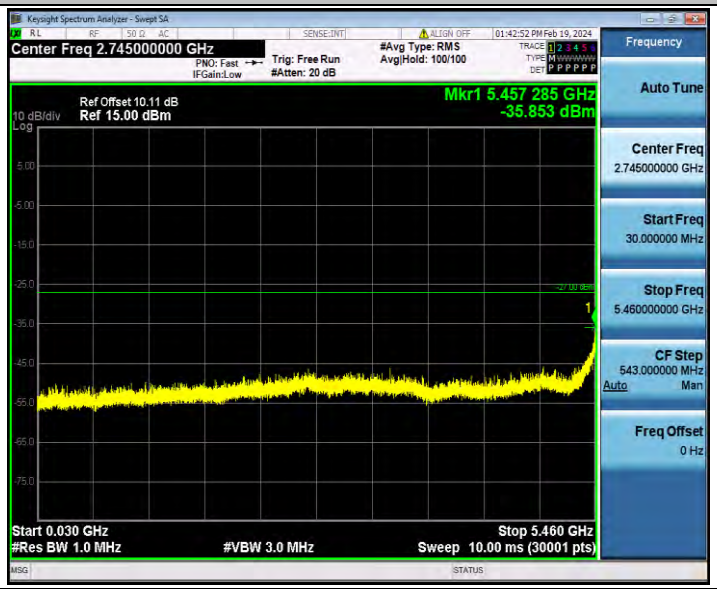


11N20SISO_Ant1_5500_5735~40000

11N20SISO_Ant1_5600_30~5460

11N20SISO_Ant1_5600_5735~40000

| 11N20SISO_Ant1_5700_30~5460 |
| --- |
| |
| 11N20SISO_Ant1_5700_5735~40000 |
| 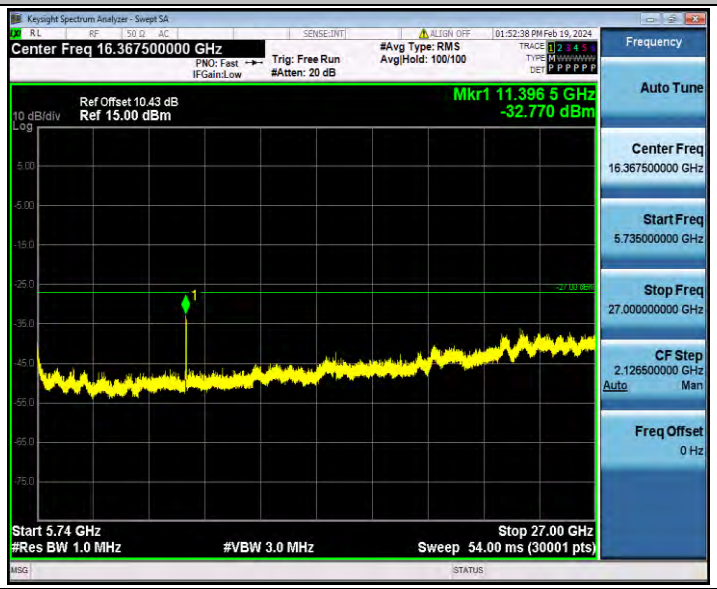 |
| 11N40SISO_Ant1_5510_30~5460 |

11N40SISO_Ant1_5510_5735~40000

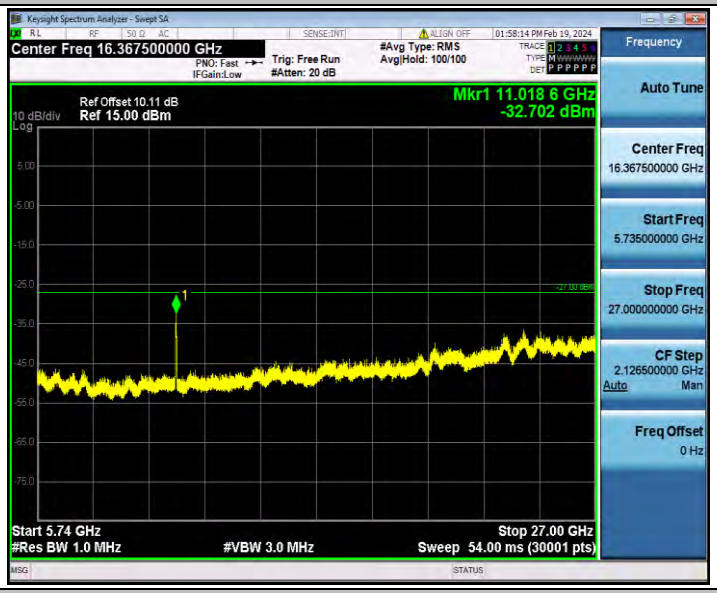


11N40SISO_Ant1_5590_30~5460

11N40SISO_Ant1_5590_5735~40000

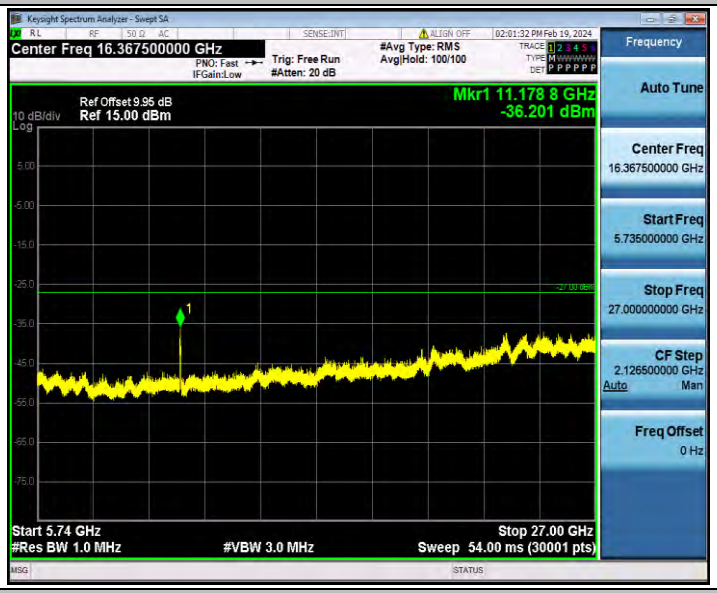


11N40SISO_Ant1_5670_30~5460

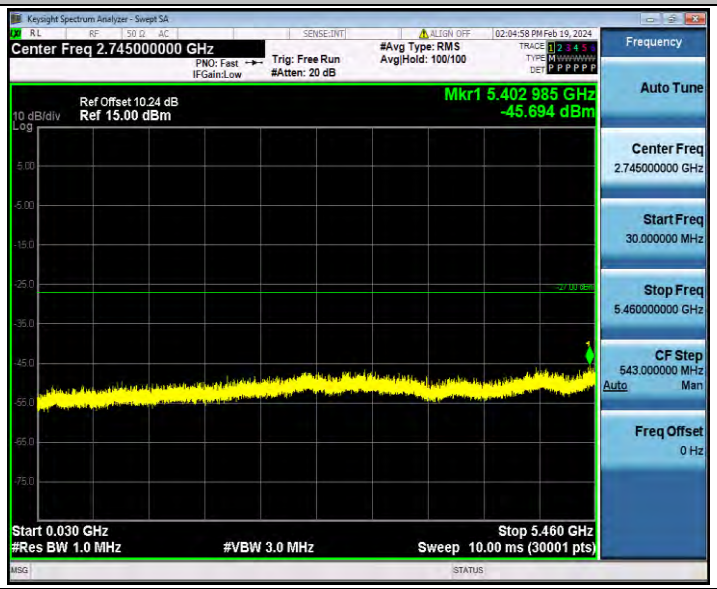


11N40SISO_Ant1_5670_5735~40000

11AC20SISO_Ant1_5500_30~5460

11AC20SISO_Ant1_5500_5735~40000

11AC20SISO_Ant1_5600_30~5460

11AC20SISO_Ant1_5600_5735~40000

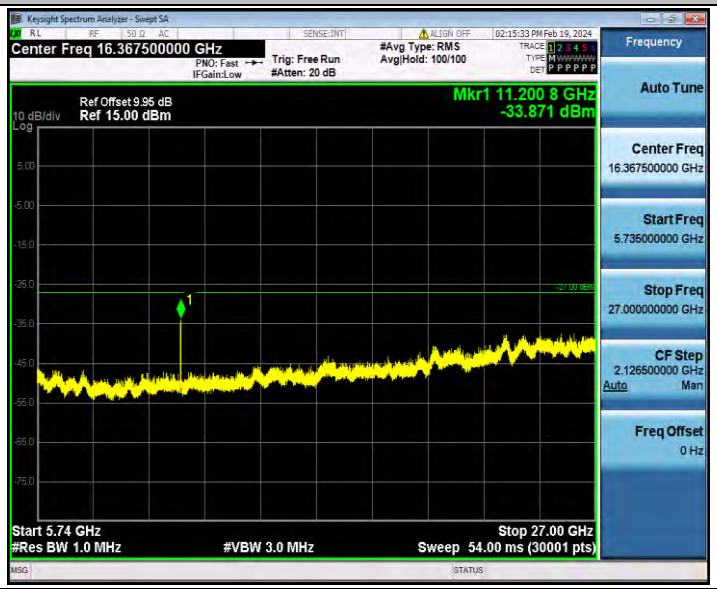


11AC20SISO_Ant1_5700_30~5460

11AC20SISO_Ant1_5700_5735~40000

11AC40SISO_Ant1_5510_30~5460

11AC40SISO_Ant1_5510_5735~40000

11AC40SISO_Ant1_5590_30~5460

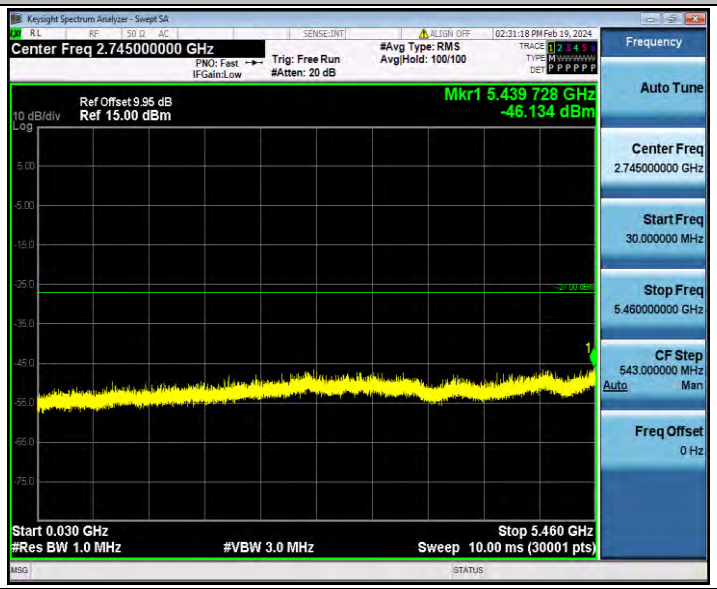


11AC40SISO_Ant1_5590_5735~40000

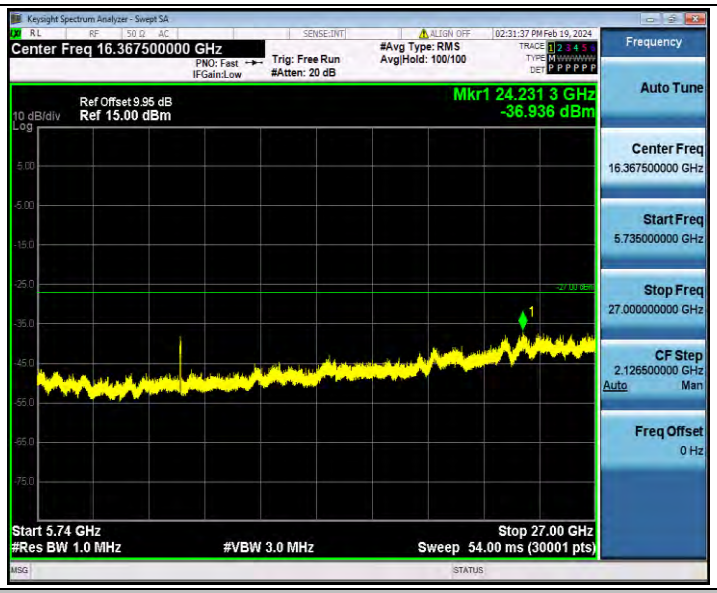


11AC40SISO_Ant1_5670_30~5460

11AC40SISO_Ant1_5670_5735~40000

11AC80SISO_Ant1_5530_30~5460

11AC80SISO_Ant1_5530_5735~40000

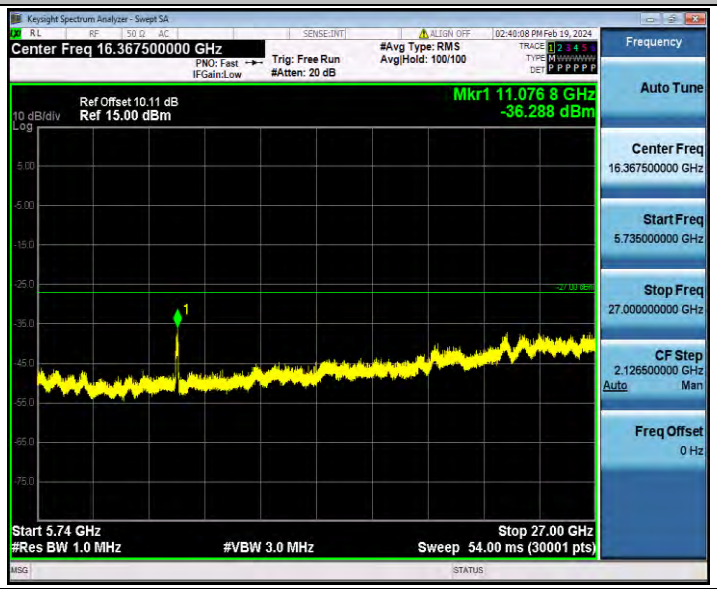


11AC80SISO_Ant1_5610_30~5460

11AC80SISO_Ant1_5610_5735~40000

11AX20SISO_Ant1_5500_30~5460

11AX20SISO_Ant1_5500_5735~40000

11AX20SISO_Ant1_5600_30~5460

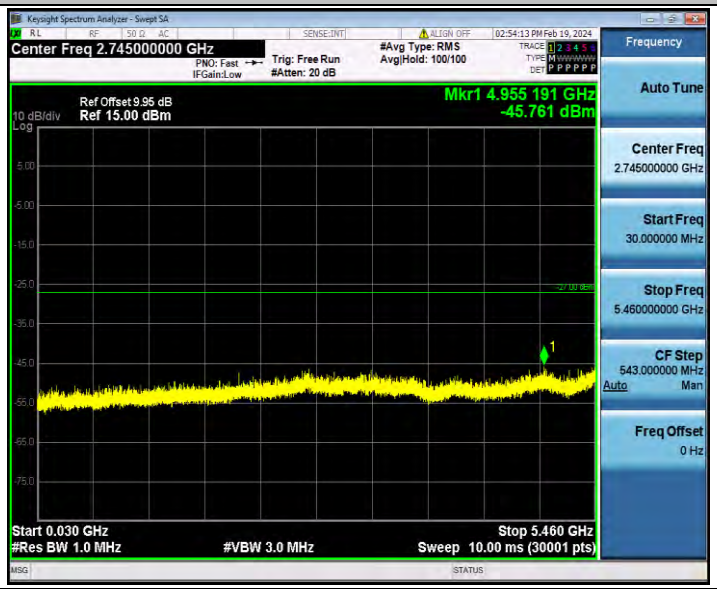


11AX20SISO_Ant1_5600_5735~40000

11AX20SISO_Ant1_5700_30~5460

11AX20SISO_Ant1_5700_5735~40000

11AX40SISO_Ant1_5510_30~5460

11AX40SISO_Ant1_5510_5735~40000

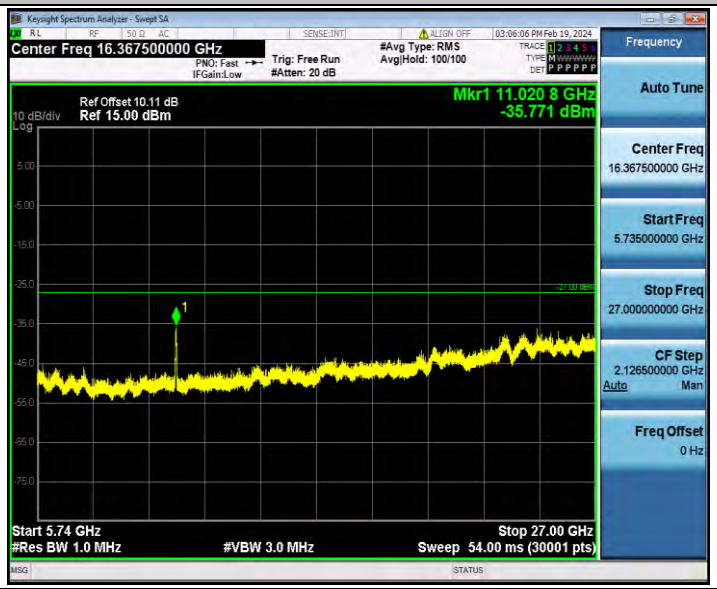


11AX40SISO_Ant1_5590_30~5460

11AX40SISO_Ant1_5590_5735~40000

11AX40SISO_Ant1_5670_30~5460

11AX40SISO_Ant1_5670_5735~40000

11AX80SISO_Ant1_5530_30~5460

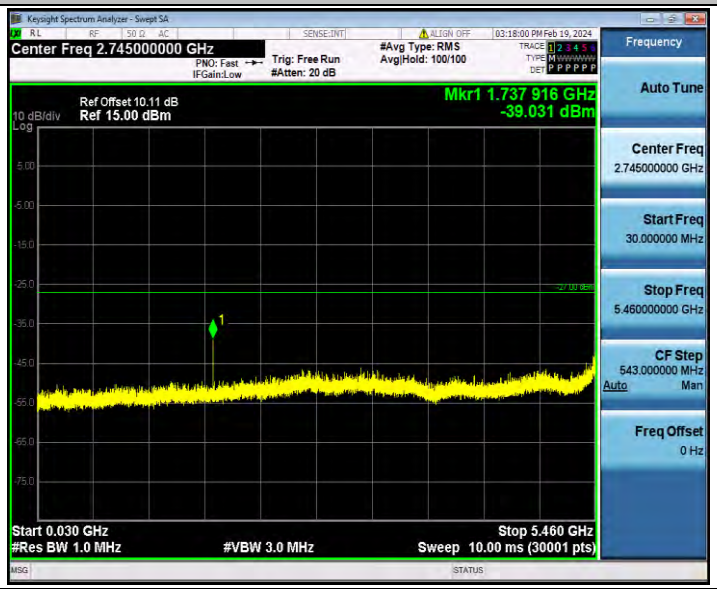


11AX80SISO_Ant1_5530_5735~40000

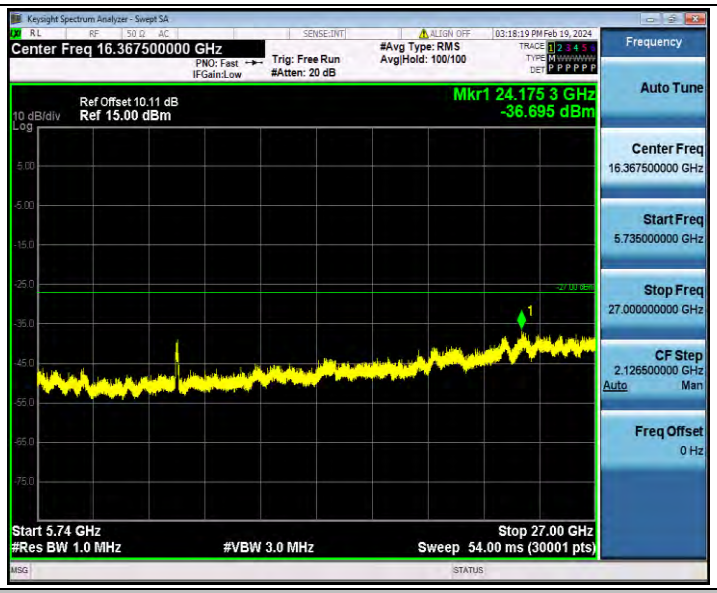


11AX80SISO_Ant1_5610_30~5460

11AX80SISO_Ant1_5610_5735~40000

# Appendix F.8: Emissions in Restricted Bands

## Test Result

| TestMode | Antenna | ChName | Freq (MHz) | Detector | Freq [MHz] | Result [dBm] | Limit [dBm] | Result [dBuV/m] | Limit [dBuV/m] | Verdict |
|---|---|---|---|---|---|---|---|---|---|---|
| 11A | Ant1 | Low | 5500 | AV | 5350.000 | -46.89 | ≤-41.20 | 48.31 | ≤54 | PASS |
| | | | | AV | 5459.770 | -45.49 | ≤-41.20 | 49.71 | ≤54 | PASS |
| | | | | AV | 5460.000 | -45.49 | ≤-41.20 | 49.71 | ≤54 | PASS |
| | | | | Peak | 5350.000 | -40.9 | ≤-21.20 | 54.30 | ≤74 | PASS |
| | | | | Peak | 5388.770 | -38.72 | ≤-21.20 | 56.48 | ≤74 | PASS |
| | | | | Peak | 5460.000 | -40.1 | ≤-21.20 | 55.10 | ≤74 | PASS |
| 11N20SISO | Ant1 | Low | 5500 | AV | 5350.000 | -46.18 | ≤-41.20 | 49.02 | ≤54 | PASS |
| | | | | AV | 5459.770 | -42.08 | ≤-41.20 | 53.12 | ≤54 | PASS |
| | | | | AV | 5460.000 | -42.08 | ≤-41.20 | 53.12 | ≤54 | PASS |
| | | | | Peak | 5350.000 | -43.68 | ≤-21.20 | 51.52 | ≤74 | PASS |
| | | | | Peak | 5442.730 | -35.01 | ≤-21.20 | 60.19 | ≤74 | PASS |
| | | | | Peak | 5460.000 | -39.55 | ≤-21.20 | 55.65 | ≤74 | PASS |
| 11N40SISO | Ant1 | Low | 5510 | AV | 5350.000 | -46.67 | ≤-41.20 | 48.53 | ≤54 | PASS |
| | | | | AV | 5456.280 | -45.14 | ≤-41.20 | 50.06 | ≤54 | PASS |
| | | | | AV | 5460.000 | -45.22 | ≤-41.20 | 49.98 | ≤54 | PASS |
| | | | | Peak | 5350.000 | -44.97 | ≤-21.20 | 50.23 | ≤74 | PASS |
| | | | | Peak | 5455.570 | -36.59 | ≤-21.20 | 58.61 | ≤74 | PASS |
| | | | | Peak | 5460.000 | -40.55 | ≤-21.20 | 54.65 | ≤74 | PASS |
| 11AC20SISO | Ant1 | Low | 5500 | AV | 5350.000 | -46.61 | ≤-41.20 | 48.59 | ≤54 | PASS |
| | | | | AV | 5459.770 | -44.98 | ≤-41.20 | 50.22 | ≤54 | PASS |
| | | | | AV | 5460.000 | -44.98 | ≤-41.20 | 50.22 | ≤54 | PASS |
| | | | | Peak | 5350.000 | -43.69 | ≤-21.20 | 51.51 | ≤74 | PASS |
| | | | | Peak | 5426.400 | -38.23 | ≤-21.20 | 56.97 | ≤74 | PASS |
| | | | | Peak | 5460.000 | -42.86 | ≤-21.20 | 52.34 | ≤74 | PASS |
| 11AC40SISO | Ant1 | Low | 5510 | AV | 5350.000 | -46.65 | ≤-41.20 | 48.55 | ≤54 | PASS |
| | | | | AV | 5455.570 | -45.21 | ≤-41.20 | 49.99 | ≤54 | PASS |
| | | | | AV | 5460.000 | -45.24 | ≤-41.20 | 49.96 | ≤54 | PASS |
| | | | | Peak | 5350.000 | -44.77 | ≤-21.20 | 50.43 | ≤74 | PASS |
| | | | | Peak | 5452.020 | -36.79 | ≤-21.20 | 58.41 | ≤74 | PASS |
| | | | | Peak | 5460.000 | -40.04 | ≤-21.20 | 55.16 | ≤74 | PASS |
| 11AC80SISO | Ant1 | Low | 5530 | AV | 5350.000 | -46.77 | ≤-41.20 | 48.43 | ≤54 | PASS |
| | | | | AV | 5457.110 | -45.13 | ≤-41.20 | 50.07 | ≤54 | PASS |
| | | | | AV | 5460.000 | -45.41 | ≤-41.20 | 49.79 | ≤54 | PASS |
| | | | | Peak | 5350.000 | -45.21 | ≤-21.20 | 49.99 | ≤74 | PASS |
| | | | | Peak | 5432.260 | -39.43 | ≤-21.20 | 55.77 | ≤74 | PASS |
| | | | | Peak | 5460.000 | -40.39 | ≤-21.20 | 54.81 | ≤74 | PASS |
| 11AX20SI | Ant1 | Low | 5500 | AV | 5350.000 | -46.62 | ≤-41.20 | 48.58 | ≤54 | PASS |

| | | | | | | | | | | |
|---|---|---|---|---|---|---|---|---|---|---|
| SO | | | | AV | 5459.770 | -45.01 | ≤-41.20 | 50.19 | ≤54 | PASS |
| | | | | AV | 5460.000 | -45.01 | ≤-41.20 | 50.19 | ≤54 | PASS |
| | | | | Peak | 5350.000 | -41 | ≤-21.20 | 54.20 | ≤74 | PASS |
| | | | | Peak | 5409.360 | -37.12 | ≤-21.20 | 58.08 | ≤74 | PASS |
| | | | | Peak | 5460.000 | -40.63 | ≤-21.20 | 54.57 | ≤74 | PASS |
| 11AX40SISO | Ant1 | Low | 5510 | AV | 5350.000 | -46.69 | ≤-41.20 | 48.51 | ≤54 | PASS |
| | | | | AV | 5458.410 | -45.39 | ≤-41.20 | 49.81 | ≤54 | PASS |
| | | | | AV | 5460.000 | -45.4 | ≤-41.20 | 49.80 | ≤54 | PASS |
| | | | | Peak | 5350.000 | -40.58 | ≤-21.20 | 54.62 | ≤74 | PASS |
| | | | | Peak | 5455.570 | -38.06 | ≤-21.20 | 57.14 | ≤74 | PASS |
| | | | | Peak | 5460.000 | -40.53 | ≤-21.20 | 54.67 | ≤74 | PASS |
| 11AX80SISO | Ant1 | Low | 5530 | AV | 5350.000 | -46.7 | ≤-41.20 | 48.50 | ≤54 | PASS |
| | | | | AV | 5457.820 | -45 | ≤-41.20 | 50.20 | ≤54 | PASS |
| | | | | AV | 5460.000 | -45.3 | ≤-41.20 | 49.90 | ≤54 | PASS |
| | | | | Peak | 5350.000 | -44.47 | ≤-21.20 | 50.73 | ≤74 | PASS |
| | | | | Peak | 5402.440 | -37.42 | ≤-21.20 | 57.78 | ≤74 | PASS |
| | | | | Peak | 5460.000 | -43 | ≤-21.20 | 52.20 | ≤74 | PASS |

Note：

1. The Antenna Gain is compensated in the graph.
2. The Duty Cycle Factor and RBW Factor is compensated in the graph.
3. For transmitters operating in 5150-5350 GHz band and 5470-5725 GHz band: The limit in dBm for average detector is conversion from 54dBuV/m, according to 15.209(a). The limit in dBm for peak detector is 20dB above the limit of average detector in dBm.

## Test Graphs

11A_Ant1_Low_5500_AV

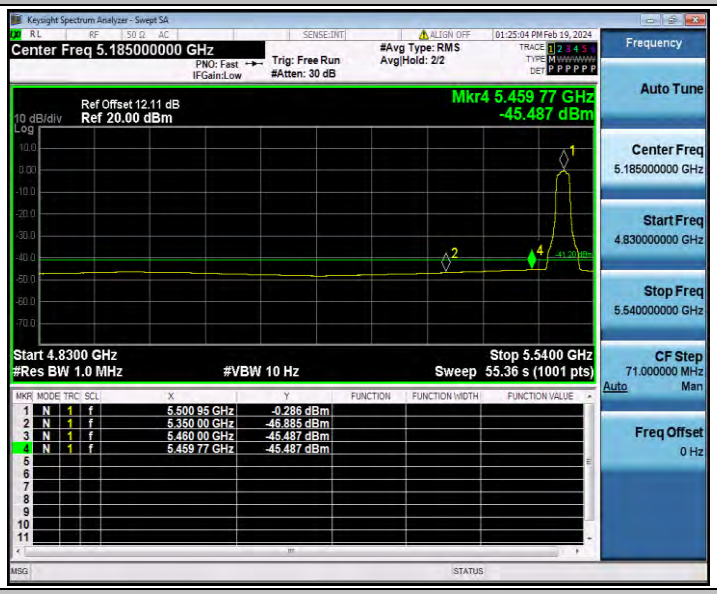


11A_Ant1_Low_5500_Peak

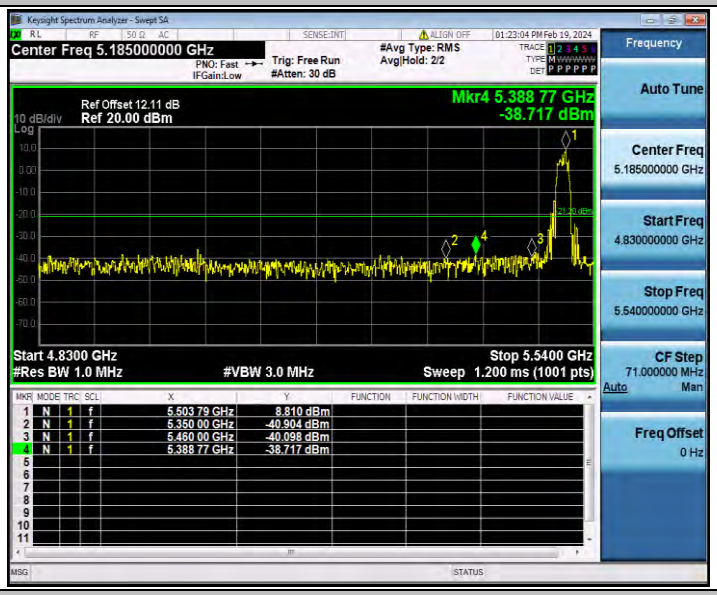


11N20SISO_Ant1_Low_5500_AV

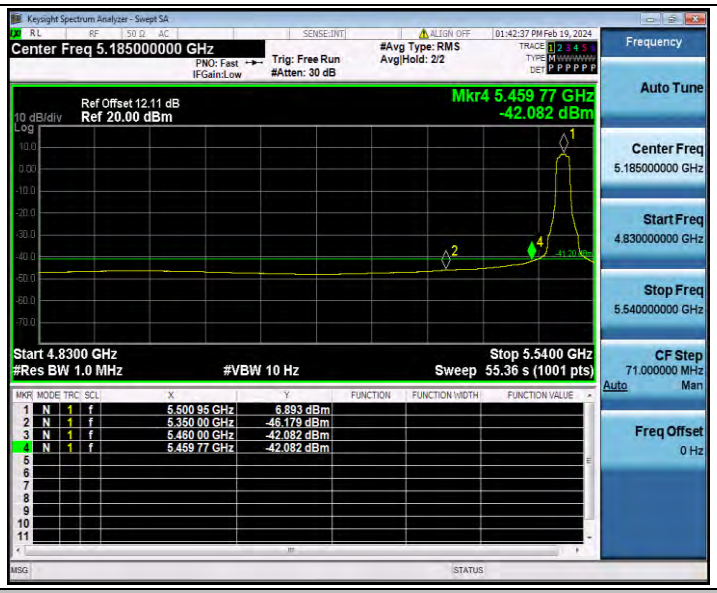


11N20SISO_Ant1_Low_5500_Peak

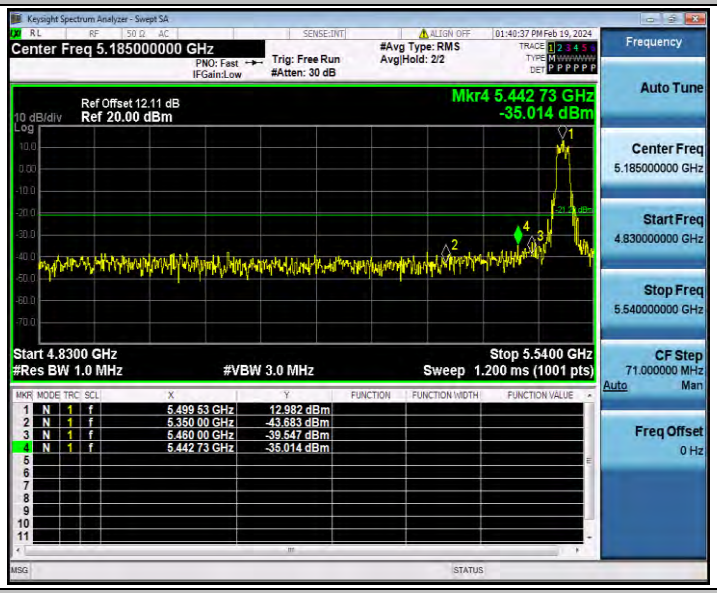


11N40SISO_Ant1_Low_5510_AV

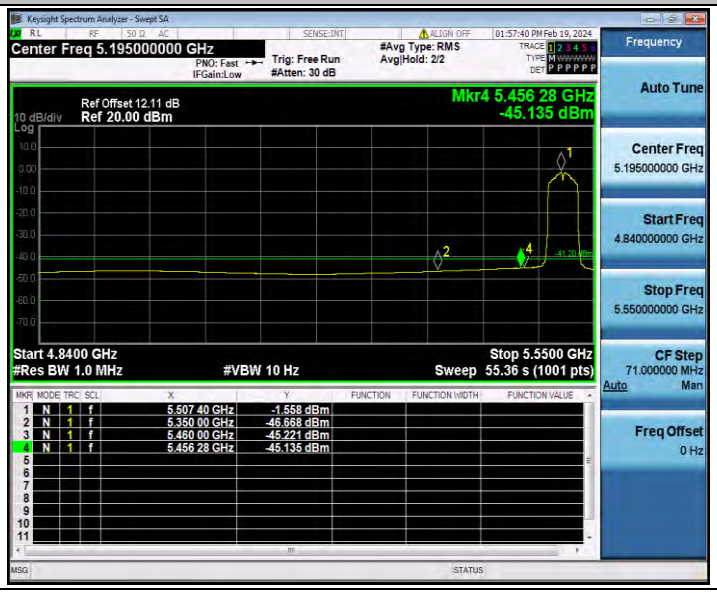

11N40SISO_Ant1_Low_5510_Peak

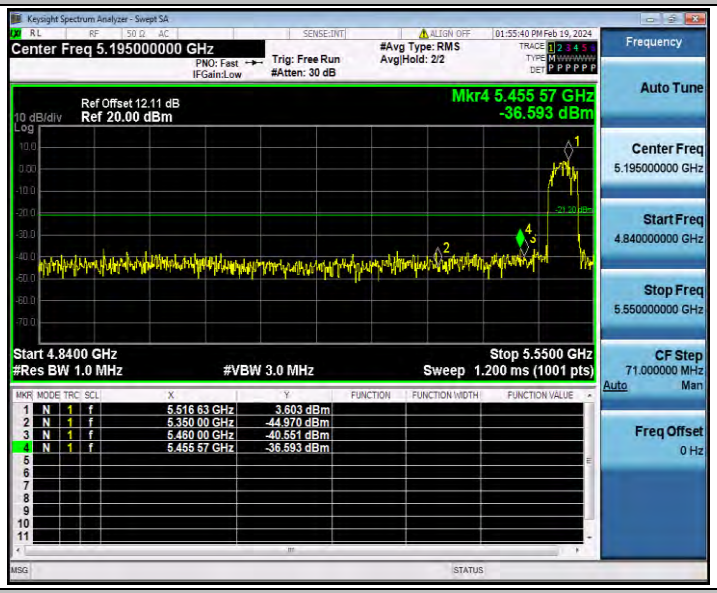


11AC20SISO_Ant1_Low_5500_AV

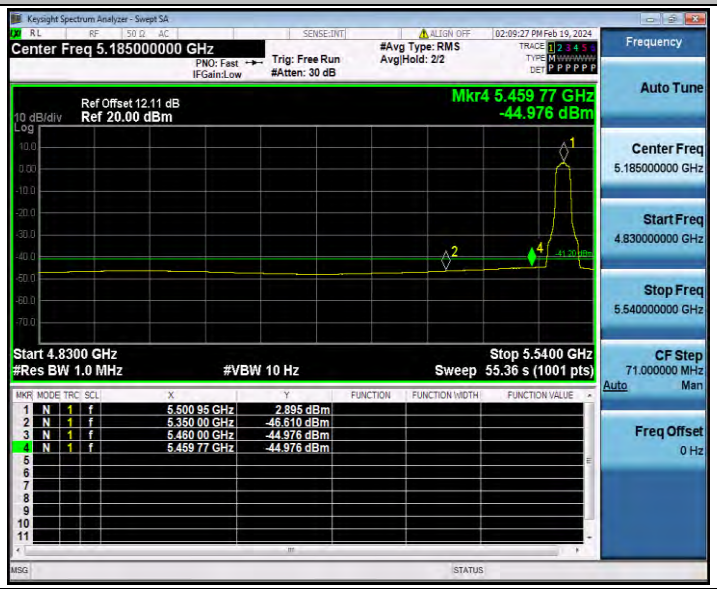


11AC20SISO_Ant1_Low_5500_Peak

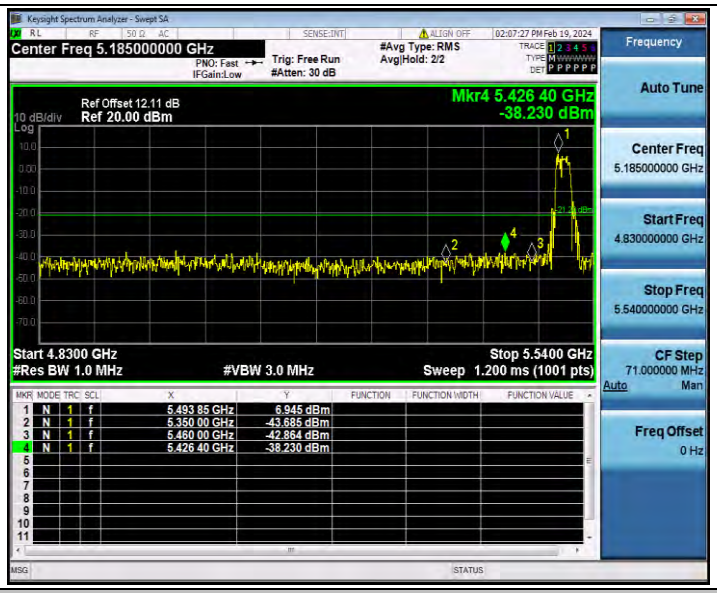


11AC40SISO_Ant1_Low_5510_AV

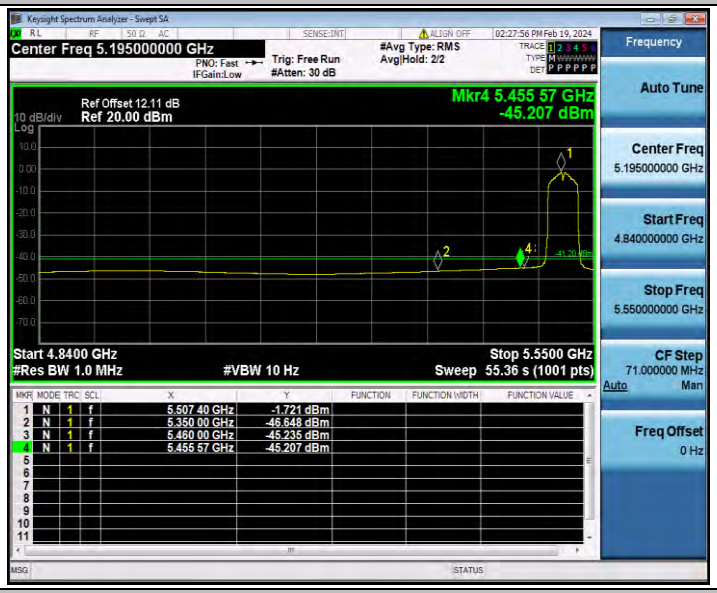


11AC40SISO_Ant1_Low_5510_Peak

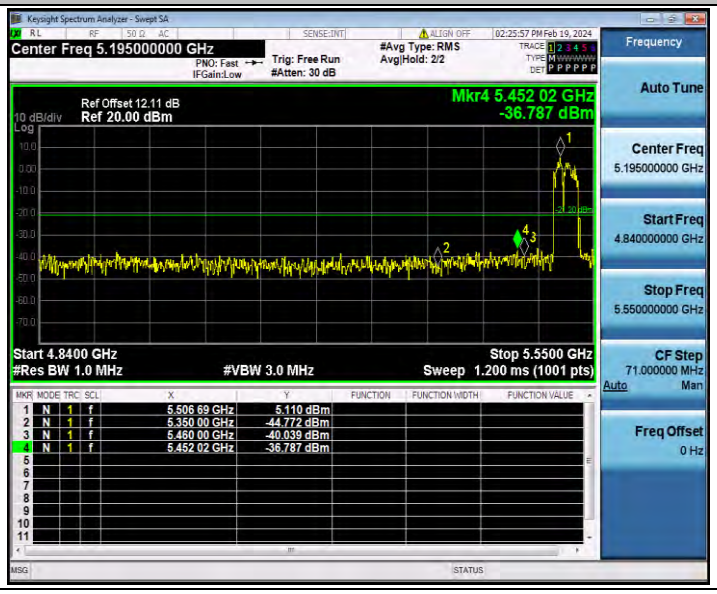

11AC80SISO_Ant1_Low_5530_AV

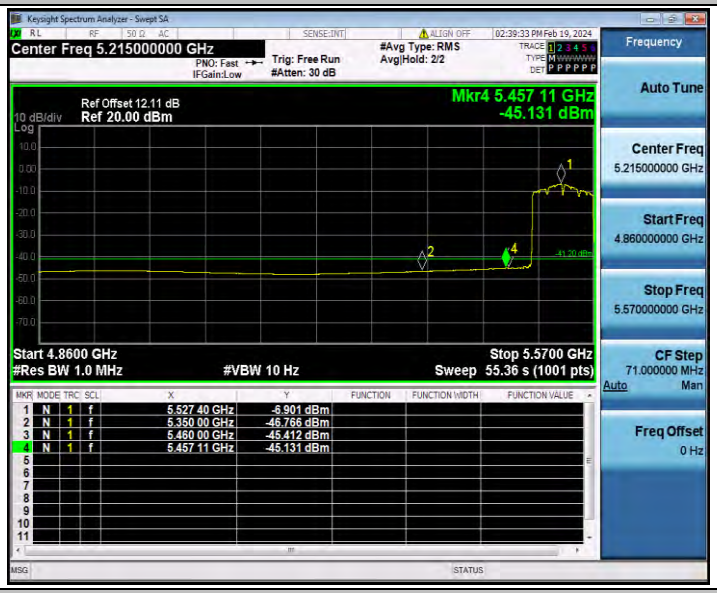


11AC80SISO_Ant1_Low_5530_Peak

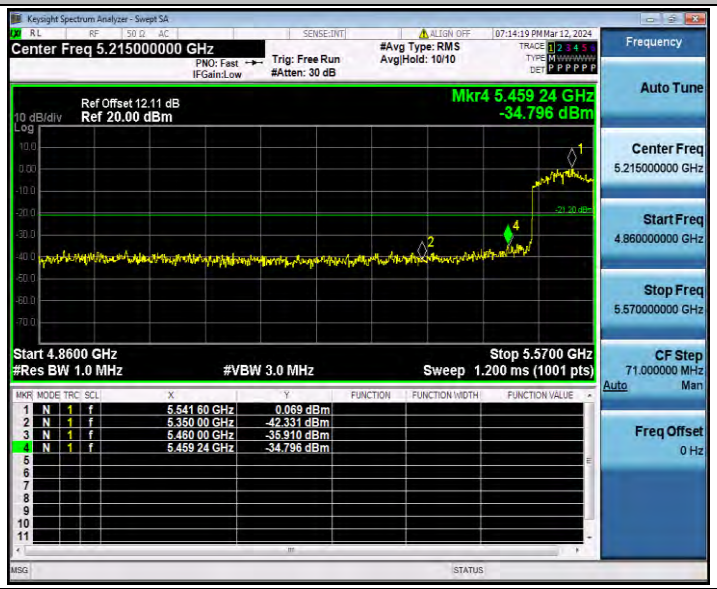


11AX20SISO_Ant1_Low_5500_AV

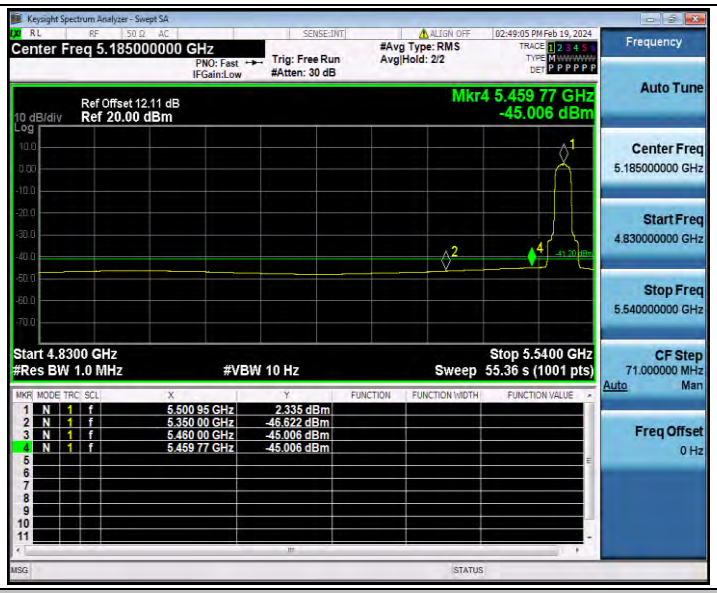


11AX20SISO_Ant1_Low_5500_Peak

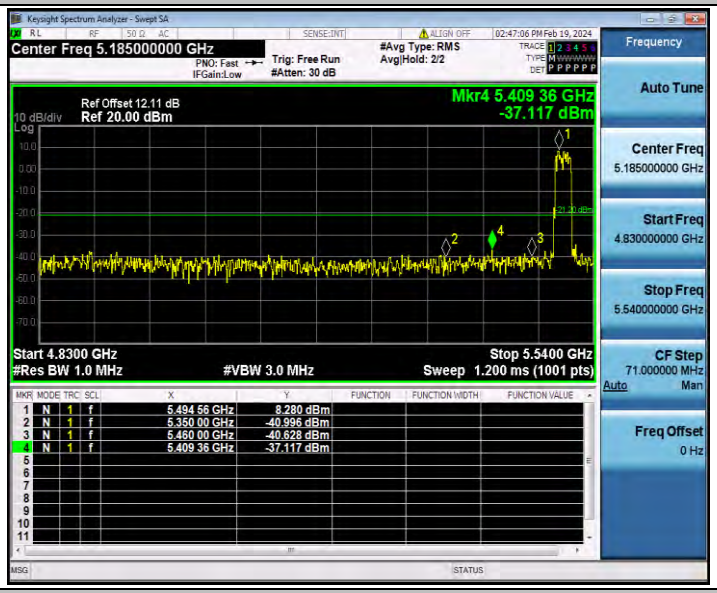


11AX40SISO_Ant1_Low_5510_AV

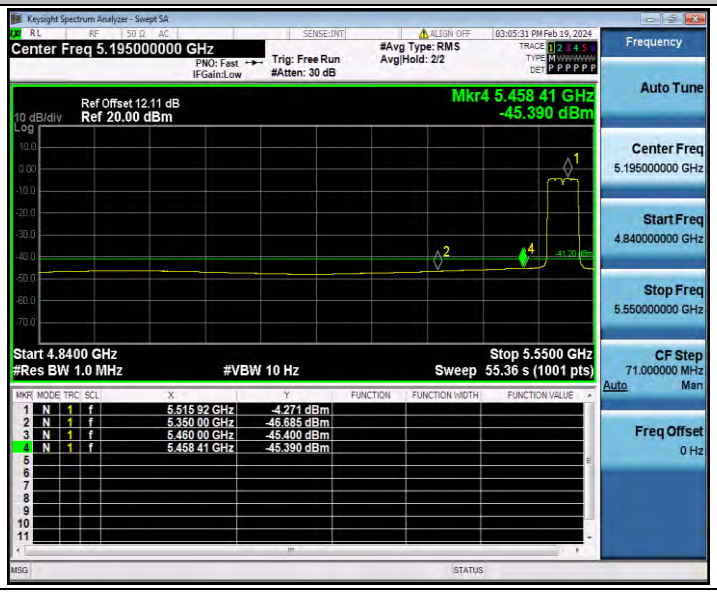

11AX40SISO_Ant1_Low_5510_Peak

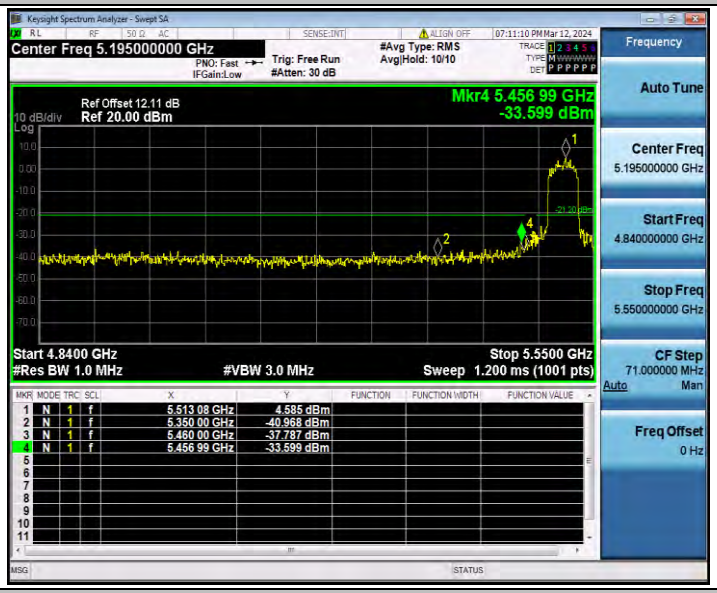


11AX80SISO_Ant1_Low_5530_AV

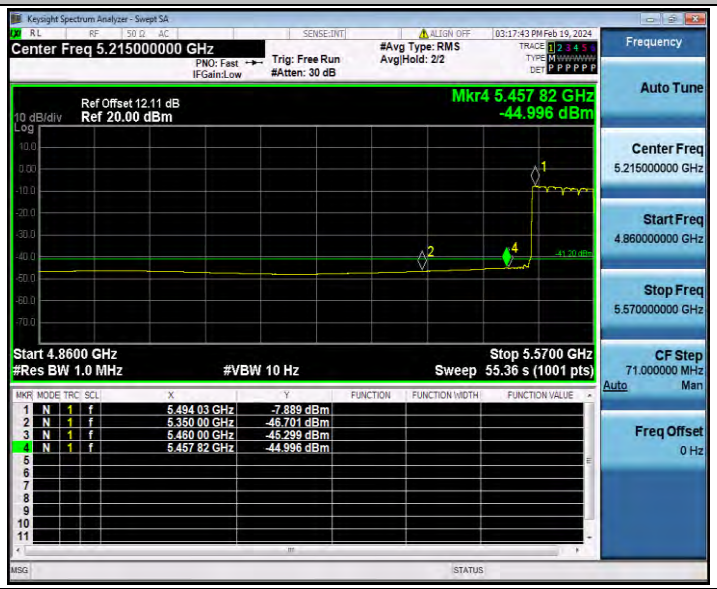


11AX80SISO_Ant1_Low_5530_Peak

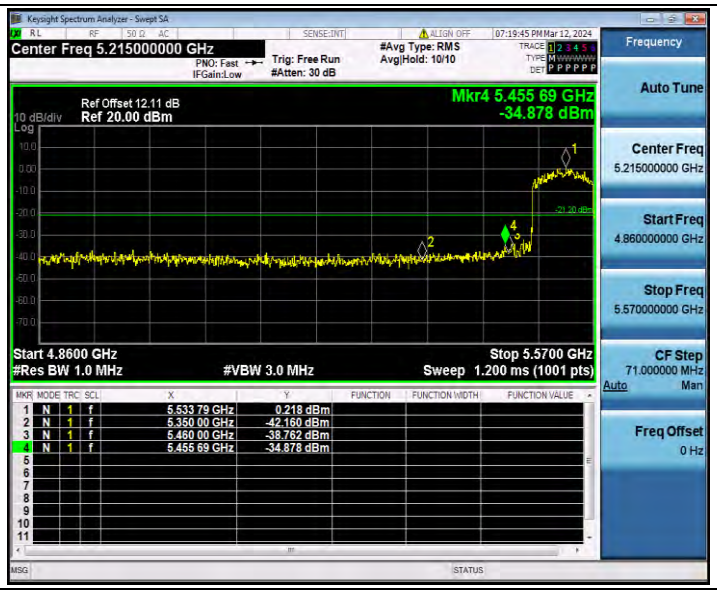
Keysight Spectrum Analyzer - Swept SA
Center Freq 5.215000000 GHz
PNO: Fast
IFGain:Low
Trig: Free Run
#Atten: 30 dB
#Avg Type: RMS
Avg|Hold: 10/10
07:19:45 PM Mar 12, 2024
Ref Offset 12.11 dB
10 dB/div
Ref 20.00 dBm
Log
Mkr4 5.455 69 GHz
-34.878 dBm
Start 4.8600 GHz
#Res BW 1.0 MHz
#VBW 3.0 MHz
Stop 5.5700 GHz
Sweep 1.200 ms (1001 pts)
1 N 1 f 5.533 79 GHz 0.218 dBm
2 N 1 f 5.350 00 GHz -42.160 dBm
3 N 1 f 5.460 00 GHz -38.762 dBm
4 N 1 f 5.455 69 GHz -34.878 dBm
Frequency
Auto Tune
Center Freq
5.215000000 GHz
Start Freq
4.860000000 GHz
Stop Freq
5.570000000 GHz
CF Step
71.000000 MHz
Auto
Man
Freq Offset
0 Hz