Case No. : GTS20231208004-1-38	
Ambient Condition: 22 ℃, 50 %RH	
According Standard: ■Part15E	
Test Date: 2024.2.19	**Test Engineer:** Evan ouyang

Appendix G.1: Min emission bandwidth

Test Result

TestMode	Antenna	Freq(MHz)	6db EBW [MHz]	FL[MHz]	FH[MHz]	Limit[MHz]	Verdict
11A	Ant1	5745	16.360	5736.800	5753.160	0.5	PASS
		5785	16.360	5776.800	5793.160	0.5	PASS
		5825	16.360	5816.800	5833.160	0.5	PASS
11N20SISO	Ant1	5745	16.160	5736.960	5753.120	0.5	PASS
		5785	15.680	5777.200	5792.880	0.5	PASS
		5825	16.040	5817.120	5833.160	0.5	PASS
11N40SISO	Ant1	5755	35.040	5737.480	5772.520	0.5	PASS
		5795	35.040	5777.480	5812.520	0.5	PASS
11AC20SISO	Ant1	5745	17.600	5736.200	5753.800	0.5	PASS
		5785	17.600	5776.200	5793.800	0.5	PASS
		5825	17.600	5816.200	5833.800	0.5	PASS
11AC40SISO	Ant1	5755	35.040	5737.480	5772.520	0.5	PASS
		5795	35.040	5777.480	5812.520	0.5	PASS
11AC80SISO	Ant1	5775	75.200	5737.400	5812.600	0.5	PASS
11AX20SISO	Ant1	5745	18.920	5735.520	5754.440	0.5	PASS
		5785	18.960	5775.480	5794.440	0.5	PASS
		5825	19.000	5815.480	5834.480	0.5	PASS
11AX40SISO	Ant1	5755	38.080	5735.960	5774.040	0.5	PASS
		5795	38.080	5775.960	5814.040	0.5	PASS
11AX80SISO	Ant1	5775	78.080	5735.960	5814.040	0.5	PASS

Test Graphs

11A_Ant1_5745

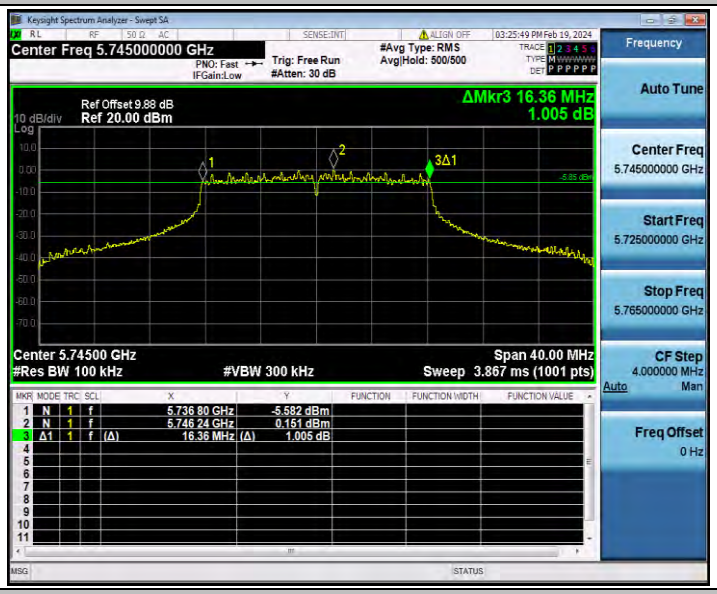

11A_Ant1_5785

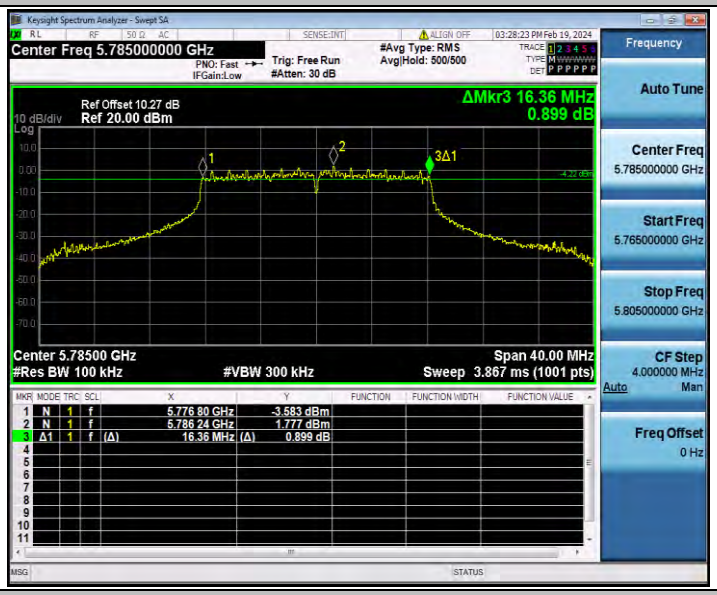

11A_Ant1_5825

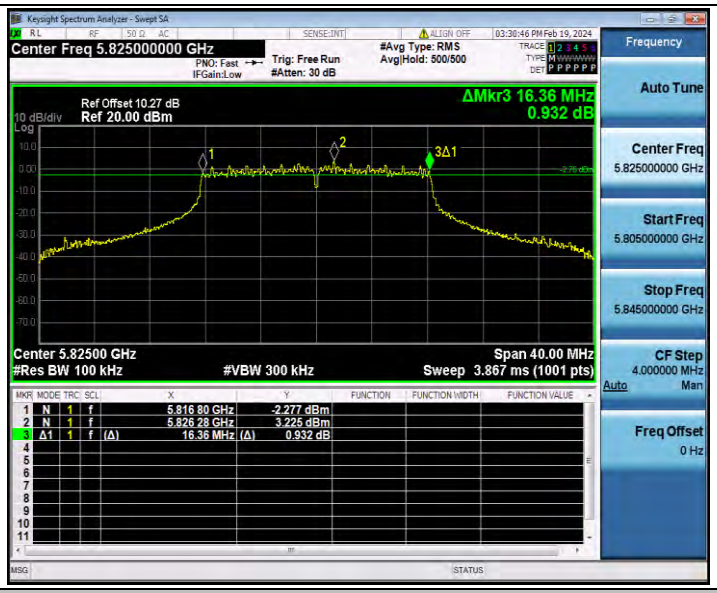

11N20SISO_Ant1_5745

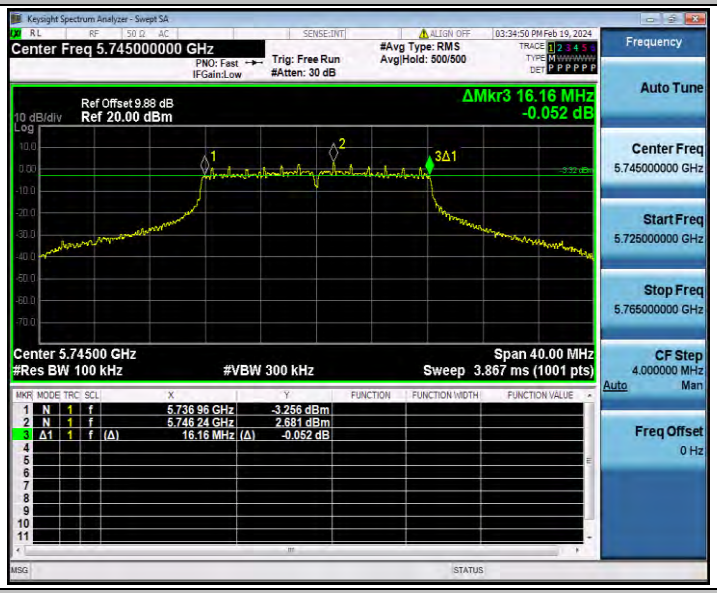

11N20SISO_Ant1_5785

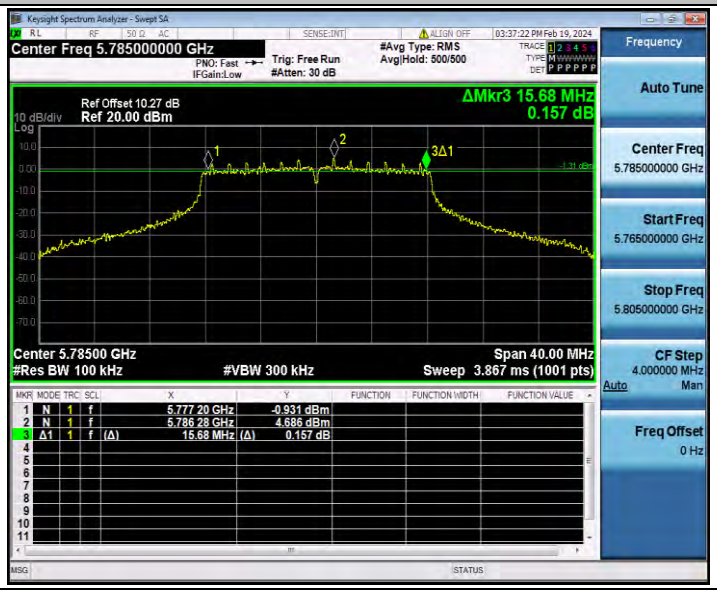

11N20SISO_Ant1_5825
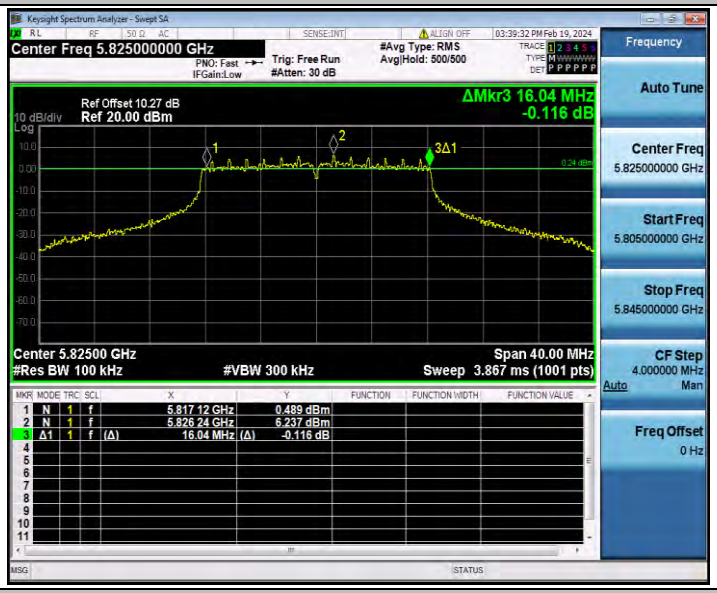

11N40SISO_Ant1_5755
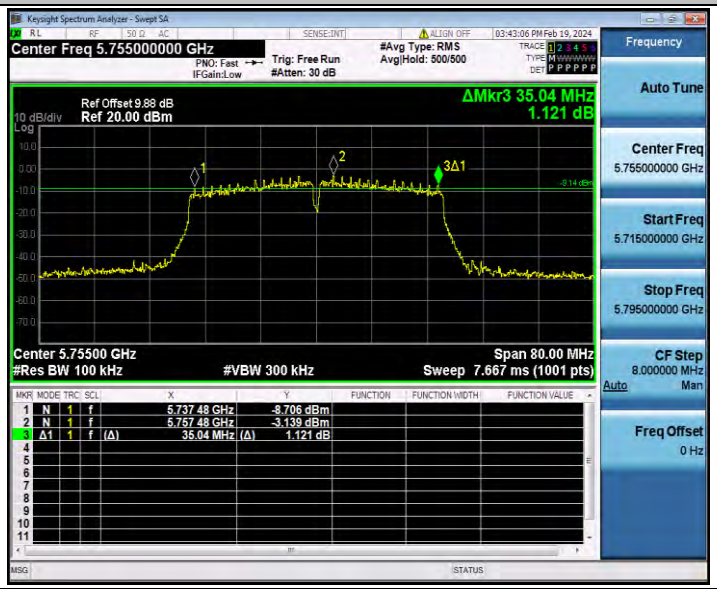

11N40SISO_Ant1_5795

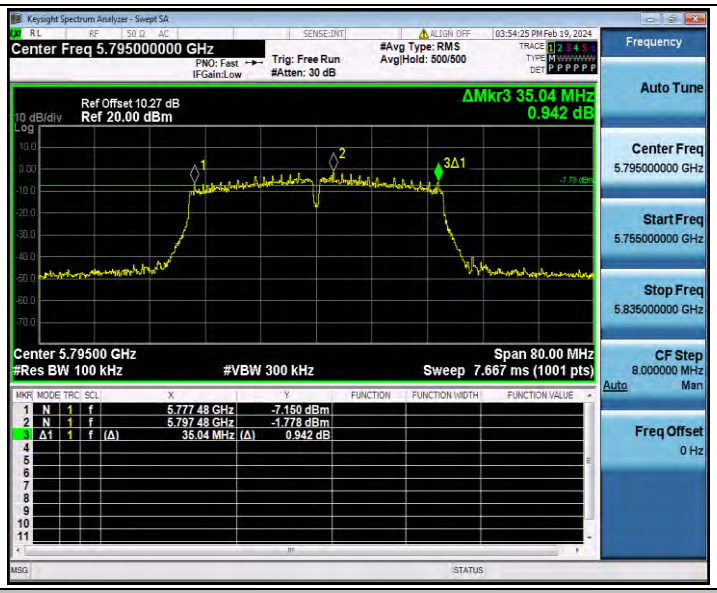

11AC20SISO_Ant1_5745

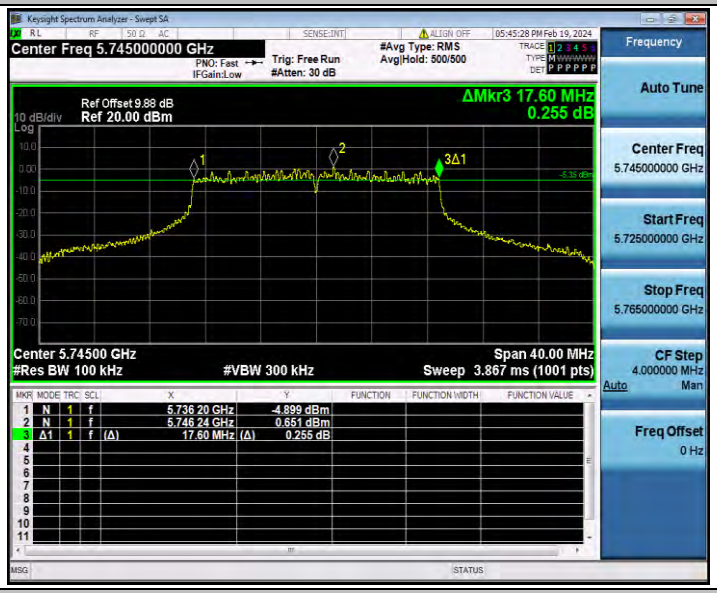

11AC20SISO_Ant1_5785

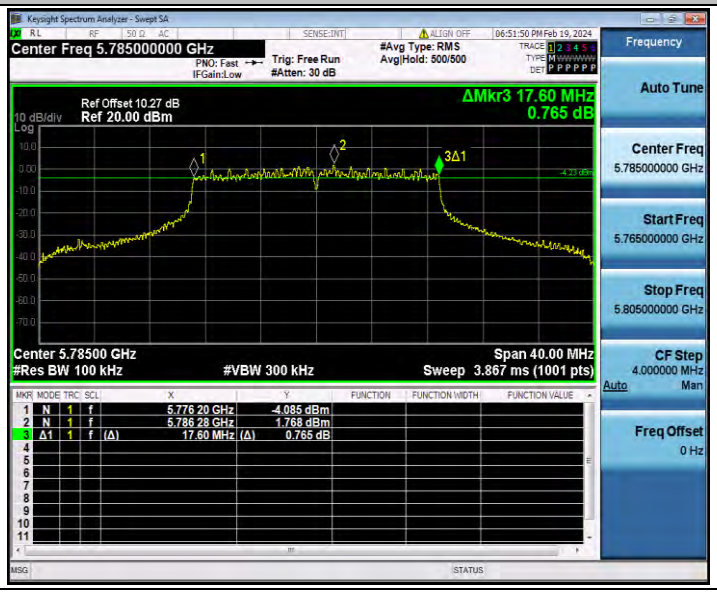

11AC20SISO_Ant1_5825

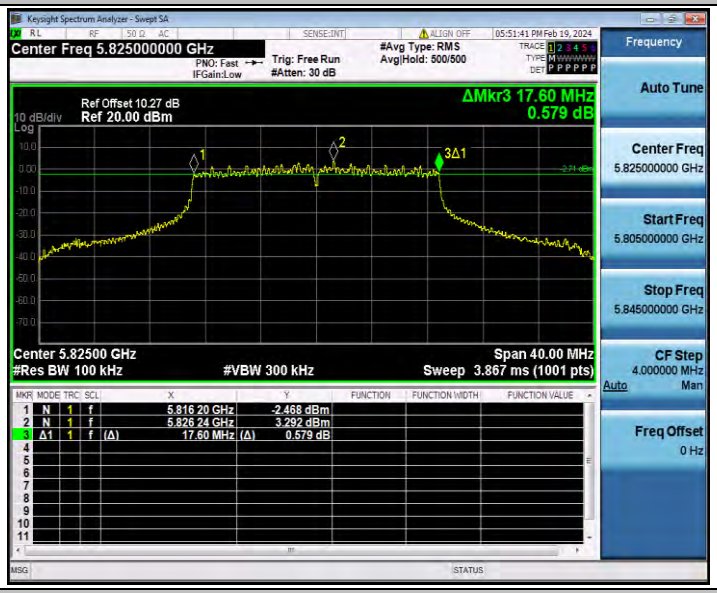

11AC40SISO_Ant1_5755

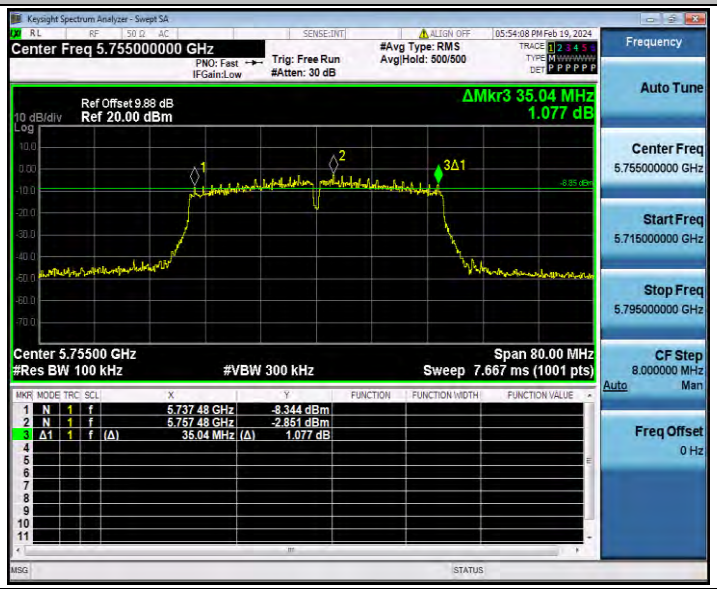

11AC40SISO_Ant1_5795

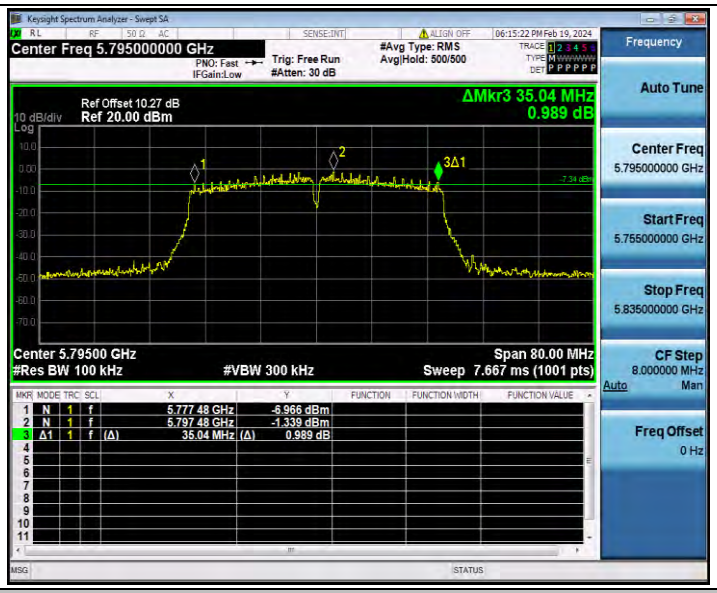

11AC80SISO_Ant1_5775

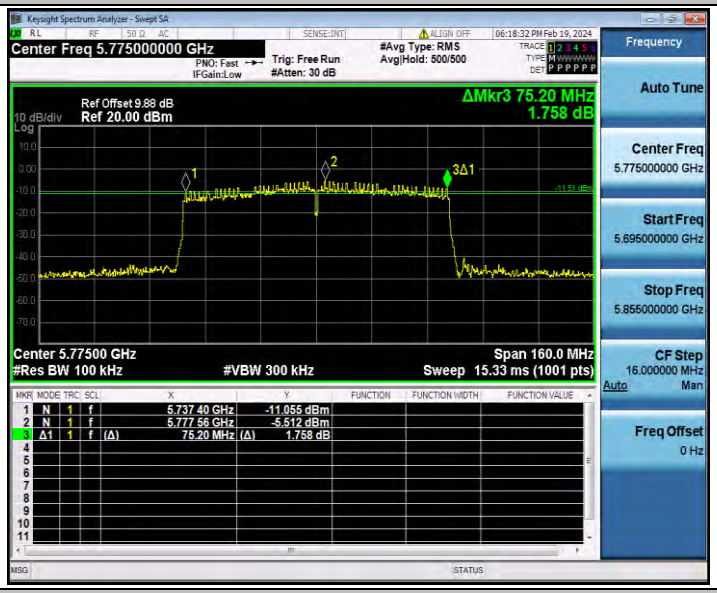

11AX20SISO_Ant1_5745

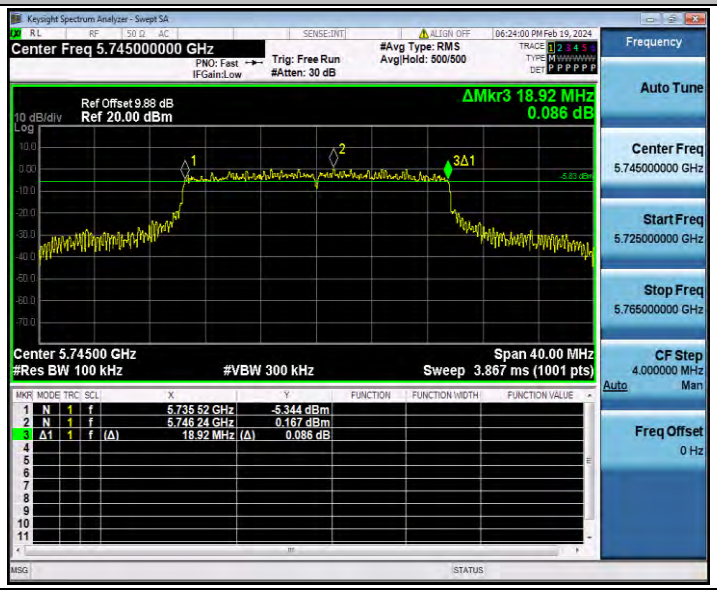

11AX20SISO_Ant1_5785

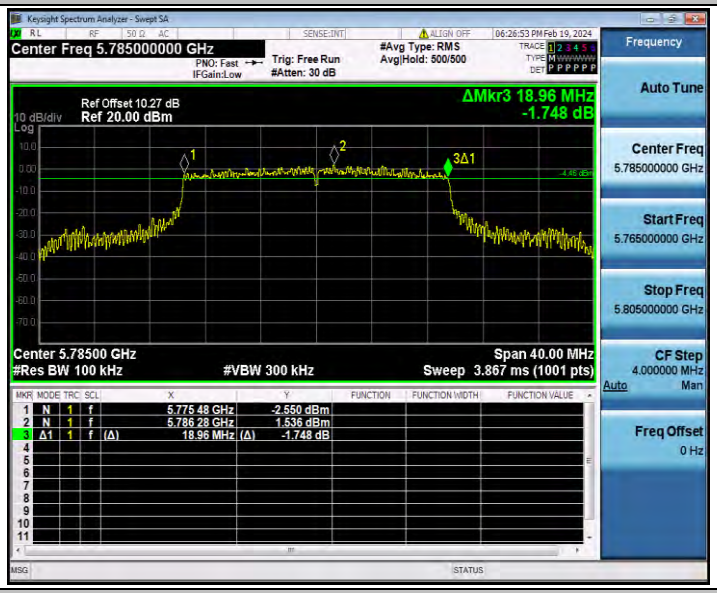

11AX20SISO_Ant1_5825

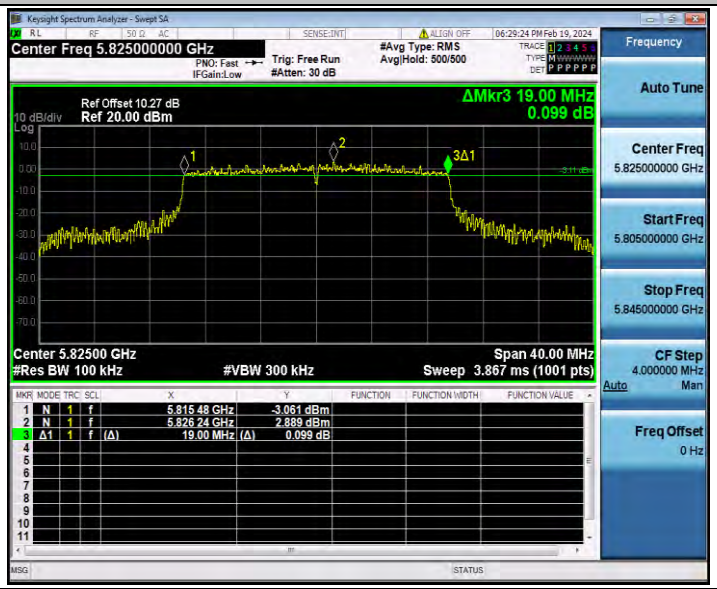

11AX40SISO_Ant1_5755

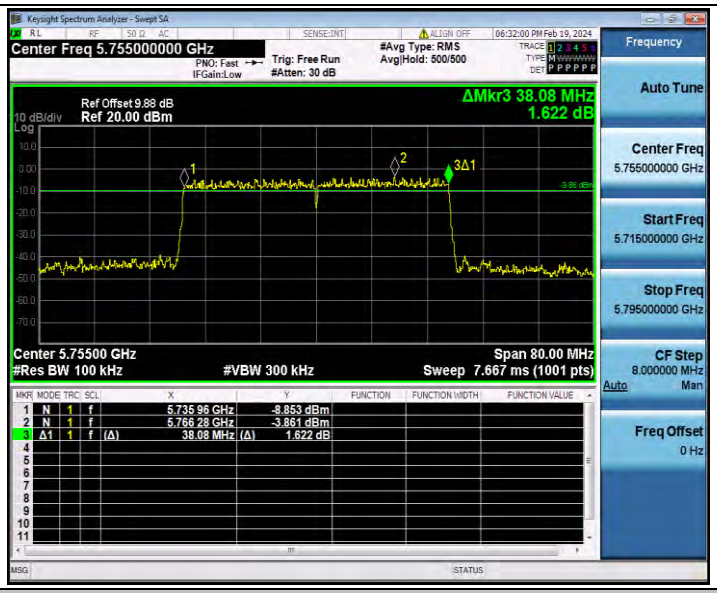

11AX40SISO_Ant1_5795

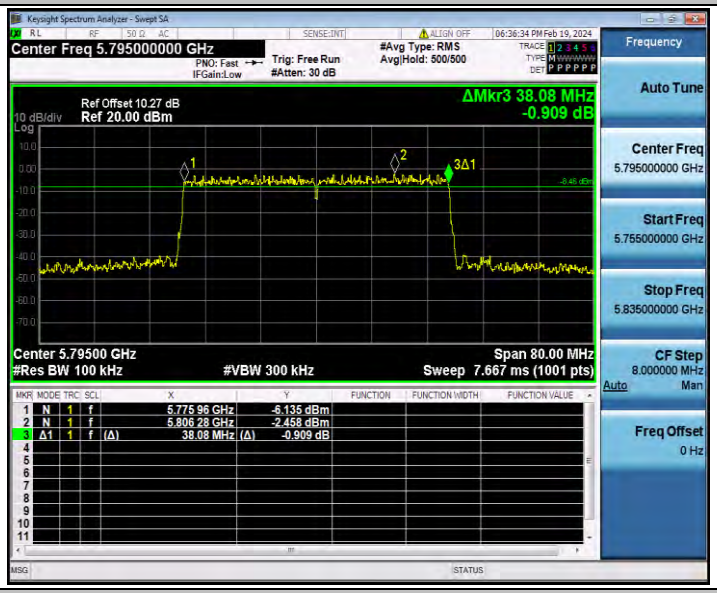

11AX80SISO_Ant1_5775

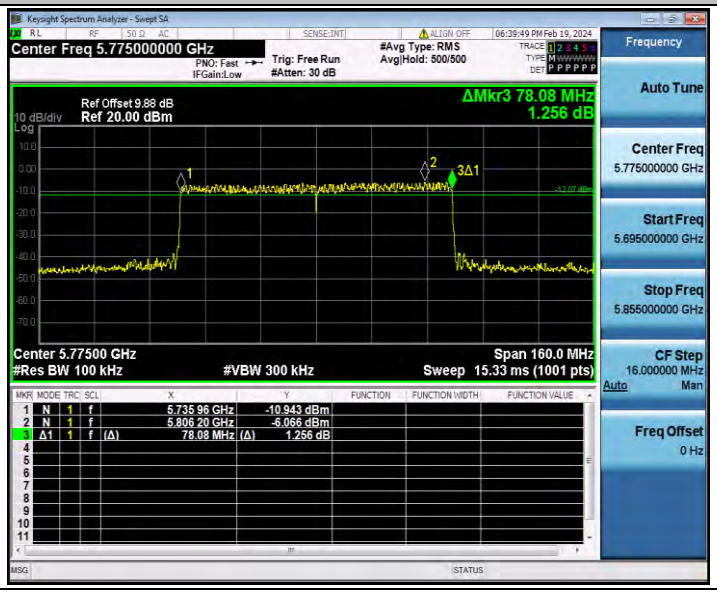

Appendix G.2: Occupied channel bandwidth

Test Result

TestMode	Antenna	Freq(MHz)	OCB [MHz]	FL[MHz]	FH[MHz]	Limit[MHz]	Verdict
11A	Ant1	5745	17.471	5736.1581	5753.6291	---	---
		5785	17.374	5776.2594	5793.6334	---	---
		5825	17.344	5816.2657	5833.6097	---	---
11N20SISO	Ant1	5745	17.494	5736.2672	5753.7612	---	---
		5785	17.506	5776.2891	5793.7951	---	---
		5825	17.490	5816.3231	5833.8131	---	---
11N40SISO	Ant1	5755	36.090	5737.0225	5773.1125	---	---
		5795	35.935	5777.1302	5813.0652	---	---
11AC20SISO	Ant1	5745	18.259	5735.8363	5754.0953	---	---
		5785	18.251	5775.8683	5794.1193	---	---
		5825	18.263	5815.8826	5834.1456	---	---
11AC40SISO	Ant1	5755	35.999	5737.0987	5773.0977	---	---
		5795	35.967	5777.1128	5813.0798	---	---
11AC80SISO	Ant1	5775	75.482	5737.3845	5812.8665	---	---
11AX20SISO	Ant1	5745	19.136	5735.3994	5754.5354	---	---
		5785	19.326	5775.3612	5794.6872	---	---
		5825	19.259	5815.3988	5834.6578	---	---
11AX40SISO	Ant1	5755	37.921	5736.0937	5774.0147	---	---
		5795	37.936	5776.0729	5814.0089	---	---
11AX80SISO	Ant1	5775	77.737	5736.2737	5814.0107	---	---

Test Graphs

11A_Ant1_5745

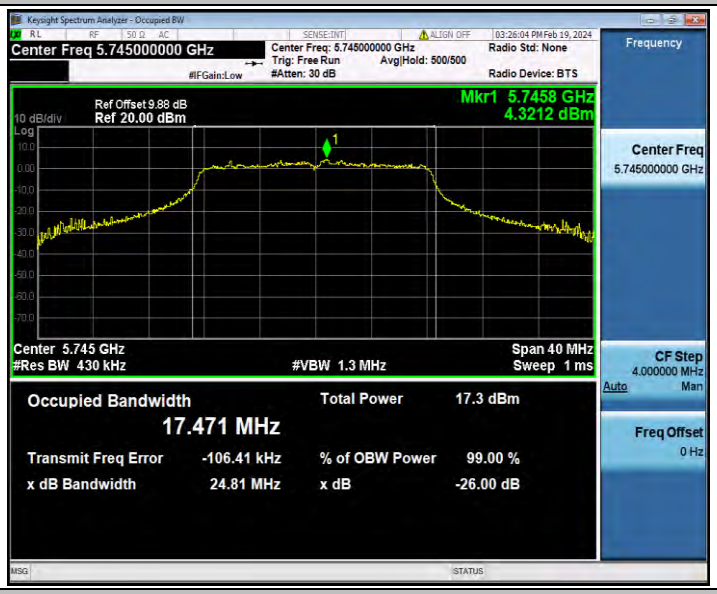

11A_Ant1_5785

11A_Ant1_5825

11N20SISO_Ant1_5745

11N20SISO_Ant1_5785

11N20SISO_Ant1_5825

11N40SISO_Ant1_5755

11N40SISO_Ant1_5795

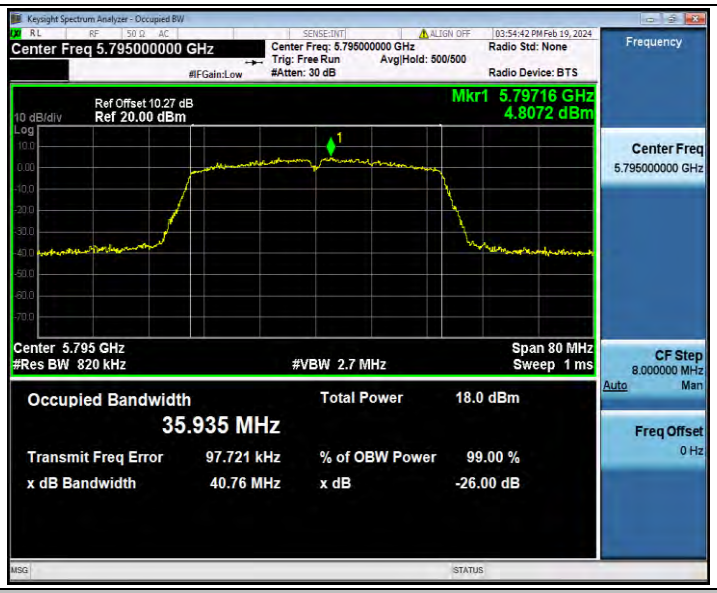

11AC20SISO_Ant1_5745

11AC20SISO_Ant1_5785

11AC20SISO_Ant1_5825

11AC40SISO_Ant1_5755

11AC40SISO_Ant1_5795

11AC80SISO_Ant1_5775

11AX20SISO_Ant1_5745

11AX20SISO_Ant1_5785

11AX20SISO_Ant1_5825

11AX40SISO_Ant1_5755

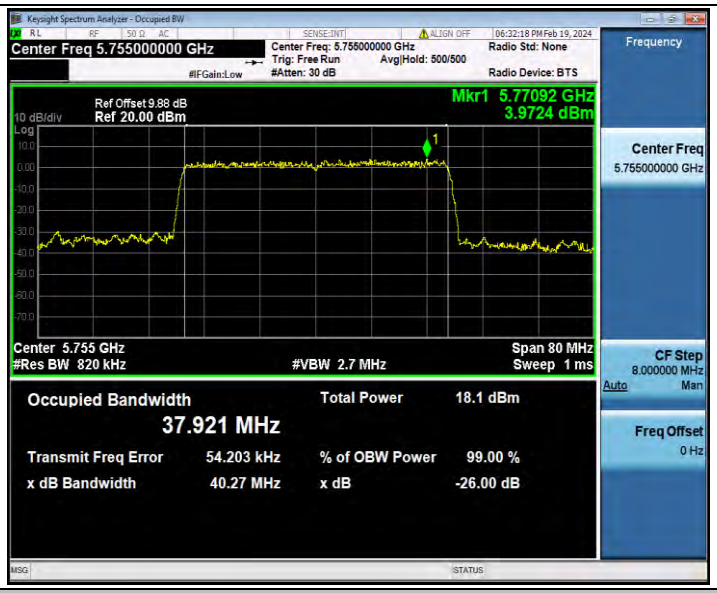

11AX40SISO_Ant1_5795

11AX80SISO_Ant1_5775

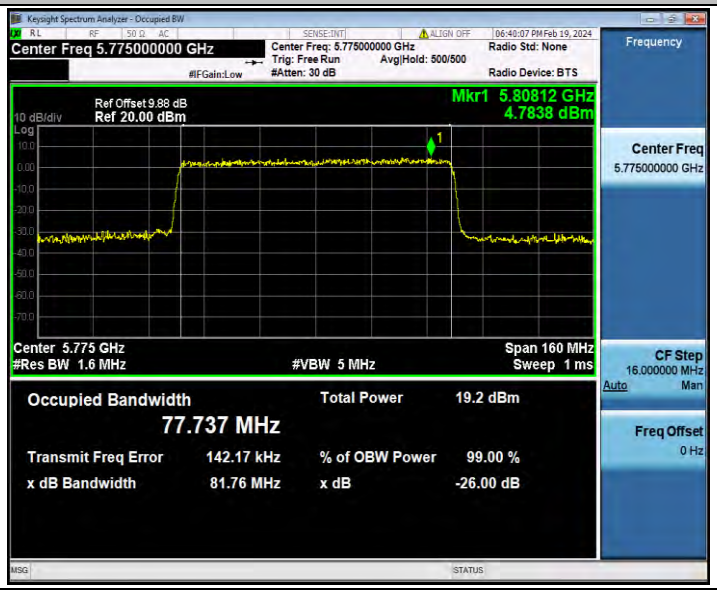

Appendix G.3: Duty Cycle

Test Result

TestMode	Antenna	Freq(MHz)	Transmission Duration [ms]	Transmission Period [ms]	Duty Cycle [%]	Duty Cycle Factor[dB]	1/T Factor[KHz]
11A	Ant1	5745	0.18	0.21	85.71	0.67	5.56
		5785	0.18	0.21	85.71	0.67	5.56
		5825	0.18	0.21	85.71	0.67	5.56
11N20SISO	Ant1	5745	0.71	0.74	95.95	0.18	1.41
		5785	0.70	0.74	94.59	0.24	1.43
		5825	0.71	0.74	95.95	0.18	1.41
11N40SISO	Ant1	5755	3.33	4.81	69.23	1.60	0.30
		5795	4.57	6.58	69.45	1.58	0.22
11AC20SISO	Ant1	5745	0.17	0.20	85.00	0.71	5.88
		5785	0.16	0.20	80.00	0.97	6.25
		5825	0.16	0.20	80.00	0.97	6.25
11AC40SISO	Ant1	5755	3.33	4.80	69.38	1.59	0.30
		5795	4.58	6.59	69.50	1.58	0.22
11AC80SISO	Ant1	5775	3.24	6.71	48.29	3.16	0.31
11AX20SISO	Ant1	5745	0.15	0.19	78.95	1.03	6.67
		5785	0.15	0.19	78.95	1.03	6.67
		5825	0.15	0.19	78.95	1.03	6.67
11AX40SISO	Ant1	5755	3.82	6.71	56.93	2.45	0.26
		5795	2.89	5.08	56.89	2.45	0.35
11AX80SISO	Ant1	5775	3.38	6.70	50.45	2.97	0.30

Test Graphs

11A_Ant1_5745

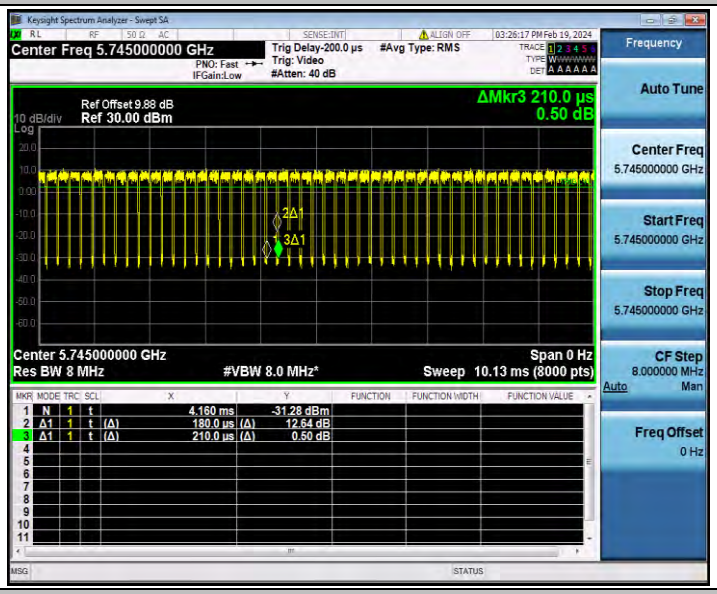

11A_Ant1_5785

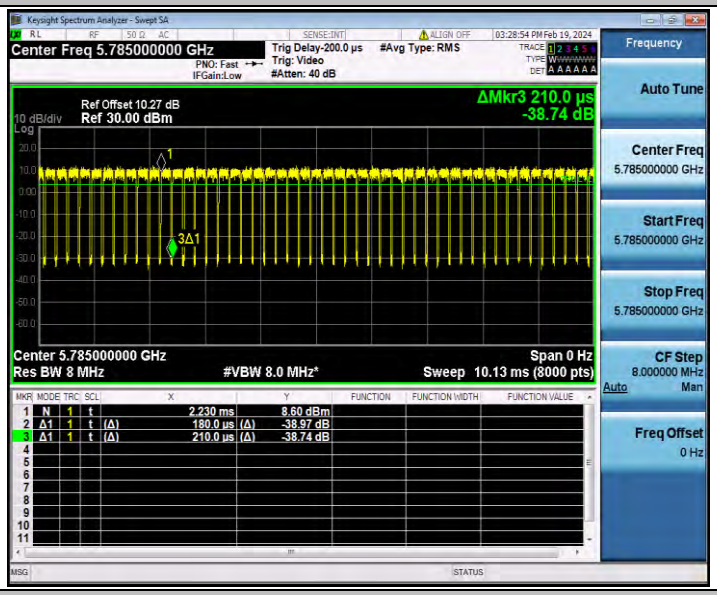

11A_Ant1_5825

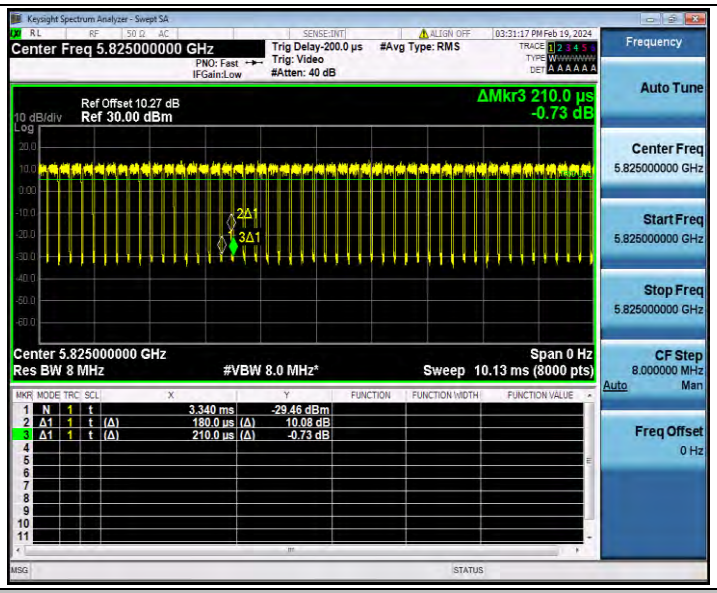

11N20SISO_Ant1_5745

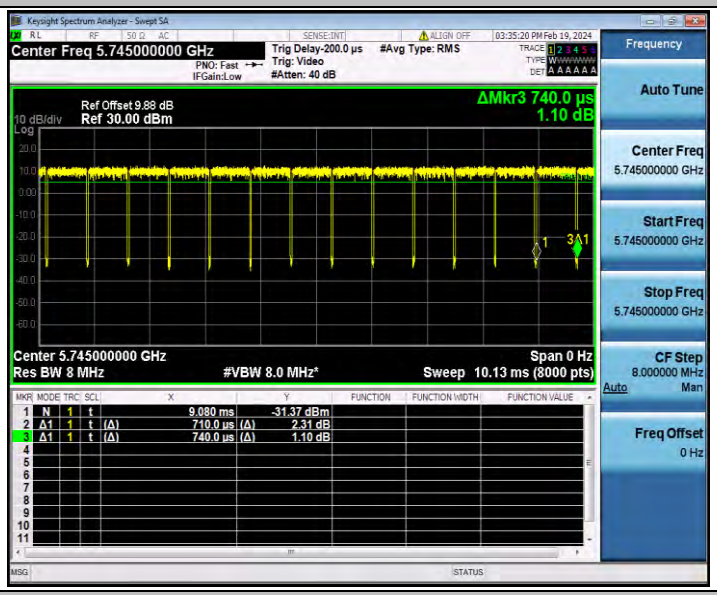

11N20SISO_Ant1_5785

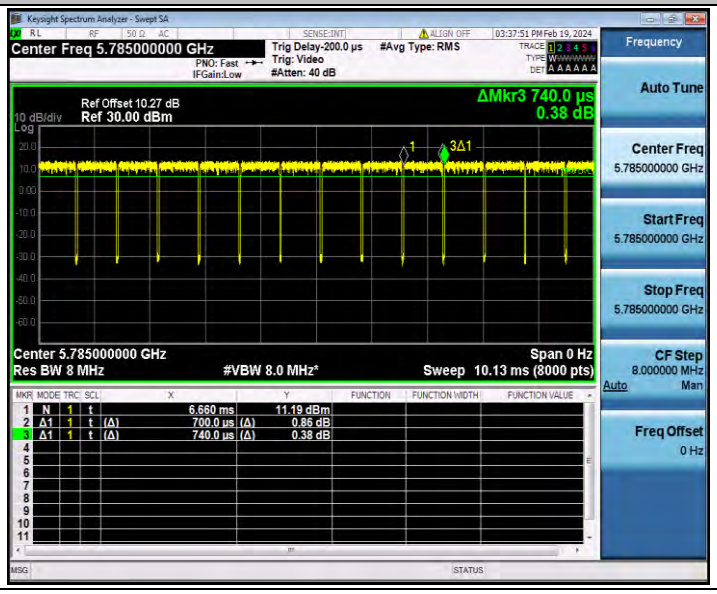

11N20SISO_Ant1_5825

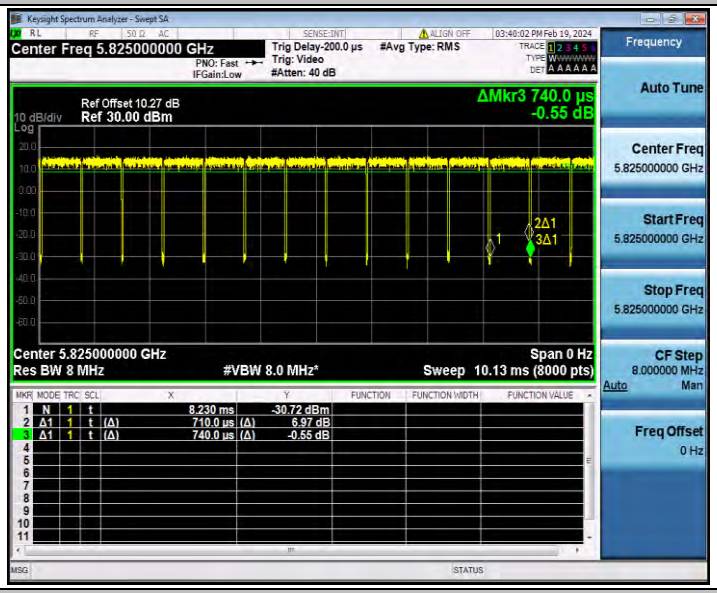

11N40SISO_Ant1_5755

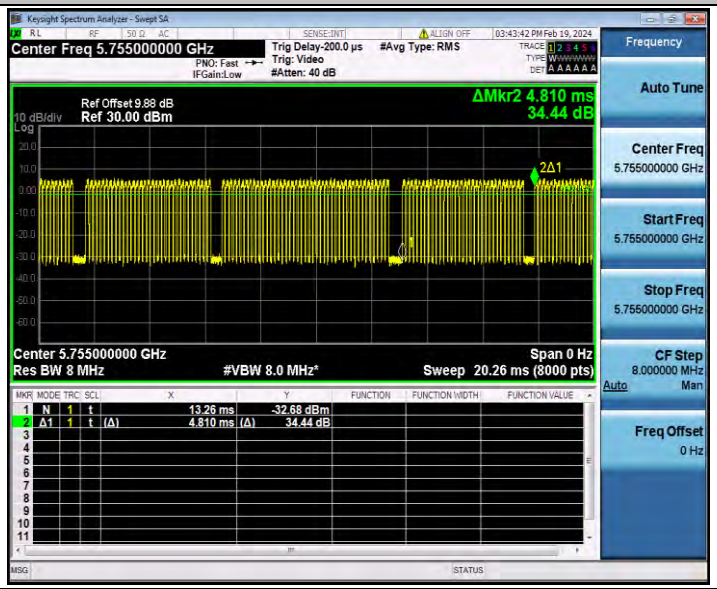

11N40SISO_Ant1_5795

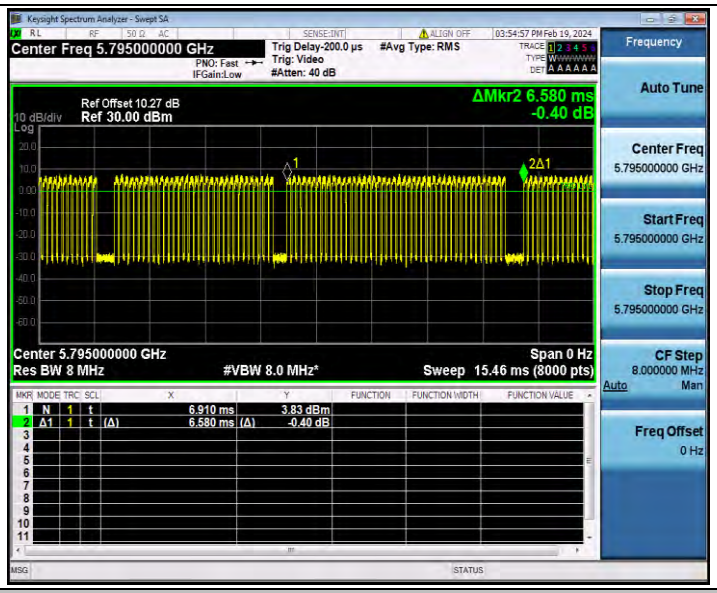

11AC20SISO_Ant1_5745

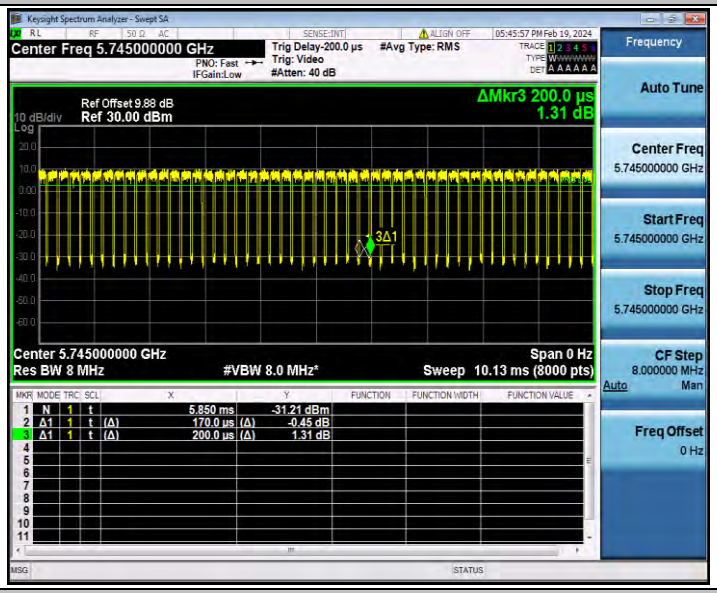

11AC20SISO_Ant1_5785

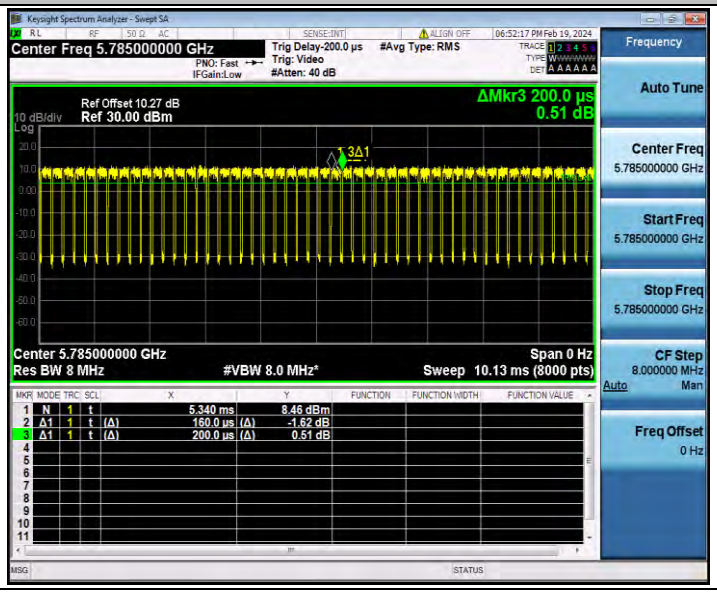

11AC20SISO_Ant1_5825

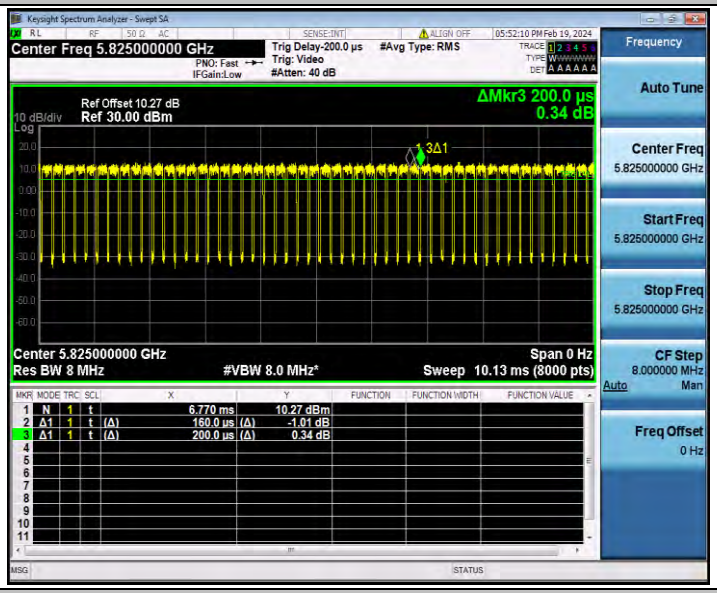

11AC40SISO_Ant1_5755

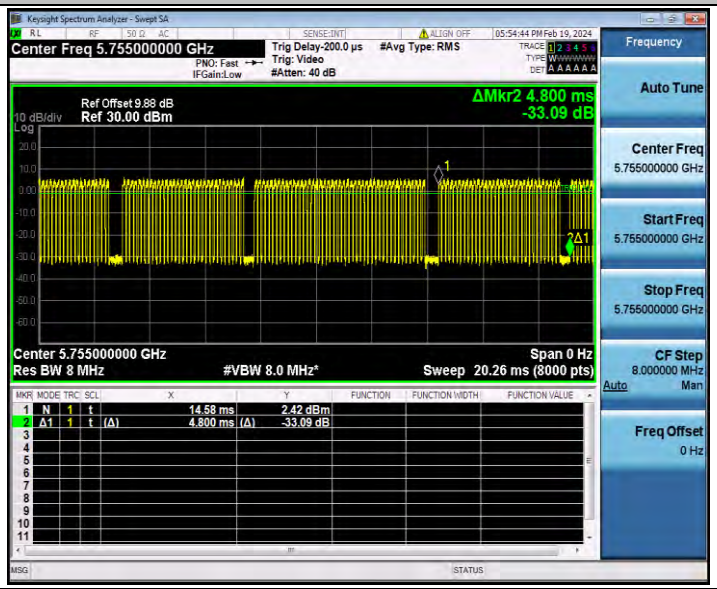

11AC40SISO_Ant1_5795

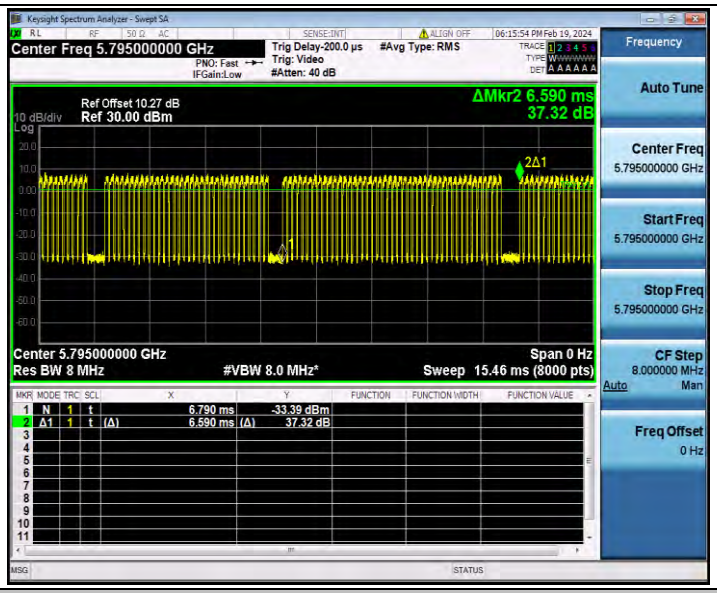

11AC80SISO_Ant1_5775

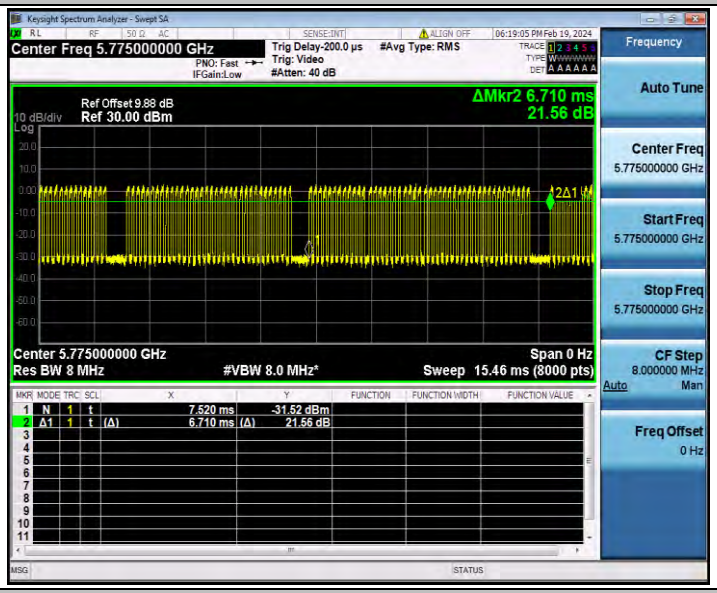

11AX20SISO_Ant1_5745

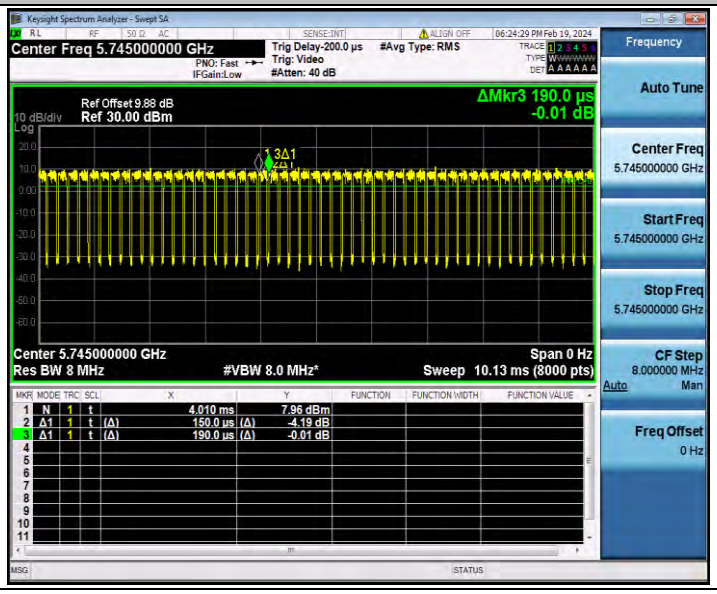

11AX20SISO_Ant1_5785

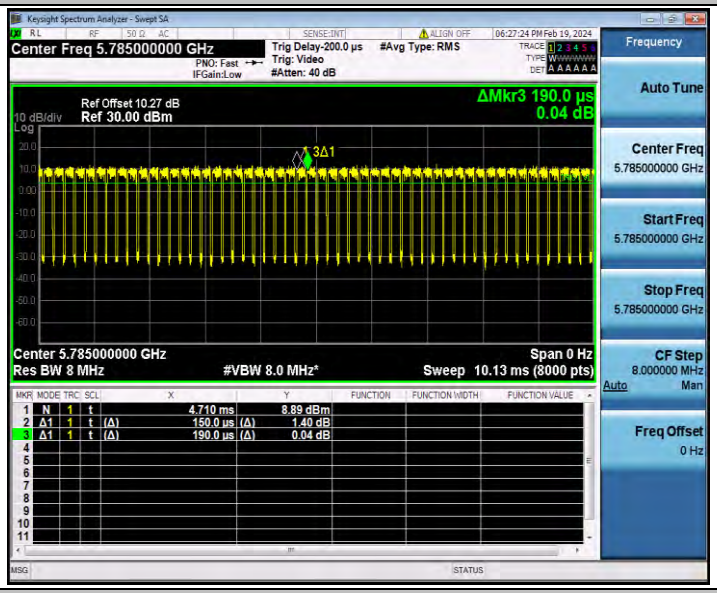

11AX20SISO_Ant1_5825

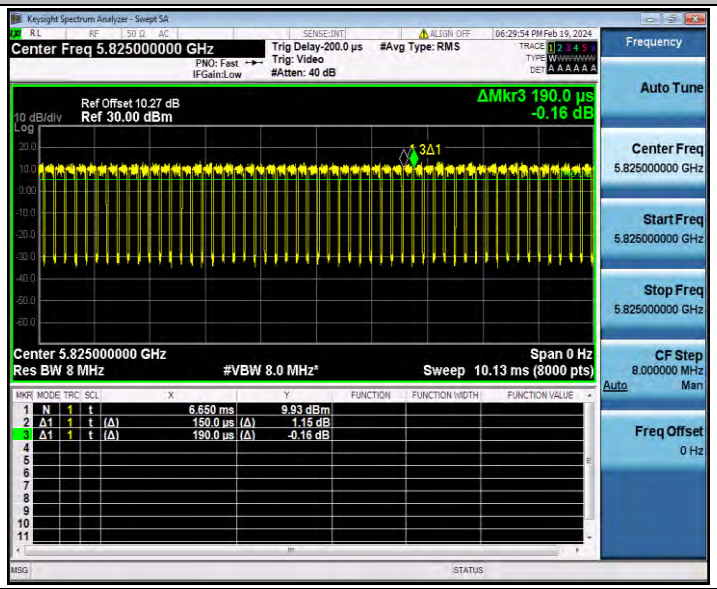

11AX40SISO_Ant1_5755

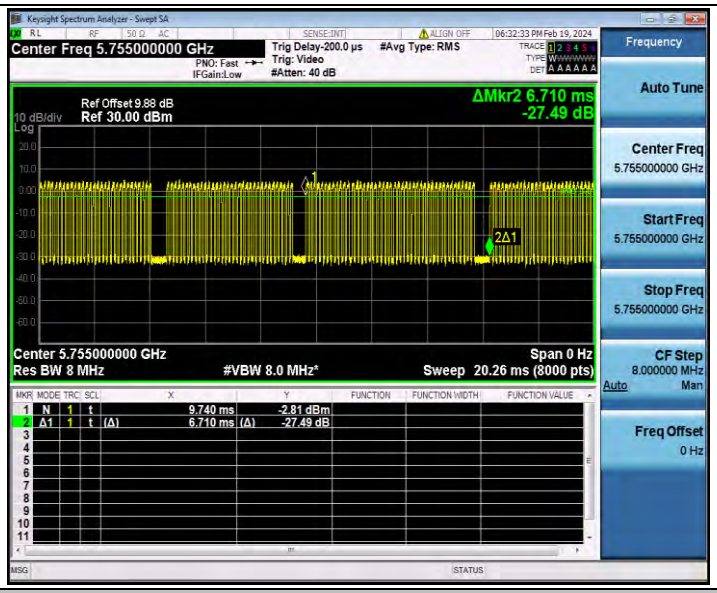

11AX40SISO_Ant1_5795

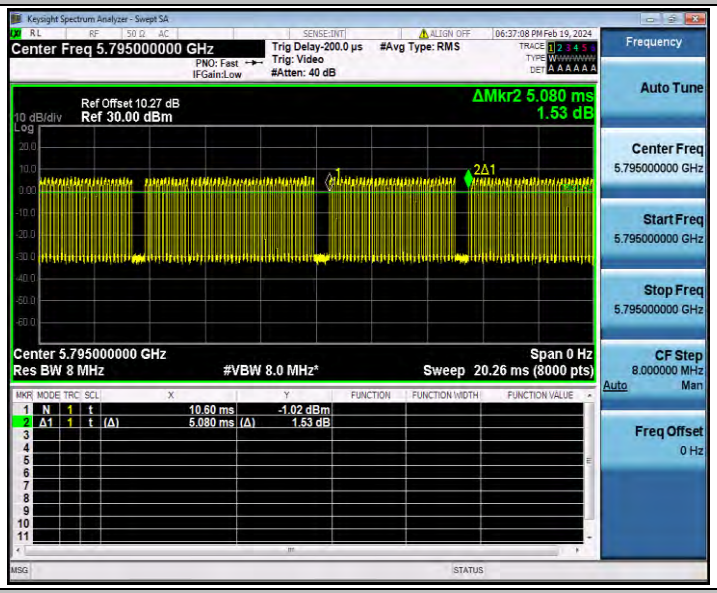

11AX80SISO_Ant1_5775

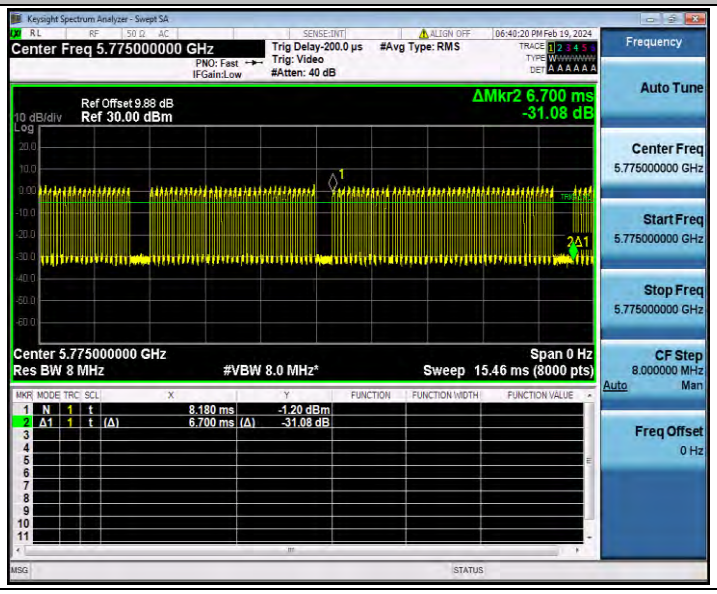

Appendix G.4: Maximum conducted output power

Test Result

Test Mode	Antenna	Freq (MHz)	Channel Powert [dBm]	Duty Cycle [%]	DC Factor [dBm]	Result [dBm]	Limit [dBm]	Verdict
11A	Ant1	5745	9.58	85.71	0.67	10.25	≤30.00	PASS
		5785	11.08	85.71	0.67	11.75	≤30.00	PASS
		5825	12.60	85.71	0.67	13.27	≤30.00	PASS
11N20S ISO	Ant1	5745	12.73	95.95	0.18	12.91	≤30.00	PASS
		5785	14.52	94.59	0.24	14.76	≤30.00	PASS
		5825	16.27	95.95	0.18	16.45	≤30.00	PASS
11N40S ISO	Ant1	5755	7.52	69.23	1.60	9.12	≤30.00	PASS
		5795	8.98	69.45	1.58	10.56	≤30.00	PASS
11AC20 SISO	Ant1	5745	10.04	85.00	0.71	10.75	≤30.00	PASS
		5785	11.13	80.00	0.97	12.10	≤30.00	PASS
		5825	12.67	80.00	0.97	13.64	≤30.00	PASS
11AC40 SISO	Ant1	5755	7.48	69.38	1.59	9.07	≤30.00	PASS
		5795	9.24	69.50	1.58	10.82	≤30.00	PASS
11AC80 SISO	Ant1	5775	6.41	48.29	3.16	9.57	≤30.00	PASS
11AX20 SISO	Ant1	5745	9.98	78.95	1.03	11.01	≤30.00	PASS
		5785	11.30	78.95	1.03	12.33	≤30.00	PASS
		5825	12.76	78.95	1.03	13.79	≤30.00	PASS
11AX40 SISO	Ant1	5755	7.44	56.93	2.45	9.89	≤30.00	PASS
		5795	9.34	56.89	2.45	11.79	≤30.00	PASS
11AX80 SISO	Ant1	5775	7.64	50.45	2.97	10.61	≤30.00	PASS

Note：

1. The Duty Cycle Factor is compensated in the graph.
2. The Duty Cycle Factor and RBW Factor is compensated in the data.

Appendix G.5: Maximum power spectral density

Test Result

TestMode	Antenna	Freq(MHz)	Result [dBm/MHz]	Limit[dBm/MHz]	Verdict
11A	Ant1	5745	-3.16	≤30.00	PASS
		5785	-1.67	≤30.00	PASS
		5825	-0.11	≤30.00	PASS
11N20SISO	Ant1	5745	-0.93	≤30.00	PASS
		5785	0.83	≤30.00	PASS
		5825	2.57	≤30.00	PASS
11N40SISO	Ant1	5755	-5.41	≤30.00	PASS
		5795	-4.26	≤30.00	PASS
11AC20SISO	Ant1	5745	-2.78	≤30.00	PASS
		5785	-1.04	≤30.00	PASS
		5825	0.23	≤30.00	PASS
11AC40SISO	Ant1	5755	-5.58	≤30.00	PASS
		5795	-3.77	≤30.00	PASS
11AC80SISO	Ant1	5775	-7.64	≤30.00	PASS
11AX20SISO	Ant1	5745	-2.61	≤30.00	PASS
		5785	-1.23	≤30.00	PASS
		5825	0.24	≤30.00	PASS
11AX40SISO	Ant1	5755	-5.71	≤30.00	PASS
		5795	-4.05	≤30.00	PASS
11AX80SISO	Ant1	5775	-7.71	≤30.00	PASS

Note：1.The Result and Limit Unit is dBm/500 kHz in the band 5.725–5.85 GHz.
2.The Duty Cycle Factor and RBW Factor is compensated in the graph.

Test Graphs

11A_Ant1_5745

11A_Ant1_5785

11A_Ant1_5825

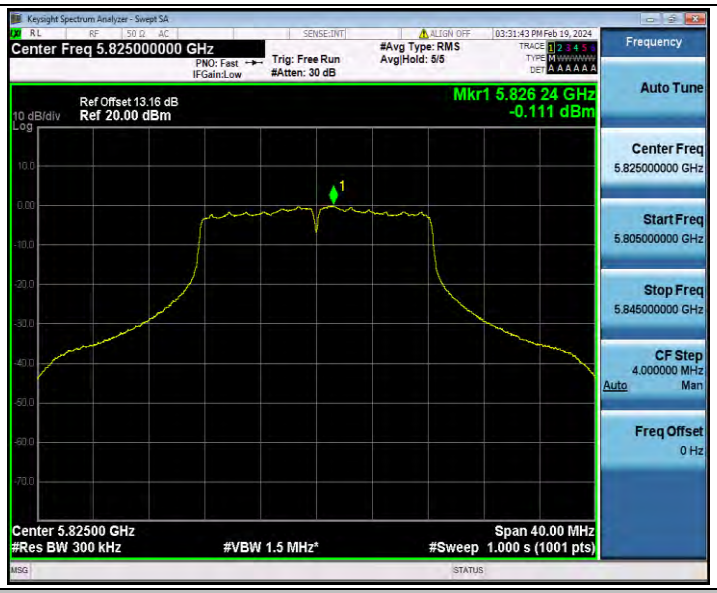

11N20SISO_Ant1_5745

11N20SISO_Ant1_5785

11N20SISO_Ant1_5825
11N40SISO_Ant1_5755
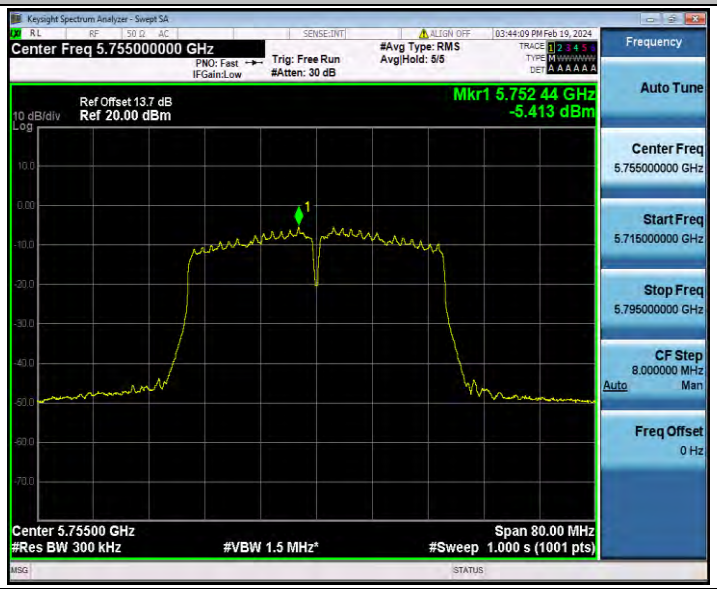
11N40SISO_Ant1_5795

11AC20SISO_Ant1_5745

11AC20SISO_Ant1_5785

11AC20SISO_Ant1_5825

11AC40SISO_Ant1_5755

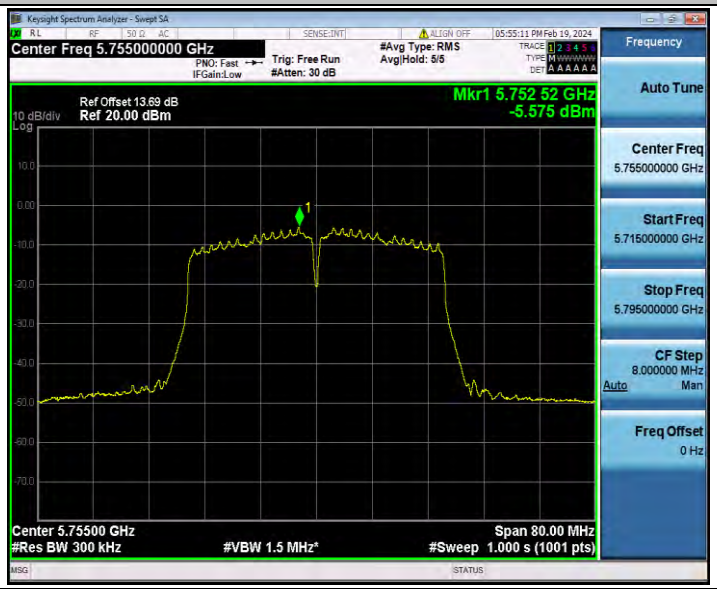

11AC40SISO_Ant1_5795

11AC80SISO_Ant1_5775

11AX20SISO_Ant1_5745

11AX20SISO_Ant1_5785

11AX20SISO_Ant1_5825

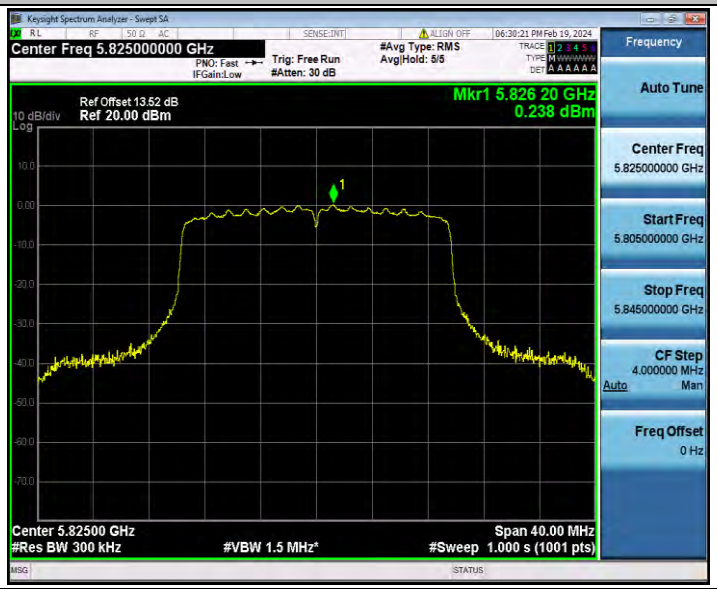

11AX40SISO_Ant1_5755

11AX40SISO_Ant1_5795

11AX80SISO_Ant1_5775