Case No. : GTS20241129021-2-05	
Ambient Condition: 22 ℃, 53 %RH	
According Standard: ■Part15E	
Test Date: 2025.3.7	**Test Engineer:** Evan ouyang

Appendix G.1: Min emission bandwidth

Test Result B4

TestMode	Antenna	Freq(MHz)	6db EBW [MHz]	FL[MHz]	FH[MHz]	Limit[MHz]	Verdict
11A	Ant0	5745	16.320	5736.840	5753.160	0.5	PASS
		5785	16.320	5776.840	5793.160	0.5	PASS
		5825	16.320	5816.840	5833.160	0.5	PASS
11N20SISO	Ant0	5745	17.560	5736.200	5753.760	0.5	PASS
		5785	17.560	5776.240	5793.800	0.5	PASS
		5825	17.600	5816.200	5833.800	0.5	PASS
11N40SISO	Ant0	5755	36.080	5737.080	5773.160	0.5	PASS
		5795	36.320	5776.840	5813.160	0.5	PASS
11AC20SISO	Ant0	5745	17.600	5736.200	5753.800	0.5	PASS
		5785	17.560	5776.200	5793.760	0.5	PASS
		5825	17.600	5816.200	5833.800	0.5	PASS
11AC40SISO	Ant0	5755	36.320	5736.840	5773.160	0.5	PASS
		5795	36.320	5776.840	5813.160	0.5	PASS
11AC80SISO	Ant0	5775	75.200	5737.400	5812.600	0.5	PASS
11AX20SISO	Ant0	5745	18.720	5735.720	5754.440	0.5	PASS
		5785	18.800	5775.680	5794.480	0.5	PASS
		5825	18.560	5815.880	5834.440	0.5	PASS
11AX40SISO	Ant0	5755	37.760	5736.120	5773.880	0.5	PASS
		5795	37.760	5776.120	5813.880	0.5	PASS
11AX80SISO	Ant0	5775	75.200	5737.400	5812.600	0.5	PASS

Test Graphs B4

11A_Ant0_5745

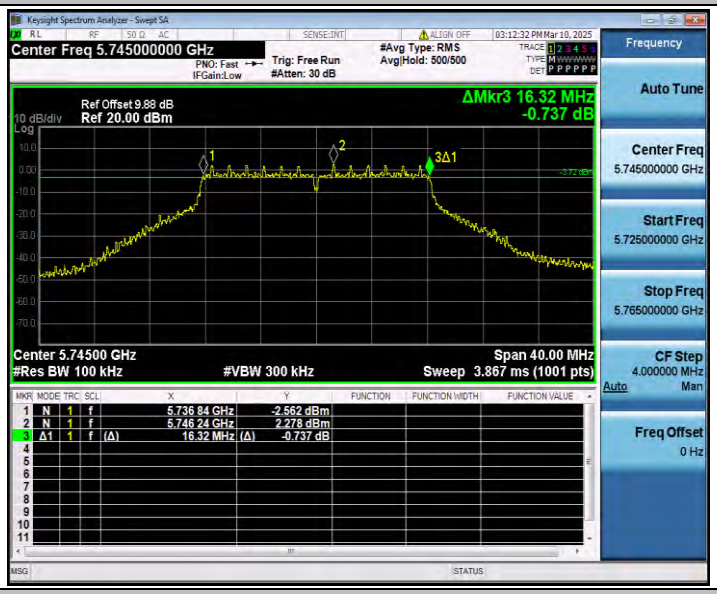

11A_Ant0_5785

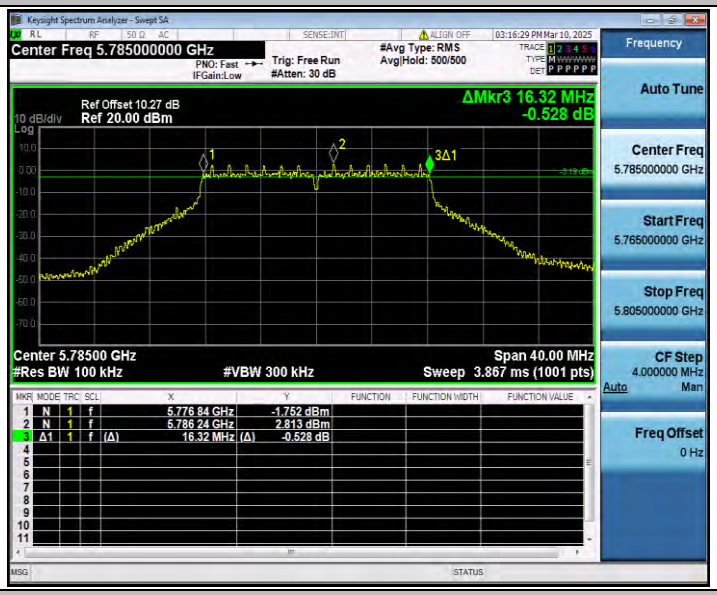

11A_Ant0_5825

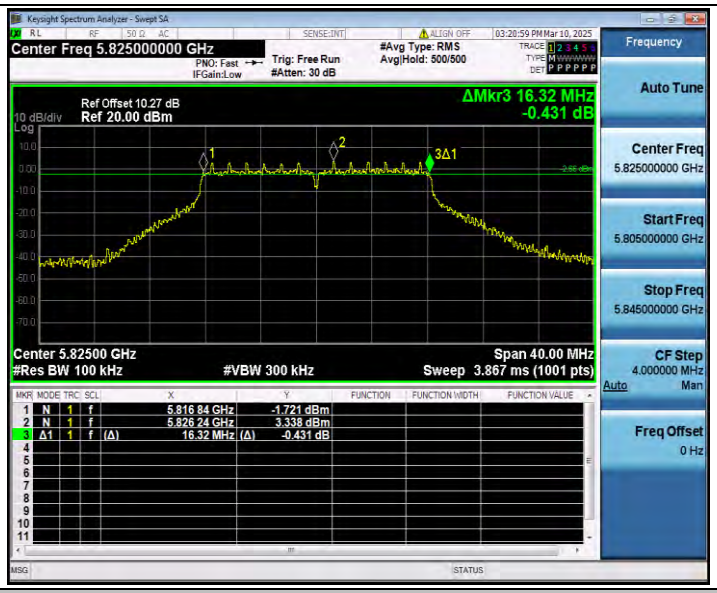

11N20SISO_Ant0_5745

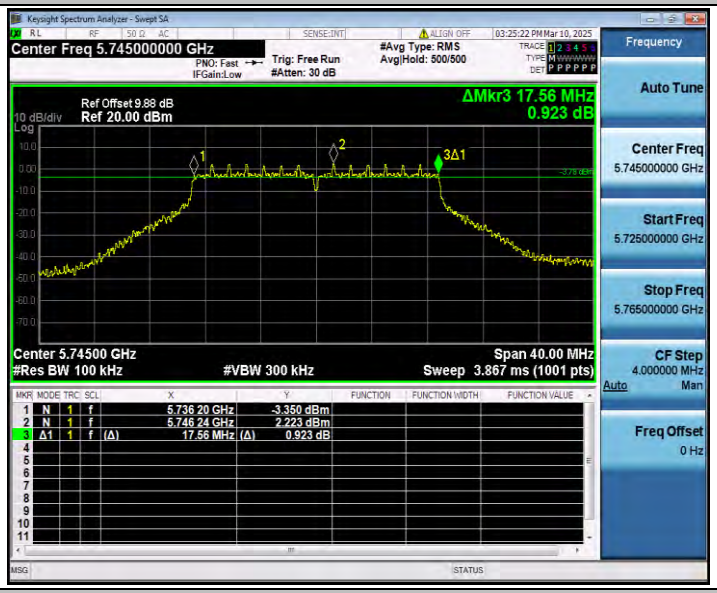

11N20SISO_Ant0_5785

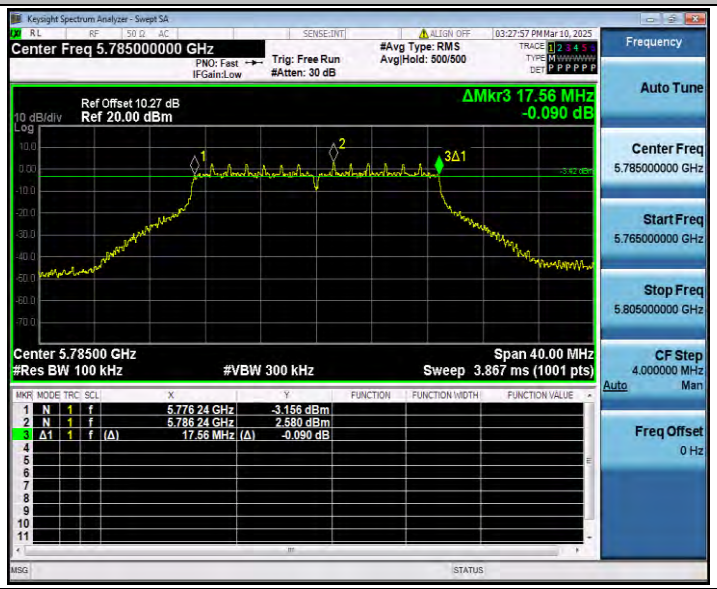

11N20SISO_Ant0_5825

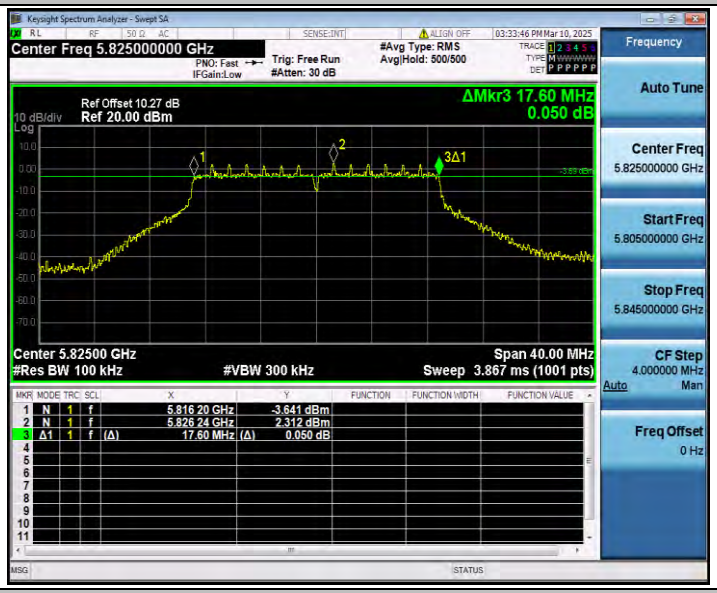

11N40SISO_Ant0_5755

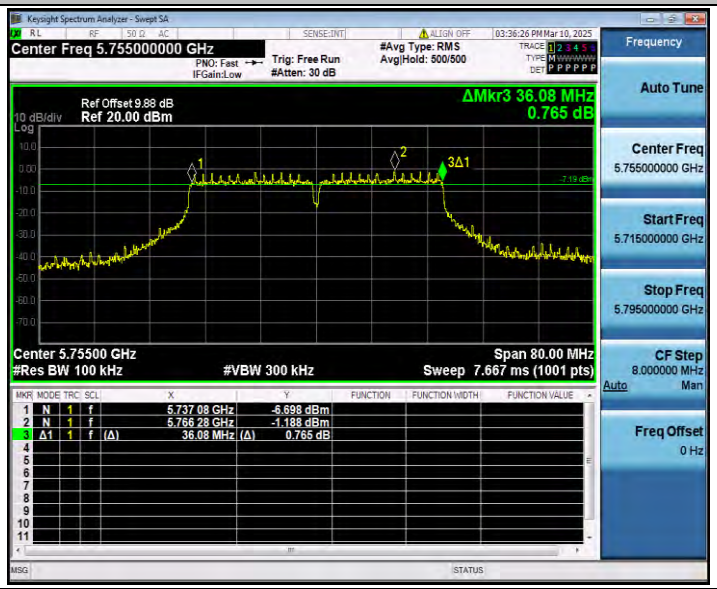

11N40SISO_Ant0_5795

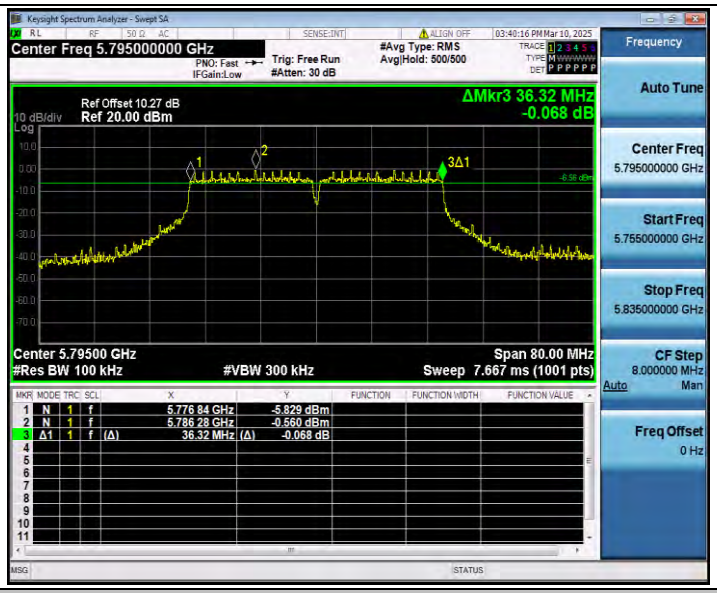

11AC20SISO_Ant0_5745

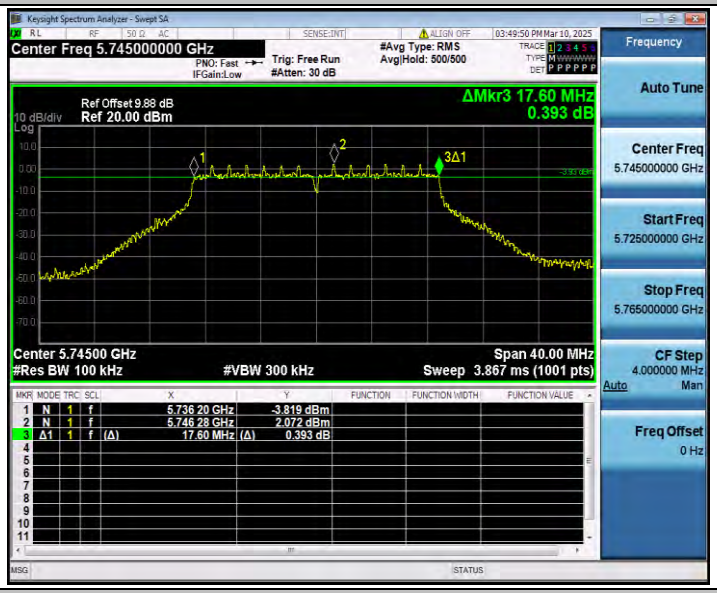

11AC20SISO_Ant0_5785

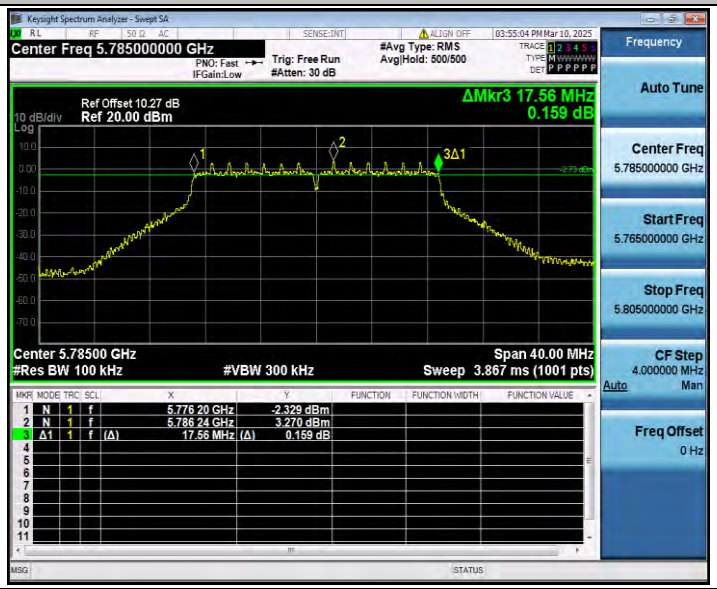

11AC20SISO_Ant0_5825
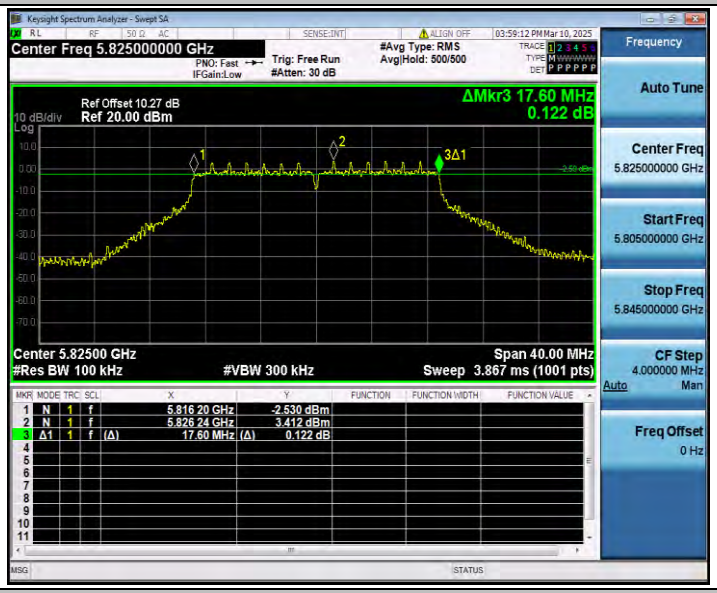
11AC40SISO_Ant0_5755
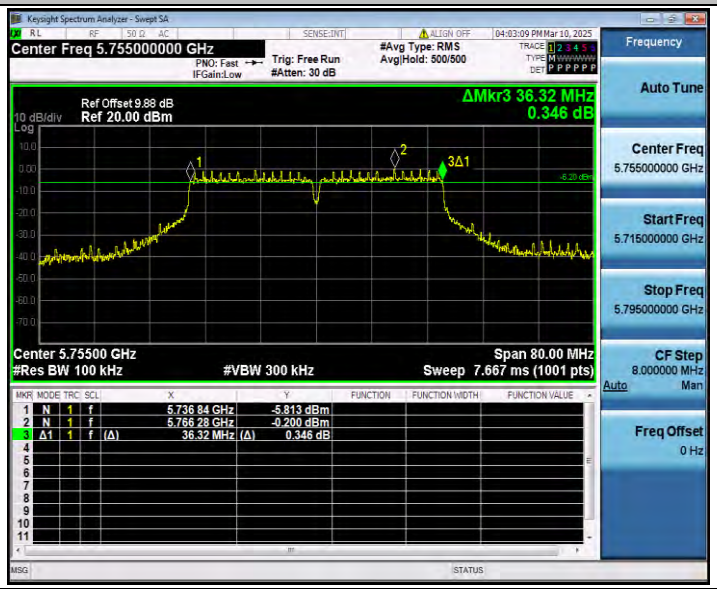
11AC40SISO_Ant0_5795

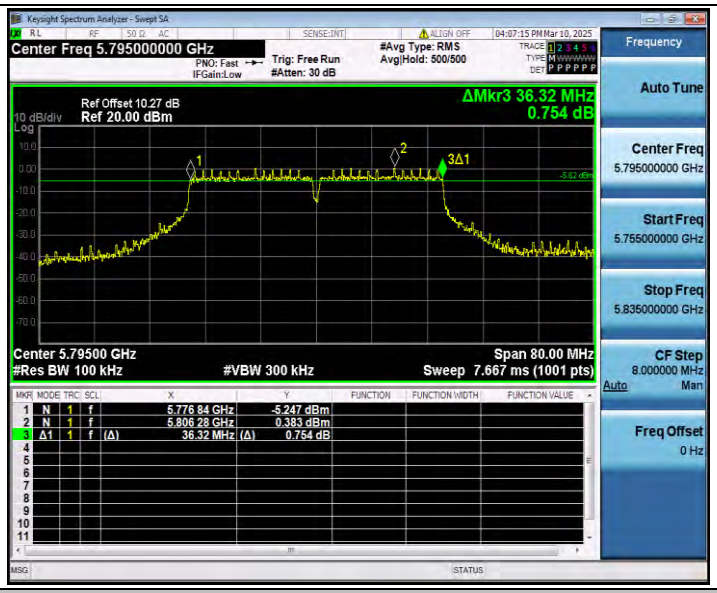

11AC80SISO_Ant0_5775

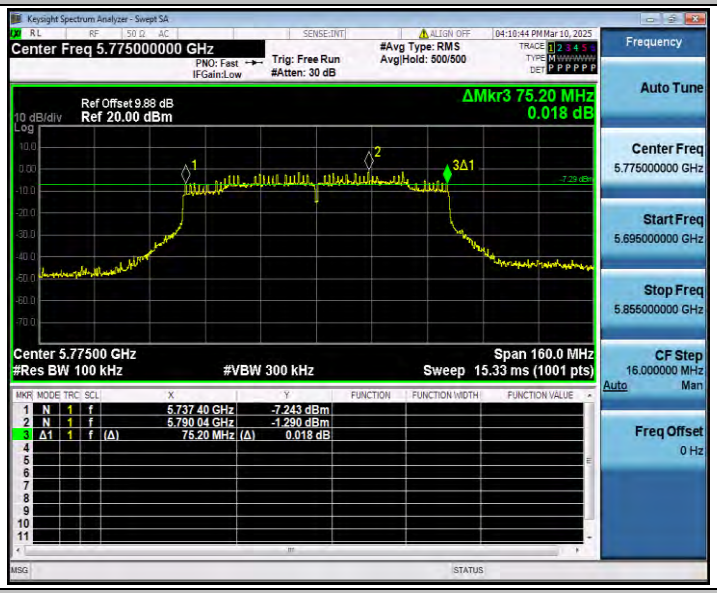

11AX20SISO_Ant0_5745

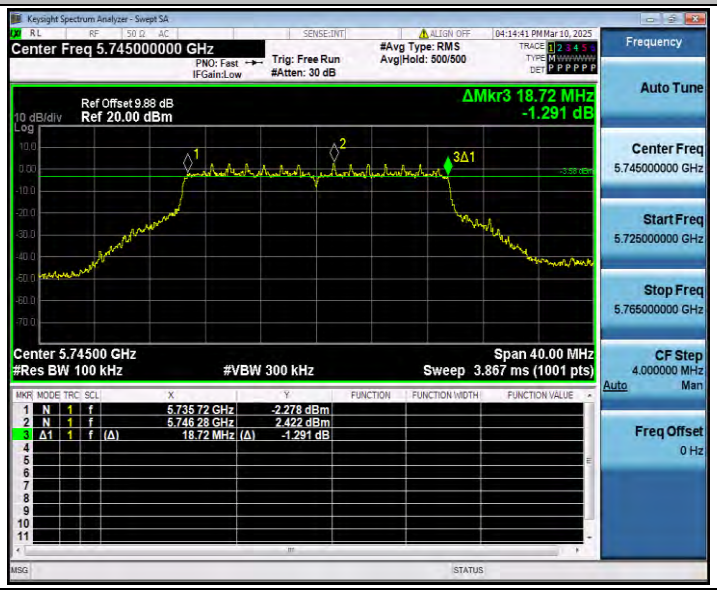

11AX20SISO_Ant0_5785

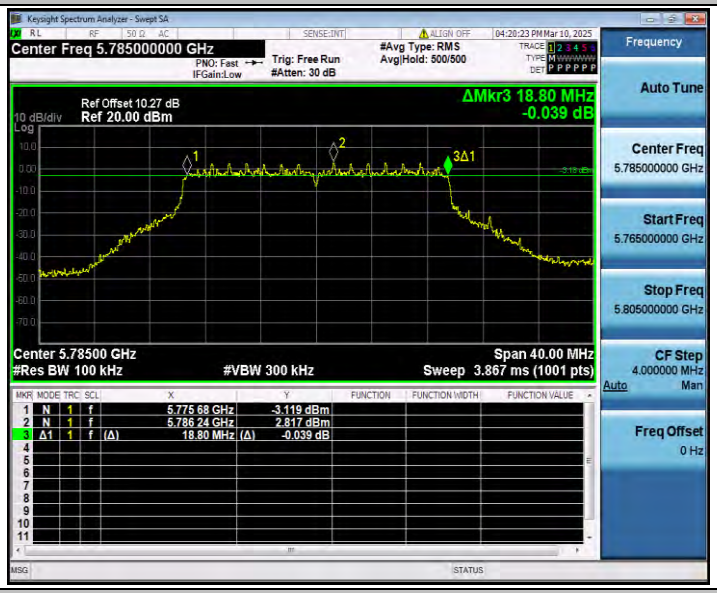

11AX20SISO_Ant0_5825

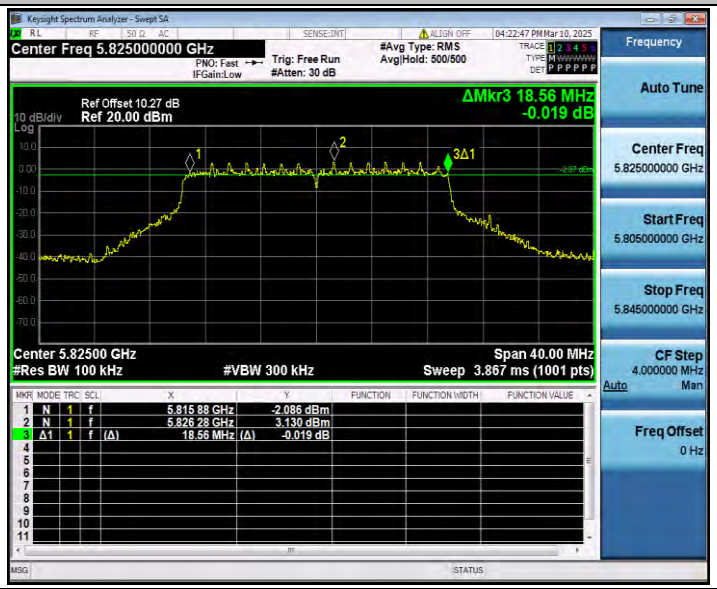

11AX40SISO_Ant0_5755

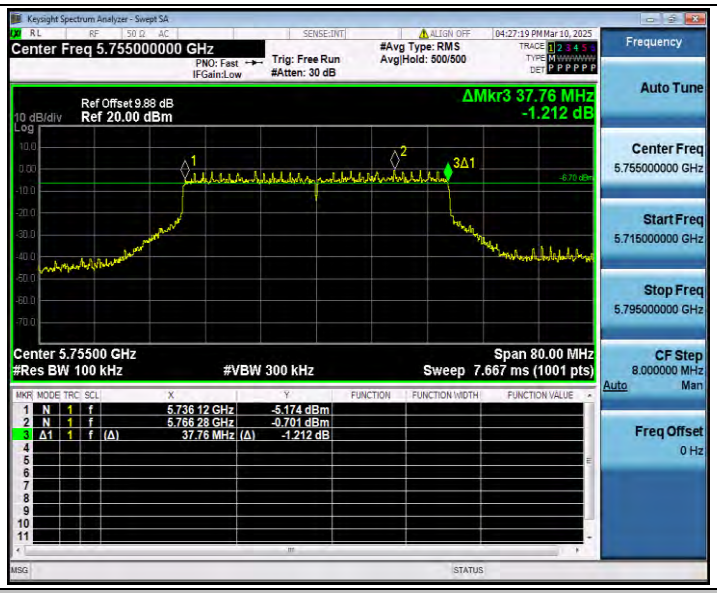

11AX40SISO_Ant0_5795

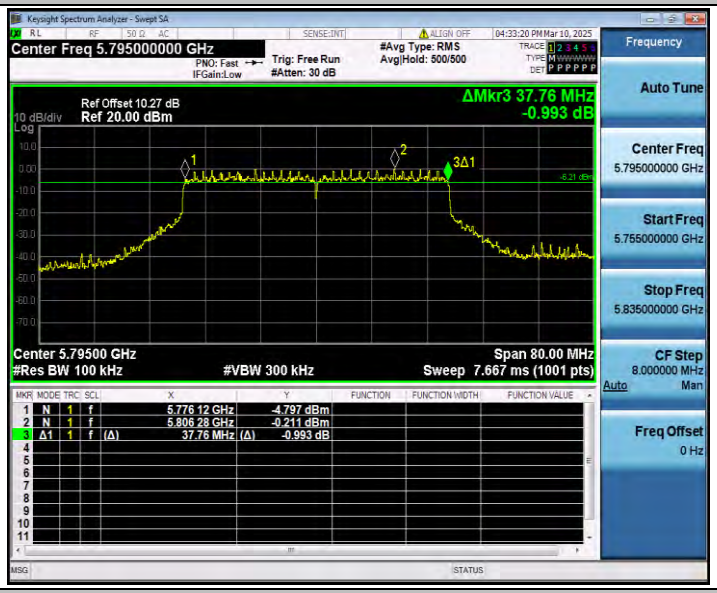

11AX80SISO_Ant0_5775

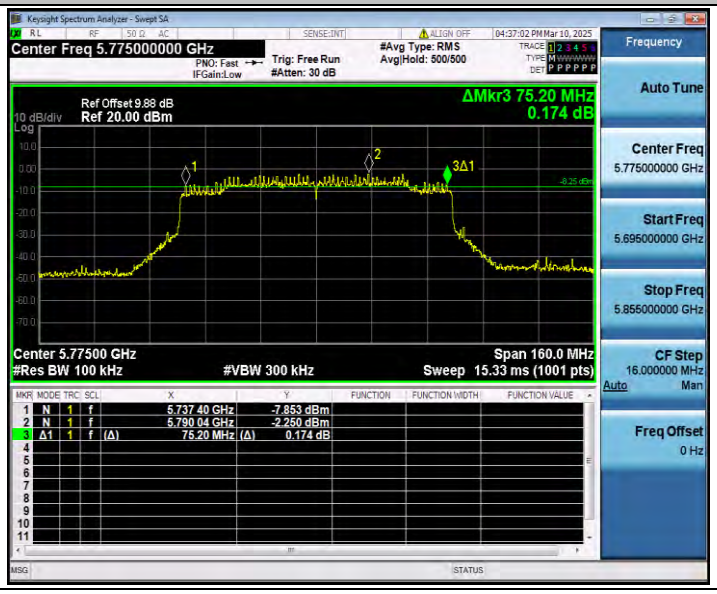

Appendix G.2: Occupied channel bandwidth

Test Result

TestMode	Antenna	Freq(MHz)	OCB [MHz]	FL[MHz]	FH[MHz]	Limit[MHz]	Verdict
11A	Ant0	5745	17.331	5736.3524	5753.6834	---	---
		5785	17.337	5776.3480	5793.6850	---	---
		5825	17.302	5816.4105	5833.7125	---	---
11N20SISO	Ant0	5745	18.396	5735.7871	5754.1831	---	---
		5785	18.358	5775.8289	5794.1869	---	---
		5825	18.312	5815.8807	5834.1927	---	---
11N40SISO	Ant0	5755	36.845	5736.7032	5773.5482	---	---
		5795	36.811	5776.6454	5813.4564	---	---
11AC20SISO	Ant0	5745	18.316	5735.8472	5754.1632	---	---
		5785	18.329	5775.8591	5794.1881	---	---
		5825	18.319	5815.9045	5834.2235	---	---
11AC40SISO	Ant0	5755	36.771	5736.6562	5773.4272	---	---
		5795	36.692	5776.7244	5813.4164	---	---
11AC80SISO	Ant0	5775	75.196	5737.6050	5812.8010	---	---
11AX20SISO	Ant0	5745	19.193	5735.3945	5754.5875	---	---
		5785	19.165	5775.4085	5794.5735	---	---
		5825	19.181	5815.4285	5834.6095	---	---
11AX40SISO	Ant0	5755	38.075	5735.9535	5774.0285	---	---
		5795	38.019	5776.0502	5814.0692	---	---
11AX80SISO	Ant0	5775	76.621	5736.8524	5813.4734	---	---

Test Graphs

11A_Ant0_5745

11A_Ant0_5785

11A_Ant0_5825

11N20SISO_Ant0_5745

11N20SISO_Ant0_5785

11N20SISO_Ant0_5825

11N40SISO_Ant0_5755

11N40SISO_Ant0_5795

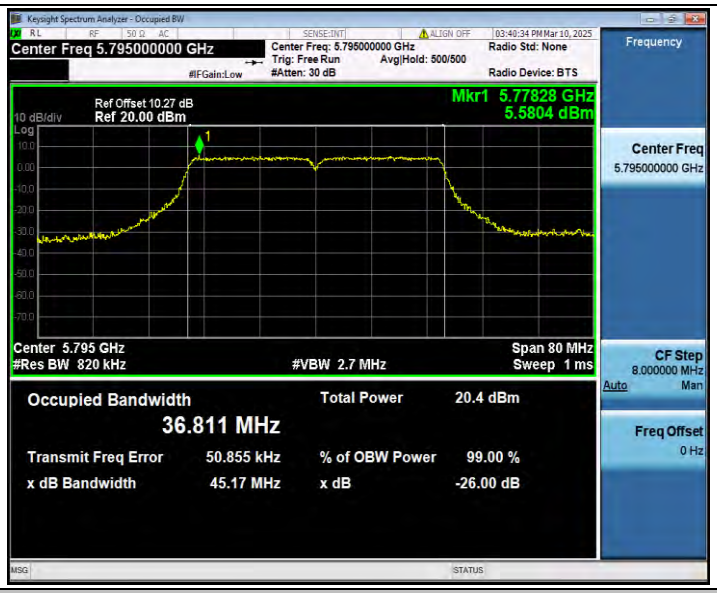

11AC20SISO_Ant0_5745

11AC20SISO_Ant0_5785

11AC20SISO_Ant0_5825

11AC40SISO_Ant0_5755

11AC40SISO_Ant0_5795

11AC80SISO_Ant0_5775

11AX20SISO_Ant0_5745

11AX20SISO_Ant0_5785

11AX20SISO_Ant0_5825

11AX40SISO_Ant0_5755

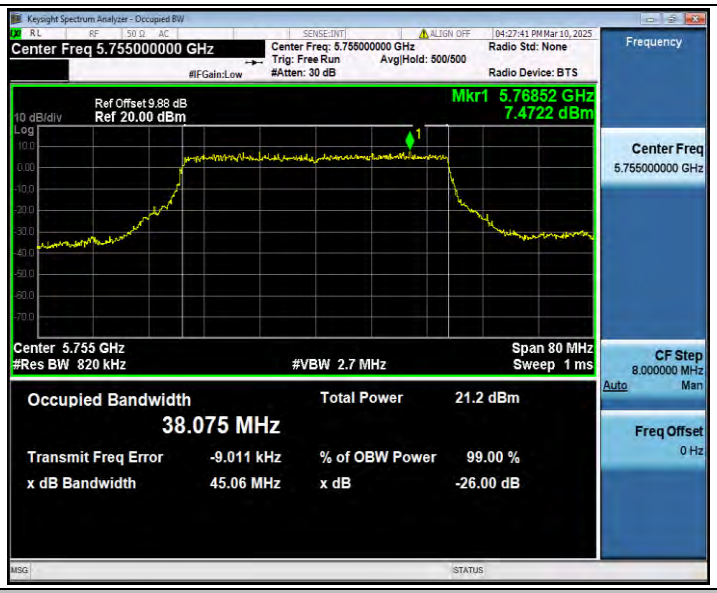

11AX40SISO_Ant0_5795

11AX80SISO_Ant0_5775

Appendix G.3: Duty Cycle

Test Result

TestMode	Antenna	Freq(MHz)	Transmission Duration [ms]	Transmission Period [ms]	Duty Cycle [%]	Duty Cycle Factor[dB]	1/T Factor[KHz]
11A	Ant0	5745	0.14	0.19	73.68	1.33	7.14
		5785	0.14	0.19	73.68	1.33	7.14
		5825	0.15	0.20	75.00	1.25	6.67
11N20SISO	Ant0	5745	0.17	0.22	77.27	1.12	5.88
		5785	0.17	0.22	77.27	1.12	5.88
		5825	0.17	0.22	77.27	1.12	5.88
11N40SISO	Ant0	5755	0.18	0.23	78.26	1.06	5.56
		5795	0.18	0.23	78.26	1.06	5.56
11AC20SISO	Ant0	5745	0.17	0.22	77.27	1.12	5.88
		5785	0.17	0.22	77.27	1.12	5.88
		5825	0.16	0.21	76.19	1.18	6.25
11AC40SISO	Ant0	5755	0.15	0.20	75.00	1.25	6.67
		5795	0.16	0.21	76.19	1.18	6.25
11AC80SISO	Ant0	5775	0.16	0.21	76.19	1.18	6.25
11AX20SISO	Ant0	5745	0.17	0.22	77.27	1.12	5.88
		5785	0.17	0.22	77.27	1.12	5.88
		5825	0.17	0.22	77.27	1.12	5.88
11AX40SISO	Ant0	5755	0.17	0.22	77.27	1.12	5.88
		5795	0.17	0.22	77.27	1.12	5.88
11AX80SISO	Ant0	5775	0.18	0.22	81.82	0.87	5.56

Test Graphs

11A_Ant0_5745

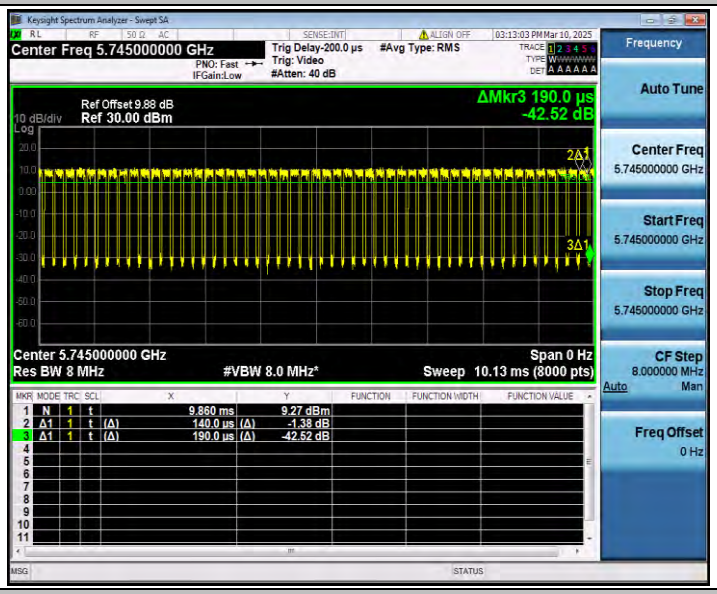

11A_Ant0_5785

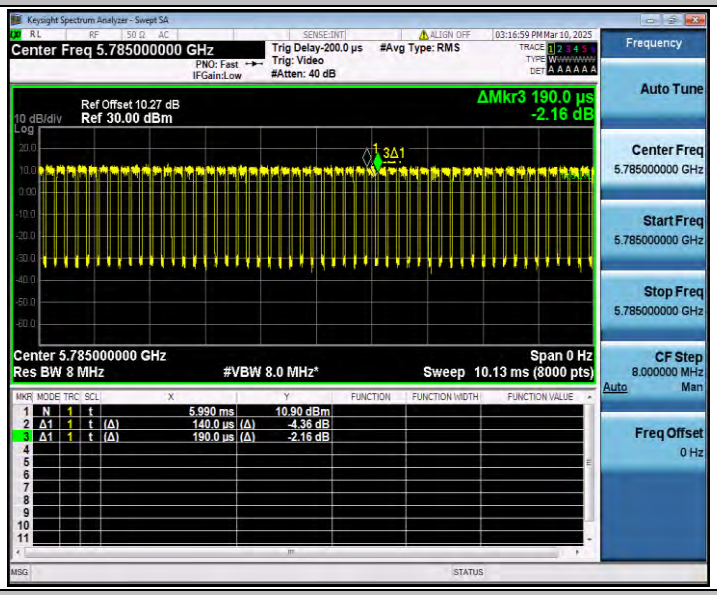

11A_Ant0_5825

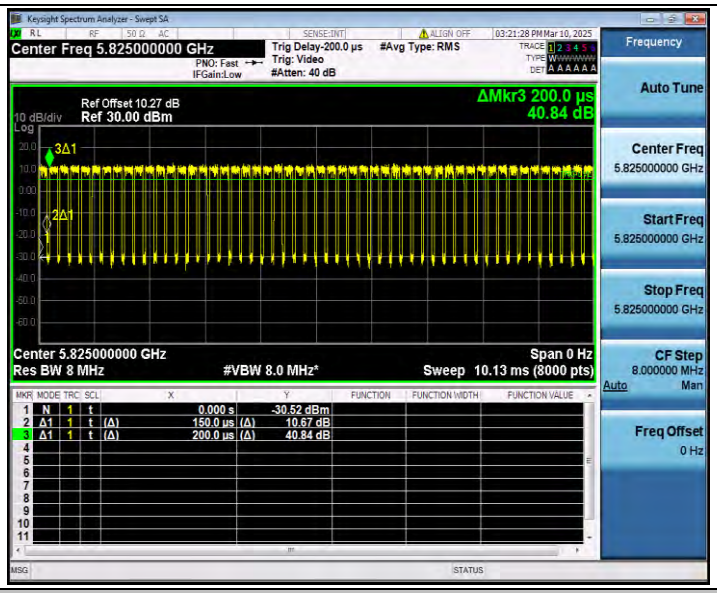

11N20SISO_Ant0_5745

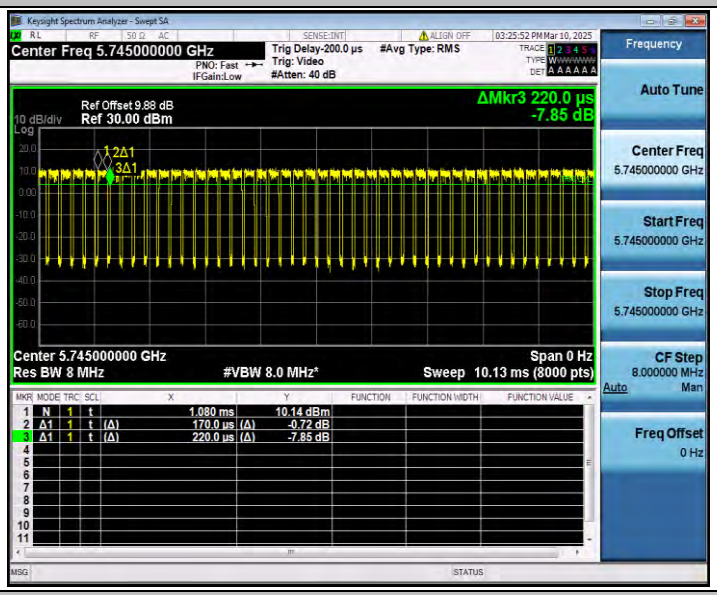

11N20SISO_Ant0_5785

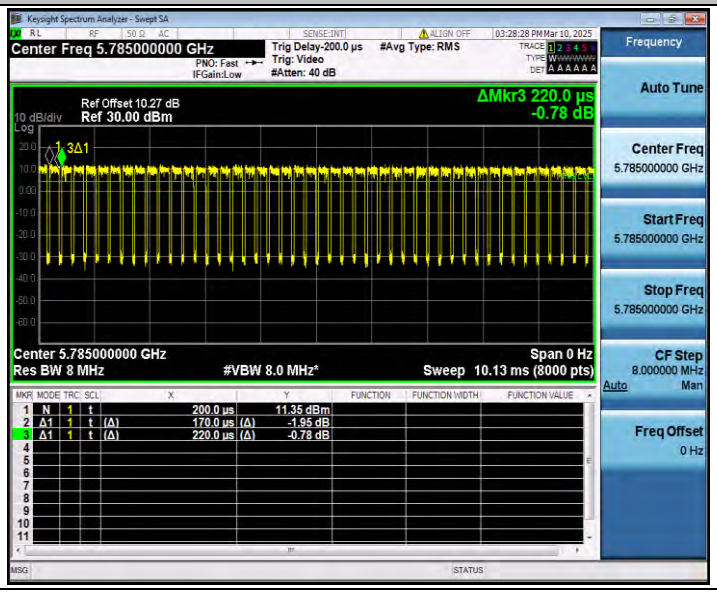

11N20SISO_Ant0_5825

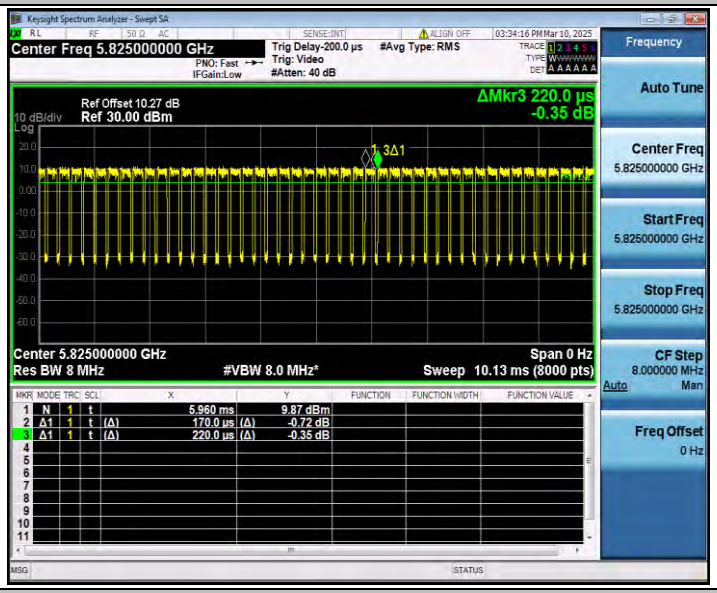

11N40SISO_Ant0_5755

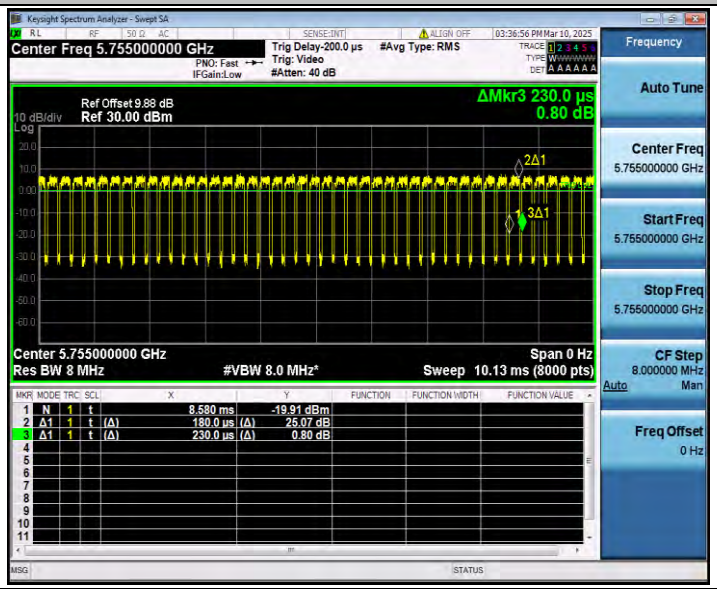

11N40SISO_Ant0_5795

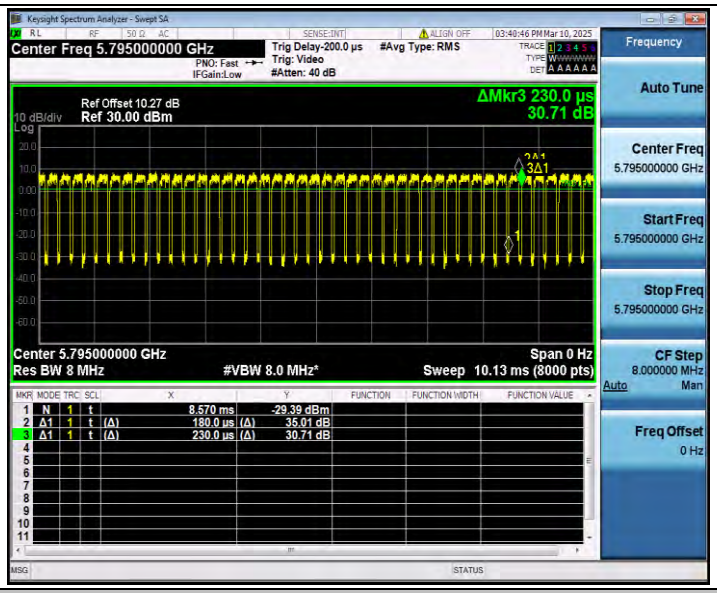

11AC20SISO_Ant0_5745

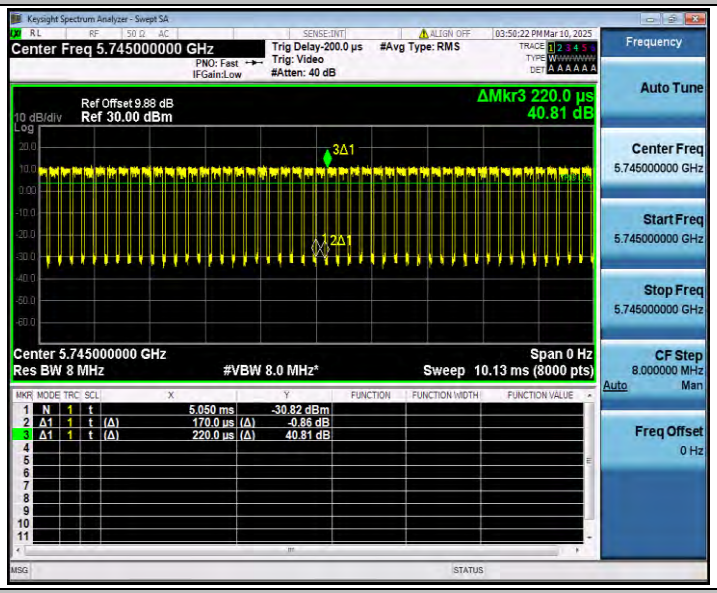

11AC20SISO_Ant0_5785

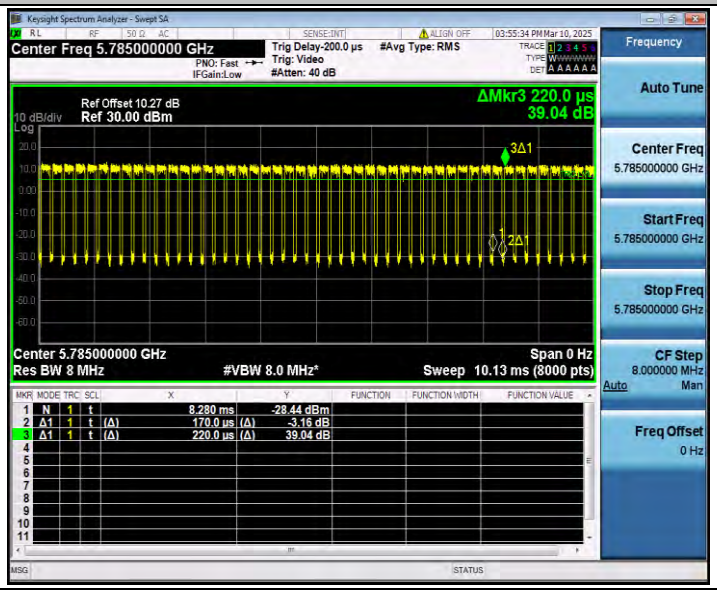

11AC20SISO_Ant0_5825

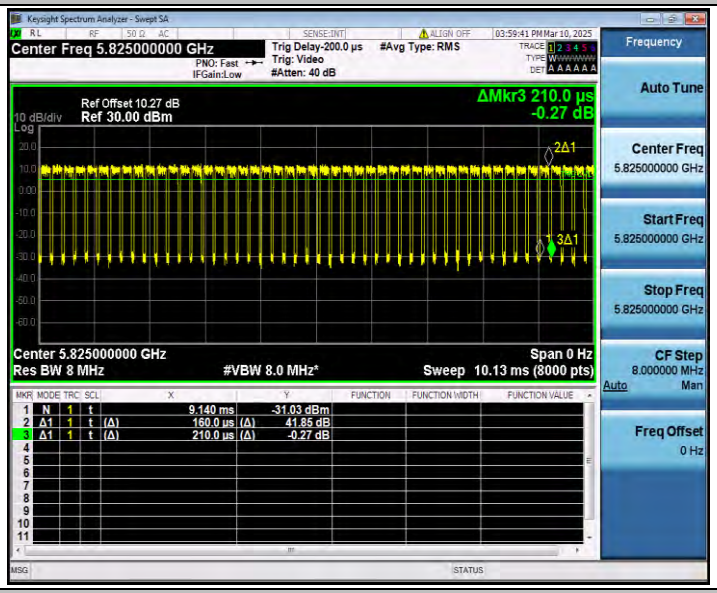

11AC40SISO_Ant0_5755

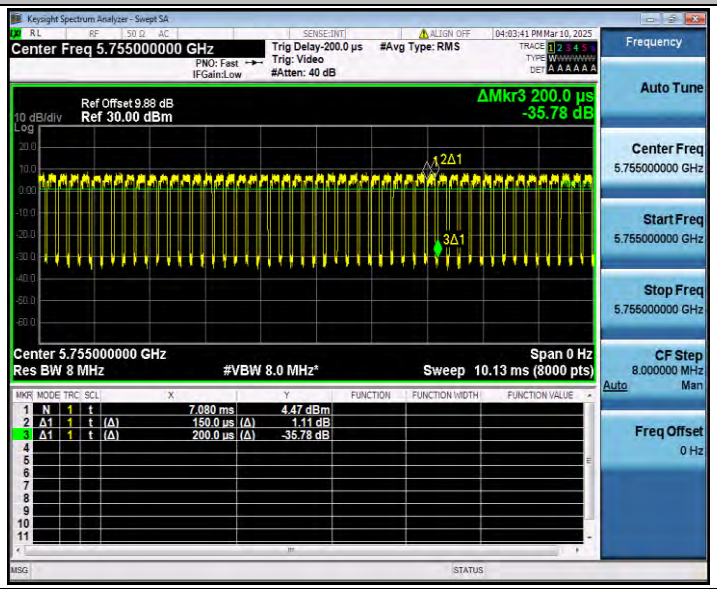

11AC40SISO_Ant0_5795

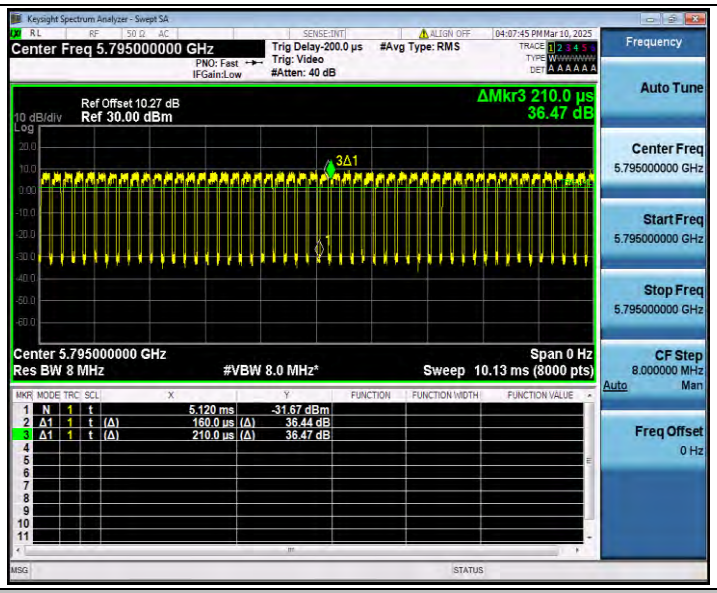

11AC80SISO_Ant0_5775

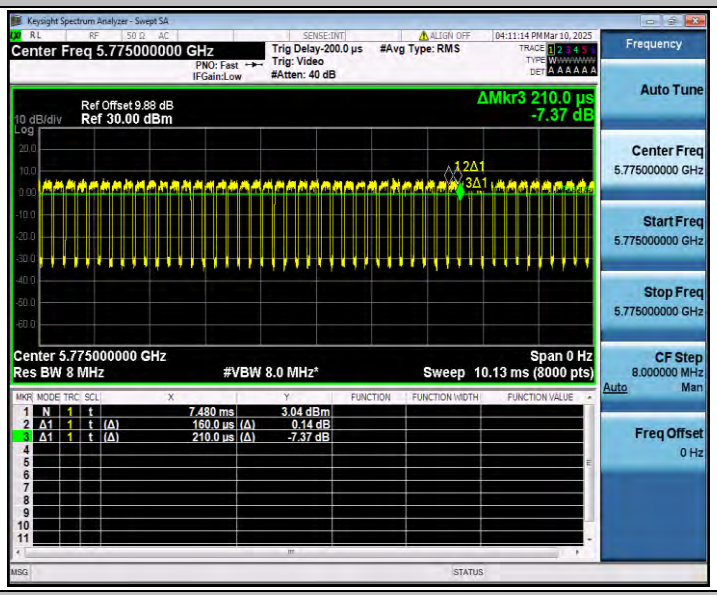

11AX20SISO_Ant0_5745

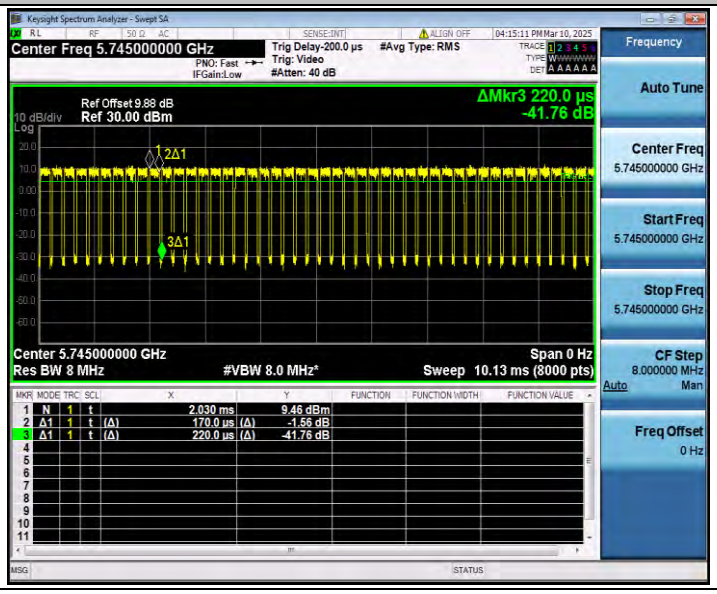

11AX20SISO_Ant0_5785

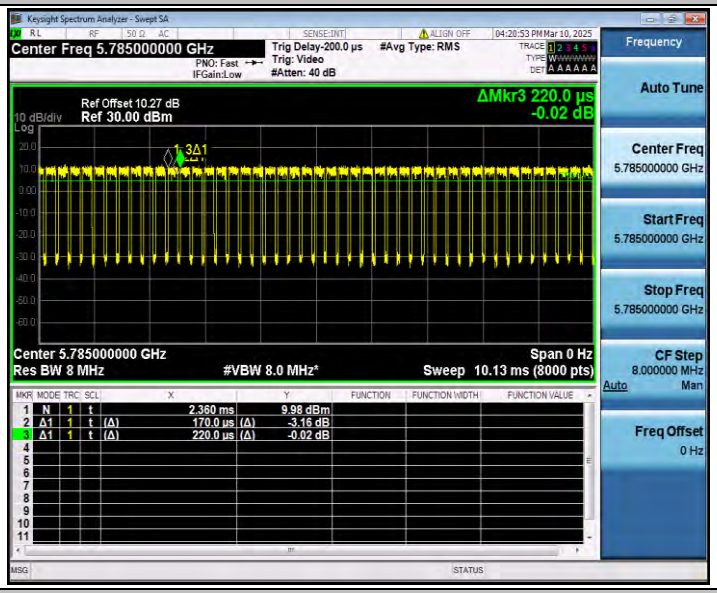

11AX20SISO_Ant0_5825

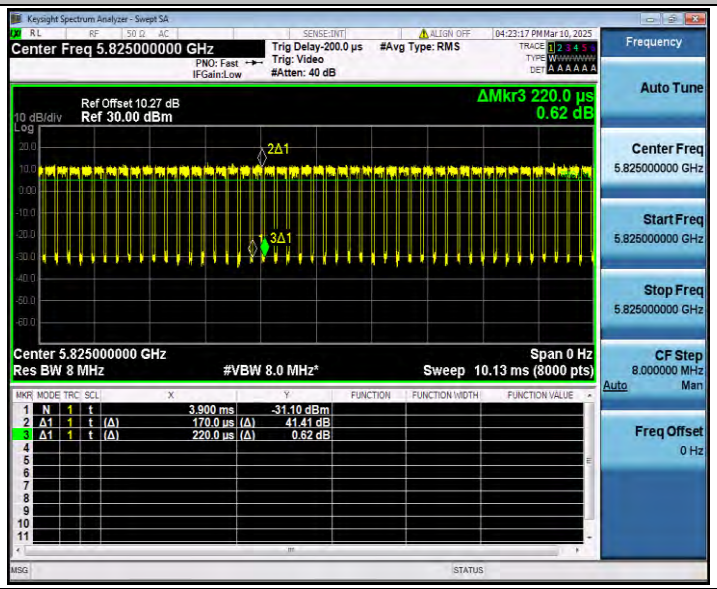

11AX40SISO_Ant0_5755

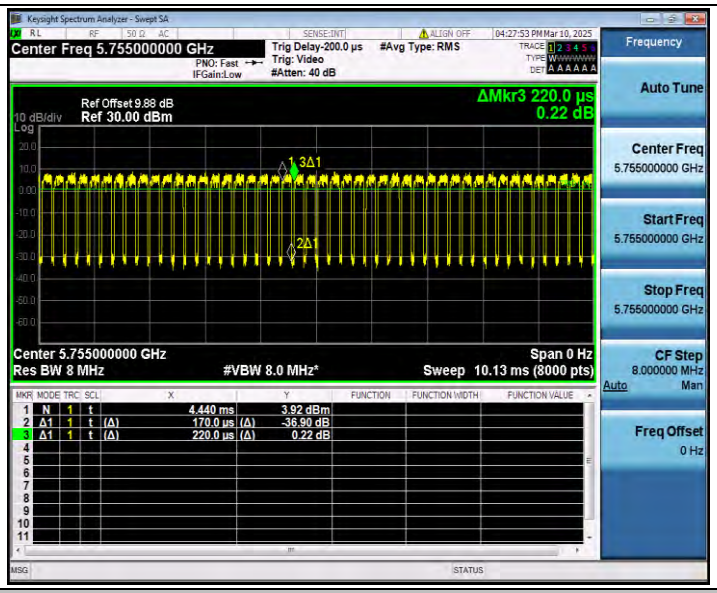

11AX40SISO_Ant0_5795

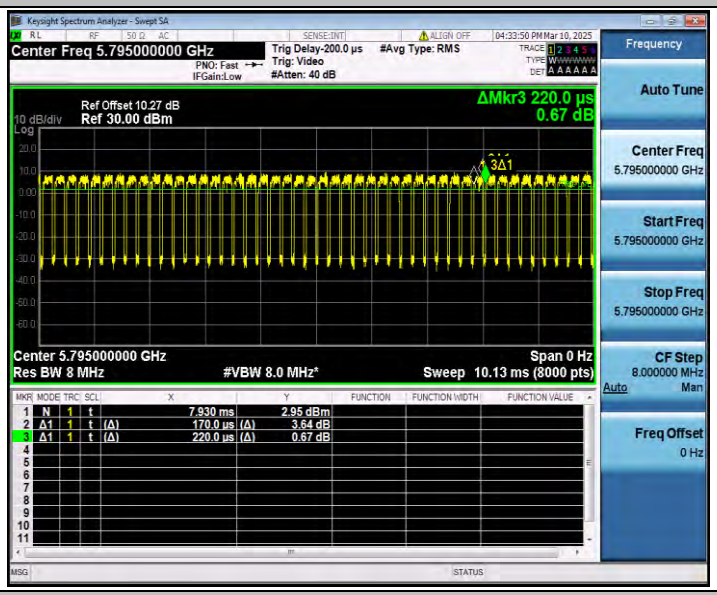

11AX80SISO_Ant0_5775

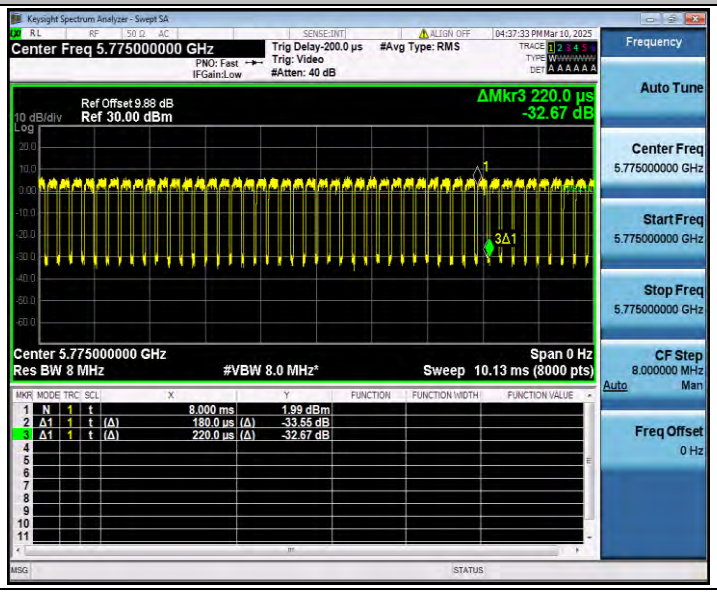

Appendix G.4: Maximum conducted output power

Test Result Channel Power

Test Mode	Antenna	Freq(MHz)	Channel Powert [dBm]	Duty Cycle [%]	DC Factor [dBm]	Result [dBm]	Limit [dBm]	Verdict
11A	Ant0	5745	11.79	73.68	1.33	13.12	≤30.00	PASS
		5785	12.27	73.68	1.33	13.60	≤30.00	PASS
		5825	12.58	75.00	1.25	13.83	≤30.00	PASS
11N20SISO	Ant0	5745	11.09	77.27	1.12	12.21	≤30.00	PASS
		5785	12.00	77.27	1.12	13.12	≤30.00	PASS
		5825	11.67	77.27	1.12	12.79	≤30.00	PASS
11N40SISO	Ant0	5755	11.10	78.26	1.06	12.16	≤30.00	PASS
		5795	11.95	78.26	1.06	13.01	≤30.00	PASS
11AC20SISO	Ant0	5745	12.41	77.27	1.12	13.53	≤30.00	PASS
		5785	12.75	77.27	1.12	13.87	≤30.00	PASS
		5825	12.85	76.19	1.18	14.03	≤30.00	PASS
11AC40SISO	Ant0	5755	12.01	75.00	1.25	13.26	≤30.00	PASS
		5795	12.62	76.19	1.18	13.80	≤30.00	PASS
11AC80SISO	Ant0	5775	12.19	76.19	1.18	13.37	≤30.00	PASS
11AX20SISO	Ant0	5745	12.18	77.27	1.12	13.30	≤30.00	PASS
		5785	12.61	77.27	1.12	13.73	≤30.00	PASS
		5825	12.79	77.27	1.12	13.91	≤30.00	PASS
11AX40SISO	Ant0	5755	11.73	77.27	1.12	12.85	≤30.00	PASS
		5795	12.31	77.27	1.12	13.43	≤30.00	PASS
11AX80SISO	Ant0	5775	12.01	81.82	0.87	12.88	≤30.00	PASS

Appendix G.5: Maximum power spectral density

Test Result

TestMode	Antenna	Freq(MHz)	Result [dBm/MHz]	Limit[dBm/MHz]	Verdict
11A	Ant0	5745	-0.95	≤30.00	PASS
		5785	-0.56	≤30.00	PASS
		5825	-0.26	≤30.00	PASS
11N20SISO	Ant0	5745	-1.82	≤30.00	PASS
		5785	-0.84	≤30.00	PASS
		5825	-1.13	≤30.00	PASS
11N40SISO	Ant0	5755	-4.39	≤30.00	PASS
		5795	-3.90	≤30.00	PASS
11AC20SISO	Ant0	5745	-0.87	≤30.00	PASS
		5785	-0.20	≤30.00	PASS
		5825	-0.02	≤30.00	PASS
11AC40SISO	Ant0	5755	-3.51	≤30.00	PASS
		5795	-2.97	≤30.00	PASS
11AC80SISO	Ant0	5775	-5.50	≤30.00	PASS
11AX20SISO	Ant0	5745	-1.18	≤30.00	PASS
		5785	-0.71	≤30.00	PASS
		5825	-0.52	≤30.00	PASS
11AX40SISO	Ant0	5755	-4.18	≤30.00	PASS
		5795	-3.38	≤30.00	PASS
11AX80SISO	Ant0	5775	-6.35	≤30.00	PASS

Note：1.The Result and Limit Unit is dBm/500 kHz in the band 5.725–5.85 GHz.
2.The Duty Cycle Factor and RBW Factor is compensated in the graph.

Test Graphs

11A_Ant0_5745

11A_Ant0_5785

11A_Ant0_5825

11N20SISO_Ant0_5745

11N20SISO_Ant0_5785

11N20SISO_Ant0_5825
11N40SISO_Ant0_5755
11N40SISO_Ant0_5795

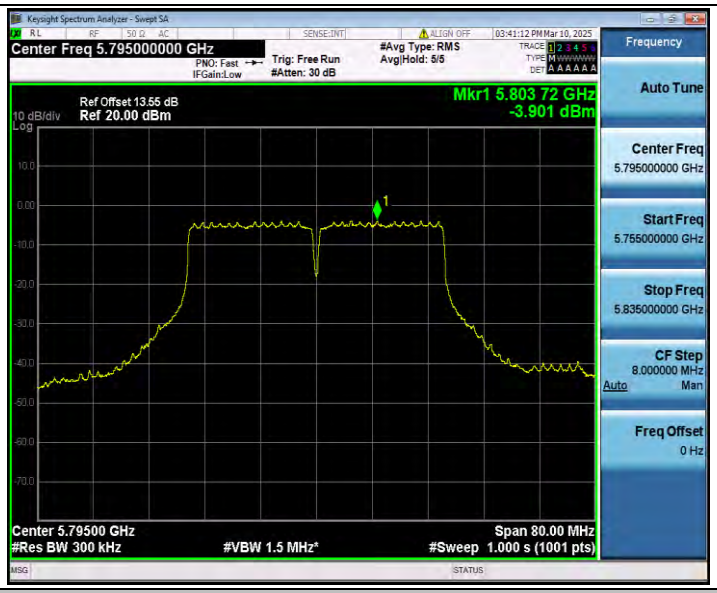

11AC20SISO_Ant0_5745

11AC20SISO_Ant0_5785

11AC20SISO_Ant0_5825

11AC40SISO_Ant0_5755

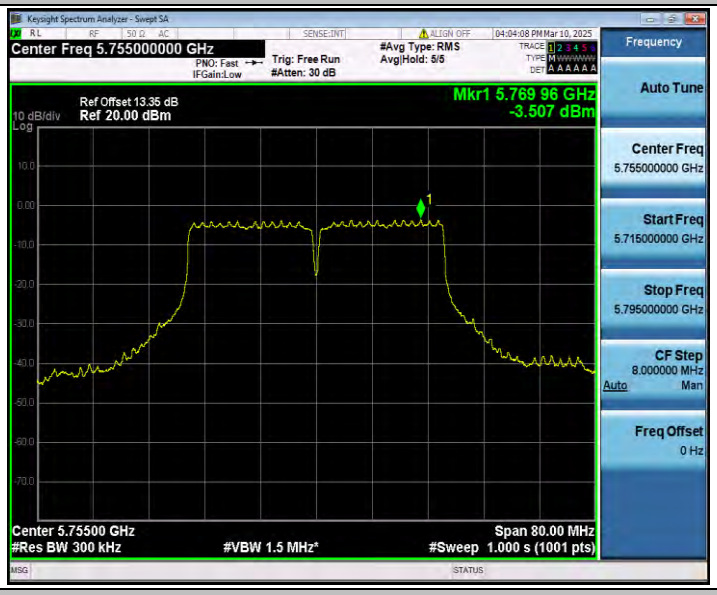

11AC40SISO_Ant0_5795

11AC80SISO_Ant0_5775

11AX20SISO_Ant0_5745

11AX20SISO_Ant0_5785

11AX20SISO_Ant0_5825

11AX40SISO_Ant0_5755

11AX40SISO_Ant0_5795

11AX80SISO_Ant0_5775