Table of Contents

1. -6dB Bandwidth 2
2. 99% Occupied Bandwidth 4
3. Duty Cycle 6
4. Peak Output Power 8
5. Power Spectral Density 10
6. Bandedge 12
7. Spurious Emission 14

FCC ID BLE
FCC_BLE (Part15.247) Test Data

1. -6dB Bandwidth

Condition	Antenna	Rate	Frequency (MHz)	-6dB BW(kHz)	limit(kHz)	Result
NVNT	ANT1	1Mbps	2402	505.54	500	Pass
NVNT	ANT1	1Mbps	2440.00	516.71	500	Pass
NVNT	ANT1	1Mbps	2480	528.91	500	Pass

-6dB_Bandwidth_NVNT_ANT1_1Mbps_2402

-6dB_Bandwidth_NVNT_ANT1_1Mbps_2440

-6dB_Bandwidth_NVNT_ANT1_1Mbps_2480

2. 99% Occupied Bandwidth

Condition	Antenna	Rate	Frequency (MHz)	99%%BW(MHz)
NVNT	ANT1	1Mbps	2402	1.052
NVNT	ANT1	1Mbps	2440.00	1.075
NVNT	ANT1	1Mbps	2480	1.101

99%_Occupied_Bandwidth_NVNT_ANT1_1Mbps_2402

99%_Occupied_Bandwidth_NVNT_ANT1_1Mbps_2440

99%_Occupied_Bandwidth_NVNT_ANT1_1Mbps_2480

Keysight Spectrum Analyzer - Occupied BW
Center Freq 2.480000000 GHz
Center Freq: 2.480000000 GHz
Trig: Free Run
Avg|Hold: 10/10
#Atten: 30 dB
Radio Std: None
Radio Device: BTS
11:06:23 AM Mar 19, 2024
Frequency
Ref Offset 4.65 dB
10 dB/div
Ref 8.30 dBm
Center Freq
2.480000000 GHz
Center 2.48 GHz
#Res BW 30 kHz
#VBW 100 kHz
Span 3 MHz
Sweep 3.2 ms
CF Step
300.000 kHz
Auto
Man
Occupied Bandwidth
1.1009 MHz
Total Power 1.78 dBm
Transmit Freq Error 14.030 kHz
% of OBW Power 99.00 %
x dB Bandwidth 1.431 MHz
x dB -26.00 dB
Freq Offset
0 Hz
MSG
STATUS

3. Duty Cycle

Condition	Antenna	Rate	Frequency (MHz)	Dutycycle(%)	Duty_factor
NVNT	ANT1	1Mbps	2402	12.90	8.89
NVNT	ANT1	1Mbps	2440.00	16.13	7.92
NVNT	ANT1	1Mbps	2480	19.35	7.13

Duty_Cycle_NVNT_ANT1_1Mbps_2402

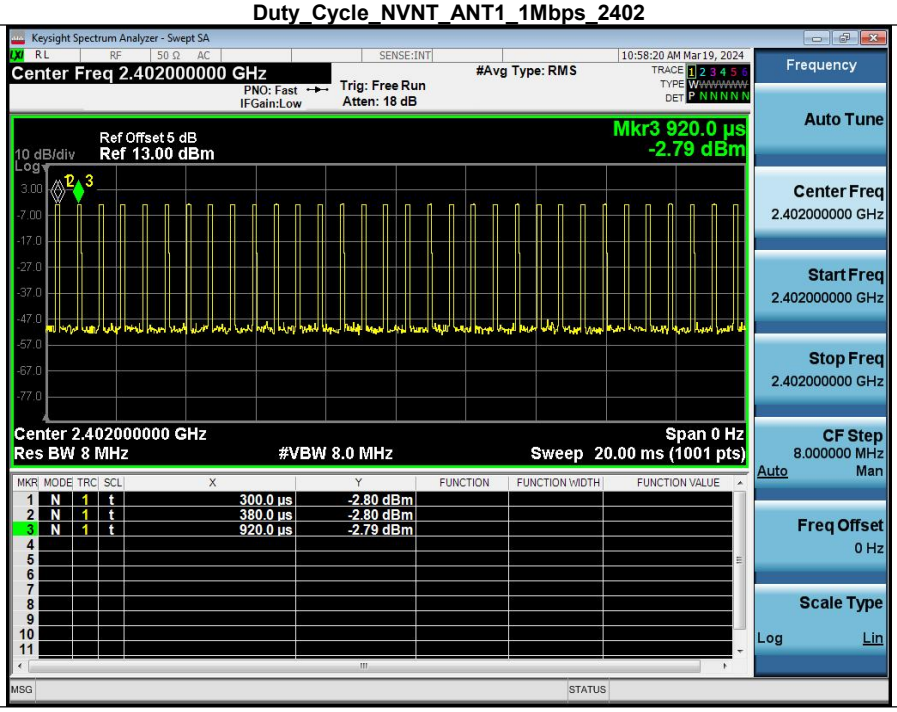

Duty_Cycle_NVNT_ANT1_1Mbps_2440

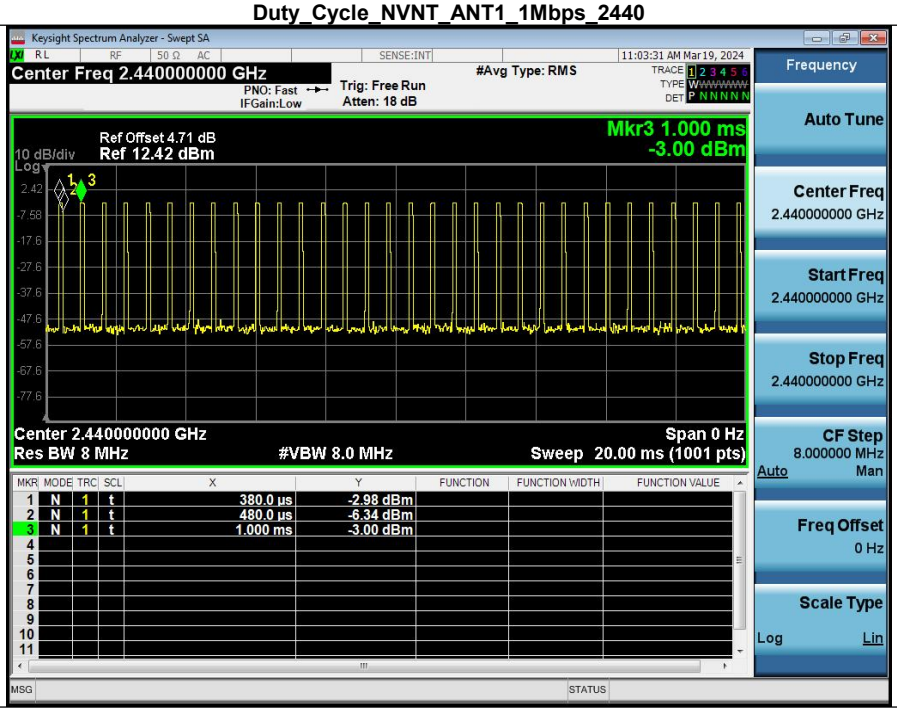

Duty_Cycle_NVNT_ANT1_1Mbps_2480

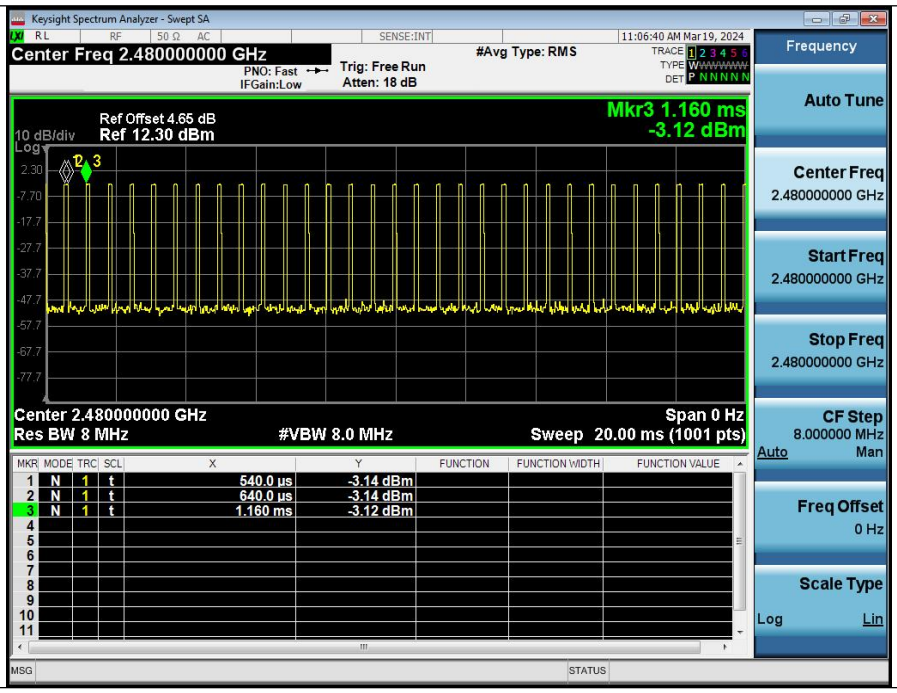
Keysight Spectrum Analyzer - Swept SA
Center Freq 2.480000000 GHz
PNO: Fast
IFGain:Low
Trig: Free Run
Atten: 18 dB
#Avg Type: RMS
11:06:40 AM Mar 19, 2024
Ref Offset 4.65 dB
10 dB/div
Ref 12.30 dBm
Mkr3 1.160 ms
-3.12 dBm
Center 2.480000000 GHz
Res BW 8 MHz
#VBW 8.0 MHz
Span 0 Hz
Sweep 20.00 ms (1001 pts)
MKR MODE TRC SCL X Y FUNCTION FUNCTION WIDTH FUNCTION VALUE
1 N 1 t 540.0 µs -3.14 dBm
2 N 1 t 640.0 µs -3.14 dBm
3 N 1 t 1.160 ms -3.12 dBm
Frequency
Auto Tune
Center Freq
2.480000000 GHz
Start Freq
2.480000000 GHz
Stop Freq
2.480000000 GHz
CF Step
8.000000 MHz
Auto Man
Freq Offset
0 Hz
Scale Type
Log Lin
MSG
STATUS

4. Peak Output Power

Frequency (MHz)	Max. Conducted Power(dBm)	Max. Conducted Power Limit (dBm)	Ant Gain(dBi)	EIRP	EIRPLimit (dBm)	Result
2402	-2.78	30	3.49	0.71	36	Pass
2440.00	-2.97	30	3.49	0.52	36	Pass
2480	-3.11	30	3.49	0.38	36	Pass

Peak_Output_Power_NVNT_ANT1_1Mbps_2402

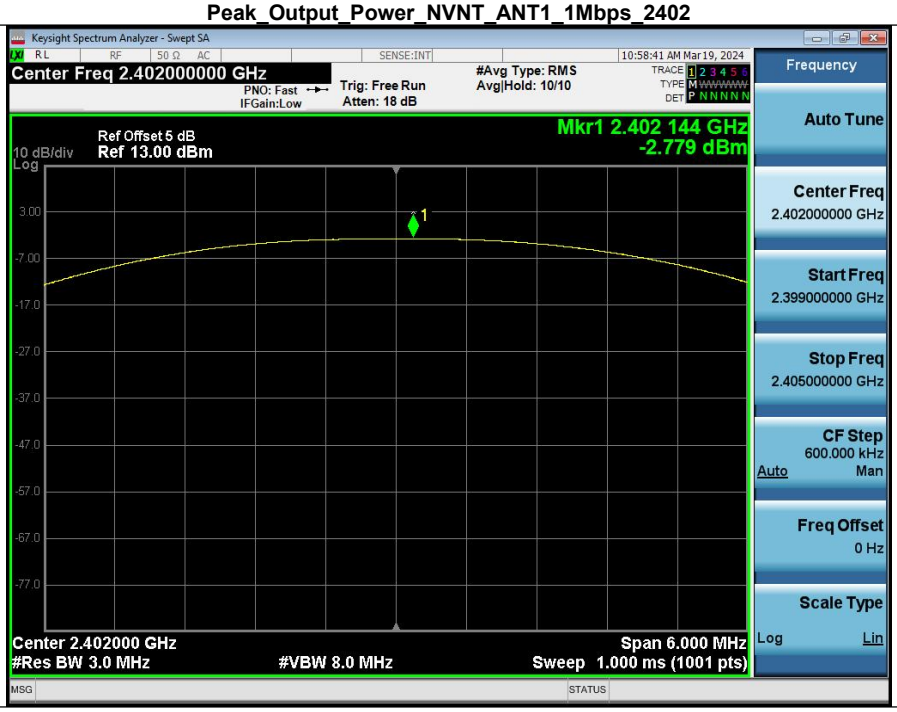

Peak_Output_Power_NVNT_ANT1_1Mbps_2440

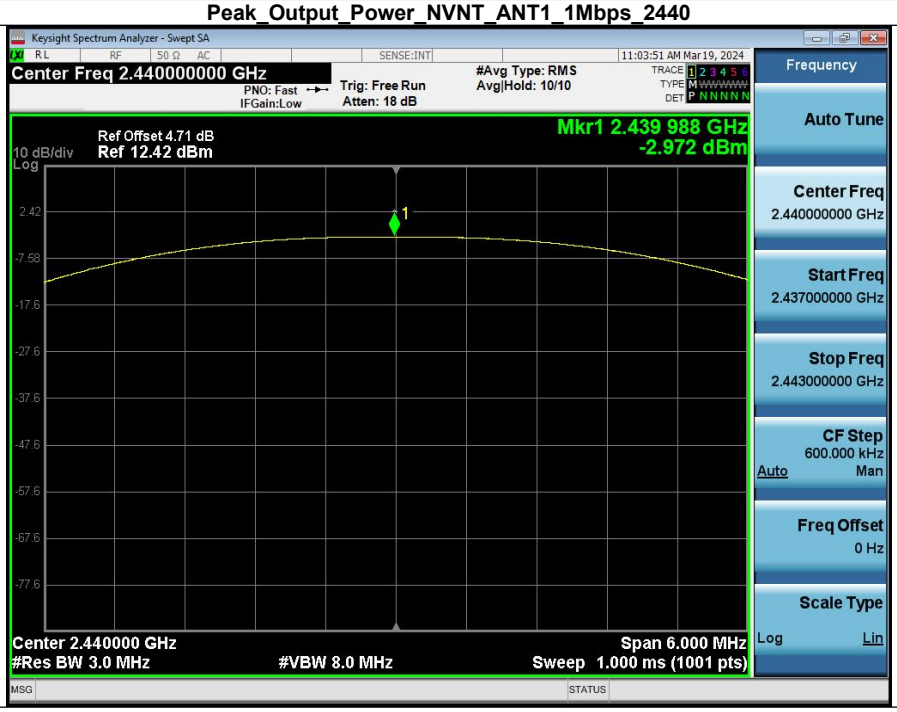

Peak_Output_Power_NVNT_ANT1_1Mbps_2480

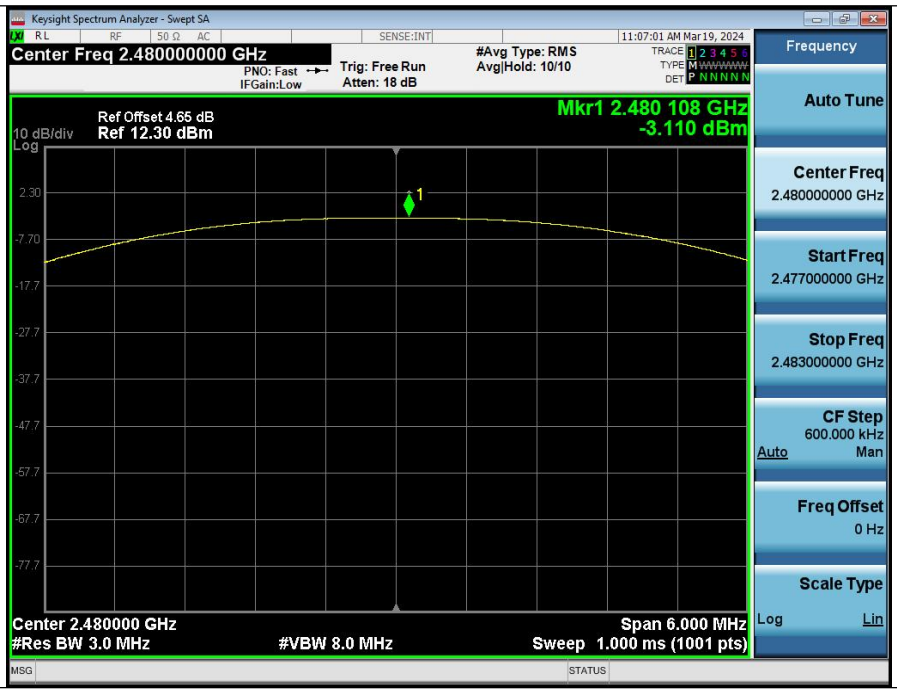
Keysight Spectrum Analyzer - Swept SA
RL
RF
50 Ω AC
SENSE:INT
11:07:01 AM Mar 19, 2024
Center Freq 2.480000000 GHz
PNO: Fast
IFGain:Low
Trig: Free Run
Atten: 18 dB
#Avg Type: RMS
Avg|Hold: 10/10
TRACE 1 2 3 4 5 6
TYPE M
DET P N N N N N
Ref Offset 4.65 dB
10 dB/div
Ref 12.30 dBm
Log
Mkr1 2.480 108 GHz
-3.110 dBm
2.30
-7.70
-17.7
-27.7
-37.7
-47.7
-57.7
-67.7
-77.7
Center 2.480000 GHz
#Res BW 3.0 MHz
#VBW 8.0 MHz
Span 6.000 MHz
Sweep 1.000 ms (1001 pts)
MSG
STATUS
Frequency
Auto Tune
Center Freq
2.480000000 GHz
Start Freq
2.477000000 GHz
Stop Freq
2.483000000 GHz
CF Step
600.000 kHz
Auto
Man
Freq Offset
0 Hz
Scale Type
Log
Lin

5. Power Spectral Density

Condition	Antenna	Rate	Frequency (MHz)	Power Spectral Density(dBm)	Limit(dBm/3kHz)	Result
NVNT	ANT1	1Mbps	2402	-22.78	8	Pass
NVNT	ANT1	1Mbps	2440.00	-23.40	8	Pass
NVNT	ANT1	1Mbps	2480	-23.65	8	Pass

Power_Spectral_Density_NVNT_ANT1_1Mbps_2402

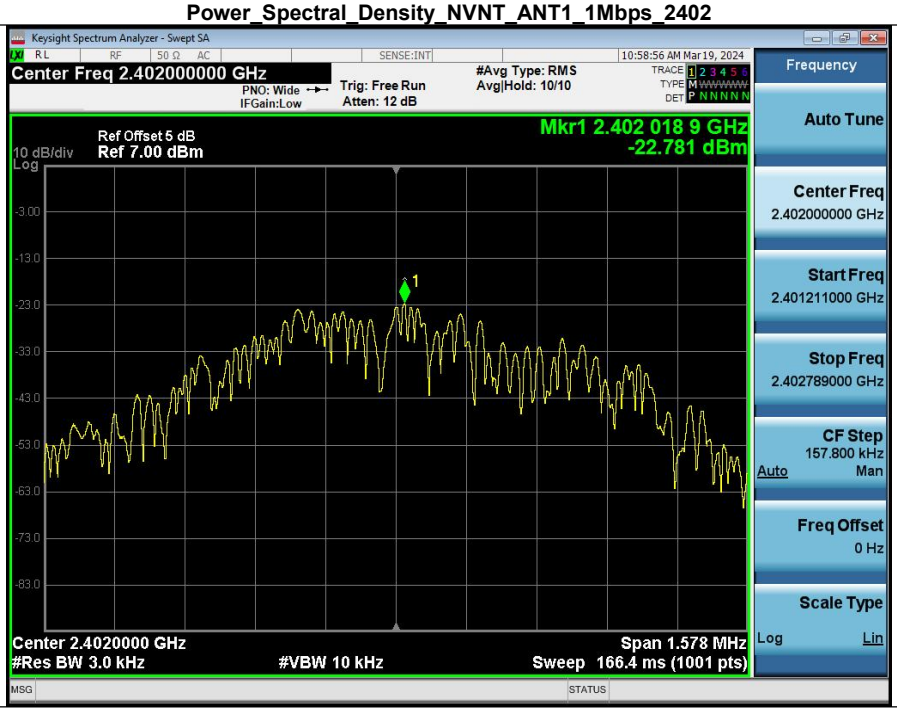

Power_Spectral_Density_NVNT_ANT1_1Mbps_2440

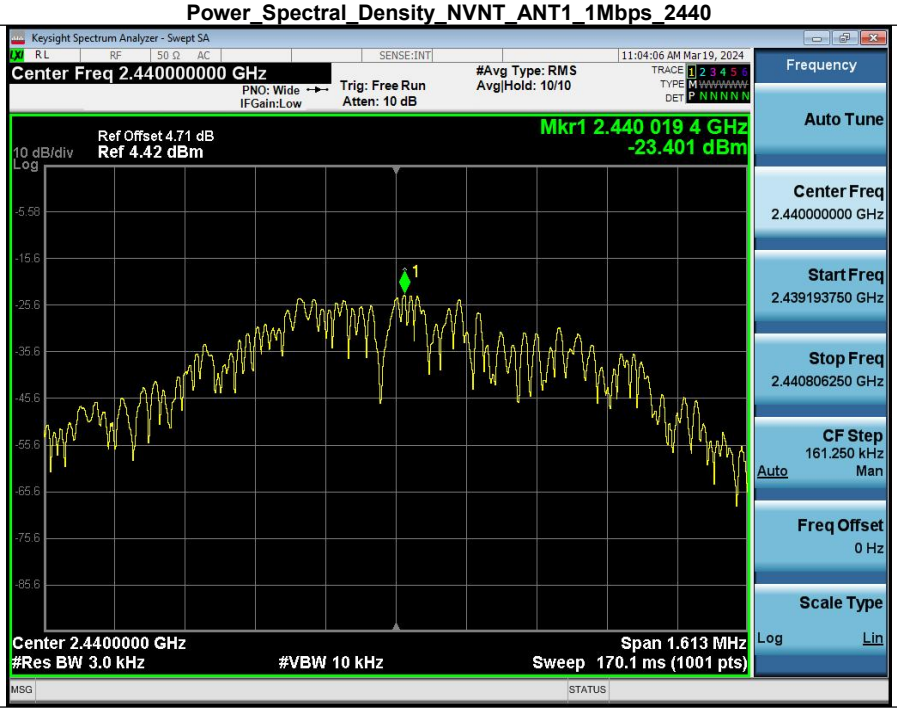

Power_Spectral_Density_NVNT_ANT1_1Mbps_2480

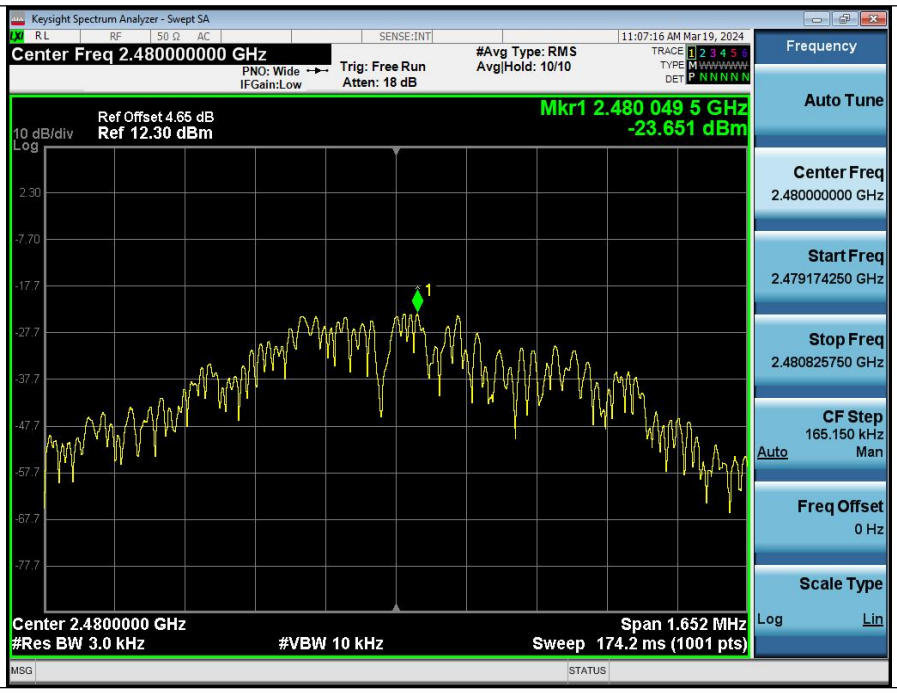
Keysight Spectrum Analyzer - Swept SA
Center Freq 2.480000000 GHz
PNO: Wide
IFGain:Low
Trig: Free Run
Atten: 18 dB
#Avg Type: RMS
Avg|Hold: 10/10
11:07:16 AM Mar 19, 2024
Ref Offset 4.65 dB
10 dB/div
Ref 12.30 dBm
Log
Mkr1 2.480 049 5 GHz
-23.651 dBm
Center 2.4800000 GHz
#Res BW 3.0 kHz
#VBW 10 kHz
Span 1.652 MHz
Sweep 174.2 ms (1001 pts)
Frequency
Auto Tune
Center Freq
2.480000000 GHz
Start Freq
2.479174250 GHz
Stop Freq
2.480825750 GHz
CF Step
165.150 kHz
Auto
Man
Freq Offset
0 Hz
Scale Type
Log
Lin

6. Bandedge

Condition	Antenna	Rate	TX_Frequency (MHz)	Max. Mark Frequency (MHz)	Spurious level(dBm)	limit(dBm)	Result
NVNT	ANT1	1Mbps	2402	2378.020	-52.389	-23.080	Pass
NVNT	ANT1	1Mbps	2480	2483.575	-59.190	-23.405	Pass

1_Reference_Level_NVNT_ANT1_1Mbps_2402

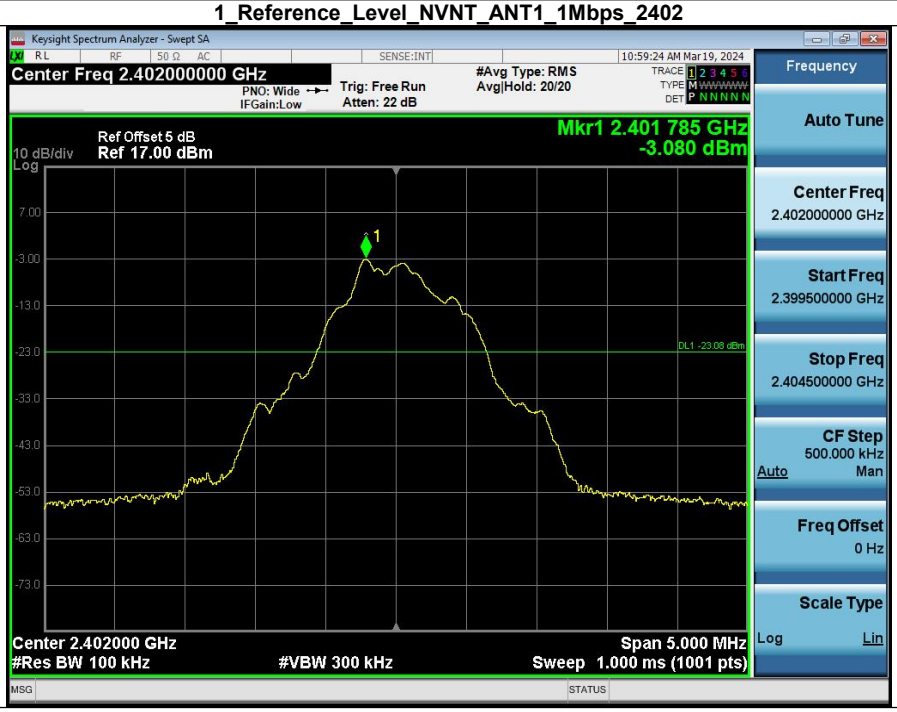

2_Bandedge_NVNT_ANT1_1Mbps_2402

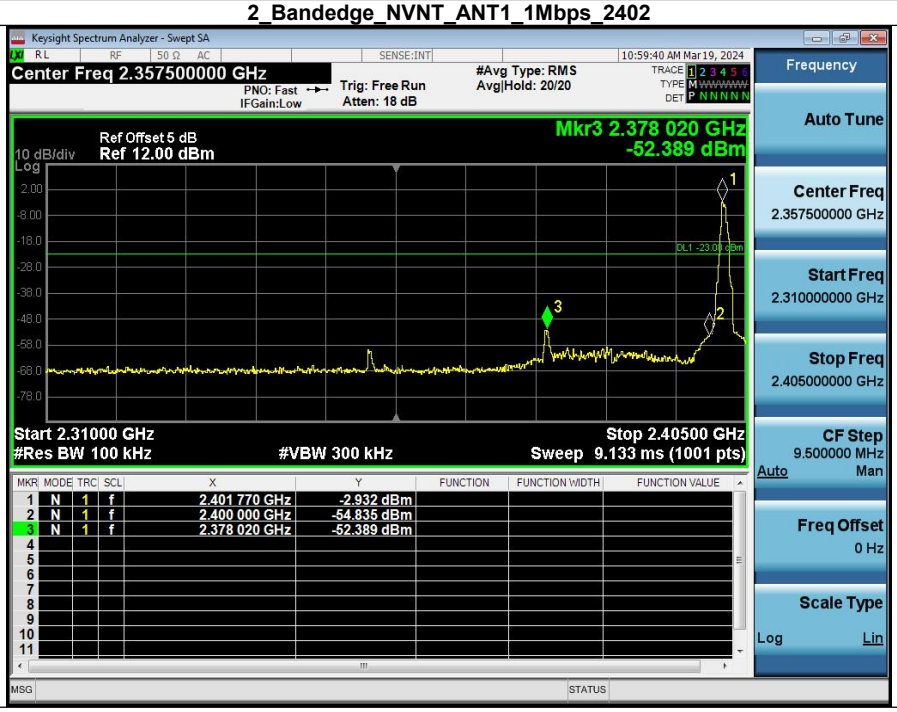

1_Reference_Level_NVNT_ANT1_1Mbps_2480

2_Bandedge_NVNT_ANT1_1Mbps_2480

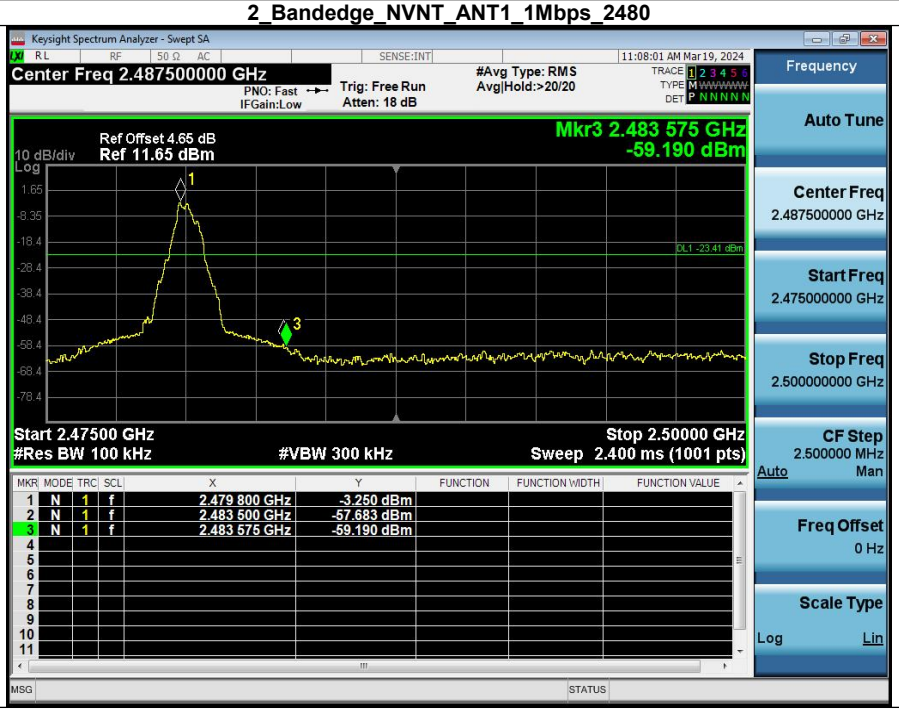

7. Spurious Emission

Condition	Antenna	Rate	TX_Frequency(MHz)	Spurious MAX.Value(dBm)	Limit	Result
NVNT	ANT1	1Mbps	2402	-41.542	-23.080	Pass
NVNT	ANT1	1Mbps	2440.00	-41.268	-23.283	Pass
NVNT	ANT1	1Mbps	2480	-50.617	-23.405	Pass

1_Reference_Level_NVNT_ANT1_1Mbps_2402

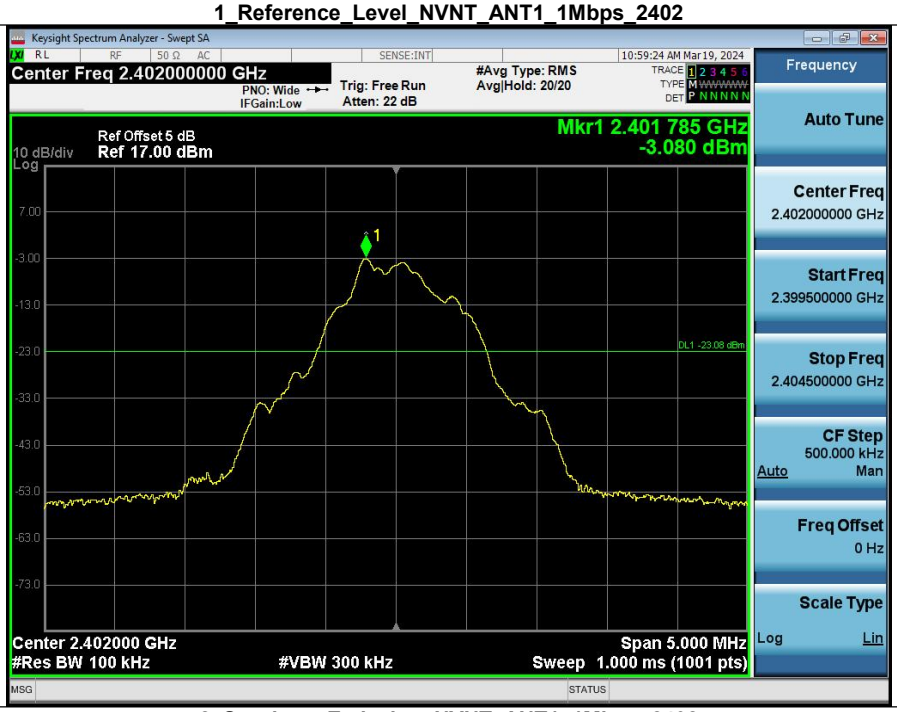

2_Spurious_Emission_NVNT_ANT1_1Mbps_2402

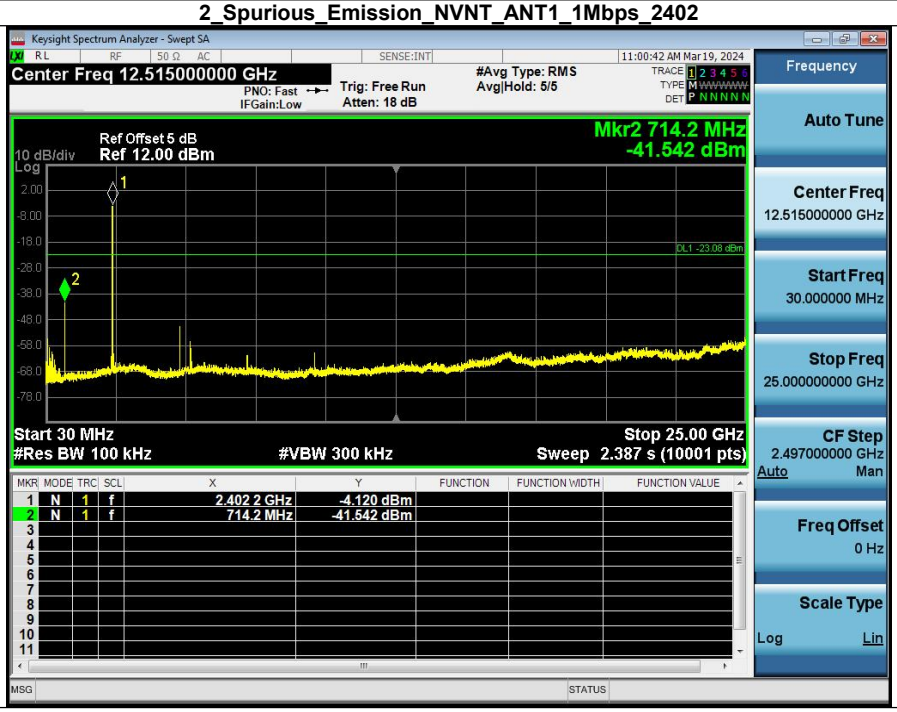

1_Reference_Level_NVNT_ANT1_1Mbps_2440

2_Spurious_Emission_NVNT_ANT1_1Mbps_2440

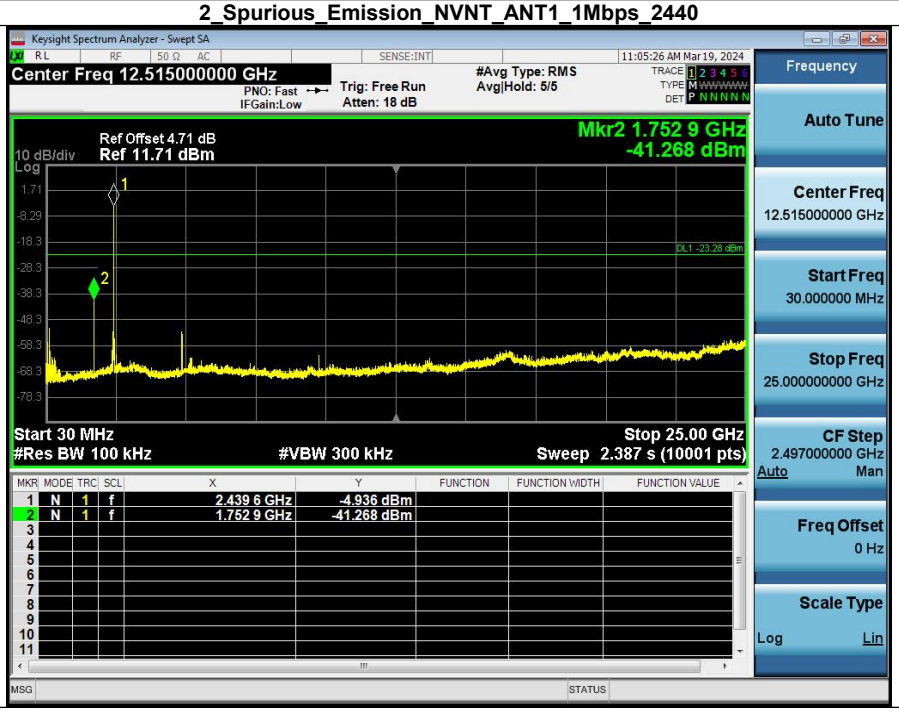

1_Reference_Level_NVNT_ANT1_1Mbps_2480
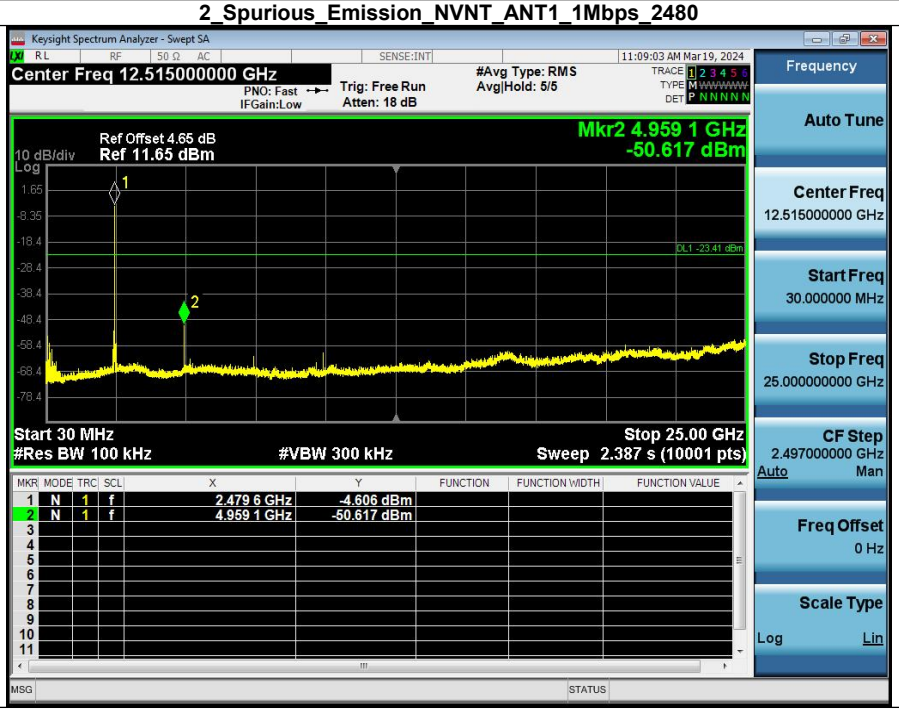
2_Spurious_Emission_NVNT_ANT1_1Mbps_2480