Table of Contents

1. -20dB Bandwidth 2
2. 99% Occupied Bandwidth 7
3. Peak Output Power 12
4. Spurious Emissions 17
5. Bandedge 26
6. Carrier Frequencies Separation (Hopping) 39
7. Number of Hopping Channel (Hopping) 44
8. Dwell Time (Hopping) 46

FCC ID EDR
FCC_BT (Part15.247) Test Data

1. -20dB Bandwidth

Condition	Antenna	Modulation	Frequency (MHz)	-20dB BW(MHz)	if larger than CFS
NVNT	ANT1	1-DH1	2402.00	0.876	No
NVNT	ANT1	1-DH1	2441.00	0.980	No
NVNT	ANT1	1-DH1	2480.00	0.925	No
NVNT	ANT1	2-DH1	2402.00	1.271	Yes
NVNT	ANT1	2-DH1	2441.00	1.278	Yes
NVNT	ANT1	2-DH1	2480.00	1.274	Yes
NVNT	ANT1	3-DH1	2402.00	1.224	Yes
NVNT	ANT1	3-DH1	2441.00	1.227	Yes
NVNT	ANT1	3-DH1	2480.00	1.254	Yes

-20dB_Bandwidth_NVNT_ANT1_1-DH1_2402

-20dB_Bandwidth_NVNT_ANT1_1-DH1_2441

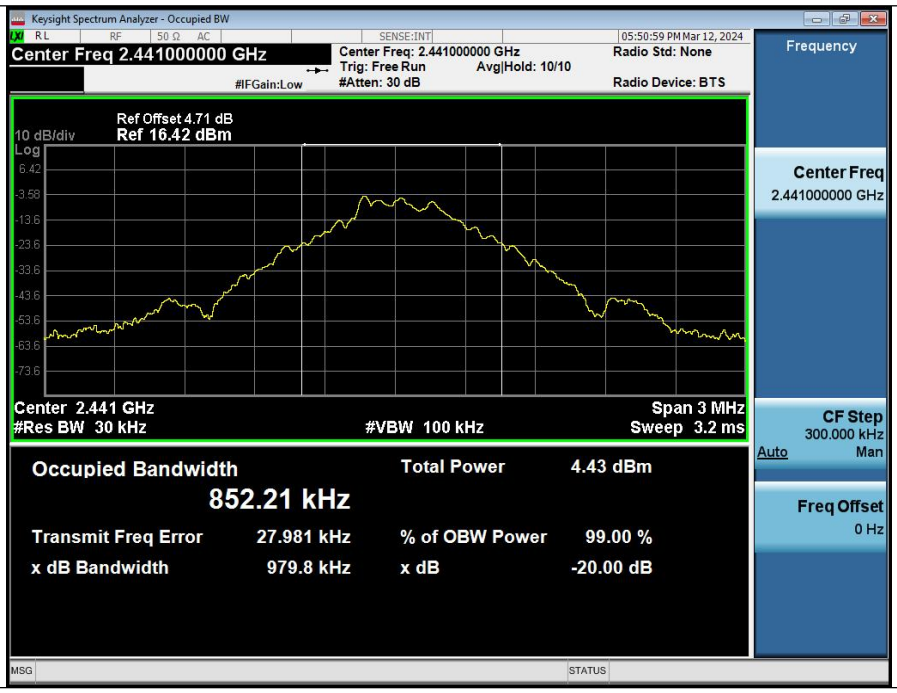

-20dB_Bandwidth_NVNT_ANT1_1-DH1_2480

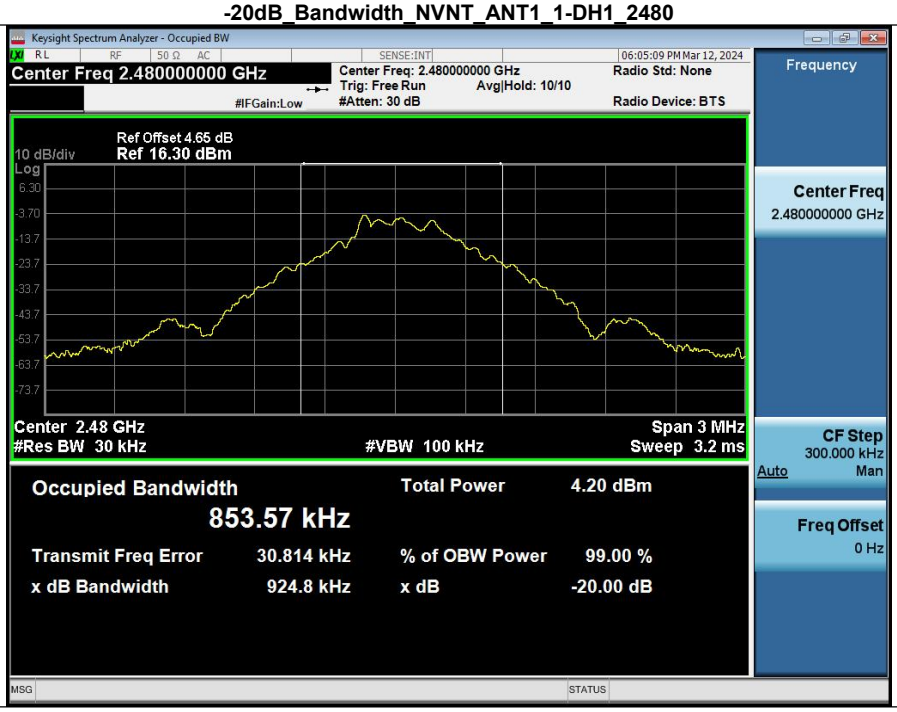

-20dB_Bandwidth_NVNT_ANT1_2-DH1_2402

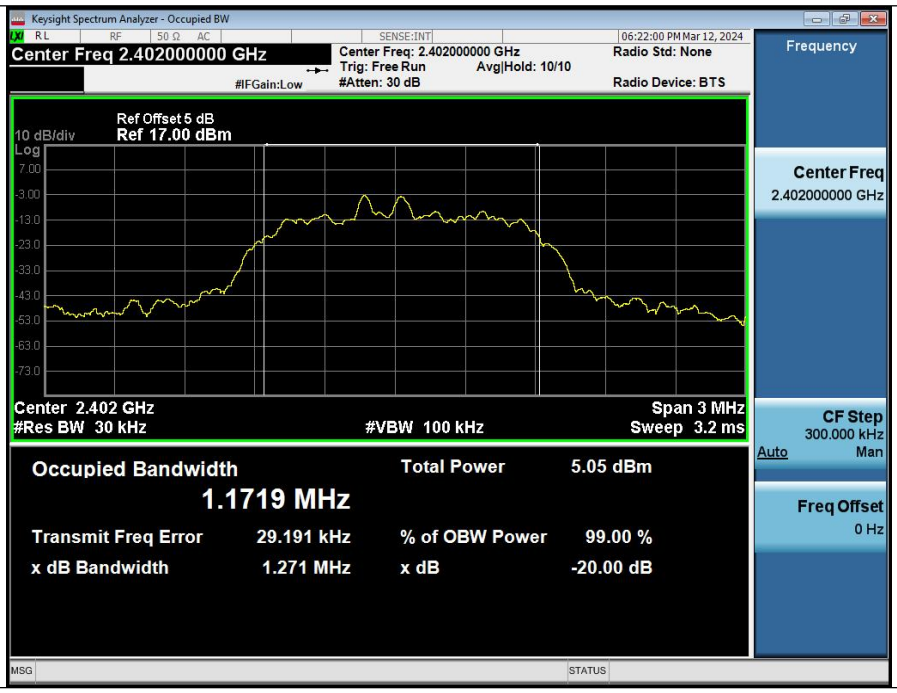

-20dB_Bandwidth_NVNT_ANT1_2-DH1_2441

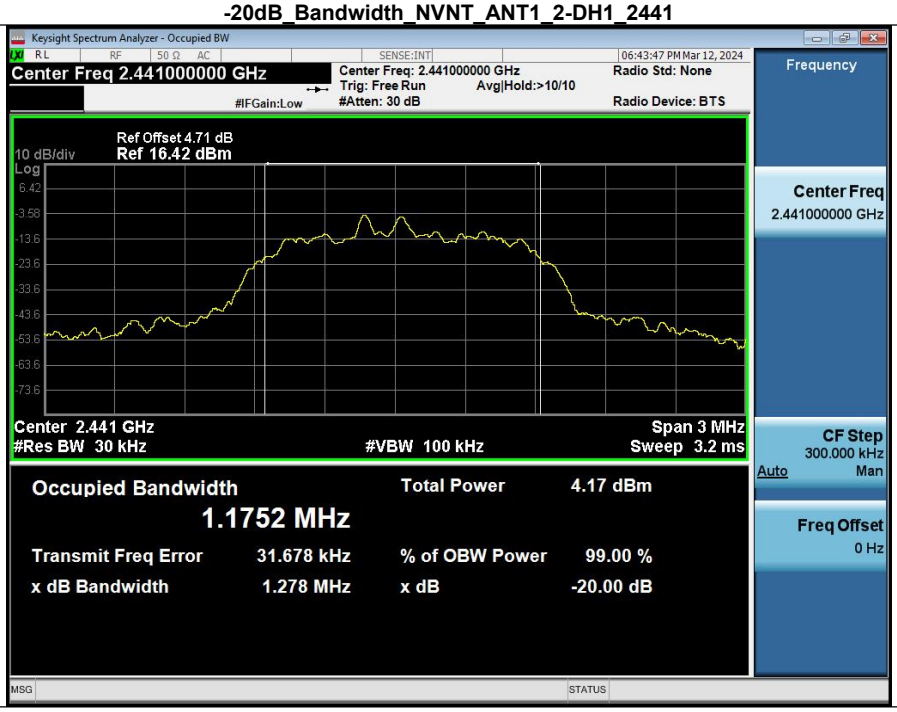

-20dB_Bandwidth_NVNT_ANT1_2-DH1_2480

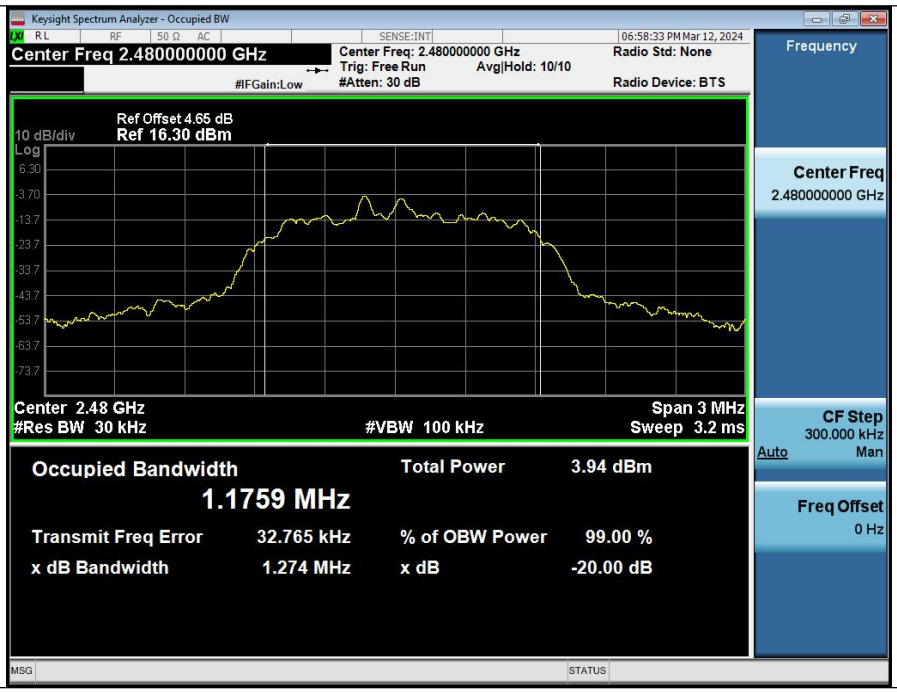

-20dB_Bandwidth_NVNT_ANT1_3-DH1_2402

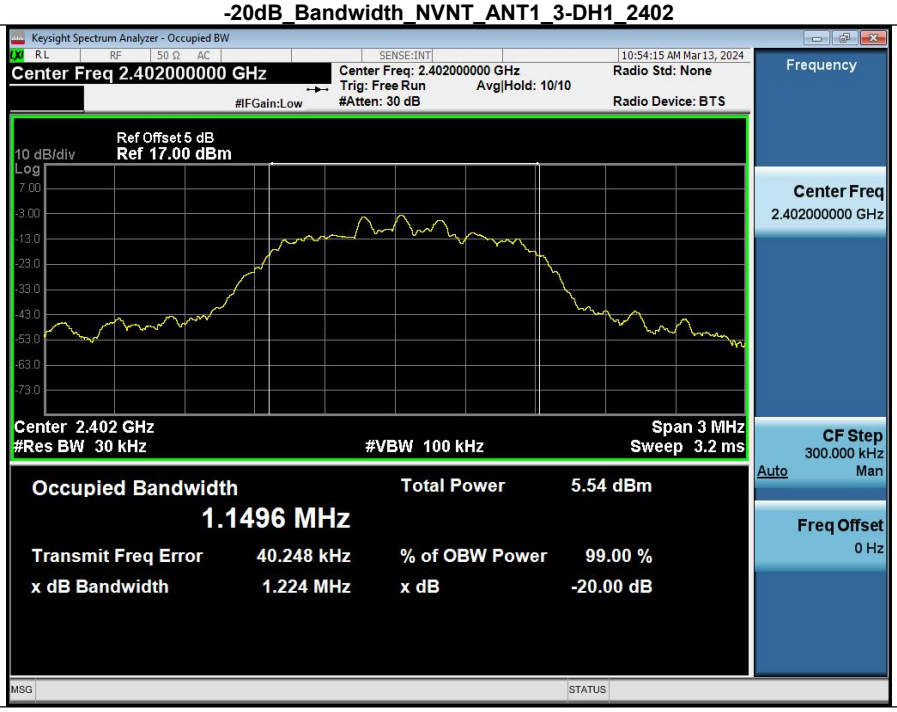

-20dB_Bandwidth_NVNT_ANT1_3-DH1_2441

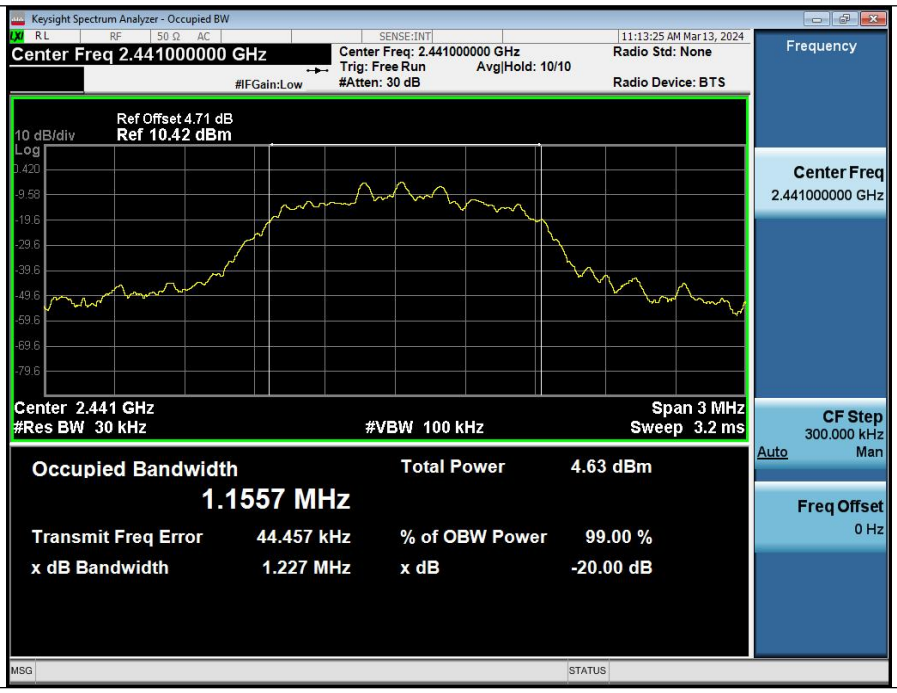

-20dB_Bandwidth_NVNT_ANT1_3-DH1_2480

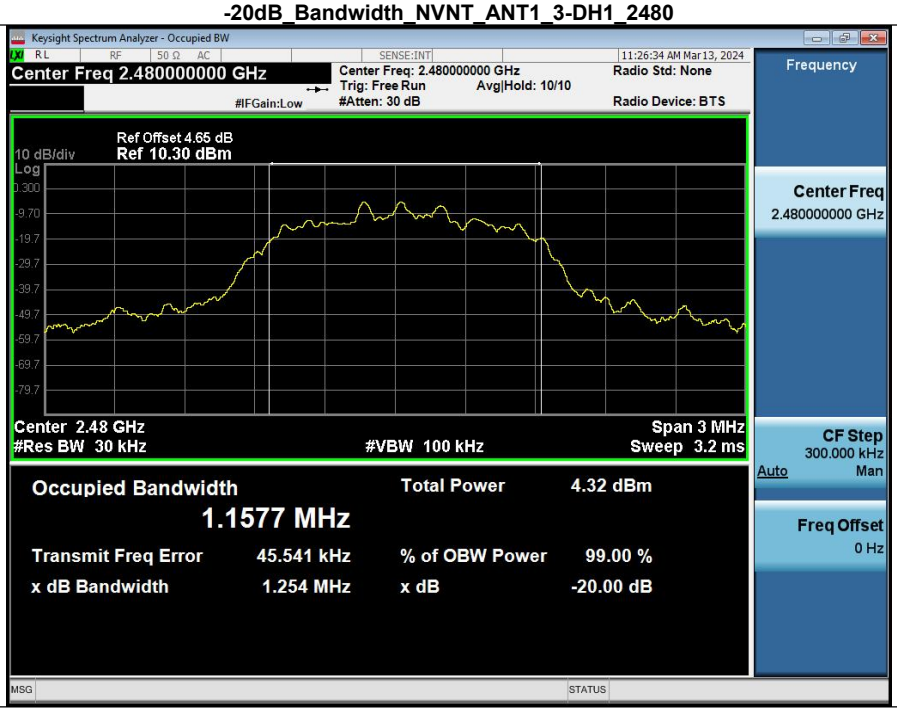

2. 99% Occupied Bandwidth

Condition	Antenna	Modulation	Frequency (MHz)	99%%BW(MHz)
NVNT	ANT1	1-DH1	2402.00	0.837
NVNT	ANT1	1-DH1	2441.00	0.851
NVNT	ANT1	1-DH1	2480.00	0.857
NVNT	ANT1	2-DH1	2402.00	1.173
NVNT	ANT1	2-DH1	2441.00	1.174
NVNT	ANT1	2-DH1	2480.00	1.175
NVNT	ANT1	3-DH1	2402.00	1.151
NVNT	ANT1	3-DH1	2441.00	1.155
NVNT	ANT1	3-DH1	2480.00	1.157

99%_Occupied_Bandwidth_NVNT_ANT1_1-DH1_2402

99%_Occupied_Bandwidth_NVNT_ANT1_1-DH1_2441

99%_Occupied_Bandwidth_NVNT_ANT1_1-DH1_2480

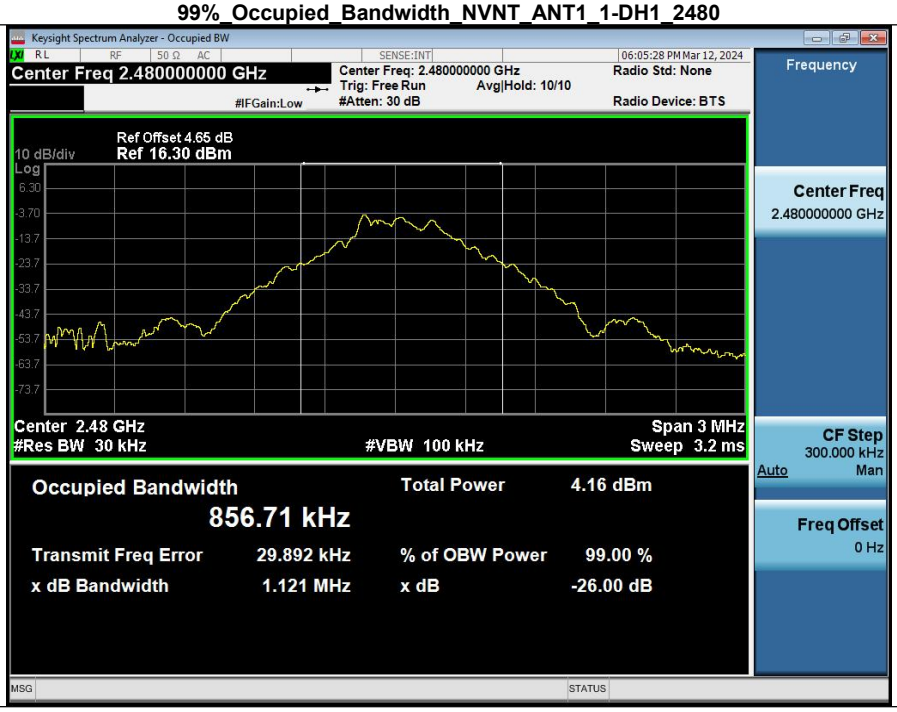

99%_Occupied_Bandwidth_NVNT_ANT1_2-DH1_2402

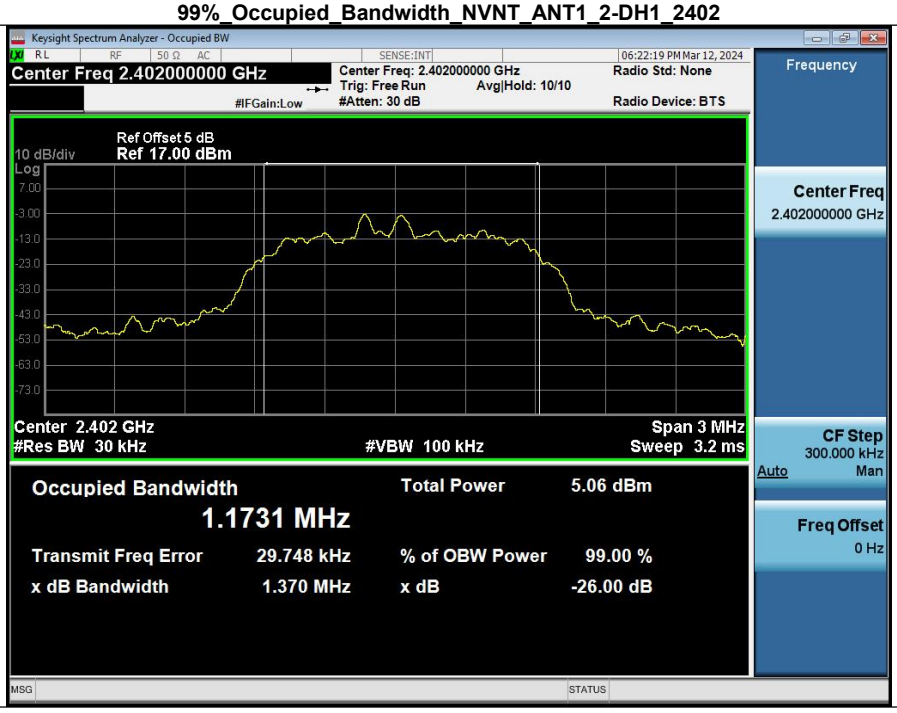

99%_Occupied_Bandwidth_NVNT_ANT1_2-DH1_2441

99%_Occupied_Bandwidth_NVNT_ANT1_2-DH1_2480

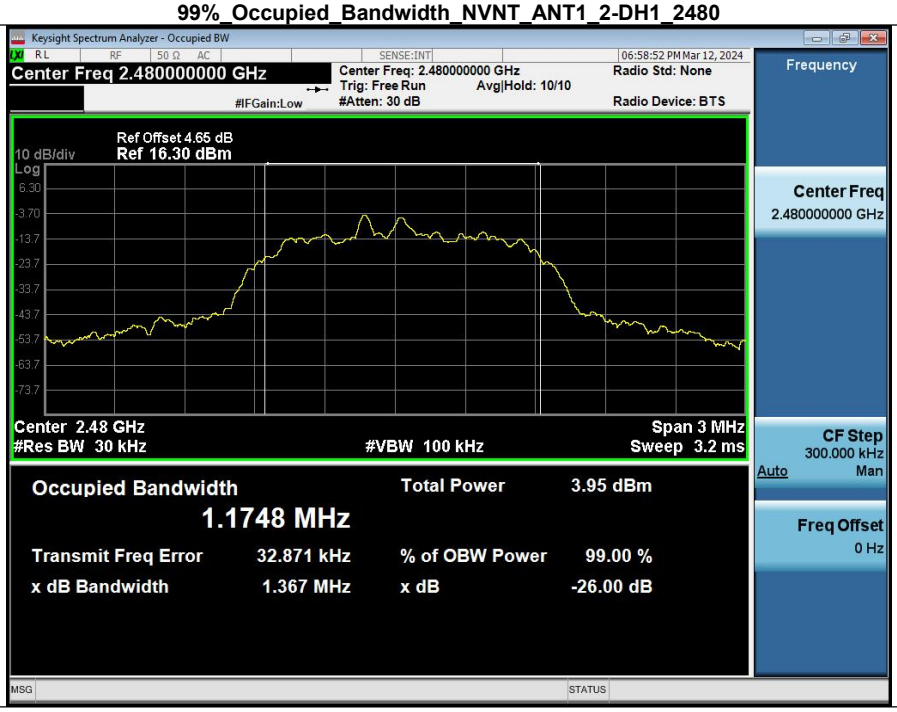

99%_Occupied_Bandwidth_NVNT_ANT1_3-DH1_2402

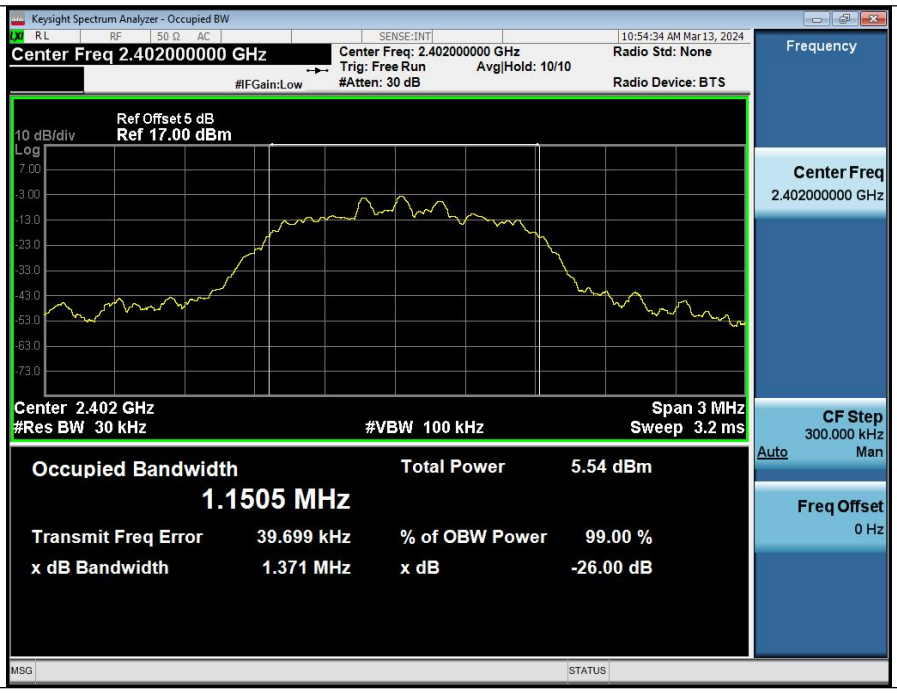

99%_Occupied_Bandwidth_NVNT_ANT1_3-DH1_2441

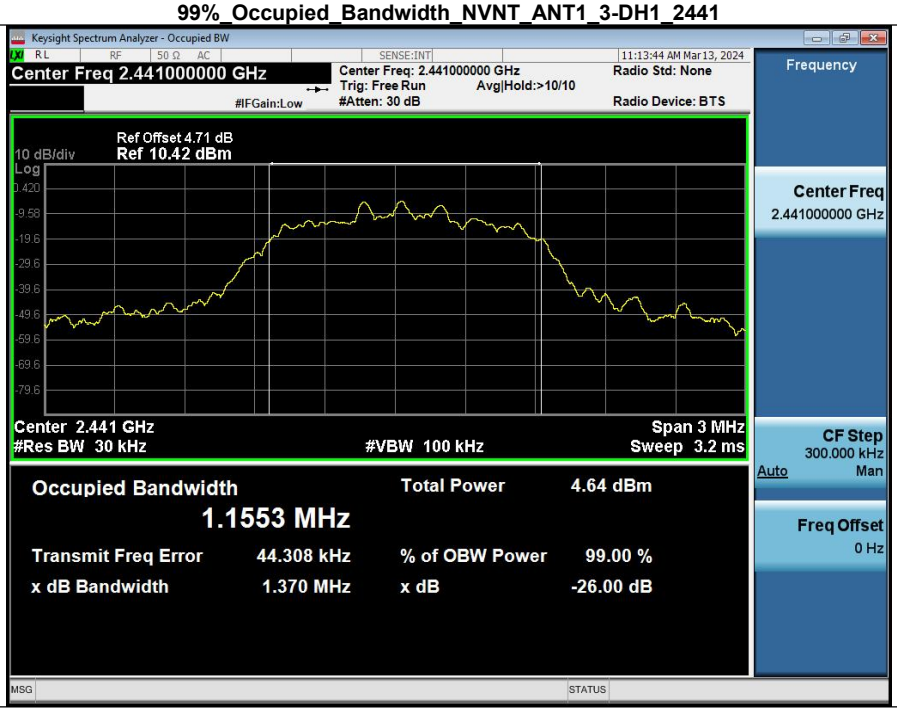

99%_Occupied_Bandwidth_NVNT_ANT1_3-DH1_2480

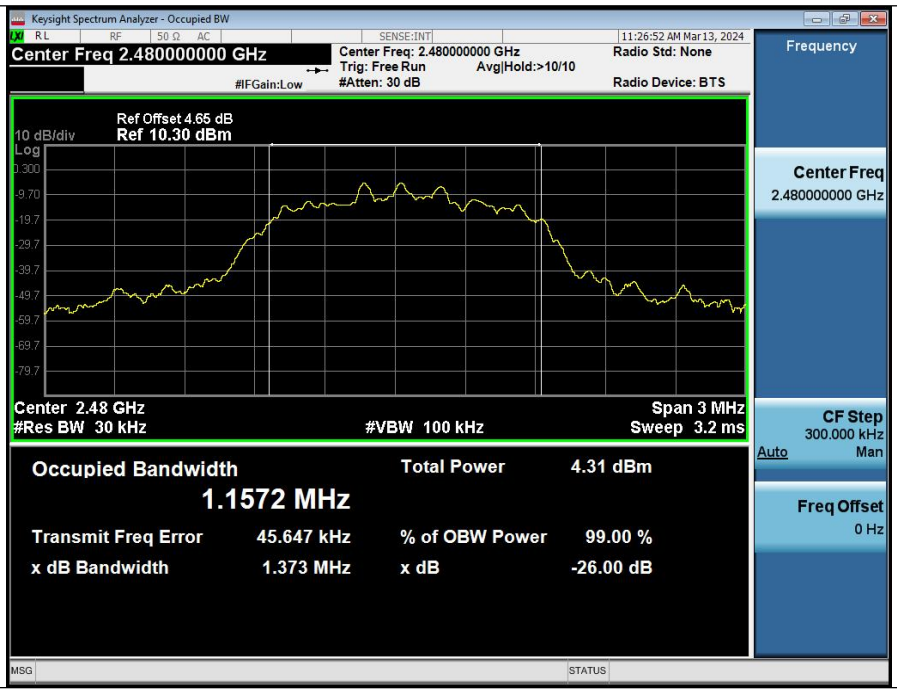
Keysight Spectrum Analyzer - Occupied BW
Center Freq 2.480000000 GHz
Center Freq: 2.480000000 GHz
Trig: Free Run
Avg|Hold:>10/10
#Atten: 30 dB
Radio Std: None
Radio Device: BTS
11:26:52 AM Mar 13, 2024
#IFGain:Low
Ref Offset 4.65 dB
10 dB/div
Ref 10.30 dBm
Log
Center 2.48 GHz
#Res BW 30 kHz
#VBW 100 kHz
Span 3 MHz
Sweep 3.2 ms
Occupied Bandwidth
1.1572 MHz
Total Power 4.31 dBm
Transmit Freq Error 45.647 kHz
% of OBW Power 99.00 %
x dB Bandwidth 1.373 MHz
x dB -26.00 dB
Frequency
Center Freq
2.480000000 GHz
CF Step
300.000 kHz
Auto
Man
Freq Offset
0 Hz
MSG
STATUS

3. Peak Output Power

Modulation	Frequency (MHz)	Max. Conducted Power(dBm)	Max. Conducted Power Limit (dBm)	Ant Gain (dBi)	EIRP	EIRP Limit(dBm)	Result
1-DH1	2402.00	-1.42	30	3.49	2.07	36	Pass
1-DH1	2441.00	-2.29	30	3.49	1.20	36	Pass
1-DH1	2480.00	-2.47	30	3.49	1.02	36	Pass
2-DH1	2402.00	-0.63	21	3.49	2.86	36	Pass
2-DH1	2441.00	-1.49	21	3.49	2.00	36	Pass
2-DH1	2480.00	-1.73	21	3.49	1.76	36	Pass
3-DH1	2402.00	0.03	21	3.49	3.52	36	Pass
3-DH1	2441.00	-0.67	21	3.49	2.82	36	Pass
3-DH1	2480.00	-1.01	21	3.49	2.48	36	Pass

Peak_Output_Power_NVNT_ANT1_1-DH1_2402

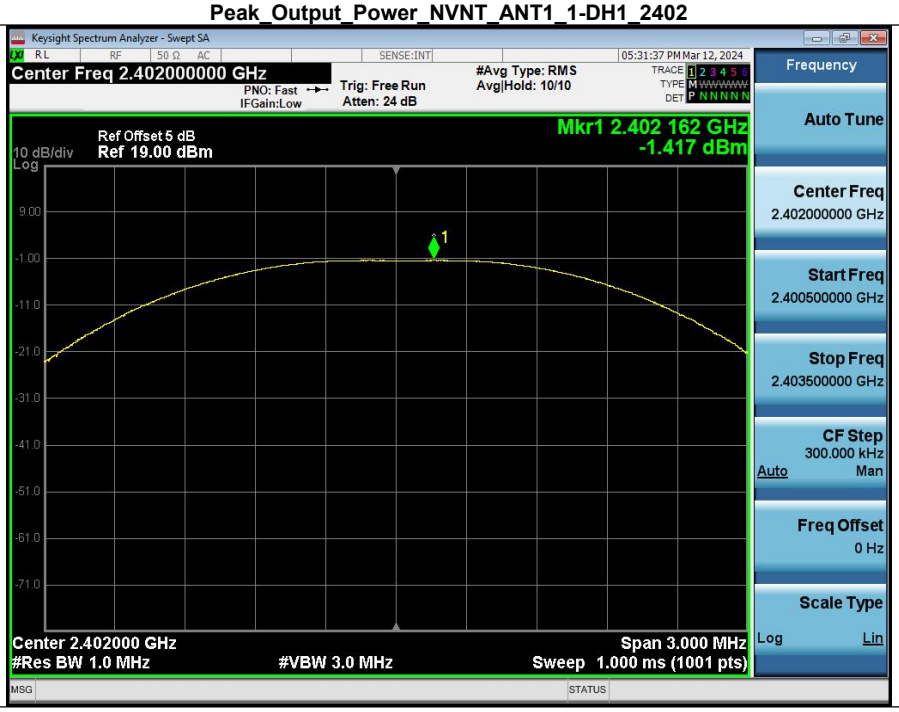

Peak_Output_Power_NVNT_ANT1_1-DH1_2441

Peak_Output_Power_NVNT_ANT1_1-DH1_2480

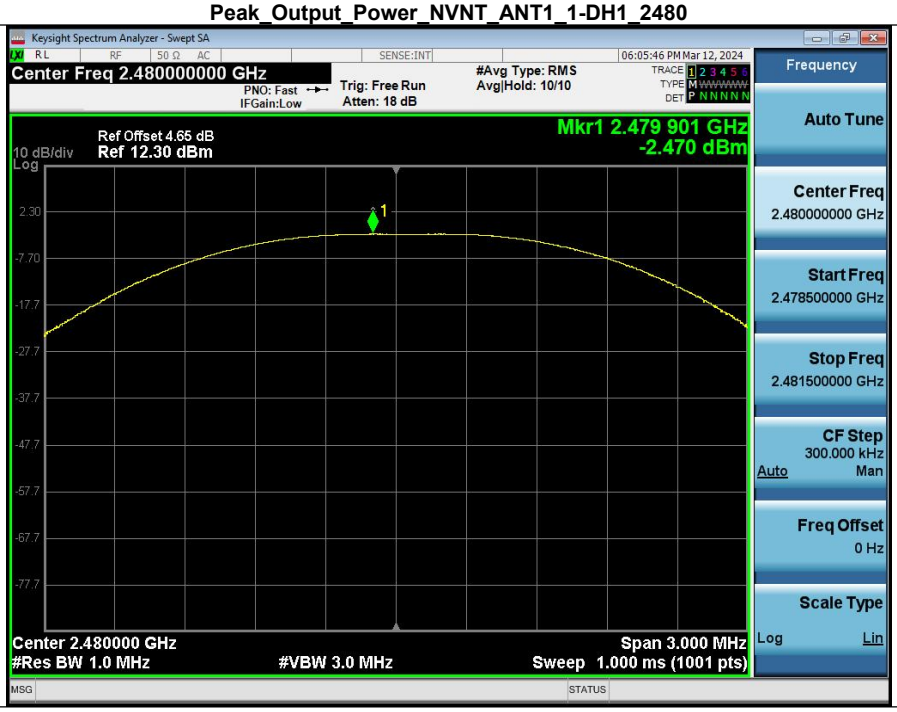

Peak_Output_Power_NVNT_ANT1_2-DH1_2402

Peak_Output_Power_NVNT_ANT1_2-DH1_2441

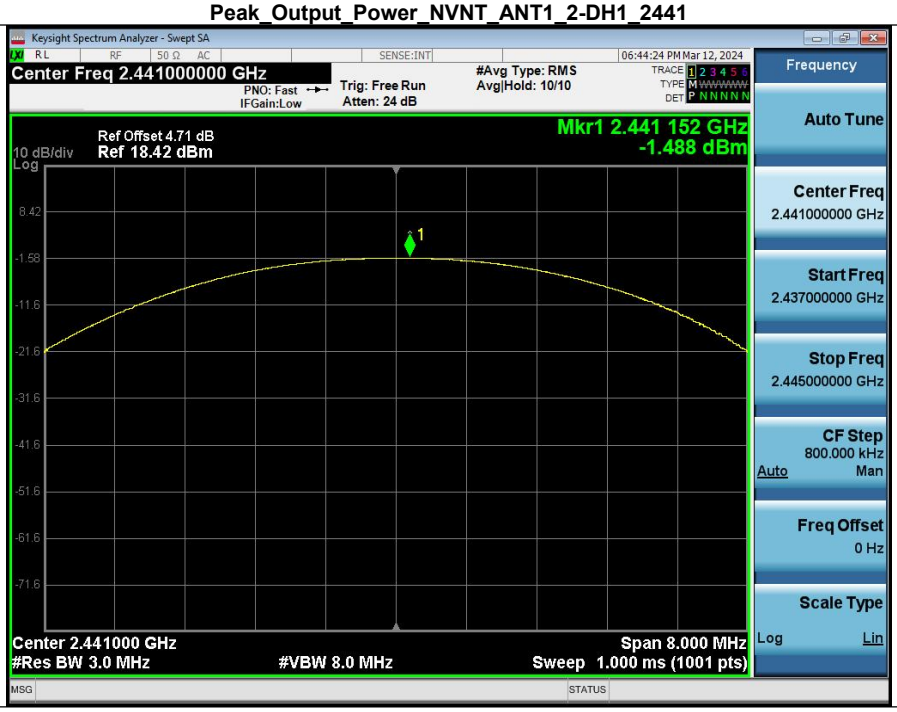

Peak_Output_Power_NVNT_ANT1_2-DH1_2480

Peak_Output_Power_NVNT_ANT1_3-DH1_2402

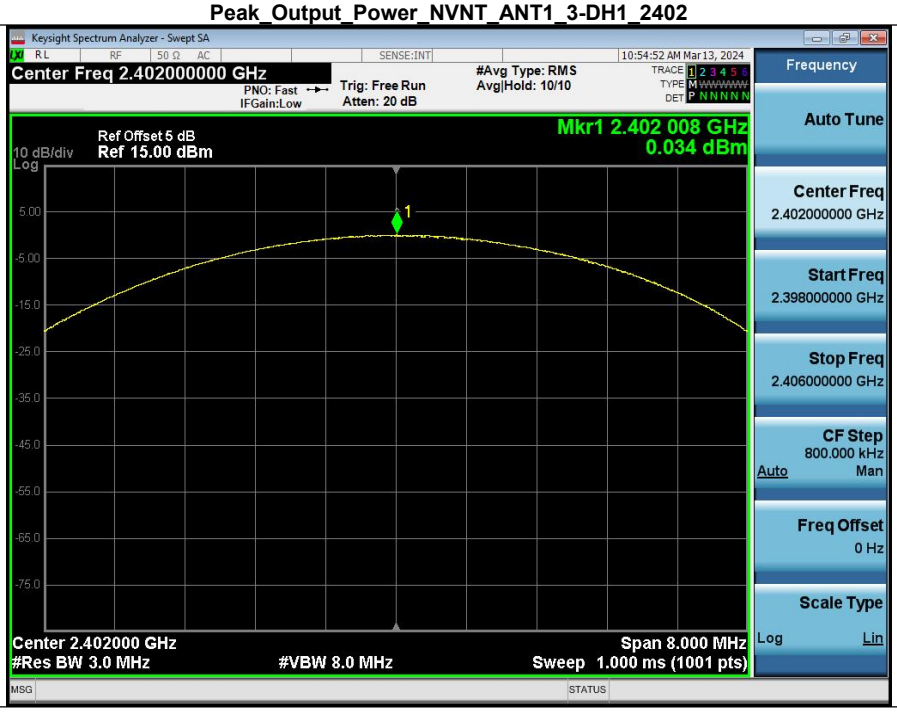

Peak_Output_Power_NVNT_ANT1_3-DH1_2441

Peak_Output_Power_NVNT_ANT1_3-DH1_2480

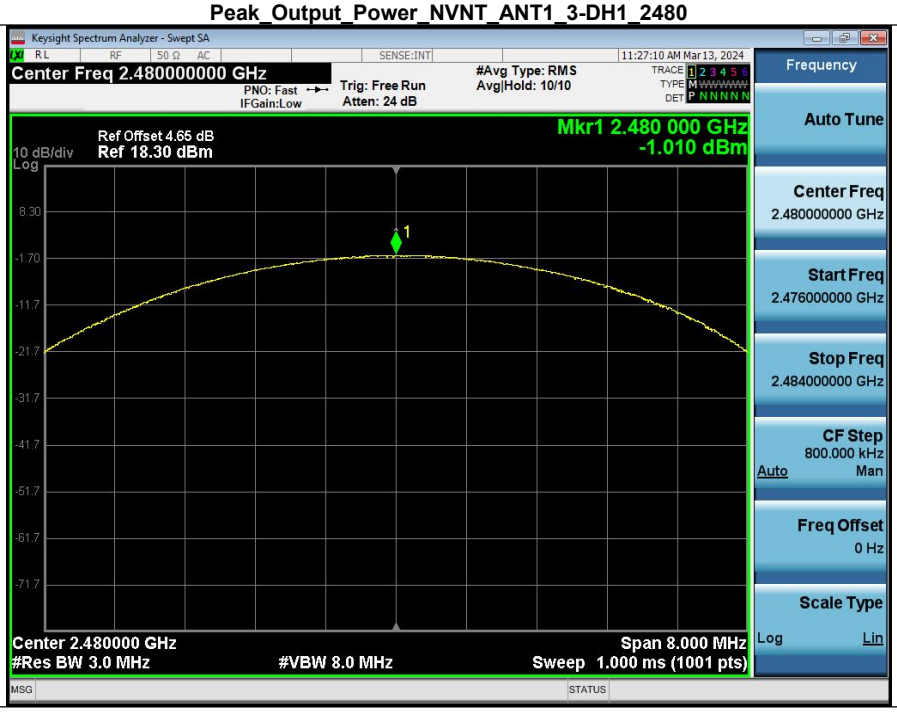

4. Spurious Emissions

Condition	Antenna	Modulation	TX Mode	Spurious MAX.Value(dBm)	Limit	Result
NVNT	ANT1	1-DH1	2402.00	-48.957	-21.585	Pass
NVNT	ANT1	1-DH1	2441.00	-49.860	-22.397	Pass
NVNT	ANT1	1-DH1	2480.00	-47.652	-22.648	Pass
NVNT	ANT1	2-DH1	2402.00	-49.383	-21.603	Pass
NVNT	ANT1	2-DH1	2441.00	-46.461	-22.376	Pass
NVNT	ANT1	2-DH1	2480.00	-46.903	-22.655	Pass
NVNT	ANT1	3-DH1	2402.00	-50.578	-21.444	Pass
NVNT	ANT1	3-DH1	2441.00	-48.217	-22.357	Pass
NVNT	ANT1	3-DH1	2480.00	-48.536	-22.694	Pass

1_Reference_Level_NVNT_ANT1_1-DH1_2402

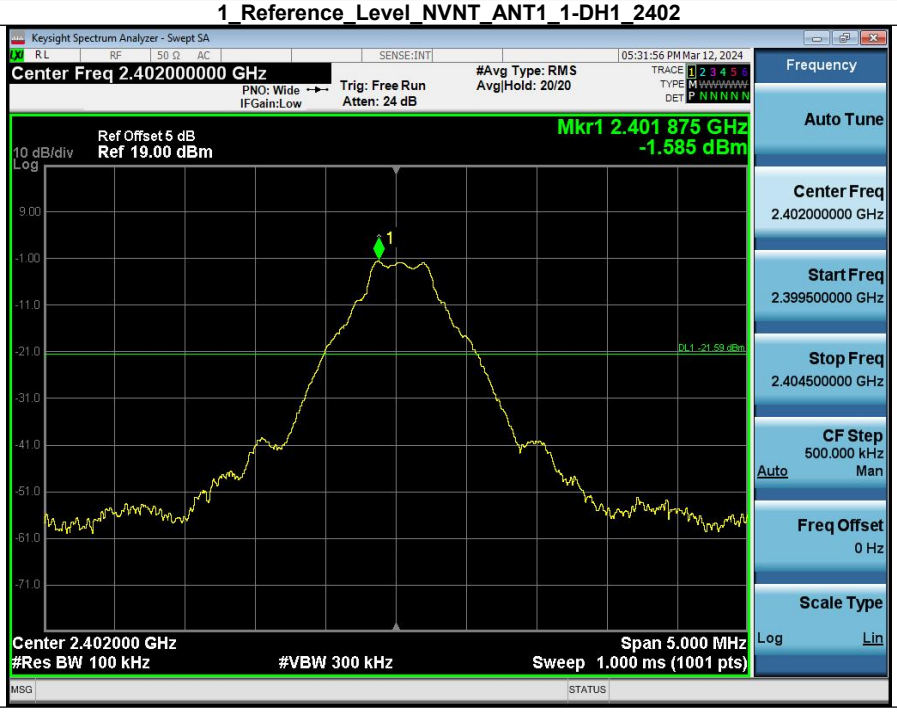

2_Spurious_Emissions_NVNT_ANT1_1-DH1_2402

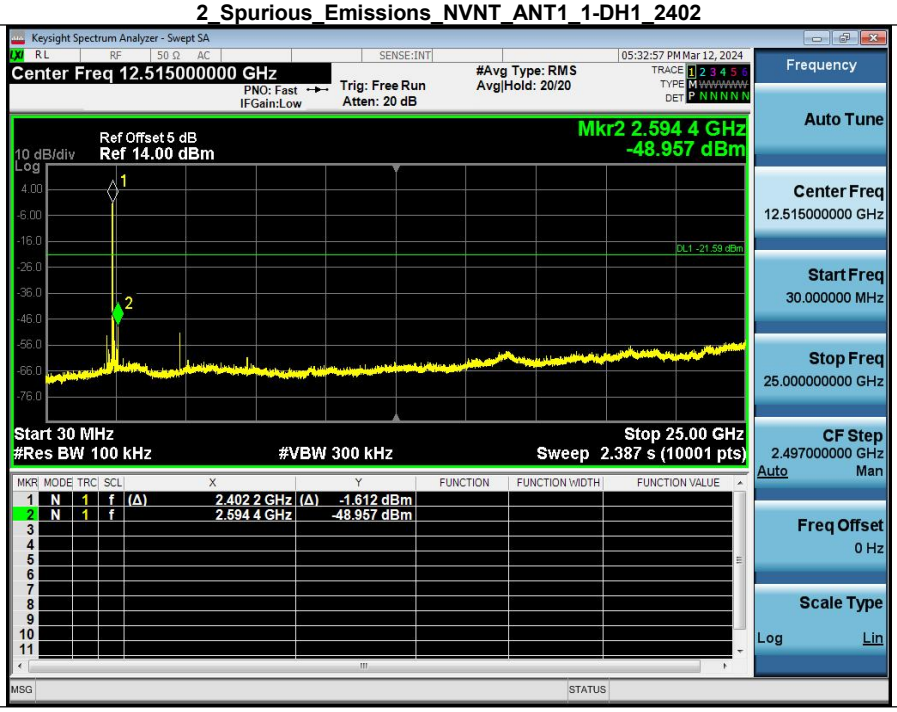

1_Reference_Level_NVNT_ANT1_1-DH1_2441

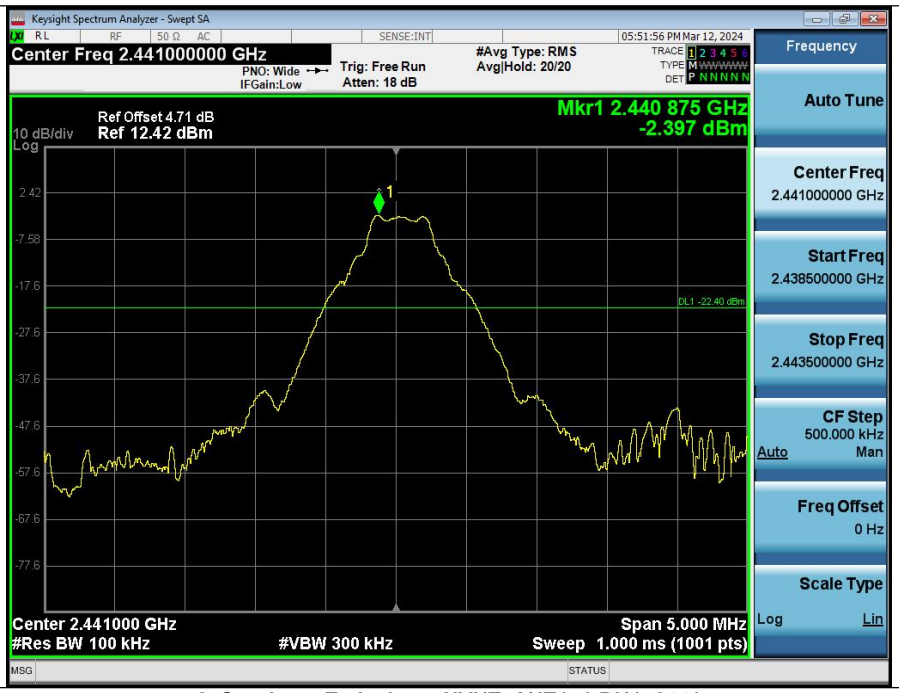

2_Spurious_Emissions_NVNT_ANT1_1-DH1_2441

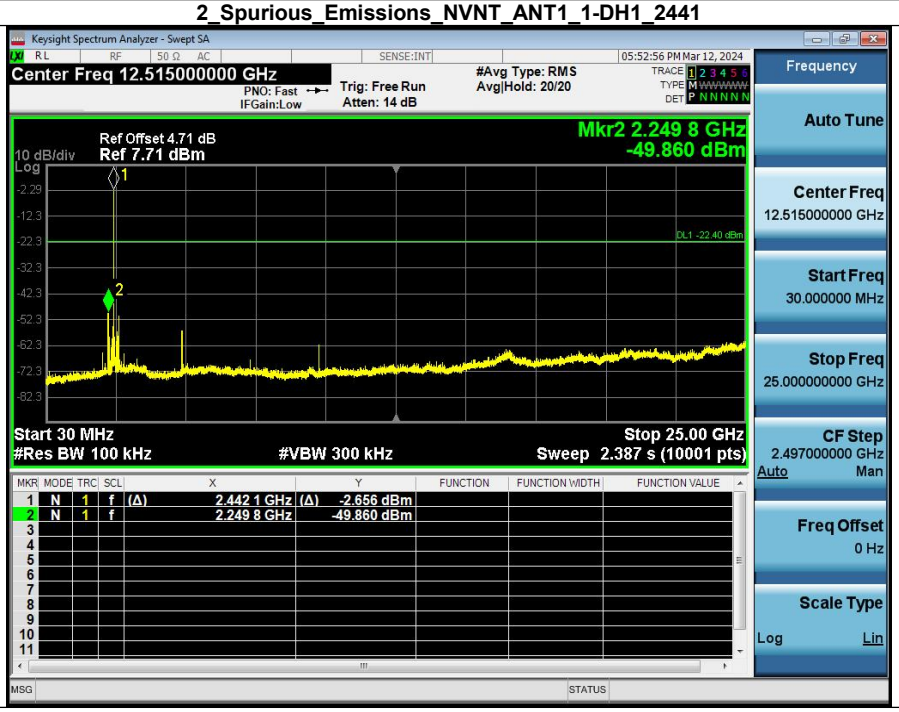

1_Reference_Level_NVNT_ANT1_1-DH1_2480