CFR 47 FCC PART 15 SUBPART C

TEST REPORT

For

Digital Media Player

MODEL NUMBER: HM24SR

REPORT NUMBER: 4791242859-RF-17

ISSUE DATE: June 6, 2024

FCC ID: 2BFEG-9285

Prepared for

Poppies Iceland LLC
100 South Juniper, 3rd Floor, Philadelphia, Pennsylvania, 19107 United States

Prepared by

UL Verification Services (Guangzhou) Co., Ltd, Song Shan Lake Branch

Building 10, Innovation Technology Park, No. 1, Li Bin Road, Song Shan Lake Hi-Tech Development Zone Dongguan, 523808, People's Republic of China

Tel: +86 769 22038881
Fax: +86 769 33244054
Website: www.ul.com

The results reported herein have been performed in accordance with the laboratory's terms of accreditation. This report shall not be reproduced except in full without the written approval of the Laboratory. The results in this report apply to the test sample(s) mentioned above at the time of the testing period only and are not to be used to indicate applicability to other similar products.

Revision History

Rev.	Issue Date	Revisions	Revised By
V0	June 6, 2024	Initial Issue	

This report shall not be reproduced except in full, without the written approval of UL Verification Services (Guangzhou) Co., Ltd, Song Shan Lake Branch.

Summary of Test Results

Test Item	Clause	Limit/Requirement	Result
Antenna Requirement	/	FCC Part 15.203/15.247 (c)	Pass
AC Power Line Conducted Emission	ANSI C63.10-2013, Clause 6.2	FCC Part 15.207	Pass
Conducted Output Power	ANSI C63.10-2013, Clause 11.9.1.3	FCC Part 15.247 (b)(3)	Pass
6dB Bandwidth	ANSI C63.10-2013, Clause 11.8.1	FCC Part 15.247 (a)(2)	Pass
Power Spectral Density	ANSI C63.10-2013, Clause 11.10.2	FCC Part 15.247 (e)	Pass
Conducted Band edge and spurious emission	ANSI C63.10-2013, Clause 11.11	FCC Part 15.247(d)	Pass
Radiated Band edge and Spurious Emission	ANSI C63.10-2013, Clause 11.12 & Clause 11.13	FCC Part 15.247 (d) FCC Part 15.205/15.209	Pass
Duty Cycle	ANSI C63.10-2013, Clause 11.6	None; for reporting purposes only.	Pass

*This test report is only published to and used by the applicant, and it is not for evidence purpose in China.
*The measurement result for the sample received is <Pass> according to <CFR 47 FCC PART 15 SUBPART C> when <Simple Acceptance> decision rule is applied.

This report shall not be reproduced except in full, without the written approval of UL Verification Services (Guangzhou) Co., Ltd, Song Shan Lake Branch.

CONTENTS

1. ATTESTATION OF TEST RESULTS 6

2. TEST METHODOLOGY 7

3. FACILITIES AND ACCREDITATION 7

4. CALIBRATION AND UNCERTAINTY 8

4.1. MEASURING INSTRUMENT CALIBRATION 8

4.2. MEASUREMENT UNCERTAINTY 8

5. EQUIPMENT UNDER TEST 9

5.1. DESCRIPTION OF EUT 9

5.2. CHANNEL LIST 9

5.3. MAXIMUM POWER 9

5.4. TEST CHANNEL CONFIGURATION 9

5.5. THE WORSE CASE POWER SETTING PARAMETER 9

5.6. DESCRIPTION OF AVAILABLE ANTENNAS 10

5.7. DESCRIPTION OF TEST SETUP 11

6. MEASURING EQUIPMENT AND SOFTWARE USED 12

7. ANTENNA PORT TEST RESULTS 14

7.1. CONDUCTED OUTPUT POWER 14

7.2. 6DB BANDWIDTH 15

7.3. POWER SPECTRAL DENSITY 17

7.4. CONDUCTED BAND EDGE AND SPURIOUS EMISSION 18

7.5. DUTY CYCLE 20

8. RADIATED TEST RESULTS 21

8.1. RESTRICTED BANDEDGE 30

8.2. SPURIOUS EMISSIONS (1 GHZ ~ 3 GHZ) 32

8.3. SPURIOUS EMISSIONS (3 GHZ ~ 18 GHZ) 38

8.4. SPURIOUS EMISSIONS (9 KHZ ~ 30 MHZ) 44

8.5. SPURIOUS EMISSIONS (18 GHZ ~ 26 GHZ) 47

8.6. SPURIOUS EMISSIONS (30 MHZ ~ 1 GHZ) 49

8.7. RESTRICTED BANDEDGE 51

8.8. SPURIOUS EMISSIONS (1 GHZ ~ 3 GHZ) 53

8.9. SPURIOUS EMISSIONS (3 GHZ ~ 18 GHZ) 59

8.10. SPURIOUS EMISSIONS (9 KHZ ~ 30 MHZ) 65

8.11. SPURIOUS EMISSIONS (18 GHZ ~ 26 GHZ) 68

8.12. SPURIOUS EMISSIONS (30 MHZ ~ 1 GHZ) 70

This report shall not be reproduced except in full, without the written approval of UL Verification Services (Guangzhou) Co., Ltd, Song Shan Lake Branch.

9. AC POWER LINE CONDUCTED EMISSION 72

10. ANTENNA REQUIREMENT 77

11. LEFT EUT TEST DATA 78

Appendix A1: Duty Cycle 78

Appendix B1: Maximum Peak Conducted Output Power 79

Appendix C1: -6dB Bandwidth 80

Appendix D1: Maximum Power Spectral Density Level 82

Appendix E1: Band Edge 84

Appendix F1: Conducted RF Spurious Emission 87

12. RIGHT EUT TEST DATA 90

Appendix A2: Duty Cycle 90

Appendix B2: Maximum Peak Conducted Output Power 91

Appendix C2: -6dB Bandwidth 92

Appendix D2: Maximum Power Spectral Density Level 94

Appendix E2: Band Edge 96

Appendix F2: Conducted RF Spurious Emission 99

This report shall not be reproduced except in full, without the written approval of UL Verification Services (Guangzhou) Co., Ltd, Song Shan Lake Branch.

1. ATTESTATION OF TEST RESULTS

Applicant Information

Company Name:	Poppies Iceland LLC
Address:	100 South Juniper, 3rd Floor, Philadelphia, Pennsylvania, 19107 United States

Manufacturer Information

Company Name:	Poppies Iceland LLC
Address:	100 South Juniper, 3rd Floor, Philadelphia, Pennsylvania, 19107 United States

EUT Information

EUT Name:	Digital Media Player
Model:	HM24SR
Sample Received Date:	May 13, 2024
Sample ID:	7198657
Date of Tested:	May 24, 2024 to May 31, 2024

APPLICABLE STANDARDS	
STANDARD	**TEST RESULTS**
CFR 47 FCC PART 15 SUBPART C	**Pass**

Prepared By:

Fanny Huang

Engineer Project Associate

Checked By:

Kebo Zhang

Senior Project Engineer

Approved By:

Stephen Guo

Operations Manager

This report shall not be reproduced except in full, without the written approval of UL Verification Services (Guangzhou) Co., Ltd, Song Shan Lake Branch.

2. TEST METHODOLOGY

All tests were performed in accordance with the standard CFR 47 FCC PART 15 SUBPART C , KDB 558074 D01 15.247 Meas Guidance v05r02, 414788 D01 Radiated Test Site v01r01, CFR 47 FCC Part 2, ANSI C63.10-2013.

3. FACILITIES AND ACCREDITATION

Accreditation Certificate	**A2LA (Certificate No.: 4102.01)** UL Verification Services (Guangzhou) Co., Ltd. Song Shan Lake Branch. has been assessed and proved to be in compliance with A2LA. **FCC (FCC Designation No.: CN1187)** UL Verification Services (Guangzhou) Co., Ltd. Song Shan Lake Branch. Has been recognized to perform compliance testing on equipment subject to the Commission's Declaration of Conformity (DoC) and Certification rules **ISED (Company No.: 21320)** UL Verification Services (Guangzhou) Co., Ltd. Song Shan Lake Branch. has been registered and fully described in a report filed with ISED. The Company Number is 21320 and the test lab Conformity Assessment Body Identifier (CABID) is CN0046. **VCCI (Registration No.: G-20192, C-20153, T-20155 and R-20202)** UL Verification Services (Guangzhou) Co., Ltd. Song Shan Lake Branch. has been assessed and proved to be in compliance with VCCI, the Membership No. is 3793. Facility Name: Chamber D, the VCCI registration No. is G-20192 and R-20202 Shielding Room B, the VCCI registration No. is C-20153 and T-20155

Note 1:
All tests measurement facilities use to collect the measurement data are located at Building 10, Innovation Technology Park, No. 1, Li Bin Road, Song Shan Lake Hi-Tech Development Zone Dongguan, 523808, People's Republic of China.

Note 2:
The test anechoic chamber in UL Verification Services (Guangzhou) Co., Ltd.
Song Shan Lake Branch had been calibrated and compared to the open field sites and the test anechoic chamber is shown to be equivalent to or worst case from the open field site.

Note 3:
For below 30 MHz, lab had performed measurements at test anechoic chamber and comparing to measurements obtained on an open field site. And these measurements below 30 MHz had been correlated to measurements performed on an OFS.

This report shall not be reproduced except in full, without the written approval of UL Verification Services (Guangzhou) Co., Ltd, Song Shan Lake Branch.

4. CALIBRATION AND UNCERTAINTY

4.1. MEASURING INSTRUMENT CALIBRATION

The measuring equipment utilized to perform the tests documented in this report has been calibrated in accordance with the manufacturer's recommendations and is traceable to recognized national standards.

4.2. MEASUREMENT UNCERTAINTY

Where relevant, the following measurement uncertainty levels have been estimated for tests performed on the apparatus:

Test Item	Uncertainty
Conduction emission	3.62 dB
Radiated Emission (Included Fundamental Emission) (9 kHz ~ 30 MHz)	2.2 dB
Radiated Emission (Included Fundamental Emission) (30 MHz ~ 1 GHz)	4.00 dB
Radiated Emission (Included Fundamental Emission) (1 GHz to 26 GHz)	5.78 dB (1 GHz ~ 18 GHz)
	5.23 dB (18 GHz ~ 26 GHz)
Duty Cycle	±0.028%
DTS and 99% Occupied Bandwidth	±0.0196%
Maximum Conducted Output Power	±0.686 dB
Maximum Power Spectral Density Level	±0.743 dB
Conducted Band-edge Compliance	±1.328 dB
Conducted Unwanted Emissions In Non-restricted Frequency Bands	±0.746 dB (9 kHz ~ 1 GHz)
	±1.328dB (1 GHz ~ 26 GHz)
Note: This uncertainty represents an expanded uncertainty expressed at approximately the 95% confidence level using a coverage factor of k=2.	

This report shall not be reproduced except in full, without the written approval of UL Verification Services (Guangzhou) Co., Ltd, Song Shan Lake Branch.

5. EQUIPMENT UNDER TEST

5.1. DESCRIPTION OF EUT

EUT Name	Digital Media Player
EUT Description	The EUT consist of left and right and they have the same circuit diagram, PCB Layout, components and component layout.
Model	HM24SR

Transmit Frequency Range	2406 MHz ~ 2474 MHz
Modulation	GFSK
Normal Test Voltage	AC 120 V, 60 Hz

5.2. CHANNEL LIST

Channel	Frequency (MHz)	Channel	Frequency (MHz)	Channel	Frequency (MHz)	Channel	Frequency (MHz)
1	2406	5	2422	9	2446	13	2462
2	2410	6	2434	10	2450	14	2466
3	2414	7	2438	11	2454	15	2470
4	2418	8	2442	12	2458	16	2474

5.3. MAXIMUM POWER

Model	Test Mode	Frequency (MHz)	Channel Number	Maximum Peak Conducted Output Power (dBm)
Left EUT	GFSK	2406 ~ 2474	1-16[16]	7.79
Right EUT	GFSK	2406 ~ 2474	1-16[16]	7.87

5.4. TEST CHANNEL CONFIGURATION

Test Mode	Test Channel	Frequency
GFSK	CH 1(Low Channel), CH 8(MID Channel), CH 16(High Channel)	2406 MHz, 2442 MHz, 2474 MHz

5.5. THE WORSE CASE POWER SETTING PARAMETER

The Worse Case Power Setting Parameter under 2400 ~ 2483.5MHz Band				
Test Software Version		Telink BDT		
Modulation Type	Transmit Antenna Number	Test Software setting value		
		CH 1	CH 8	CH 16
GFSK	1	8.1	8.1	8.1

This report shall not be reproduced except in full, without the written approval of UL Verification Services (Guangzhou) Co., Ltd, Song Shan Lake Branch.

5.6. DESCRIPTION OF AVAILABLE ANTENNAS

Antenna	Frequency (MHz)	Antenna Type	Maximum Antenna Gain (dBi)
1	2406-2474	PCB	1.91

Test Mode	Transmit and Receive Mode	Description
GFSK	☒1TX, 1RX	Antenna 1 can be used as transmitting/receiving antenna.

Note: The value of the antenna gain was declared by customer.

This report shall not be reproduced except in full, without the written approval of UL Verification Services (Guangzhou) Co., Ltd, Song Shan Lake Branch.

5.7. DESCRIPTION OF TEST SETUP

SUPPORT EQUIPMENT

Item	Equipment	Brand Name	Model Name	Remarks
1	Laptop	Lenovo	XIAOXIN 5000	/

I/O CABLES

Cable No	Port	Connector Type	Cable Type	Cable Length(m)	Remarks
1	AC	/	/	1	/
2	USB	USB	/	/	/

ACCESSORIES

Item	Accessory	Brand Name	Model Name	Description
1	/	/	/	/

TEST SETUP

The EUT can work in engineering mode with a software through a Laptop.

SETUP DIAGRAM FOR TESTS

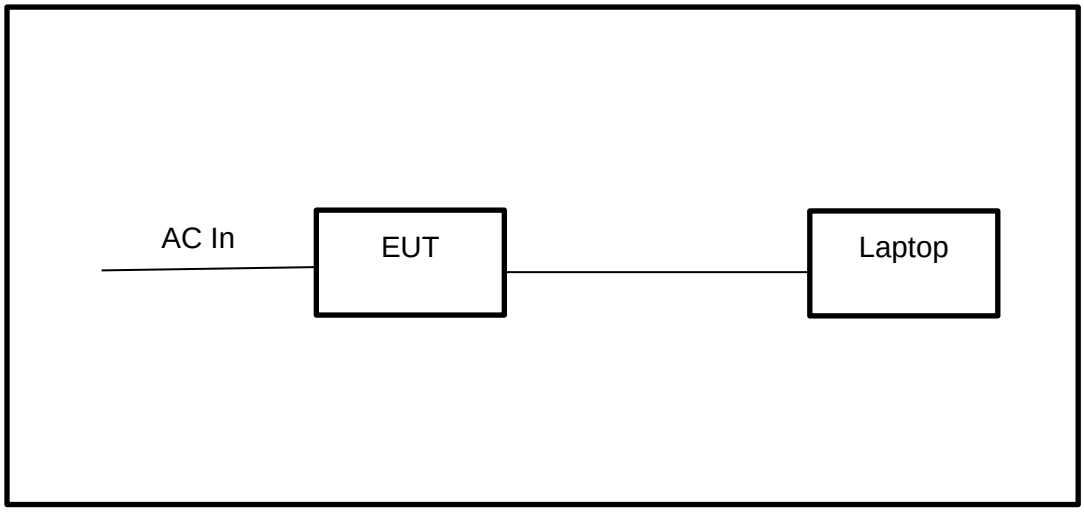

This report shall not be reproduced except in full, without the written approval of UL Verification Services (Guangzhou) Co., Ltd, Song Shan Lake Branch.

6. MEASURING EQUIPMENT AND SOFTWARE USED

R&S TS 8997 Test System					
Equipment	Manufacturer	Model No.	Serial No.	Last Cal.	Due. Date
Power sensor, Power Meter	R&S	OSP120	100921	Mar.25,2024	Mar.24,2025
Vector Signal Generator	R&S	SMBV100A	261637	Oct.12, 2023	Oct.11, 2024
Signal Generator	R&S	SMB100A	178553	Oct.12, 2023	Oct.11, 2024
Signal Analyzer	R&S	FSV40	101118	Oct.12, 2023	Oct.11, 2024

Software			
Description	Manufacturer	Name	Version
For R&S TS 8997 Test System	Rohde & Schwarz	EMC 32	10.60.10

Tonsend RF Test System					
Equipment	Manufacturer	Model No.	Serial No.	Last Cal.	Due. Date
Wideband Radio Communication Tester	R&S	CMW500	155523	Oct.12, 2023	Oct.11, 2024
Wireless Connectivity Tester	R&S	CMW270	1201.0002N75-102	Sep.25, 2023	Sep.24, 2024
PXA Signal Analyzer	Keysight	N9030A	MY55410512	Oct.12, 2023	Oct.11, 2024
MXG Vector Signal Generator	Keysight	N5182B	MY56200284	Oct.12, 2023	Oct.11, 2024
MXG Vector Signal Generator	Keysight	N5172B	MY56200301	Oct.12, 2023	Oct.11, 2024
DC power supply	Keysight	E3642A	MY55159130	Oct.12, 2023	Oct.11, 2024
Temperature & Humidity Chamber	SANMOOD	SG-80-CC-2	2088	Oct.12, 2023	Oct.11, 2024
Attenuator	Aglient	8495B	2814a12853	Oct.12, 2023	Oct.11, 2024
RF Control Unit	Tonscend	JS0806-2	23B80620666	Mar.25,2024	Mar.24,2025

Software			
Description	Manufacturer	Name	Version
Tonsend SRD Test System	Tonsend	JS1120-3 RF Test System	V3.2.22

This report shall not be reproduced except in full, without the written approval of UL Verification Services (Guangzhou) Co., Ltd, Song Shan Lake Branch.

Conducted Emissions					
Equipment	Manufacturer	Model No.	Serial No.	Last Cal.	Due Date
EMI Test Receiver	R&S	ESR3	101961	Oct.13, 2023	Oct.12, 2024
Two-Line V-Network	R&S	ENV216	101983	Oct.13, 2023	Oct.12, 2024
Artificial Mains Networks	Schwarzbeck	NSLK 8126	8126465	Oct.13, 2023	Oct.12, 2024
Software					
Description			Manufacturer	Name	Version
Test Software for Conducted Emissions			Farad	EZ-EMC	Ver. UL-3A1

Radiated Emissions					
Equipment	Manufacturer	Model No.	Serial No.	Last Cal.	Due Date
MXE EMI Receiver	KESIGHT	N9038A	MY56400036	Oct.12, 2023	Oct.11, 2024
Hybrid Log Periodic Antenna	TDK	HLP-3003C	130959	Aug.02, 2021	Aug.01, 2024
Preamplifier	HP	8447D	2944A09099	Oct.12, 2023	Oct.11, 2024
EMI Measurement Receiver	R&S	ESR26	101377	Oct.12, 2023	Oct.11, 2024
Horn Antenna	TDK	HRN-0118	130940	July 20, 2021	July 19, 2024
Preamplifier	TDK	PA-02-0118	TRS-305-00067	Oct.12, 2023	Oct.11, 2024
Horn Antenna	Schwarzbeck	BBHA9170	697	July 20, 2021	July 19, 2024
Preamplifier	TDK	PA-02-2	TRS-307-00003	Oct.12, 2023	Oct.11, 2024
Preamplifier	TDK	PA-02-3	TRS-308-00002	Oct.12, 2023	Oct.11, 2024
Loop antenna	Schwarzbeck	1519B	00008	Dec.14, 2021	Dec.13, 2024
Preamplifier	TDK	PA-02-001-3000	TRS-302-00050	Oct.12, 2023	Oct.11, 2024
High Pass Filter	Wi	WHKX10-2700-3000-18000-40SS	23	Oct.12, 2023	Oct.11, 2024
Band Reject Filter	Wainwright	WRCJV8-2350-2400-2483.5-2533.5-40SS	4	Oct.12, 2023	Oct.11, 2024
Software					
Description			Manufacturer	Name	Version
Test Software for Radiated Emissions			Farad	EZ-EMC	Ver. UL-3A1

This report shall not be reproduced except in full, without the written approval of UL Verification Services (Guangzhou) Co., Ltd, Song Shan Lake Branch.

7. ANTENNA PORT TEST RESULTS

7.1. CONDUCTED OUTPUT POWER

LIMITS

CFR 47 FCC Part15 (15.247) Subpart C			
Section	Test Item	Limit	Frequency Range (MHz)
CFR 47 FCC 15.247(b)(3)	Peak Conduct Output Power	1 watt or 30 dBm	2400-2483.5

TEST PROCEDURE

Connect the EUT to a low loss RF cable from the antenna port to the power sensor (video bandwidth is greater than the occupied bandwidth).
Measure peak emission level, the indicated level is the peak output power, after any corrections for external attenuators and cables.

TEST SETUP

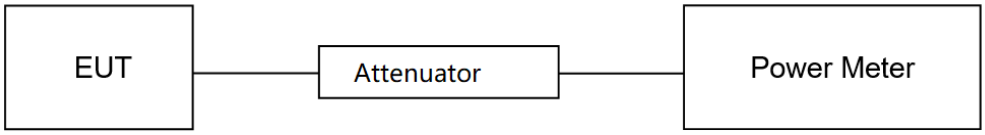

TEST ENVIRONMENT

Temperature	23.6℃	Relative Humidity	58.7%
Atmosphere Pressure	101kPa	Test Voltage	AC 120 V, 60 Hz

TEST RESULTS

Please refer to section "Test Data" - Appendix B1 and B2

This report shall not be reproduced except in full, without the written approval of UL Verification Services (Guangzhou) Co., Ltd, Song Shan Lake Branch.

7.2. 6DB BANDWIDTH

LIMITS

CFR 47 FCC Part15 (15.247) Subpart C			
Section	Test Item	Limit	Frequency Range (MHz)
CFR 47 FCC 15.247(a)(2)	6 dB Bandwidth	≥ 500 kHz	2400-2483.5

TEST PROCEDURE

Refer to ANSI C63.10-2013 clause 11.8 for DTS bandwidth and clause 6.9 for Occupied Bandwidth.

Connect the EUT to the spectrum analyzer and use the following settings:

Center Frequency	The center frequency of the channel under test
Frequency Span	For 6 dB Bandwidth: Enough to capture all products of the modulation carrier emission
Detector	Peak
RBW	For 6 dB Bandwidth: 100 kHz
VBW	For 6 dB Bandwidth: ≥3 × RBW
Trace	Max hold
Sweep	Auto couple

a) Use the 99 % power bandwidth function of the instrument, allow the trace to stabilize and report the measured bandwidth.

b) Allow the trace to stabilize and measure the maximum width of the emission that is constrained by the frequencies associated with the two outermost amplitude points (upper and lower frequencies) that are attenuated by 6 dB relative to the maximum level measured in the fundamental emission.

TEST SETUP

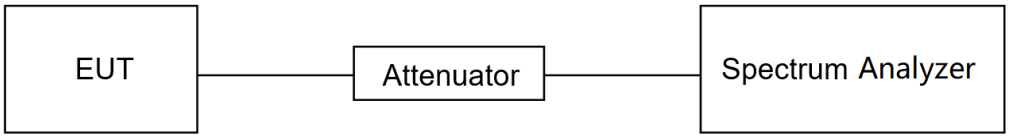

TEST ENVIRONMENT

Temperature	23.6℃	Relative Humidity	58.7%
Atmosphere Pressure	101kPa	Test Voltage	AC 120 V, 60 Hz

This report shall not be reproduced except in full, without the written approval of UL Verification Services (Guangzhou) Co., Ltd, Song Shan Lake Branch.

TEST DATE / ENGINEER

Test Date	May 24, 2024	Test By	Denny Huang

TEST RESULTS

Please refer to section "Test Data" - Appendix C1 & C2

This report shall not be reproduced except in full, without the written approval of UL Verification Services (Guangzhou) Co., Ltd, Song Shan Lake Branch.

7.3. POWER SPECTRAL DENSITY

LIMITS

CFR 47 FCC Part15 (15.247) Subpart C			
Section	Test Item	Limit	Frequency Range (MHz)
CFR 47 FCC §15.247 (e)	Power Spectral Density	8 dBm in any 3 kHz band	2400-2483.5

TEST PROCEDURE

Refer to ANSI C63.10-2013 clause 11.10.2.

Connect the EUT to the spectrum analyzer and use the following settings:

Center Frequency	The center frequency of the channel under test
Detector	Peak
RBW	3 kHz ≤ RBW ≤ 100 kHz
VBW	≥3 × RBW
Span	1.5 x DTS bandwidth
Trace	Max hold
Sweep time	Auto couple

Allow trace to fully stabilize and use the peak marker function to determine the maximum amplitude level within the RBW.
If measured value exceeds limit, reduce RBW (no less than 3 kHz) and repeat.

TEST SETUP

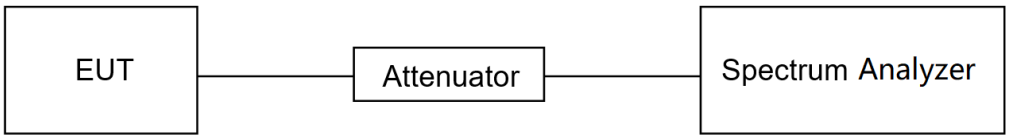

TEST ENVIRONMENT

Temperature	23.6℃	Relative Humidity	58.7%
Atmosphere Pressure	101kPa	Test Voltage	AC 120 V, 60 Hz

TEST RESULTS

Please refer to section "Test Data" - Appendix D1 and D2

This report shall not be reproduced except in full, without the written approval of UL Verification Services (Guangzhou) Co., Ltd, Song Shan Lake Branch.

7.4. CONDUCTED BAND EDGE AND SPURIOUS EMISSION

LIMITS

CFR 47 FCC Part15 (15.247) Subpart C		
Section	Test Item	Limit
CFR 47 FCC §15.247 (d)	Conducted Bandedge and Spurious Emissions	at least 30 dB below that in the 100 kHz bandwidth within the band that contains the highest level of the desired power

TEST PROCEDURE

Refer to ANSI C63.10-2013 clause 11.11 and 11.13.

Connect the EUT to the spectrum analyzer and use the following settings for reference level measurement:

Center Frequency	The center frequency of the channel under test
Detector	Peak
RBW	100 kHz
VBW	≥3 × RBW
Span	1.5 x DTS bandwidth
Trace	Max hold
Sweep time	Auto couple.

Allow trace to fully stabilize and use the peak marker function to determine the maximum PSD level.
Change the settings for emission level measurement:

Span	Set the center frequency and span to encompass frequency range to be measured
Detector	Peak
RBW	100 kHz
VBW	≥3 × RBW
measurement points	≥span/RBW
Trace	Max hold
Sweep time	Auto couple.

Allow trace to fully stabilize and use the peak marker function to determine the maximum PSD level. Ensure that the amplitude of all unwanted emissions outside of the authorized frequency band (excluding restricted frequency bands) is attenuated by at least the minimum requirements specified in 11.11.

This report shall not be reproduced except in full, without the written approval of UL Verification Services (Guangzhou) Co., Ltd, Song Shan Lake Branch.

TEST SETUP

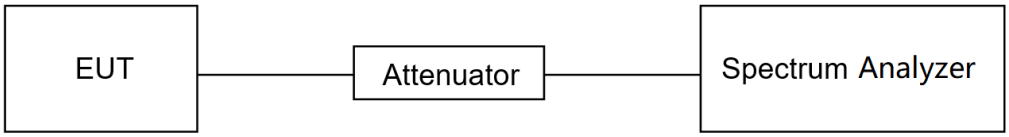

TEST ENVIRONMENT

Temperature	23.6℃	Relative Humidity	58.7%
Atmosphere Pressure	101kPa	Test Voltage	AC 120 V, 60 Hz

TEST RESULTS

Please refer to section "Test Data" - Appendix E1, F1, E2 and F2

This report shall not be reproduced except in full, without the written approval of UL Verification Services (Guangzhou) Co., Ltd, Song Shan Lake Branch.

7.5. DUTY CYCLE

LIMITS

None; for reporting purposes only.

TEST PROCEDURE

Refer to ANSI C63.10-2013 clause 11.6 Zero – Span Spectrum Analyzer method.

TEST SETUP

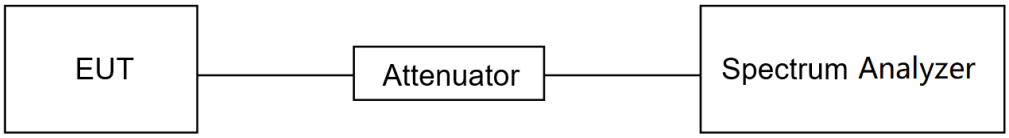

TEST ENVIRONMENT

Temperature	23.6℃	Relative Humidity	58.7%
Atmosphere Pressure	101kPa	Test Voltage	AC 120 V, 60 Hz

TEST RESULTS

Please refer to section "Test Data" - Appendix A1 and A2

This report shall not be reproduced except in full, without the written approval of UL Verification Services (Guangzhou) Co., Ltd, Song Shan Lake Branch.

8. RADIATED TEST RESULTS

LIMITS

Please refer to CFR 47 FCC §15.205 and §15.209.

Radiation Disturbance Test Limit for FCC (Class B) (9 kHz ~ 1 GHz)

Emissions radiated outside of the specified frequency bands above 30 MHz			
Frequency Range (MHz)	Field Strength Limit (uV/m) at 3 m	Field Strength Limit (dBuV/m) at 3 m	
		Quasi-Peak	
30 - 88	100	40	
88 - 216	150	43.5	
216 - 960	200	46	
Above 960	500	54	
Above 1000	500	Peak	Average
		74	54

FCC Emissions radiated outside of the specified frequency bands below 30 MHz		
Frequency (MHz)	Field strength (microvolts/meter)	Measurement distance (meters)
0.009-0.490	2400/F(kHz)	300
0.490-1.705	24000/F(kHz)	30
1.705-30.0	30	30

This report shall not be reproduced except in full, without the written approval of UL Verification Services (Guangzhou) Co., Ltd, Song Shan Lake Branch.

FCC Restricted bands of operation refer to FCC §15.205 (a):

MHz	MHz	MHz	GHz
0.090-0.110	16.42-16.423	399.9-410	4.5-5.15
[1]0.495-0.505	16.69475-16.69525	608-614	5.35-5.46
2.1735-2.1905	16.80425-16.80475	960-1240	7.25-7.75
4.125-4.128	25.5-25.67	1300-1427	8.025-8.5
4.17725-4.17775	37.5-38.25	1435-1626.5	9.0-9.2
4.20725-4.20775	73-74.6	1645.5-1646.5	9.3-9.5
6.215-6.218	74.8-75.2	1660-1710	10.6-12.7
6.26775-6.26825	108-121.94	1718.8-1722.2	13.25-13.4
6.31175-6.31225	123-138	2200-2300	14.47-14.5
8.291-8.294	149.9-150.05	2310-2390	15.35-16.2
8.362-8.366	156.52475-156.52525	2483.5-2500	17.7-21.4
8.37625-8.38675	156.7-156.9	2690-2900	22.01-23.12
8.41425-8.41475	162.0125-167.17	3260-3267	23.6-24.0
12.29-12.293	167.72-173.2	3332-3339	31.2-31.8
12.51975-12.52025	240-285	3345.8-3358	36.43-36.5
12.57675-12.57725	322-335.4	3600-4400	([2])
13.36-13.41			

Note: [1]Until February 1, 1999, this restricted band shall be 0.490-0.510 MHz.
[2]Above 38.6c

This report shall not be reproduced except in full, without the written approval of UL Verification Services (Guangzhou) Co., Ltd, Song Shan Lake Branch.

TEST PROCEDURE

Below 30 MHz

The setting of the spectrum analyzer

RBW	200 Hz (From 9 kHz to 0.15 MHz)/ 9 kHz (From 0.15 MHz to 30 MHz)
VBW	200 Hz (From 9 kHz to 0.15 MHz)/ 9 kHz (From 0.15 MHz to 30 MHz)
Sweep	Auto

1. The testing follows the guidelines in ANSI C63.10-2013 clause 6.4.

2. The EUT was arranged to its worst case and then turntable (from 0 degree to 360 degrees) to find the maximum reading. A pre-amp and a high pass filter are used for the test in order to get better signal level. Both Horizontal, Face-on and Face-off polarizations of the antenna are set to make the measurement.

3. The EUT was placed on a turntable with 80 cm above ground.

4. The EUT was set 3 meters from the interference receiving antenna, which was mounted on the top of a 1 m height antenna tower.

5. The radiated emission limits are based on measurements employing a CISPR quasi-peak detector except for the frequency bands 9-90 kHz, 110-490 kHz and above 1000 MHz Radiated emission limits in these three bands are based on measurements employing an average detector.

6. For measurement below 1 GHz, the initial step in collecting conducted emission data is a spectrum analyzer peak detector mode pre-scanning the measurement frequency range. Significant peaks are then marked and then Quasi Peak and average detector mode re-measured. If the emission level of the EUT measured by the peak detector is 3 dB lower than the applicable limit, the peak emission level will be reported. Otherwise, the emission measurement will be repeated using the quasi-peak and average detector and reported.

7. Although these tests were performed other than open field site, adequate comparison measurements were confirmed against 30m open field site. Therefore sufficient tests were made to demonstrate that the alternative site produces results that correlate with the ones of tests made in an open field site based on KDB 414788.

8. The limits in CFR 47, Part 15, Subpart C, paragraph 15.209 (a), are identical to those in RSS-GEN Section 8.9, Table 6, since the measurements are performed in terms of magnetic field strength and converted to electric field strength levels (as reported in the table) using the free space impedance of 377Ω. For example, the measurement frequency X kHz resulted in a level of Y dBuV/m, which is equivalent to Y-51.5 = Z dBuA/m, which has the same margin, W dB, to the corresponding RSS-GEN Table 6 limit as it has to be 15.209(a) limit.

This report shall not be reproduced except in full, without the written approval of UL Verification Services (Guangzhou) Co., Ltd, Song Shan Lake Branch.

Below 1 GHz and above 30 MHz

The setting of the spectrum analyzer

RBW	120 kHz
VBW	300 kHz
Sweep	Auto
Detector	Peak/QP
Trace	Max hold

1. The testing follows the guidelines in ANSI C63.10-2013 clause 6.5.

2. The EUT was arranged to its worst case and then tune the antenna tower (from 1 m to 4 m) and turntable (from 0 degree to 360 degrees) to find the maximum reading. A pre-amp and a high pass filter are used for the test in order to get better signal level. Both horizontal and vertical polarizations of the antenna are set to make the measurement.

3. The EUT was placed on a turntable with 80 cm above ground.

4. The EUT was set 3 meters from the interference receiving antenna, which was mounted on the top of a variable height antenna tower.

5. For measurement below 1 GHz, the initial step in collecting conducted emission data is a spectrum analyzer peak detector mode pre-scanning the measurement frequency range. Significant peaks are then marked and then Quasi Peak detector mode re-measured. If the emission level of the EUT measured by the peak detector is 3 dB lower than the applicable limit, the peak emission level will be reported. Otherwise, the emission measurement will be repeated using the quasi-peak detector and reported.

This report shall not be reproduced except in full, without the written approval of UL Verification Services (Guangzhou) Co., Ltd, Song Shan Lake Branch.

Above 1 GHz

The setting of the spectrum analyzer

RBW	1 MHz
VBW	PEAK: 3 MHz AVG: see note 6
Sweep	Auto
Detector	Peak
Trace	Max hold

1. The testing follows the guidelines in ANSI C63.10-2013 clause 6.6.

2. The EUT was arranged to its worst case and then tune the antenna tower (from 1 m to 4 m) and turntable (from 0 degree to 360 degrees) to find the maximum reading. A pre-amp and a high pass filter are used for the test in order to get better signal level. Both horizontal and vertical polarizations of the antenna are set to make the measurement.

3. The EUT was placed on a turntable with 1.5 m above ground.

4. The EUT was set 3 meters from the interference receiving antenna, which was mounted on the top of a variable height antenna tower.

5. For measurement above 1 GHz, the emission measurement will be measured by the peak detector. This peak level, once corrected, must comply with the limit specified in Section 15.209.

6. For measurements above 1 GHz the resolution bandwidth is set to 1 MHz, then the video bandwidth is set to 3 MHz for peak measurements and 1 MHz resolution bandwidth with 1/T video bandwidth with peak detector for average measurements. For the Duty Cycle please refer to clause 7.5. ON TIME AND DUTY CYCLE.

X axis, Y axis, Z axis positions:

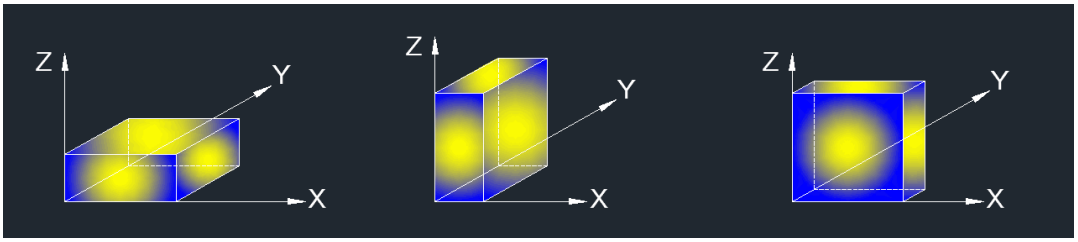

Note: For all radiated test, EUT in each of three orthogonal axis emissions had been tested, but only the worst case (X axis) data recorded in the report.

This report shall not be reproduced except in full, without the written approval of UL Verification Services (Guangzhou) Co., Ltd, Song Shan Lake Branch.

For Restricted Bandedge:
Note:
1. Measurement = Reading Level + Correct Factor.
2. If the peak values are less than the average limit of 54 dBuV/m, the average result is deemed to comply with average limit.
3. PK=Peak: Peak detector.
4. AV=Average: VBW=1/Ton, where: Ton is the transmitting duration.
5. For the transmitting duration, please refer to clause 7.5.
6. Only the worst data was recorded, if it complies with the limit, the other emissions deemed to comply with the limit.
7. Both horizontal and vertical have been tested, only the worst data was recorded in the report.
8. All modes have been tested, but only the worst data was recorded in the report.

For Radiate Spurious emission (9 kHz ~ 30 MHz):
Note:
1. Measurement = Reading Level + Correct Factor.
2. If the peak values are less than the QP limit, the QP result is deemed to comply with QP limit.
3. All 3 polarizations (Horizontal, Face-on and Face-off) of the loop antenna had been tested, but only the worst data recorded in the report.
4. All modes have been tested, but only the worst data was recorded in the report.
5. dBuA/m= dBuV/m- 20Log10[120π] = dBuV/m- 51.5

For Radiate Spurious Emission (30 MHz ~ 1 GHz):
Note:
1. Result Level = Read Level + Correct Factor.
2. If the peak values are less than the QP limit, the QP result is deemed to comply with QP limit.
3. All modes have been tested, but only the worst data was recorded in the report.

For Radiate Spurious Emission (1 GHz ~ 3 GHz):
Note:
1. Measurement = Reading Level + Correct Factor.
2. If the peak values are less than the average limit of 54 dBuV/m, the average result is deemed to comply with average limit.
3. Peak: Peak detector.
4. AVG: VBW=1/Ton, where: Ton is the transmitting duration.
5. For the transmitting duration, please refer to clause 7.5.
6. Filter losses were only considered in the spurious frequency bands and the authorized band was not corrected for Band reject filter losses.
7. Proper operation of the transmitter prior to adding the filter to the measurement chain.
8. All modes have been tested, but only the worst data was recorded in the report.

This report shall not be reproduced except in full, without the written approval of UL Verification Services (Guangzhou) Co., Ltd, Song Shan Lake Branch.

For Radiate Spurious Emission (3 GHz ~ 18 GHz):
Note:
1. Peak Result = Reading Level + Correct Factor.
2. If the peak values are less than the average limit of 54 dBuV/m, the average result is deemed to comply with average limit.
3. Peak: Peak detector.
4. AVG: VBW=1/Ton, where: Ton is the transmitting duration.
5. For the transmitting duration, please refer to clause 7.5.
6. Filter losses were only considered in the spurious frequency bands and the authorized band was not corrected for High Pass Filter losses.
7. Proper operation of the transmitter prior to adding the filter to the measurement chain.
8. All modes have been tested, but only the worst data was recorded in the report.

For Radiate Spurious emission (18 GHz ~ 26 GHz):
Note:
1. Measurement = Reading Level + Correct Factor.
2. If the peak values are less than the average limit of 54 dBuV/m, the average result is deemed to comply with average limit.
3. Peak: Peak detector.
4. All modes have been tested, but only the worst data was recorded in the report.

This report shall not be reproduced except in full, without the written approval of UL Verification Services (Guangzhou) Co., Ltd, Song Shan Lake Branch.

TEST SETUP

Below 30 MHz

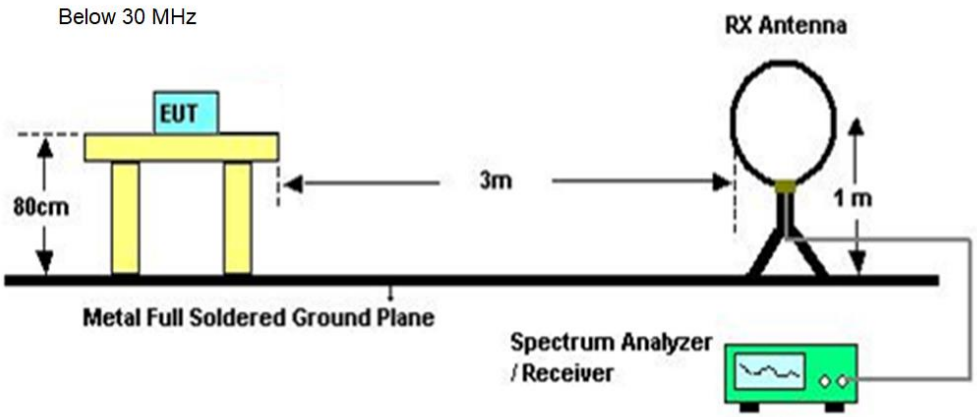

Below 1 GHz and above 30 MHz

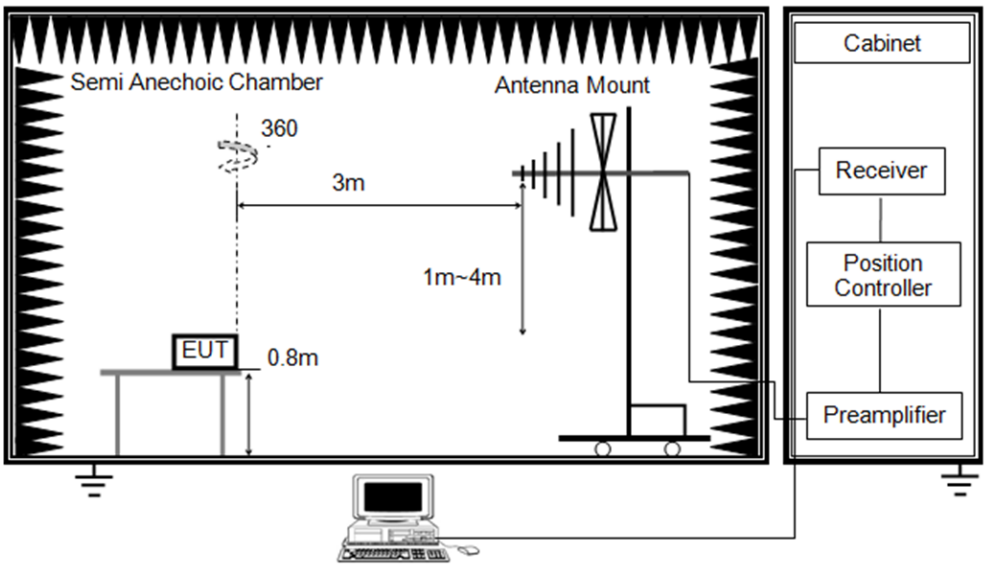

Above 1 GHz

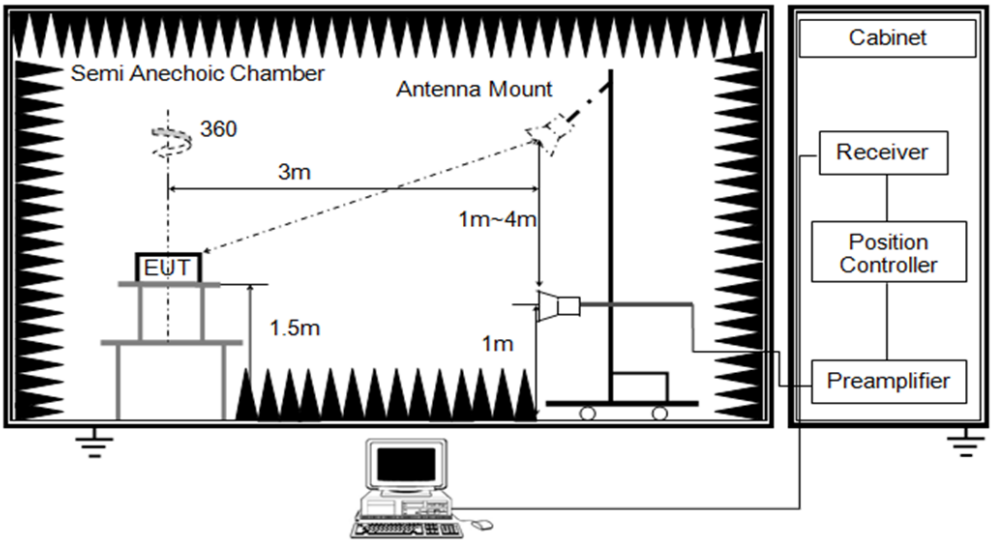

This report shall not be reproduced except in full, without the written approval of UL Verification Services (Guangzhou) Co., Ltd, Song Shan Lake Branch.

TEST ENVIRONMENT

Temperature	21.7℃	Relative Humidity	61.8%
Atmosphere Pressure	101kPa	Test Voltage	AC 120 V, 60 Hz

LEFT EUT TEST RESULTS

This report shall not be reproduced except in full, without the written approval of UL Verification Services (Guangzhou) Co., Ltd, Song Shan Lake Branch.

8.1. RESTRICTED BANDEDGE

Test Mode:	2.4GHz SRD PK	Frequency(MHz):	2406
Polarity:	Vertical	Test Voltage:	AC 120 V, 60 Hz

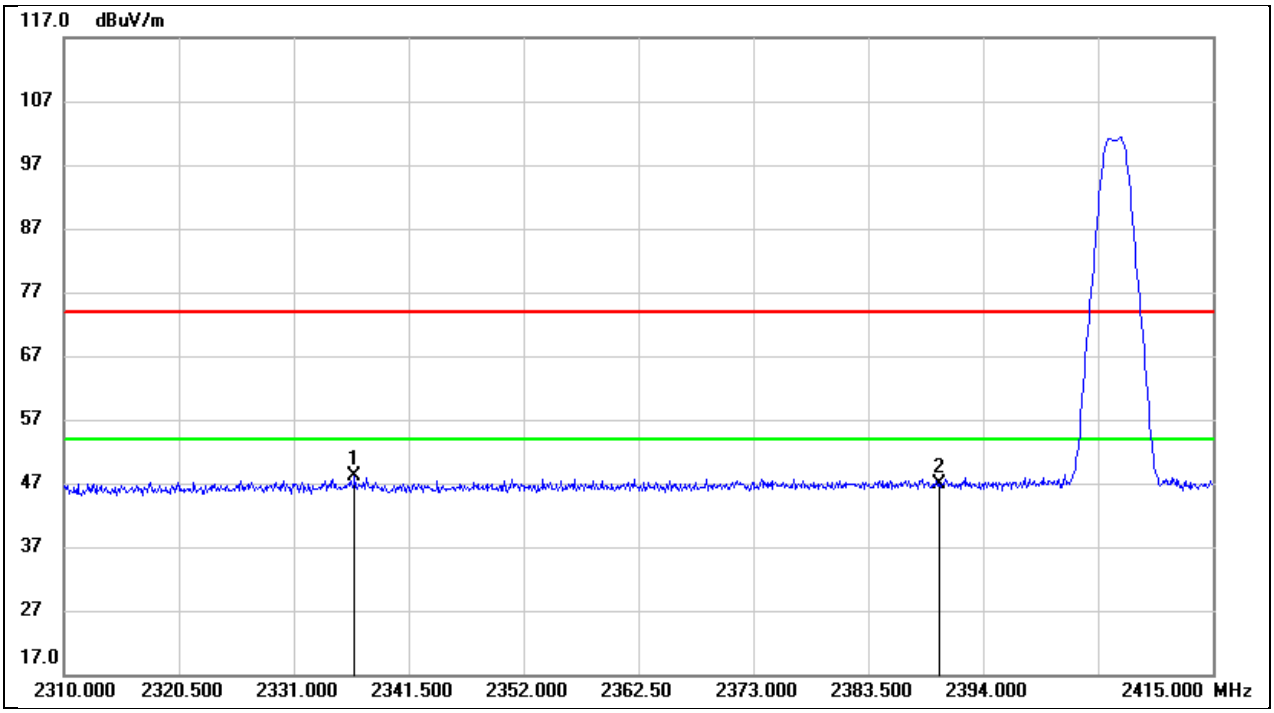

No.	Frequency (MHz)	Reading (dBuV)	Correct (dB/m)	Result (dBuV/m)	Limit (dBuV/m)	Margin (dB)	Remark
1	2336.565	15.43	32.64	48.07	74.00	-25.93	peak
2	2390.000	13.98	32.92	46.90	74.00	-27.10	peak

This report shall not be reproduced except in full, without the written approval of UL Verification Services (Guangzhou) Co., Ltd, Song Shan Lake Branch.

Test Mode:	2.4GHz SRD PK	Frequency(MHz):	2476
Polarity:	Vertical	Test Voltage:	AC 120 V, 60 Hz

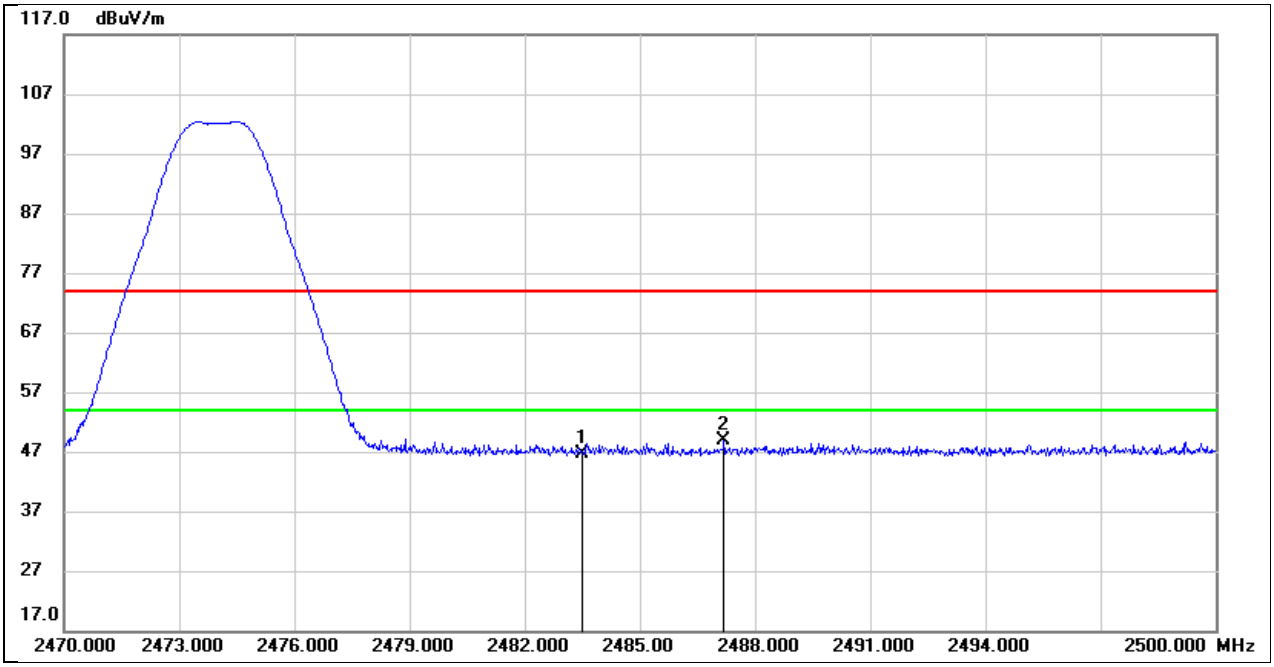

No.	Frequency (MHz)	Reading (dBuV)	Correct (dB/m)	Result (dBuV/m)	Limit (dBuV/m)	Margin (dB)	Remark
1	2483.500	13.66	32.94	46.60	74.00	-27.40	peak
2	2487.190	15.88	32.94	48.82	74.00	-25.18	peak

This report shall not be reproduced except in full, without the written approval of UL Verification Services (Guangzhou) Co., Ltd, Song Shan Lake Branch.

8.2. SPURIOUS EMISSIONS (1 GHZ ~ 3 GHZ)

Test Mode:	2.4GHz SRD	Frequency(MHz):	2406
Polarity:	Horizontal	Test Voltage:	AC 120 V, 60 Hz

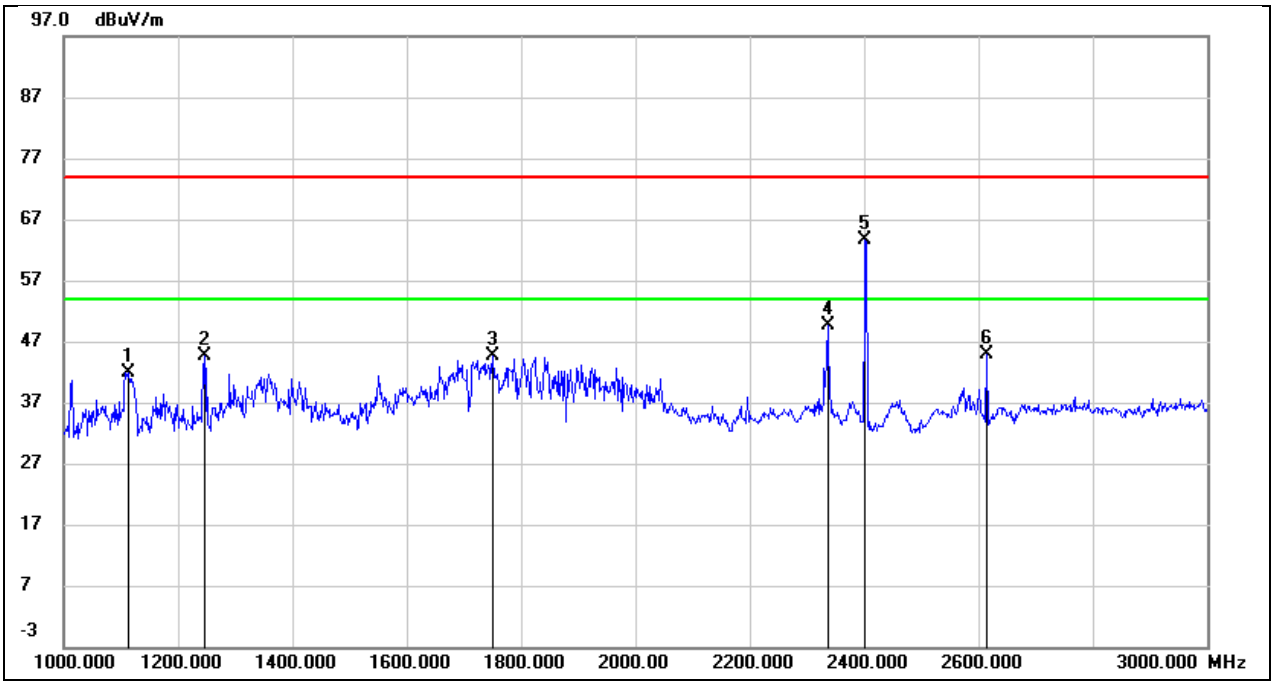

No.	Frequency (MHz)	Reading (dBuV)	Correct (dB/m)	Result (dBuV/m)	Limit (dBuV/m)	Margin (dB)	Remark
1	1112.000	55.33	-13.42	41.91	74.00	-32.09	peak
2	1246.000	57.26	-12.58	44.68	74.00	-29.32	peak
3	1750.000	55.19	-10.47	44.72	74.00	-29.28	peak
4	2336.000	57.44	-7.87	49.57	74.00	-24.43	peak
5	2406.000	71.13	-7.40	63.73	/	/	Fundamental
6	2614.000	52.54	-7.61	44.93	74.00	-29.07	peak

This report shall not be reproduced except in full, without the written approval of UL Verification Services (Guangzhou) Co., Ltd, Song Shan Lake Branch.

Test Mode:	2.4GHz SRD	Frequency(MHz):	2406
Polarity:	Vertical	Test Voltage:	AC 120 V, 60 Hz

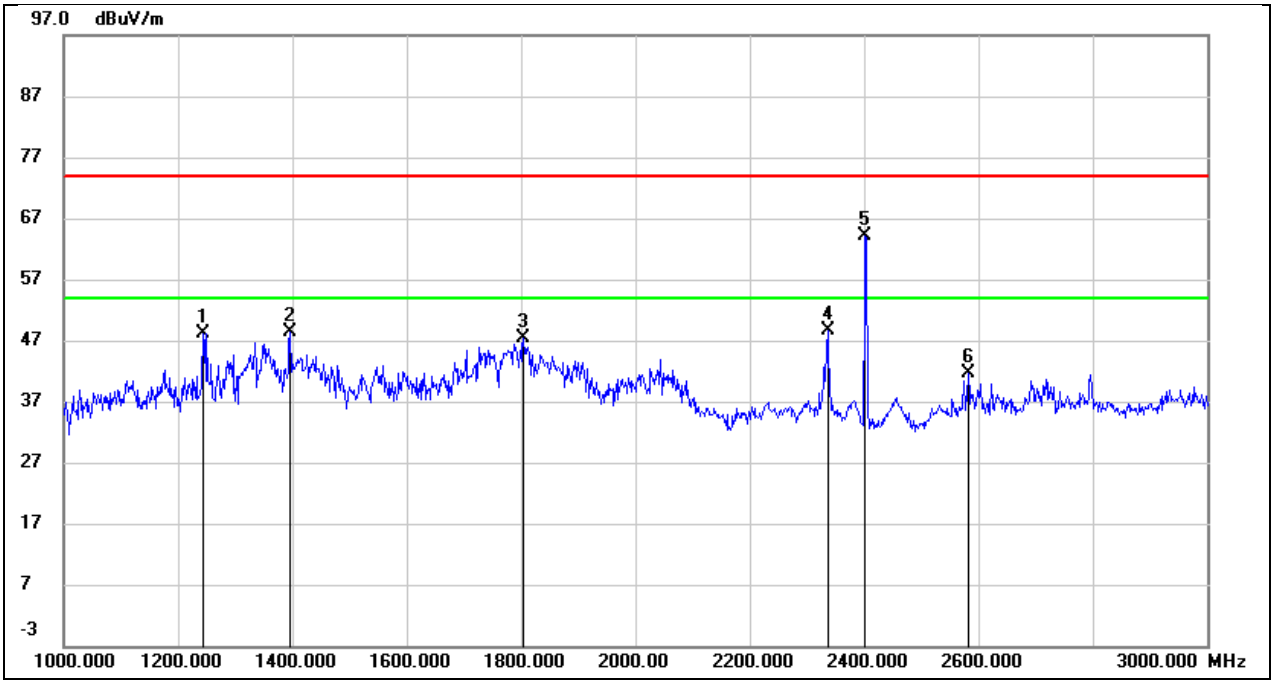

No.	Frequency (MHz)	Reading (dBuV)	Correct (dB/m)	Result (dBuV/m)	Limit (dBuV/m)	Margin (dB)	Remark
1	1244.000	60.79	-12.59	48.20	74.00	-25.80	peak
2	1396.000	60.67	-12.41	48.26	74.00	-25.74	peak
3	1804.000	57.69	-10.24	47.45	74.00	-26.55	peak
4	2336.000	56.56	-7.87	48.69	74.00	-25.31	peak
5	2406.000	71.46	-7.40	64.06	/	/	Fundamental
6	2582.000	49.30	-7.64	41.66	74.00	-32.34	peak

This report shall not be reproduced except in full, without the written approval of UL Verification Services (Guangzhou) Co., Ltd, Song Shan Lake Branch.

Test Mode:	2.4GHz SRD	Frequency(MHz):	2442
Polarity:	Horizontal	Test Voltage:	AC 120 V, 60 Hz

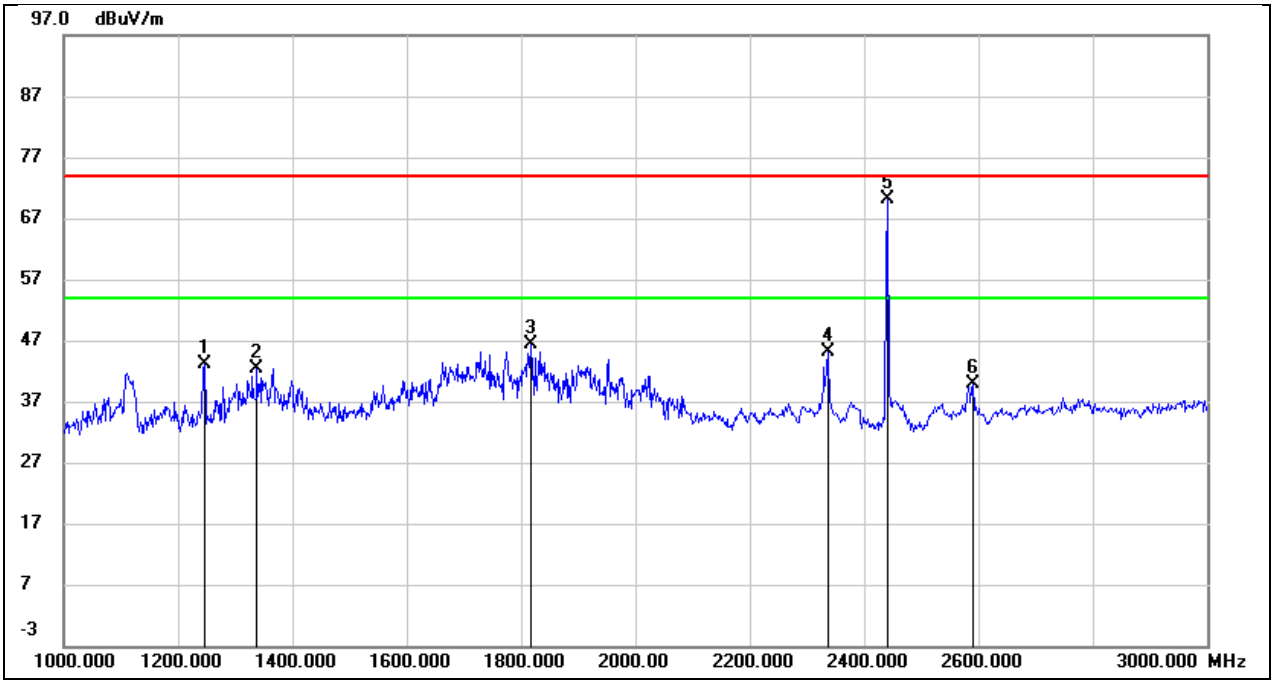

No.	Frequency (MHz)	Reading (dBuV)	Correct (dB/m)	Result (dBuV/m)	Limit (dBuV/m)	Margin (dB)	Remark
1	1246.000	55.74	-12.58	43.16	74.00	-30.84	peak
2	1338.000	54.85	-12.48	42.37	74.00	-31.63	peak
3	1816.000	56.67	-10.23	46.44	74.00	-27.56	peak
4	2336.000	52.95	-7.87	45.08	74.00	-28.92	peak
5	2442.000	77.61	-7.44	70.17	/	/	Fundamental
6	2590.000	47.67	-7.67	40.00	74.00	-34.00	peak

This report shall not be reproduced except in full, without the written approval of UL Verification Services (Guangzhou) Co., Ltd, Song Shan Lake Branch.

Test Mode:	2.4GHz SRD	Frequency(MHz):	2442
Polarity:	Vertical	Test Voltage:	AC 120 V, 60 Hz

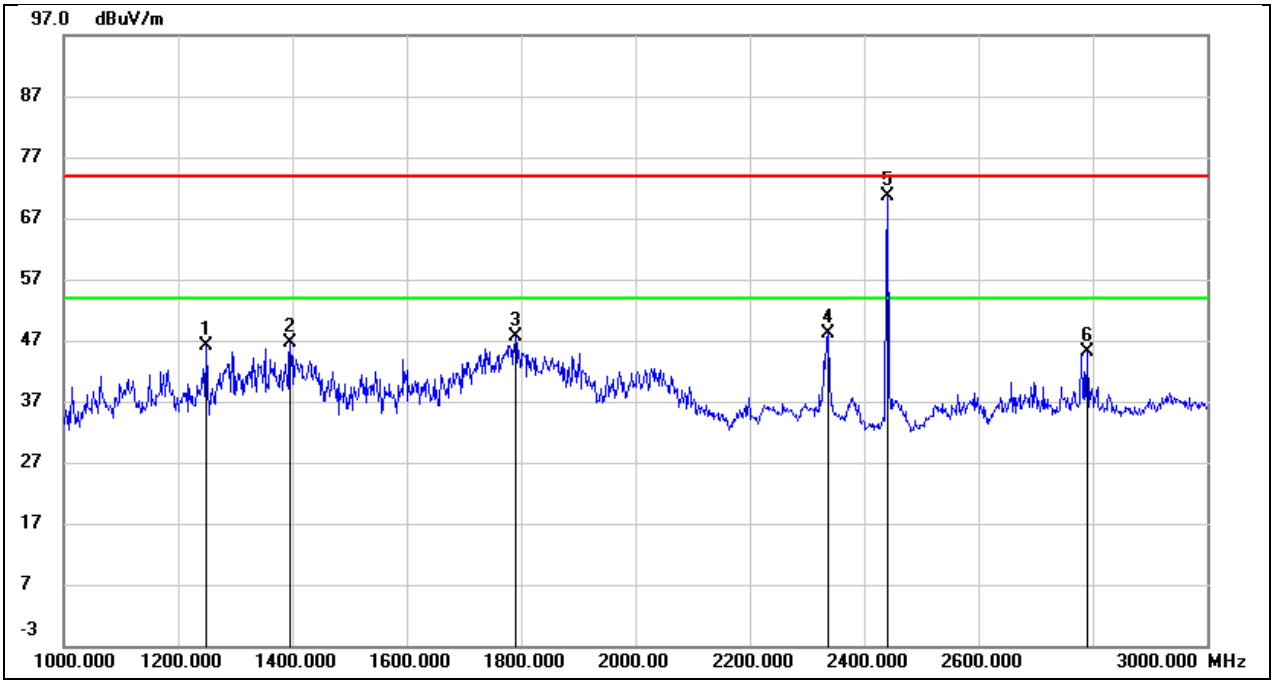

No.	Frequency (MHz)	Reading (dBuV)	Correct (dB/m)	Result (dBuV/m)	Limit (dBuV/m)	Margin (dB)	Remark
1	1250.000	58.74	-12.58	46.16	74.00	-27.84	peak
2	1396.000	59.06	-12.41	46.65	74.00	-27.35	peak
3	1790.000	57.90	-10.28	47.62	74.00	-26.38	peak
4	2336.000	56.06	-7.87	48.19	74.00	-25.81	peak
5	2442.000	78.15	-7.44	70.71	/	/	Fundamental
6	2790.000	52.07	-6.85	45.22	74.00	-28.78	peak

This report shall not be reproduced except in full, without the written approval of UL Verification Services (Guangzhou) Co., Ltd, Song Shan Lake Branch.

Test Mode:	2.4GHz SRD	Frequency(MHz):	2474
Polarity:	Horizontal	Test Voltage:	AC 120 V, 60 Hz

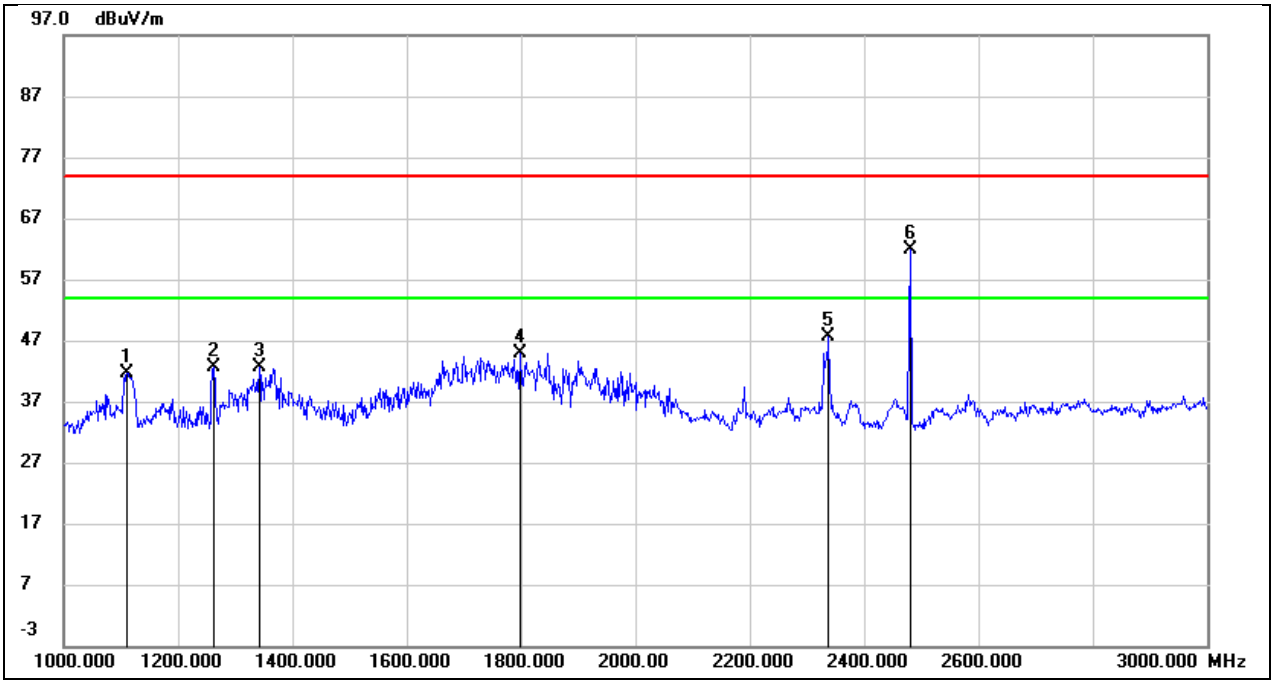

No.	Frequency (MHz)	Reading (dBuV)	Correct (dB/m)	Result (dBuV/m)	Limit (dBuV/m)	Margin (dB)	Remark
1	1110.000	55.01	-13.44	41.57	74.00	-32.43	peak
2	1262.000	55.24	-12.57	42.67	74.00	-31.33	peak
3	1342.000	55.15	-12.48	42.67	74.00	-31.33	peak
4	1798.000	55.20	-10.24	44.96	74.00	-29.04	peak
5	2338.000	55.43	-7.85	47.58	74.00	-26.42	peak
6	2474.000	69.33	-7.48	61.85	/	/	Fundamental

This report shall not be reproduced except in full, without the written approval of UL Verification Services (Guangzhou) Co., Ltd, Song Shan Lake Branch.

Test Mode:	2.4GHz SRD	Frequency(MHz):	2474
Polarity:	Vertical	Test Voltage:	AC 120 V, 60 Hz

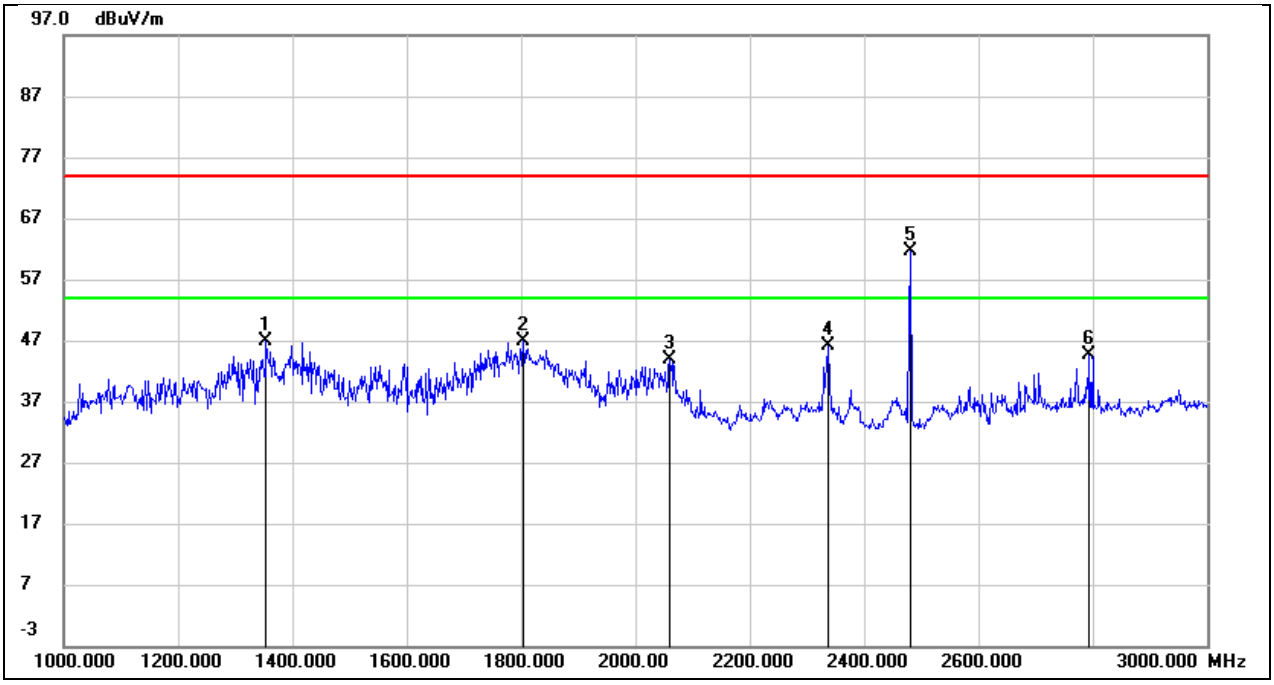

No.	Frequency (MHz)	Reading (dBuV)	Correct (dB/m)	Result (dBuV/m)	Limit (dBuV/m)	Margin (dB)	Remark
1	1354.000	59.41	-12.47	46.94	74.00	-27.06	peak
2	1804.000	57.02	-10.24	46.78	74.00	-27.22	peak
3	2060.000	53.66	-9.74	43.92	74.00	-30.08	peak
4	2338.000	54.01	-7.85	46.16	74.00	-27.84	peak
5	2474.000	69.15	-7.48	61.67	/	/	Fundamental
6	2794.000	51.43	-6.82	44.61	74.00	-29.39	peak

This report shall not be reproduced except in full, without the written approval of UL Verification Services (Guangzhou) Co., Ltd, Song Shan Lake Branch.

8.3. SPURIOUS EMISSIONS (3 GHZ ~ 18 GHZ)

Test Mode:	2.4GHz SRD	Frequency(MHz):	2406
Polarity:	Horizontal	Test Voltage:	AC 120 V, 60 Hz

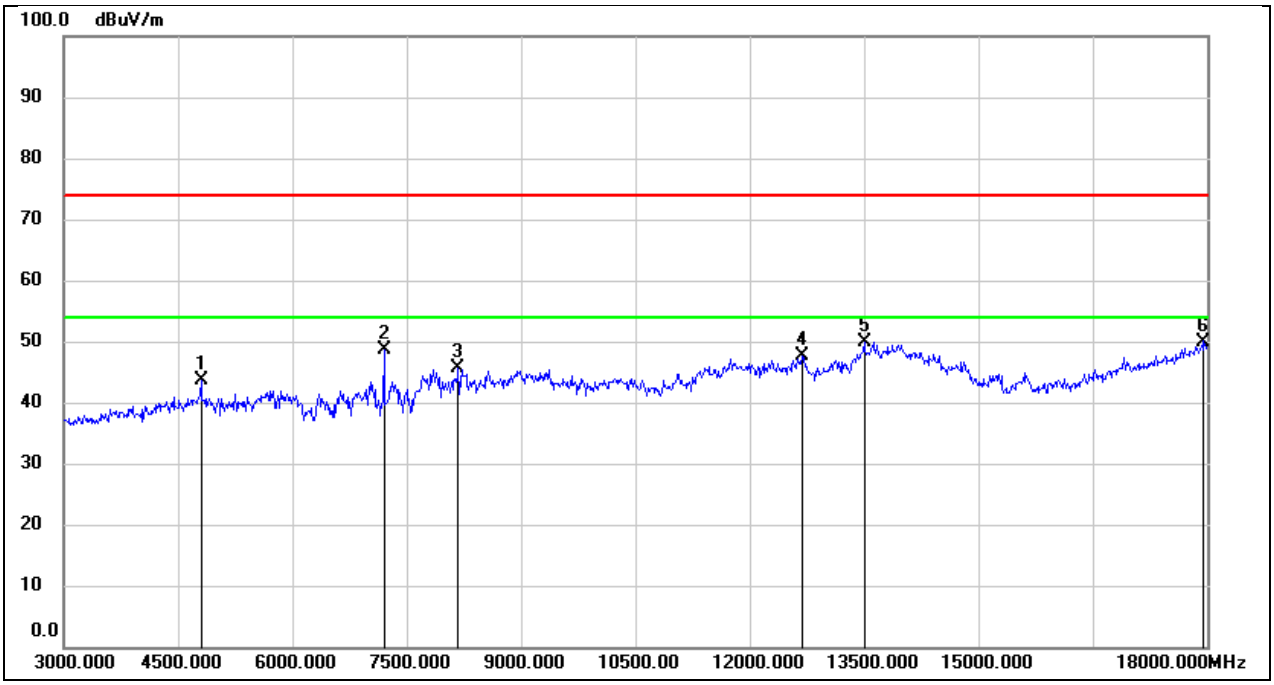

No.	Frequency (MHz)	Reading (dBuV)	Correct (dB/m)	Result (dBuV/m)	Limit (dBuV/m)	Margin (dB)	Remark
1	4800.000	43.23	0.46	43.69	74.00	-30.31	peak
2	7200.000	42.43	6.26	48.69	74.00	-25.31	peak
3	8175.000	37.05	8.64	45.69	74.00	-28.31	peak
4	12690.000	28.95	18.60	47.55	74.00	-26.45	peak
5	13500.000	28.28	21.69	49.97	74.00	-24.03	peak
6	17955.000	23.34	26.66	50.00	74.00	-24.00	peak

This report shall not be reproduced except in full, without the written approval of UL Verification Services (Guangzhou) Co., Ltd, Song Shan Lake Branch.

Test Mode:	2.4GHz SRD	Frequency(MHz):	2406
Polarity:	Vertical	Test Voltage:	AC 120 V, 60 Hz

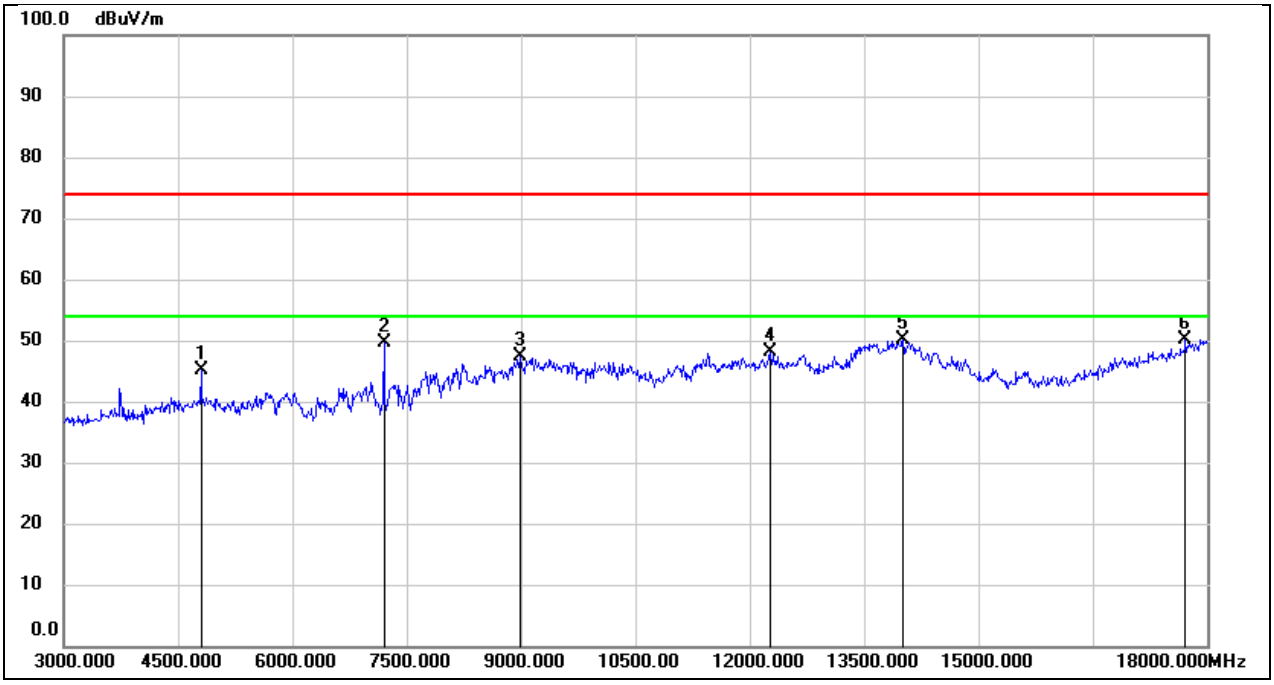

No.	Frequency (MHz)	Reading (dBuV)	Correct (dB/m)	Result (dBuV/m)	Limit (dBuV/m)	Margin (dB)	Remark
1	4800.000	44.70	0.46	45.16	74.00	-28.84	peak
2	7200.000	43.47	6.26	49.73	74.00	-24.27	peak
3	8985.000	36.40	10.97	47.37	74.00	-26.63	peak
4	12270.000	29.55	18.55	48.10	74.00	-25.90	peak
5	14010.000	27.40	22.73	50.13	74.00	-23.87	peak
6	17715.000	24.92	25.31	50.23	74.00	-23.77	peak

This report shall not be reproduced except in full, without the written approval of UL Verification Services (Guangzhou) Co., Ltd, Song Shan Lake Branch.

Test Mode:	2.4GHz SRD	Frequency(MHz):	2442
Polarity:	Horizontal	Test Voltage:	AC 120 V, 60 Hz

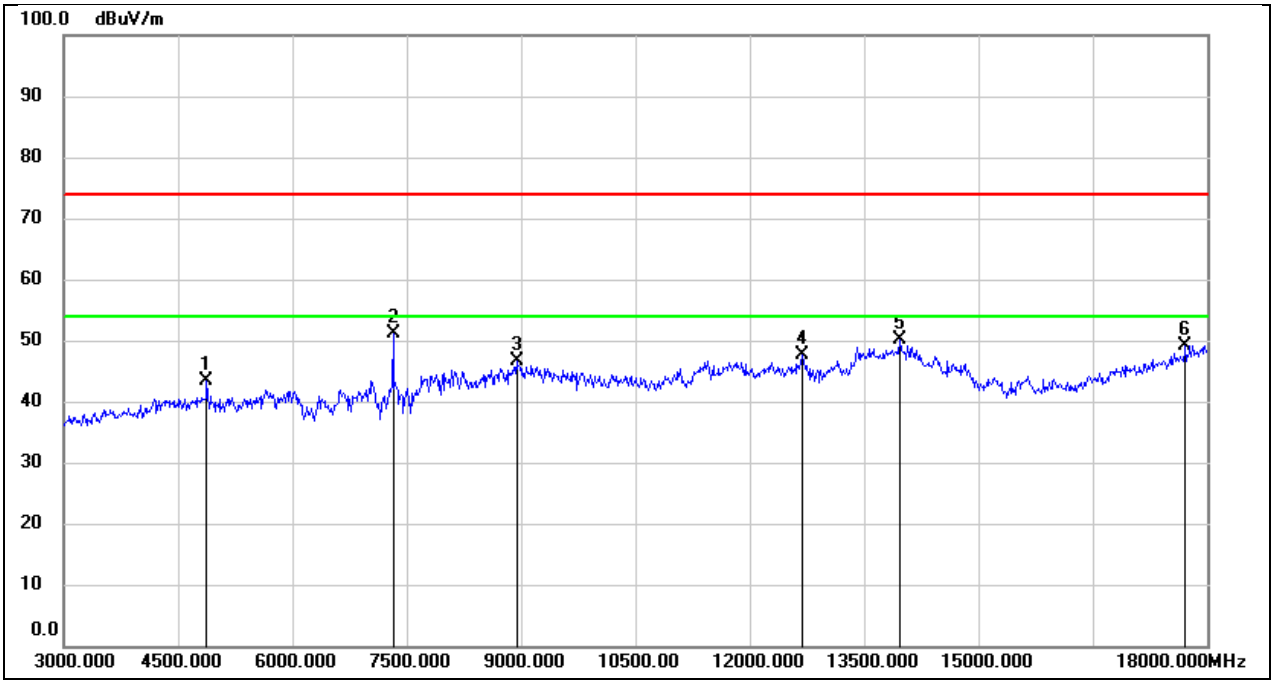

No.	Frequency (MHz)	Reading (dBuV)	Correct (dB/m)	Result (dBuV/m)	Limit (dBuV/m)	Margin (dB)	Remark
1	4875.000	42.86	0.61	43.47	74.00	-30.53	peak
2	7320.000	44.12	6.98	51.10	74.00	-22.90	peak
3	8940.000	36.32	10.35	46.67	74.00	-27.33	peak
4	12690.000	28.92	18.60	47.52	74.00	-26.48	peak
5	13965.000	27.28	22.74	50.02	74.00	-23.98	peak
6	17715.000	23.86	25.31	49.17	74.00	-24.83	peak

This report shall not be reproduced except in full, without the written approval of UL Verification Services (Guangzhou) Co., Ltd, Song Shan Lake Branch.

Test Mode:	2.4GHz SRD	Frequency(MHz):	2442
Polarity:	Vertical	Test Voltage:	AC 120 V, 60 Hz

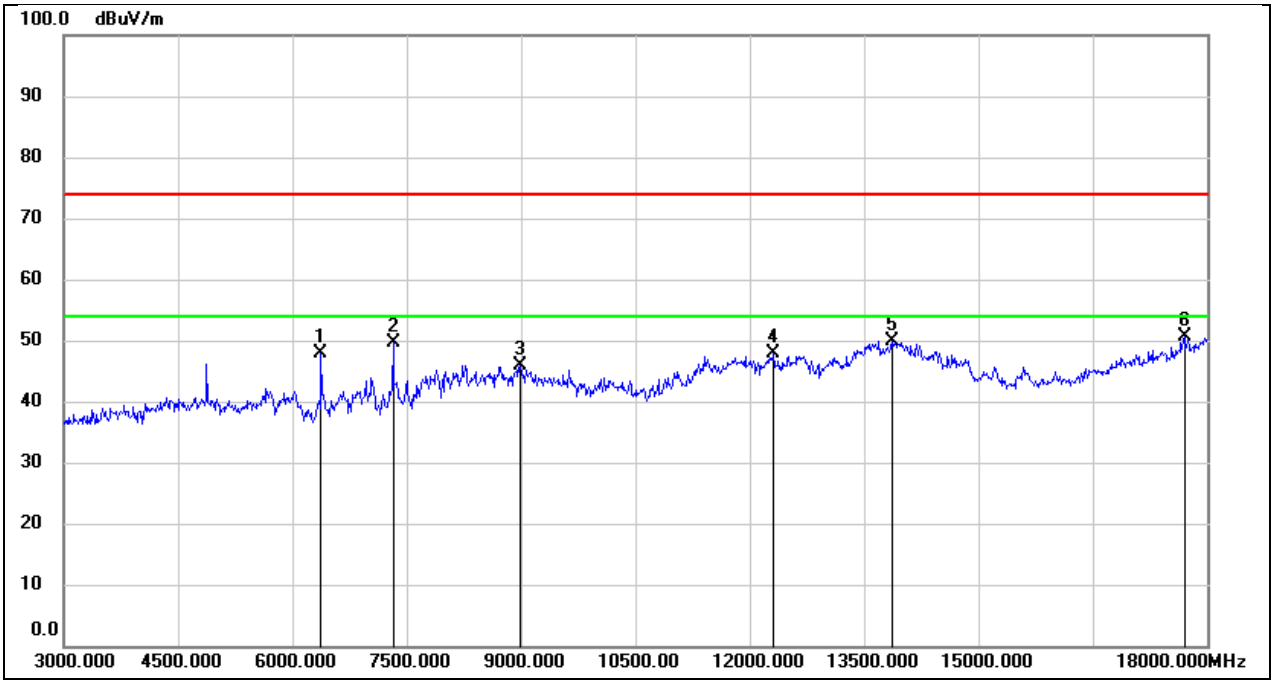

No.	Frequency (MHz)	Reading (dBuV)	Correct (dB/m)	Result (dBuV/m)	Limit (dBuV/m)	Margin (dB)	Remark
1	6375.000	44.03	3.75	47.78	74.00	-26.22	peak
2	7320.000	42.62	6.98	49.60	74.00	-24.40	peak
3	8985.000	34.83	10.97	45.80	74.00	-28.20	peak
4	12315.000	29.12	18.71	47.83	74.00	-26.17	peak
5	13860.000	27.10	22.68	49.78	74.00	-24.22	peak
6	17700.000	25.38	25.17	50.55	74.00	-23.45	peak

This report shall not be reproduced except in full, without the written approval of UL Verification Services (Guangzhou) Co., Ltd, Song Shan Lake Branch.

Test Mode:	2.4GHz SRD	Frequency(MHz):	2474
Polarity:	Horizontal	Test Voltage:	AC 120 V, 60 Hz

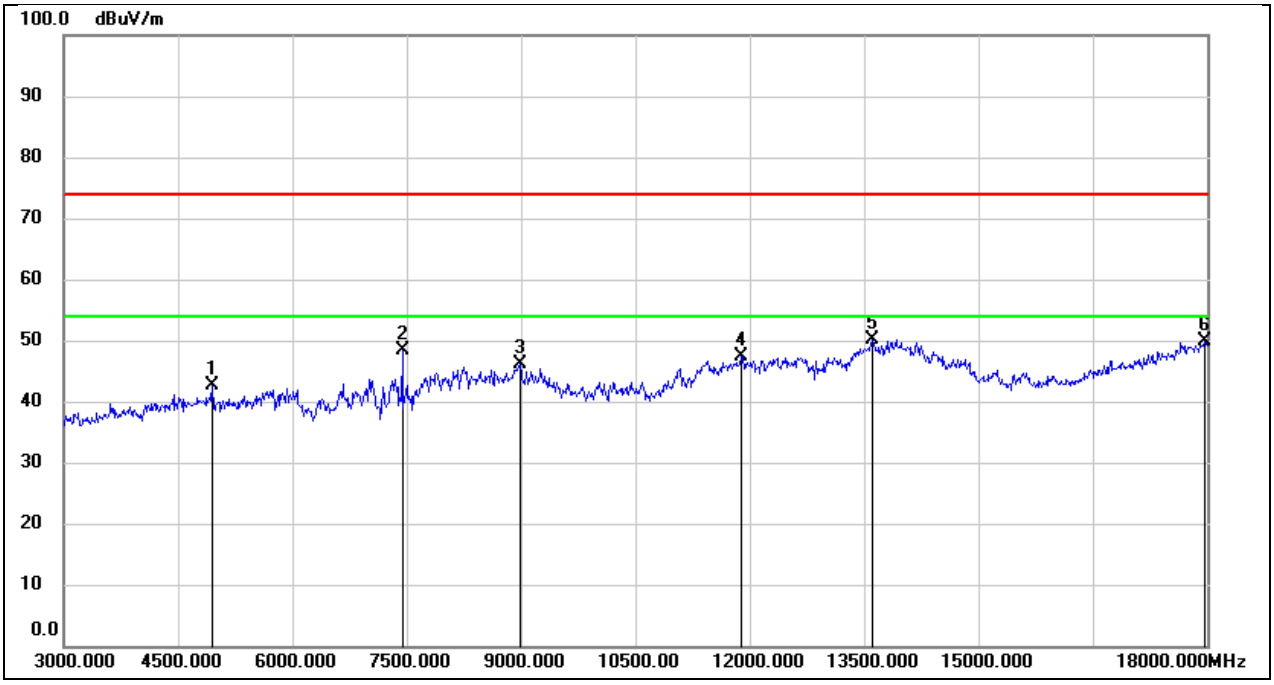

No.	Frequency (MHz)	Reading (dBuV)	Correct (dB/m)	Result (dBuV/m)	Limit (dBuV/m)	Margin (dB)	Remark
1	4950.000	41.91	0.74	42.65	74.00	-31.35	peak
2	7440.000	40.99	7.36	48.35	74.00	-25.65	peak
3	8985.000	35.08	10.97	46.05	74.00	-27.95	peak
4	11895.000	29.41	18.04	47.45	74.00	-26.55	peak
5	13605.000	28.50	21.68	50.18	74.00	-23.82	peak
6	17970.000	23.16	26.72	49.88	74.00	-24.12	peak

This report shall not be reproduced except in full, without the written approval of UL Verification Services (Guangzhou) Co., Ltd, Song Shan Lake Branch.

Test Mode:	2.4GHz SRD	Frequency(MHz):	2474
Polarity:	Vertical	Test Voltage:	AC 120 V, 60 Hz

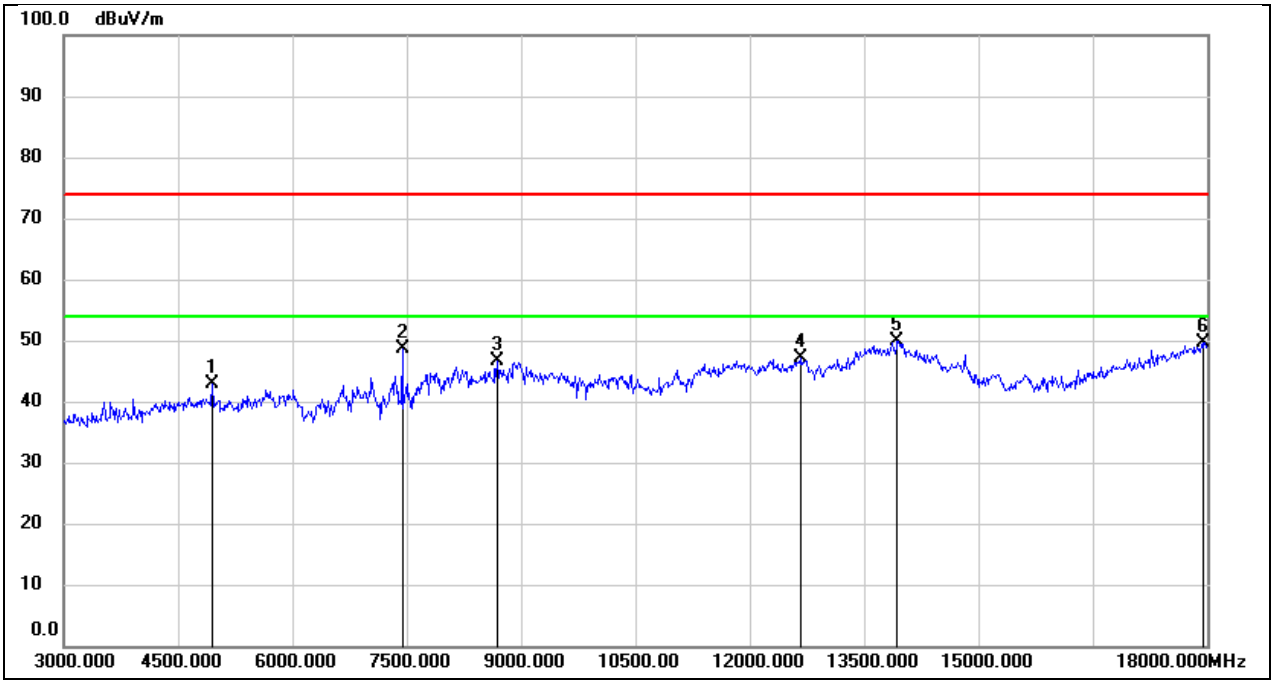

No.	Frequency (MHz)	Reading (dBuV)	Correct (dB/m)	Result (dBuV/m)	Limit (dBuV/m)	Margin (dB)	Remark
1	4950.000	42.04	0.74	42.78	74.00	-31.22	peak
2	7440.000	41.28	7.36	48.64	74.00	-25.36	peak
3	8685.000	38.08	8.60	46.68	74.00	-27.32	peak
4	12675.000	28.67	18.54	47.21	74.00	-26.79	peak
5	13935.000	27.10	22.72	49.82	74.00	-24.18	peak
6	17940.000	23.05	26.61	49.66	74.00	-24.34	peak

This report shall not be reproduced except in full, without the written approval of UL Verification Services (Guangzhou) Co., Ltd, Song Shan Lake Branch.

8.4. SPURIOUS EMISSIONS (9 KHZ ~ 30 MHZ)

Test Mode:	2.4GHz SRD	Frequency(MHz):	2474
Polarity:	Loop Antenna Face On To The EUT	Test Voltage:	AC 120 V, 60 Hz

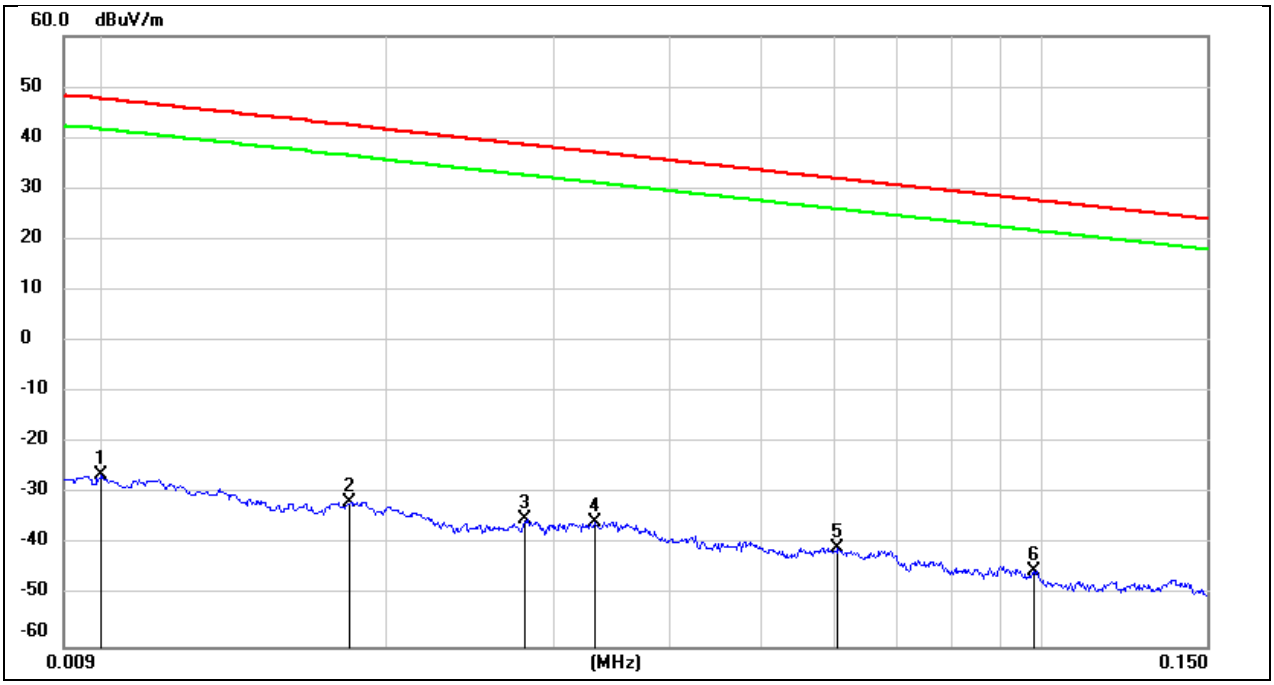

No.	Frequency	Reading	Correct	Result	Limit	Margin	Remark
	(MHz)	(dBuV)	(dB/m)	(dBuV/m)	(dBuV/m)	(dB)	
1	0.01	75.22	-101.4	-26.18	47.6	-73.78	peak
2	0.0182	69.85	-101.36	-31.51	42.4	-73.91	peak
3	0.028	66.42	-101.38	-34.96	38.66	-73.62	peak
4	0.0331	65.74	-101.4	-35.66	37.21	-72.87	peak
5	0.0604	60.92	-101.52	-40.6	31.98	-72.58	peak
6	0.098	56.7	-101.78	-45.08	27.78	-72.86	peak

This report shall not be reproduced except in full, without the written approval of UL Verification Services (Guangzhou) Co., Ltd, Song Shan Lake Branch.

Test Mode:	2.4GHz SRD	Frequency(MHz):	2474
Polarity:	Loop Antenna Face On To The EUT	Test Voltage:	AC 120 V, 60 Hz

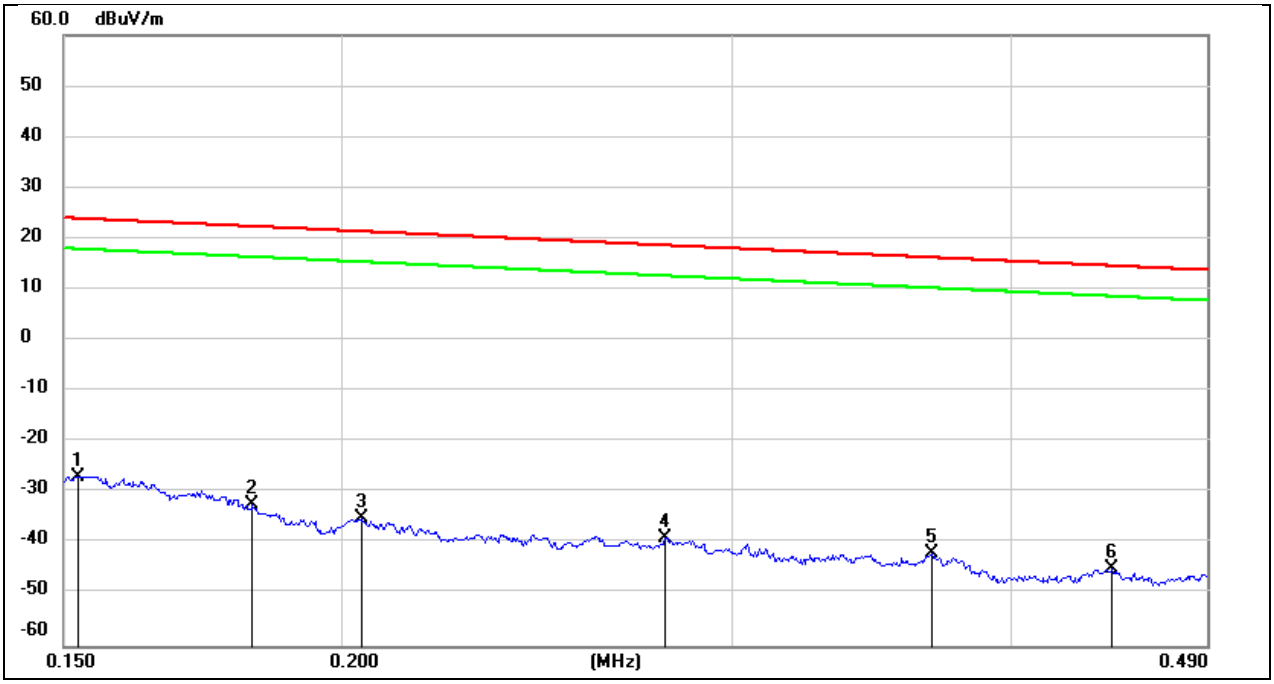

No.	Frequency	Reading	Correct	Result	Limit	Margin	Remark
	(MHz)	(dBuV)	(dB/m)	(dBuV/m)	(dBuV/m)	(dB)	
1	0.1524	74.8	-101.63	-26.83	23.94	-50.77	peak
2	0.1824	69.34	-101.68	-32.34	22.38	-54.72	peak
3	0.2041	66.65	-101.72	-35.07	21.4	-56.47	peak
4	0.2796	62.91	-101.83	-38.92	18.67	-57.59	peak
5	0.3684	59.98	-101.93	-41.95	16.27	-58.22	peak
6	0.4444	57.08	-102.01	-44.93	14.65	-59.58	peak

This report shall not be reproduced except in full, without the written approval of UL Verification Services (Guangzhou) Co., Ltd, Song Shan Lake Branch.

Test Mode:	2.4GHz SRD	Frequency(MHz):	2474
Polarity:	Loop Antenna Face On To The EUT	Test Voltage:	AC 120 V, 60 Hz

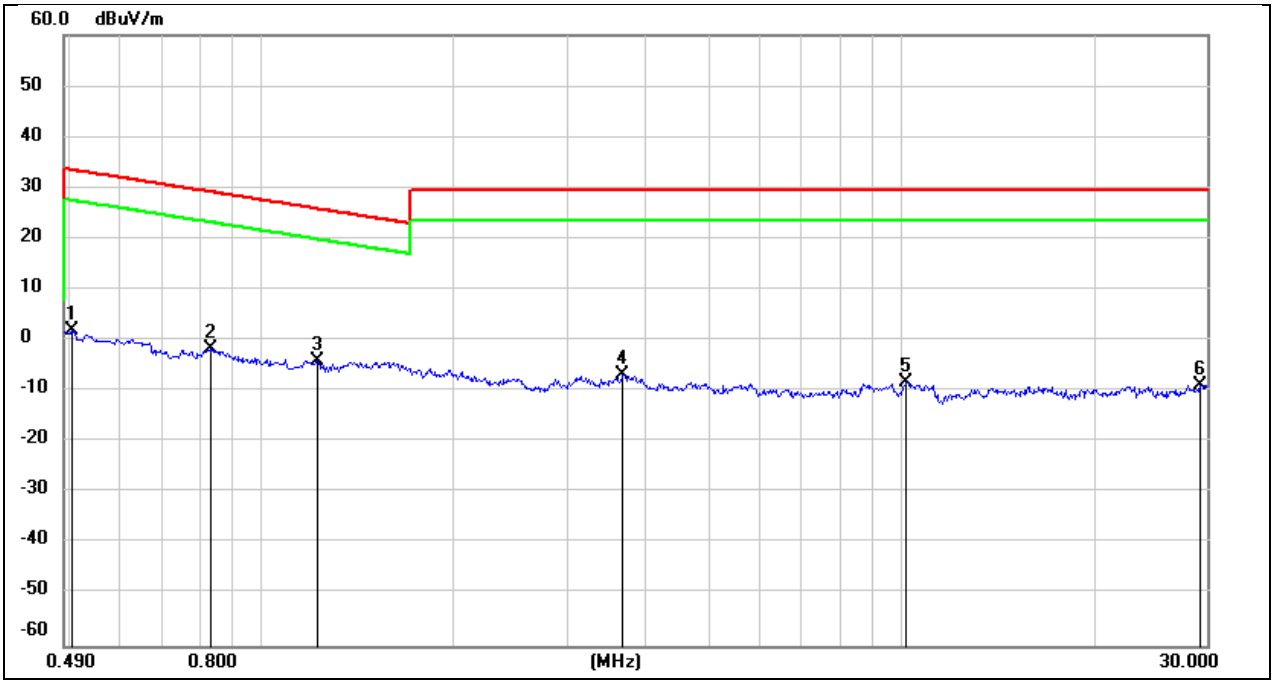

No.	Frequency	Reading	Correct	Result	Limit	Margin	Remark
	(MHz)	(dBuV)	(dB/m)	(dBuV/m)	(dBuV/m)	(dB)	
1	0.5039	63.93	-62.07	1.86	33.56	-31.70	peak
2	0.8296	60.44	-62.17	-1.73	29.23	-30.96	peak
3	1.2214	58.12	-62.16	-4.04	25.87	-29.91	peak
4	3.677	54.54	-61.41	-6.87	29.54	-36.41	peak
5	10.1692	52.5	-60.81	-8.31	29.54	-37.85	peak
6	29.3213	51.3	-60.02	-8.72	29.54	-38.26	peak

This report shall not be reproduced except in full, without the written approval of UL Verification Services (Guangzhou) Co., Ltd, Song Shan Lake Branch.

8.5. SPURIOUS EMISSIONS (18 GHZ ~ 26 GHZ)

Test Mode:	2.4GHz SRD	Frequency(MHz):	2474
Polarity:	Horizontal	Test Voltage:	AC 120 V, 60 Hz

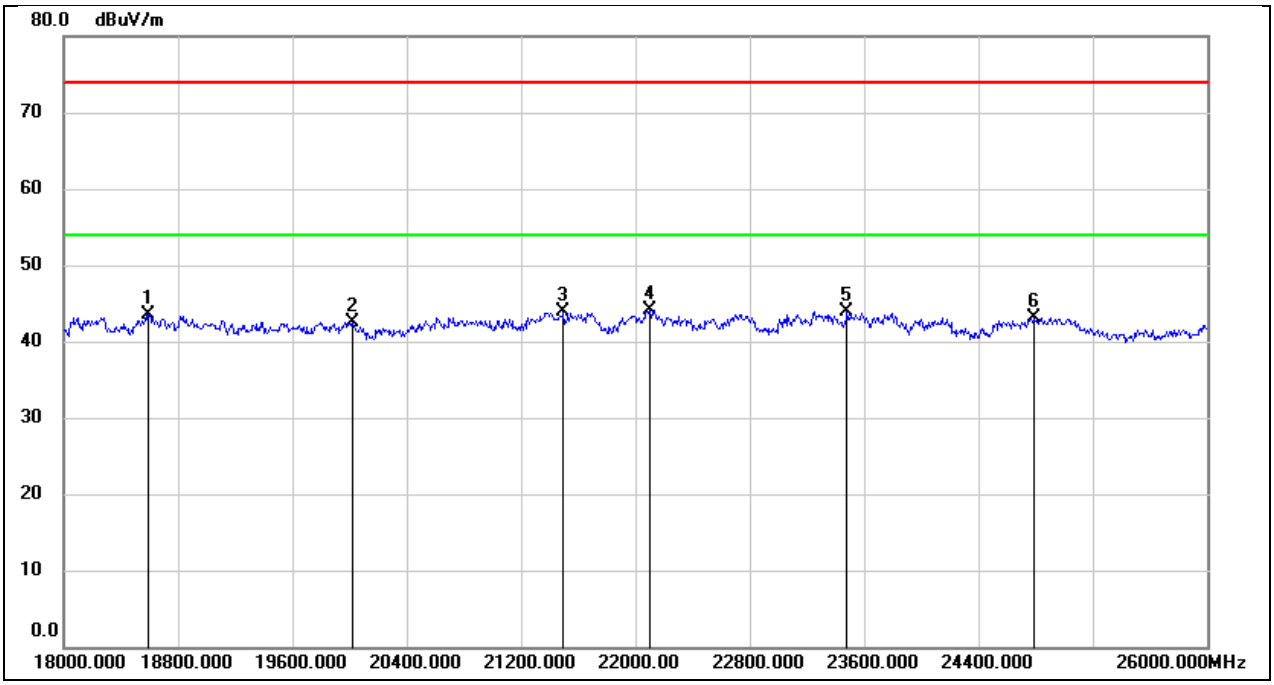

No.	Frequency (MHz)	Reading (dBuV)	Correct (dB/m)	Result (dBuV/m)	Limit (dBuV/m)	Margin (dB)	Remark
1	18592.000	48.75	-5.31	43.44	74.00	-30.56	peak
2	20016.000	48.06	-5.47	42.59	74.00	-31.41	peak
3	21496.000	48.52	-4.69	43.83	74.00	-30.17	peak
4	22096.000	48.54	-4.38	44.16	74.00	-29.84	peak
5	23480.000	47.04	-3.16	43.88	74.00	-30.12	peak
6	24792.000	45.48	-2.28	43.20	74.00	-30.80	peak

This report shall not be reproduced except in full, without the written approval of UL Verification Services (Guangzhou) Co., Ltd, Song Shan Lake Branch.

Test Mode:	2.4GHz SRD	Frequency(MHz):	2474
Polarity:	Vertical	Test Voltage:	AC 120 V, 60 Hz

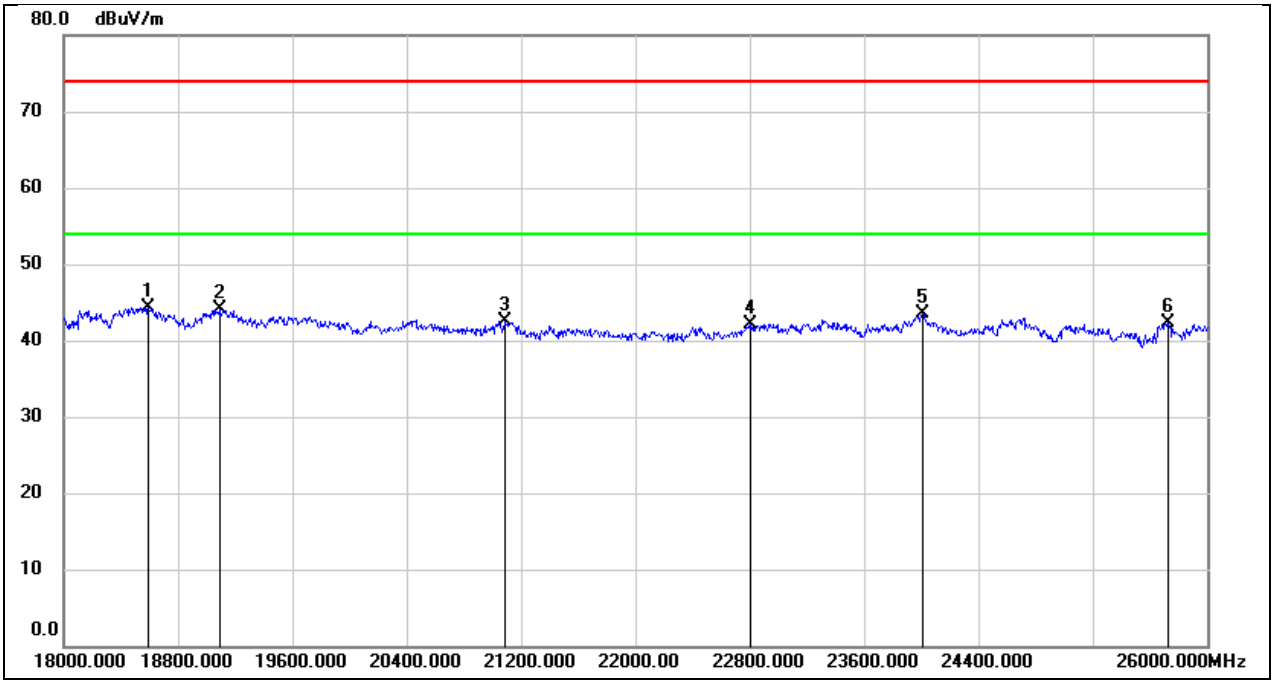

No.	Frequency (MHz)	Reading (dBuV)	Correct (dB/m)	Result (dBuV/m)	Limit (dBuV/m)	Margin (dB)	Remark
1	18592.000	49.67	-5.31	44.36	74.00	-29.64	peak
2	19096.000	49.53	-5.36	44.17	74.00	-29.83	peak
3	21088.000	47.28	-4.84	42.44	74.00	-31.56	peak
4	22808.000	45.76	-3.63	42.13	74.00	-31.87	peak
5	24008.000	46.28	-2.75	43.53	74.00	-30.47	peak
6	25728.000	43.11	-0.72	42.39	74.00	-31.61	peak

This report shall not be reproduced except in full, without the written approval of UL Verification Services (Guangzhou) Co., Ltd, Song Shan Lake Branch.

8.6. SPURIOUS EMISSIONS (30 MHZ ~ 1 GHZ)

Test Mode:	2.4GHz SRD	Frequency(MHz):	2474
Polarity:	Horizontal	Test Voltage:	AC 120 V, 60 Hz

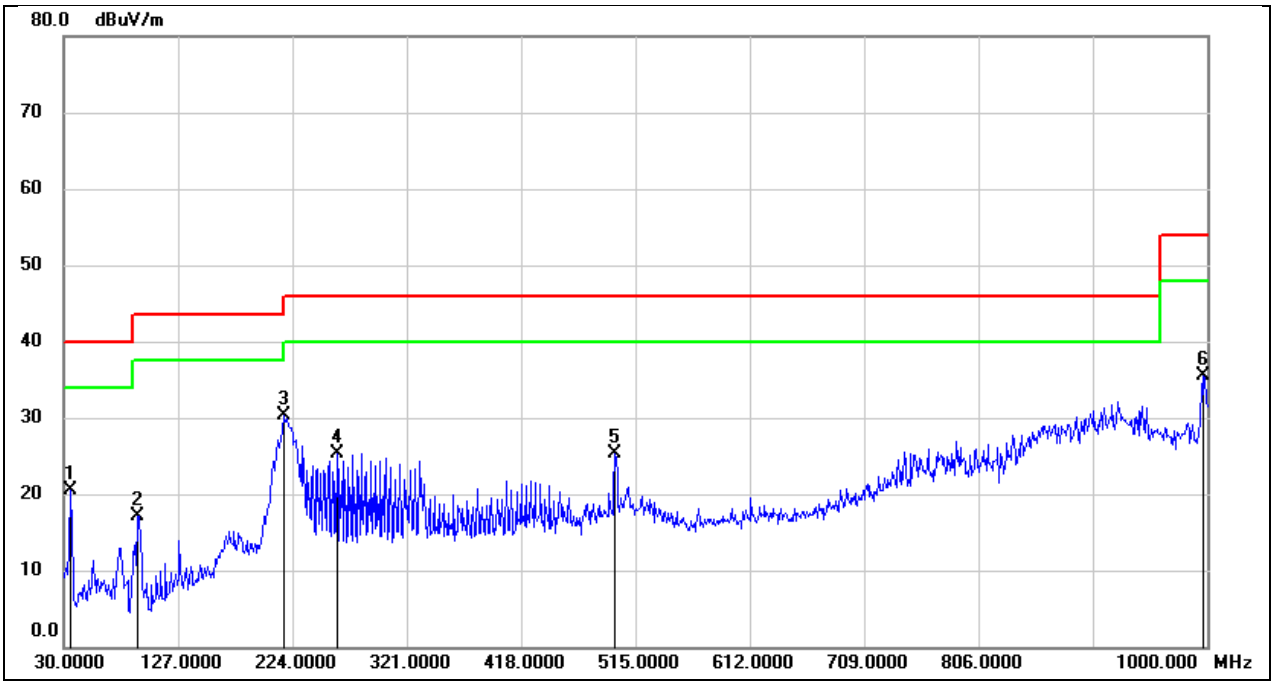

No.	Frequency (MHz)	Reading (dBuV)	Correct (dB/m)	Result (dBuV/m)	Limit (dBuV/m)	Margin (dB)	Remark
1	35.8200	34.76	-14.30	20.46	40.00	-19.54	QP
2	93.0500	34.14	-17.01	17.13	43.50	-26.37	QP
3	216.2400	43.15	-12.89	30.26	46.00	-15.74	QP
4	261.8299	39.42	-14.07	25.35	46.00	-20.65	QP
5	497.5400	32.86	-7.65	25.21	46.00	-20.79	QP
6	997.0900	36.70	-1.25	35.45	54.00	-18.55	QP

This report shall not be reproduced except in full, without the written approval of UL Verification Services (Guangzhou) Co., Ltd, Song Shan Lake Branch.

Test Mode:	2.4GHz SRD	Frequency(MHz):	2474
Polarity:	Vertical	Test Voltage:	AC 120 V, 60 Hz

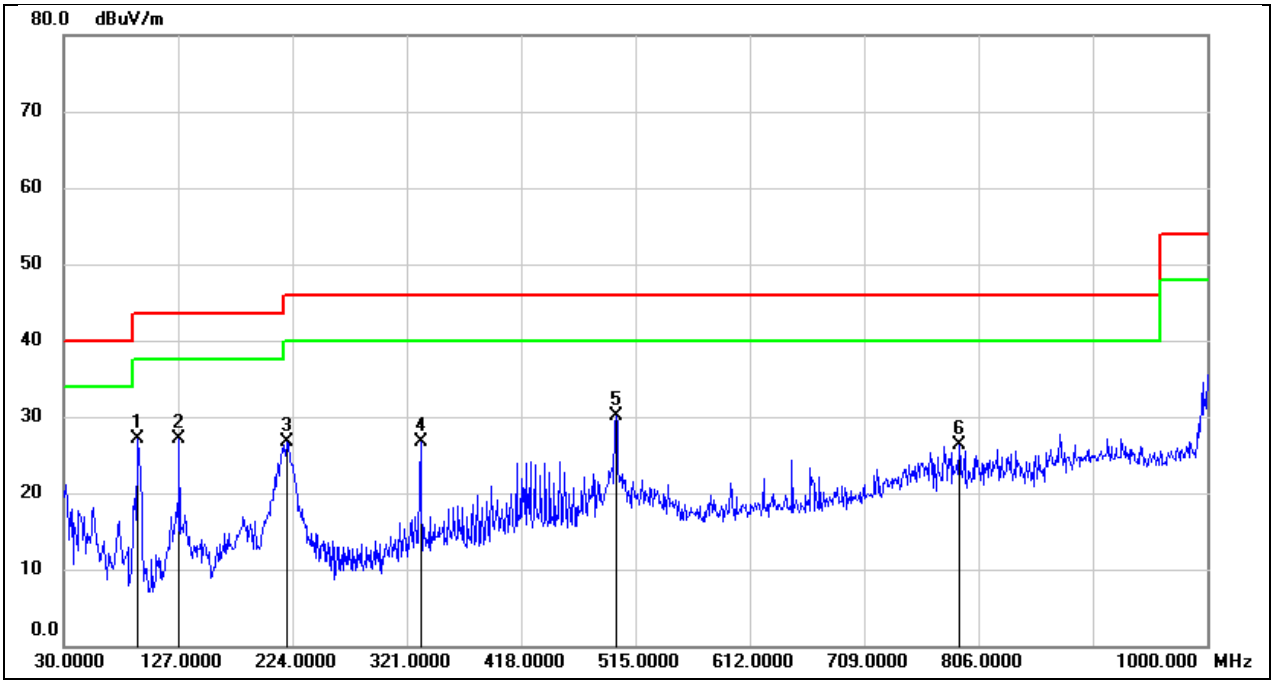

No.	Frequency (MHz)	Reading (dBuV)	Correct (dB/m)	Result (dBuV/m)	Limit (dBuV/m)	Margin (dB)	Remark
1	93.0500	44.04	-17.01	27.03	43.50	-16.47	QP
2	127.9700	41.83	-14.66	27.17	43.50	-16.33	QP
3	219.1500	39.72	-13.05	26.67	46.00	-19.33	QP
4	332.6400	36.94	-10.32	26.62	46.00	-19.38	QP
5	498.5100	37.65	-7.62	30.03	46.00	-15.97	QP
6	789.5100	29.33	-3.04	26.29	46.00	-19.71	QP

This report shall not be reproduced except in full, without the written approval of UL Verification Services (Guangzhou) Co., Ltd, Song Shan Lake Branch.

RIGHT EUT TEST RESULTS

8.7. RESTRICTED BANDEDGE

Test Mode:	2.4GHz SRD PK	Frequency(MHz):	2406
Polarity:	Horizontal	Test Voltage:	AC 120 V, 60 Hz

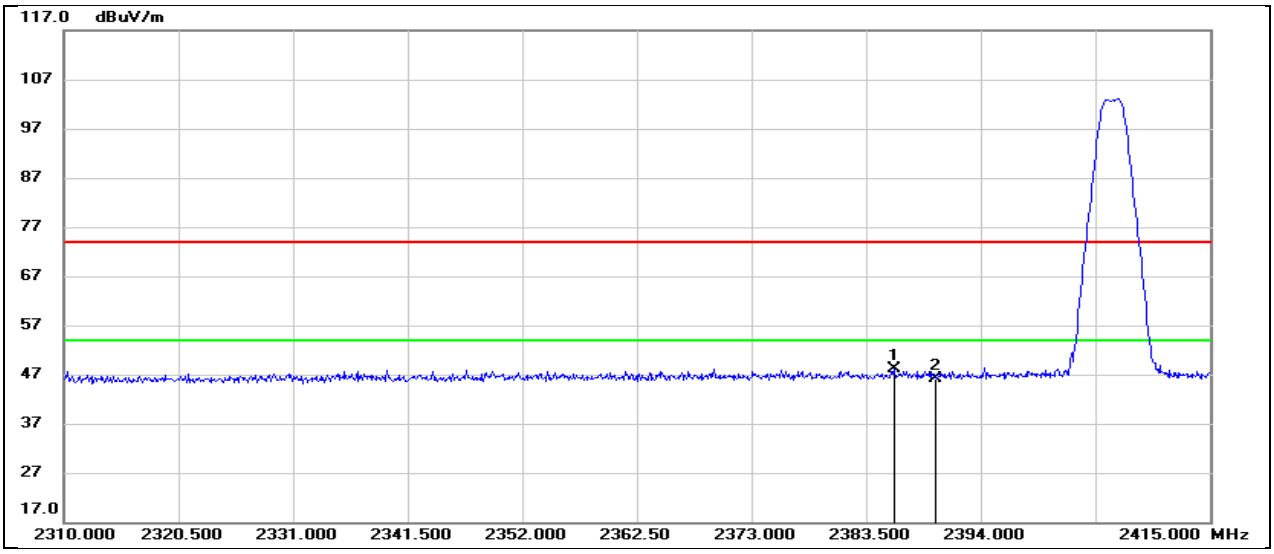

No.	Frequency (MHz)	Reading (dBuV)	Correct (dB/m)	Result (dBuV/m)	Limit (dBuV/m)	Margin (dB)	Remark
1	2386.020	15.33	32.90	48.23	74.00	-25.77	peak
2	2390.000	13.29	32.92	46.21	74.00	-27.79	peak

This report shall not be reproduced except in full, without the written approval of UL Verification Services (Guangzhou) Co., Ltd, Song Shan Lake Branch.

Test Mode:	2.4GHz SRD PK	Frequency(MHz):	2474
Polarity:	Horizontal	Test Voltage:	AC 120 V, 60 Hz

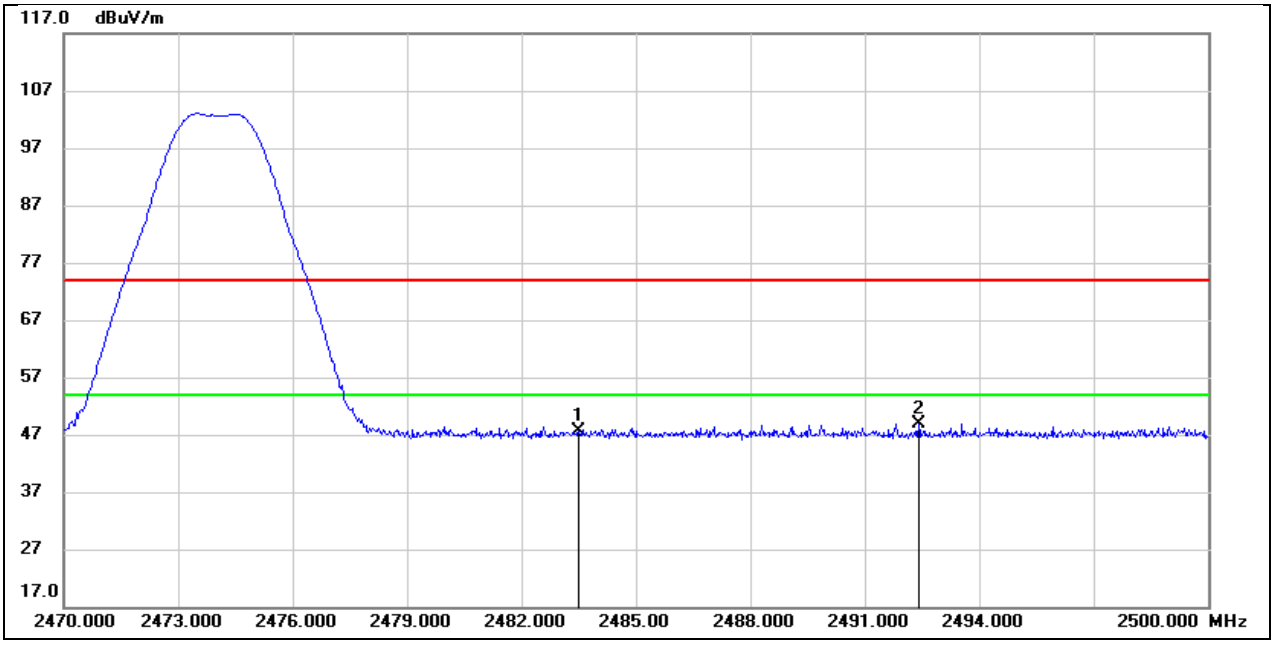

No.	Frequency (MHz)	Reading (dBuV)	Correct (dB/m)	Result (dBuV/m)	Limit (dBuV/m)	Margin (dB)	Remark
1	2483.500	14.61	32.94	47.55	74.00	-26.45	peak
2	2492.410	15.90	32.93	48.83	74.00	-25.17	peak

This report shall not be reproduced except in full, without the written approval of UL Verification Services (Guangzhou) Co., Ltd, Song Shan Lake Branch.

8.8. SPURIOUS EMISSIONS (1 GHZ ~ 3 GHZ)

Test Mode:	2.4GHz SRD	Frequency(MHz):	2406
Polarity:	Horizontal	Test Voltage:	AC 120 V, 60 Hz

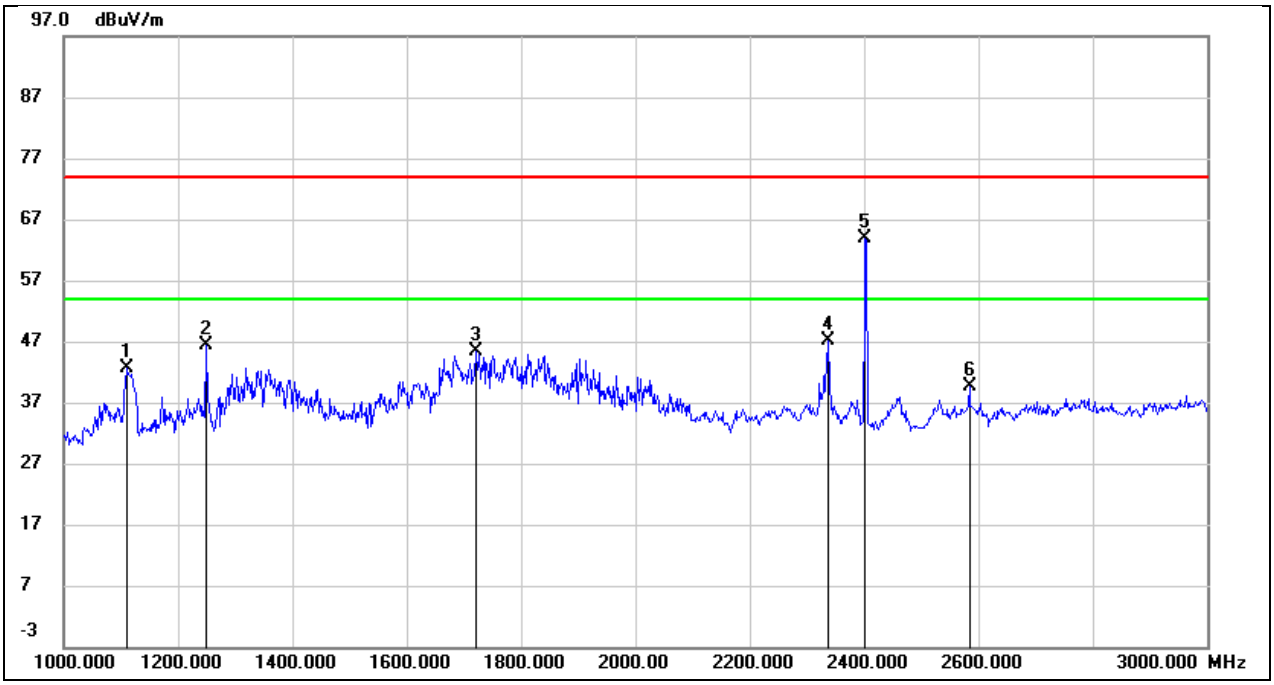

No.	Frequency (MHz)	Reading (dBuV)	Correct (dB/m)	Result (dBuV/m)	Limit (dBuV/m)	Margin (dB)	Remark
1	1110.000	56.00	-13.44	42.56	74.00	-31.44	peak
2	1250.000	59.03	-12.58	46.45	74.00	-27.55	peak
3	1720.000	55.99	-10.61	45.38	74.00	-28.62	peak
4	2338.000	54.95	-7.85	47.10	74.00	-26.90	peak
5	2406.000	71.23	-7.40	63.83	/	/	Fundamental
6	2584.000	47.31	-7.65	39.66	74.00	-34.34	peak

This report shall not be reproduced except in full, without the written approval of UL Verification Services (Guangzhou) Co., Ltd, Song Shan Lake Branch.

Test Mode:	2.4GHz SRD	Frequency(MHz):	2406
Polarity:	Vertical	Test Voltage:	AC 120 V, 60 Hz

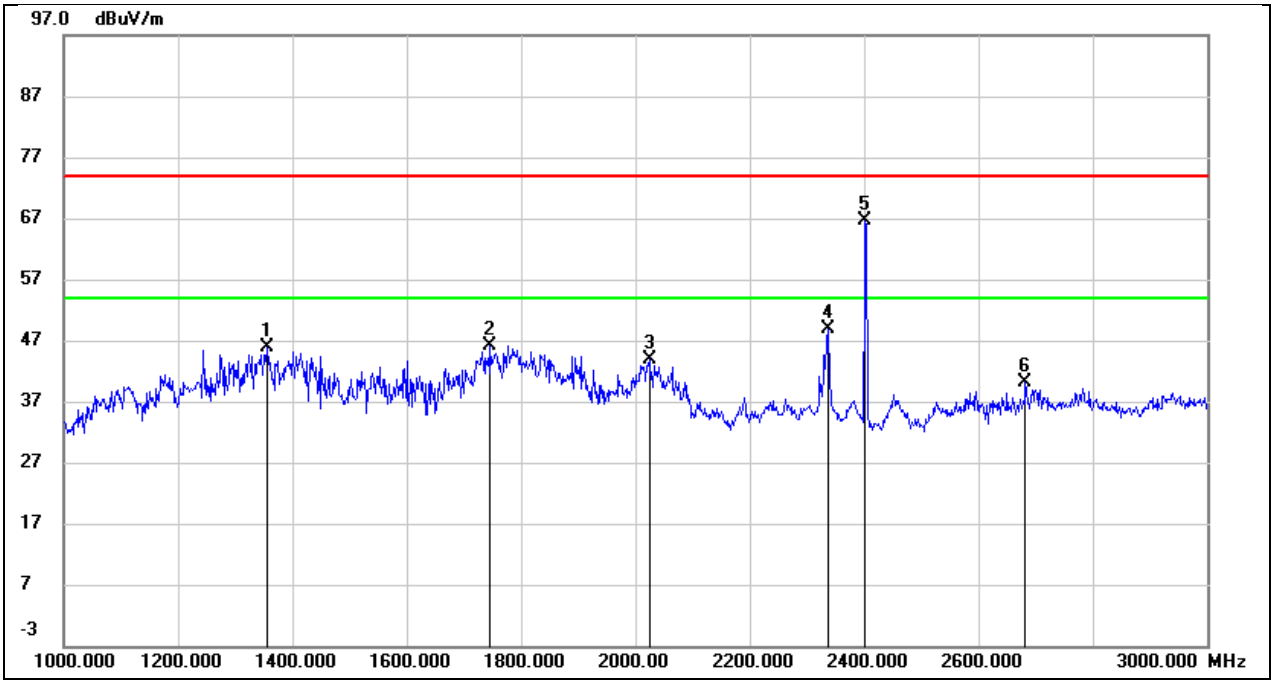

No.	Frequency (MHz)	Reading (dBuV)	Correct (dB/m)	Result (dBuV/m)	Limit (dBuV/m)	Margin (dB)	Remark
1	1356.000	58.24	-12.46	45.78	74.00	-28.22	peak
2	1746.000	56.62	-10.49	46.13	74.00	-27.87	peak
3	2024.000	53.88	-9.96	43.92	74.00	-30.08	peak
4	2336.000	56.71	-7.87	48.84	74.00	-25.16	peak
5	2406.000	74.02	-7.40	66.62	/	/	Fundamental
6	2682.000	47.33	-7.31	40.02	74.00	-33.98	peak

This report shall not be reproduced except in full, without the written approval of UL Verification Services (Guangzhou) Co., Ltd, Song Shan Lake Branch.

Test Mode:	2.4GHz SRD	Frequency(MHz):	2442
Polarity:	Horizontal	Test Voltage:	AC 120 V, 60 Hz

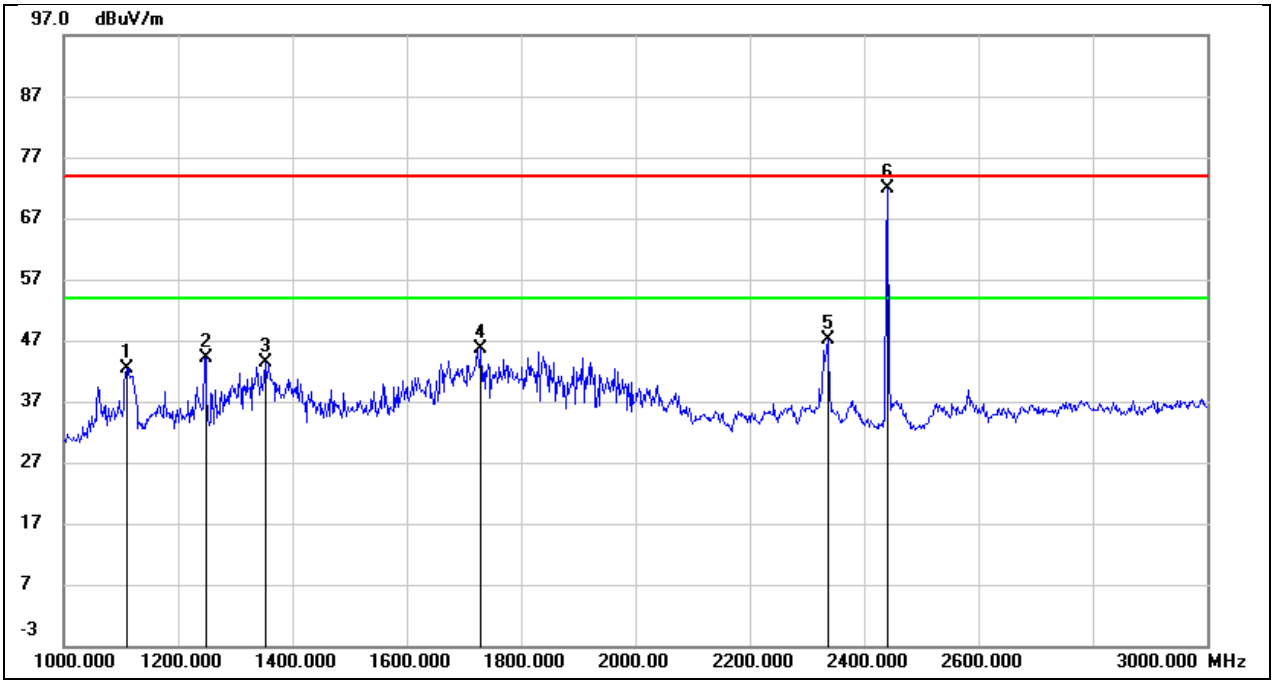

No.	Frequency (MHz)	Reading (dBuV)	Correct (dB/m)	Result (dBuV/m)	Limit (dBuV/m)	Margin (dB)	Remark
1	1110.000	55.79	-13.44	42.35	74.00	-31.65	peak
2	1248.000	56.82	-12.59	44.23	74.00	-29.77	peak
3	1352.000	55.76	-12.46	43.30	74.00	-30.70	peak
4	1730.000	56.28	-10.57	45.71	74.00	-28.29	peak
5	2336.000	54.91	-7.87	47.04	74.00	-26.96	peak
6	2442.000	79.30	-7.44	71.86	/	/	Fundamental

This report shall not be reproduced except in full, without the written approval of UL Verification Services (Guangzhou) Co., Ltd, Song Shan Lake Branch.

Test Mode:	2.4GHz SRD	Frequency(MHz):	2442
Polarity:	Vertical	Test Voltage:	AC 120 V, 60 Hz

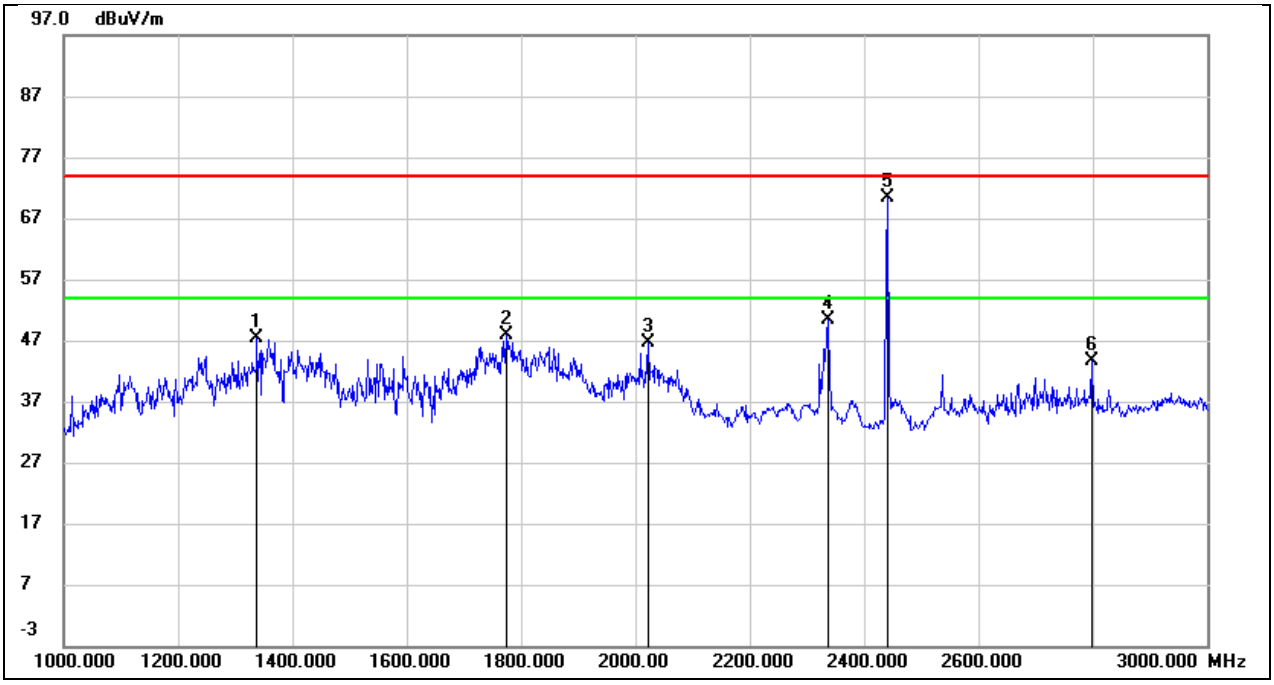

No.	Frequency (MHz)	Reading (dBuV)	Correct (dB/m)	Result (dBuV/m)	Limit (dBuV/m)	Margin (dB)	Remark
1	1338.000	59.75	-12.48	47.27	74.00	-26.73	peak
2	1774.000	58.18	-10.36	47.82	74.00	-26.18	peak
3	2022.000	56.61	-9.97	46.64	74.00	-27.36	peak
4	2336.000	58.23	-7.87	50.36	74.00	-23.64	peak
5	2442.000	77.82	-7.44	70.38	/	/	Fundamental
6	2798.000	50.52	-6.80	43.72	74.00	-30.28	peak

This report shall not be reproduced except in full, without the written approval of UL Verification Services (Guangzhou) Co., Ltd, Song Shan Lake Branch.

Test Mode:	2.4GHz SRD	Frequency(MHz):	2474
Polarity:	Horizontal	Test Voltage:	AC 120 V, 60 Hz

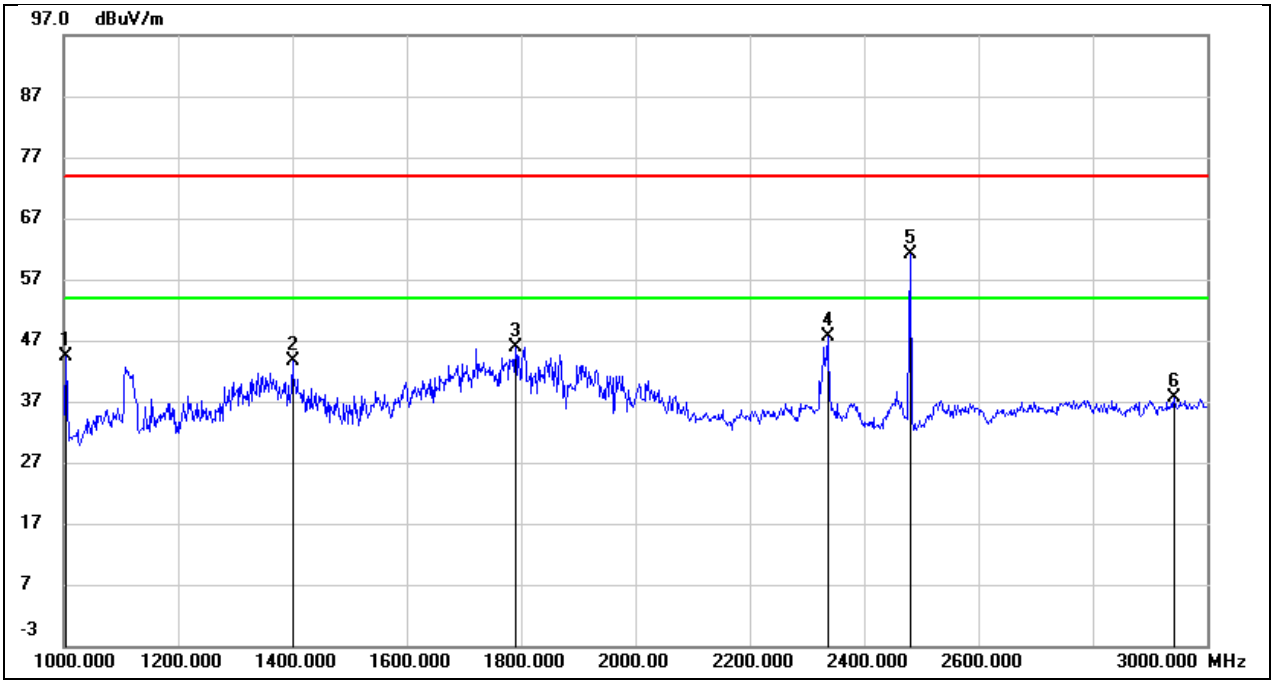

No.	Frequency (MHz)	Reading (dBuV)	Correct (dB/m)	Result (dBuV/m)	Limit (dBuV/m)	Margin (dB)	Remark
1	1004.000	58.81	-14.38	44.43	74.00	-29.57	peak
2	1400.000	56.09	-12.41	43.68	74.00	-30.32	peak
3	1790.000	56.25	-10.28	45.97	74.00	-28.03	peak
4	2336.000	55.42	-7.87	47.55	74.00	-26.45	peak
5	2474.000	68.55	-7.48	61.07	/	/	Fundamental
6	2942.000	43.66	-6.15	37.51	74.00	-36.49	peak

This report shall not be reproduced except in full, without the written approval of UL Verification Services (Guangzhou) Co., Ltd, Song Shan Lake Branch.

Test Mode:	2.4GHz SRD	Frequency(MHz):	2474
Polarity:	Vertical	Test Voltage:	AC 120 V, 60 Hz

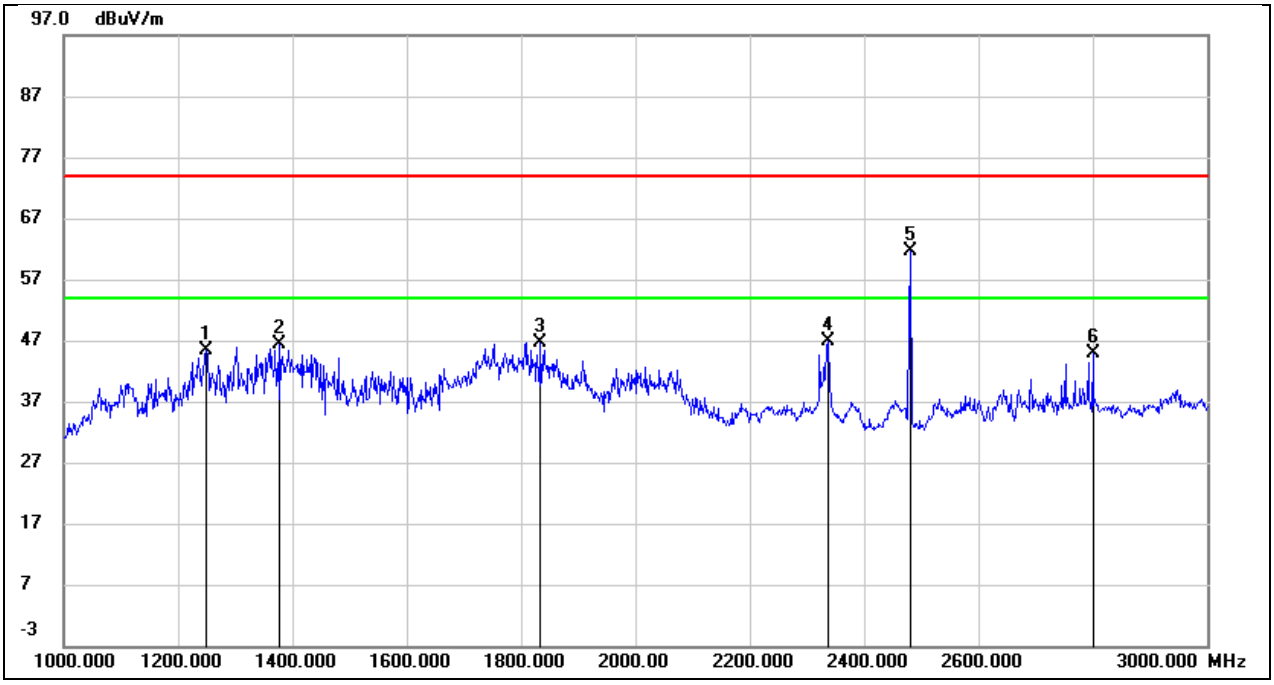

No.	Frequency (MHz)	Reading (dBuV)	Correct (dB/m)	Result (dBuV/m)	Limit (dBuV/m)	Margin (dB)	Remark
1	1250.000	58.00	-12.58	45.42	74.00	-28.58	peak
2	1376.000	58.91	-12.44	46.47	74.00	-27.53	peak
3	1834.000	56.76	-10.22	46.54	74.00	-27.46	peak
4	2338.000	54.62	-7.85	46.77	74.00	-27.23	peak
5	2474.000	69.06	-7.47	61.59	/	/	Fundamental
6	2800.000	51.78	-6.80	44.98	74.00	-29.02	peak

This report shall not be reproduced except in full, without the written approval of UL Verification Services (Guangzhou) Co., Ltd, Song Shan Lake Branch.

8.9. SPURIOUS EMISSIONS (3 GHZ ~ 18 GHZ)

Test Mode:	2.4GHz SRD	Frequency(MHz):	2406
Polarity:	Horizontal	Test Voltage:	AC 120 V, 60 Hz

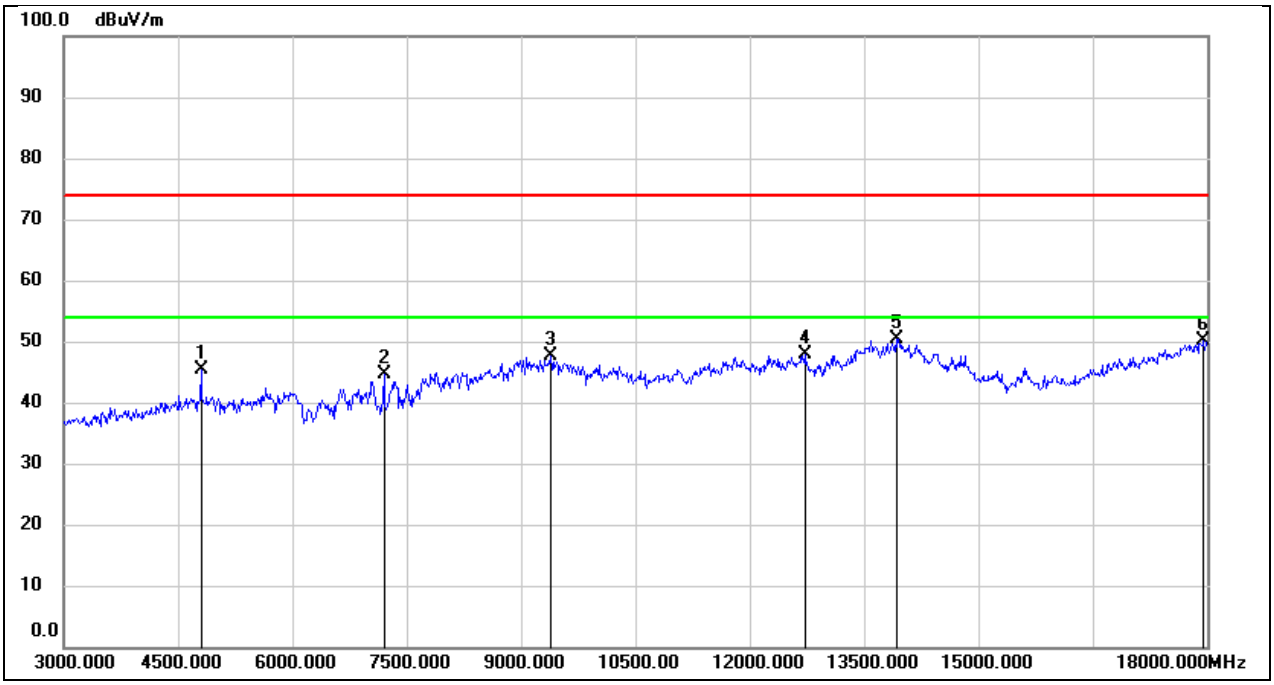

No.	Frequency (MHz)	Reading (dBuV)	Correct (dB/m)	Result (dBuV/m)	Limit (dBuV/m)	Margin (dB)	Remark
1	4800.000	45.02	0.46	45.48	74.00	-28.52	peak
2	7200.000	38.46	6.26	44.72	74.00	-29.28	peak
3	9390.000	37.23	10.43	47.66	74.00	-26.34	peak
4	12720.000	29.13	18.71	47.84	74.00	-26.16	peak
5	13920.000	27.67	22.71	50.38	74.00	-23.62	peak
6	17955.000	23.56	26.66	50.22	74.00	-23.78	peak

This report shall not be reproduced except in full, without the written approval of UL Verification Services (Guangzhou) Co., Ltd, Song Shan Lake Branch.

Test Mode:	2.4GHz SRD	Frequency(MHz):	2406
Polarity:	Vertical	Test Voltage:	AC 120 V, 60 Hz

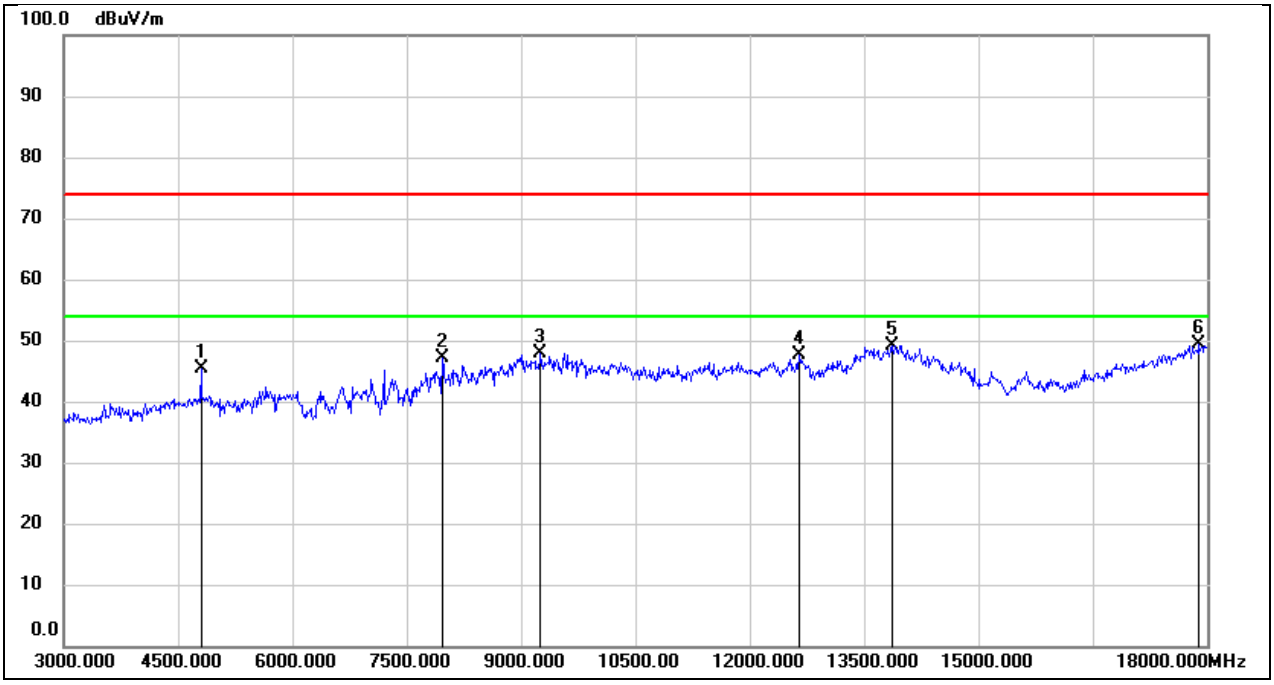

No.	Frequency (MHz)	Reading (dBuV)	Correct (dB/m)	Result (dBuV/m)	Limit (dBuV/m)	Margin (dB)	Remark
1	4800.000	45.02	0.46	45.48	74.00	-28.52	peak
2	7965.000	39.96	7.08	47.04	74.00	-26.96	peak
3	9255.000	37.70	10.14	47.84	74.00	-26.16	peak
4	12645.000	29.09	18.44	47.53	74.00	-26.47	peak
5	13860.000	26.56	22.68	49.24	74.00	-24.76	peak
6	17895.000	23.05	26.44	49.49	74.00	-24.51	peak

This report shall not be reproduced except in full, without the written approval of UL Verification Services (Guangzhou) Co., Ltd, Song Shan Lake Branch.

Test Mode:	2.4GHz SRD	Frequency(MHz):	2442
Polarity:	Horizontal	Test Voltage:	AC 120 V, 60 Hz

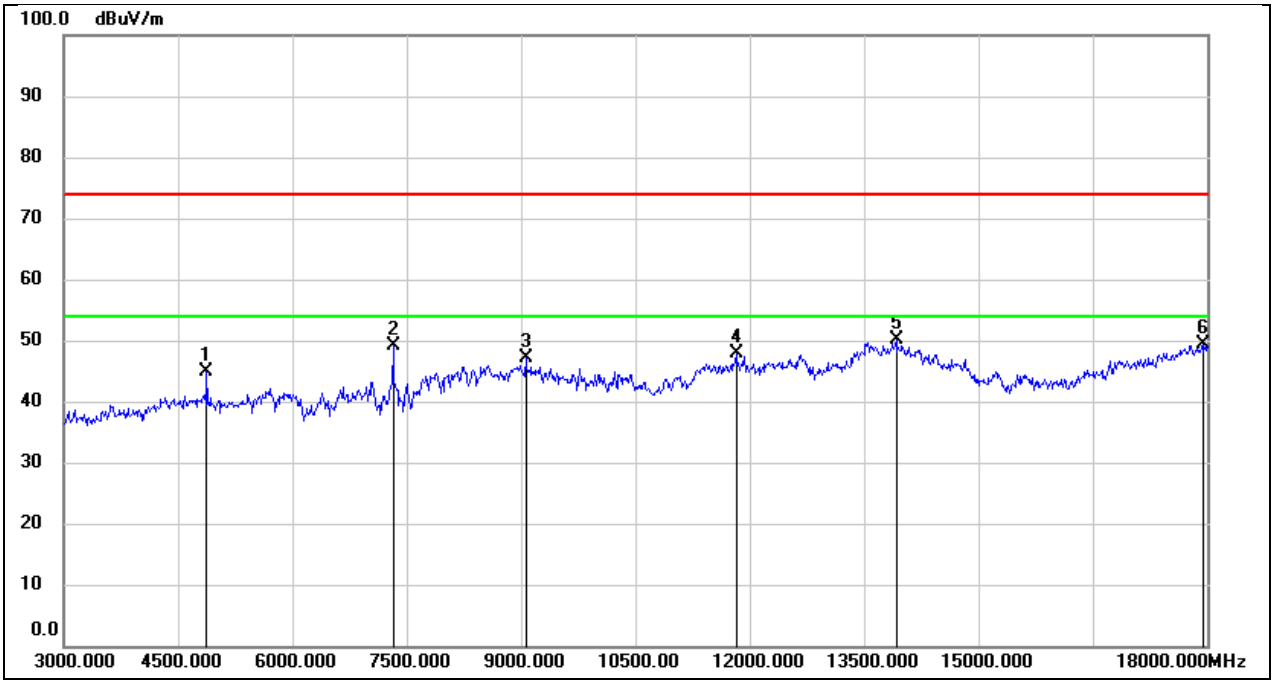

No.	Frequency (MHz)	Reading (dBuV)	Correct (dB/m)	Result (dBuV/m)	Limit (dBuV/m)	Margin (dB)	Remark
1	4875.000	44.39	0.61	45.00	74.00	-29.00	peak
2	7320.000	42.14	6.98	49.12	74.00	-24.88	peak
3	9060.000	36.33	10.82	47.15	74.00	-26.85	peak
4	11820.000	30.11	17.73	47.84	74.00	-26.16	peak
5	13920.000	27.35	22.71	50.06	74.00	-23.94	peak
6	17940.000	22.85	26.61	49.46	74.00	-24.54	peak

This report shall not be reproduced except in full, without the written approval of UL Verification Services (Guangzhou) Co., Ltd, Song Shan Lake Branch.

Test Mode:	2.4GHz SRD	Frequency(MHz):	2442
Polarity:	Vertical	Test Voltage:	AC 120 V, 60 Hz

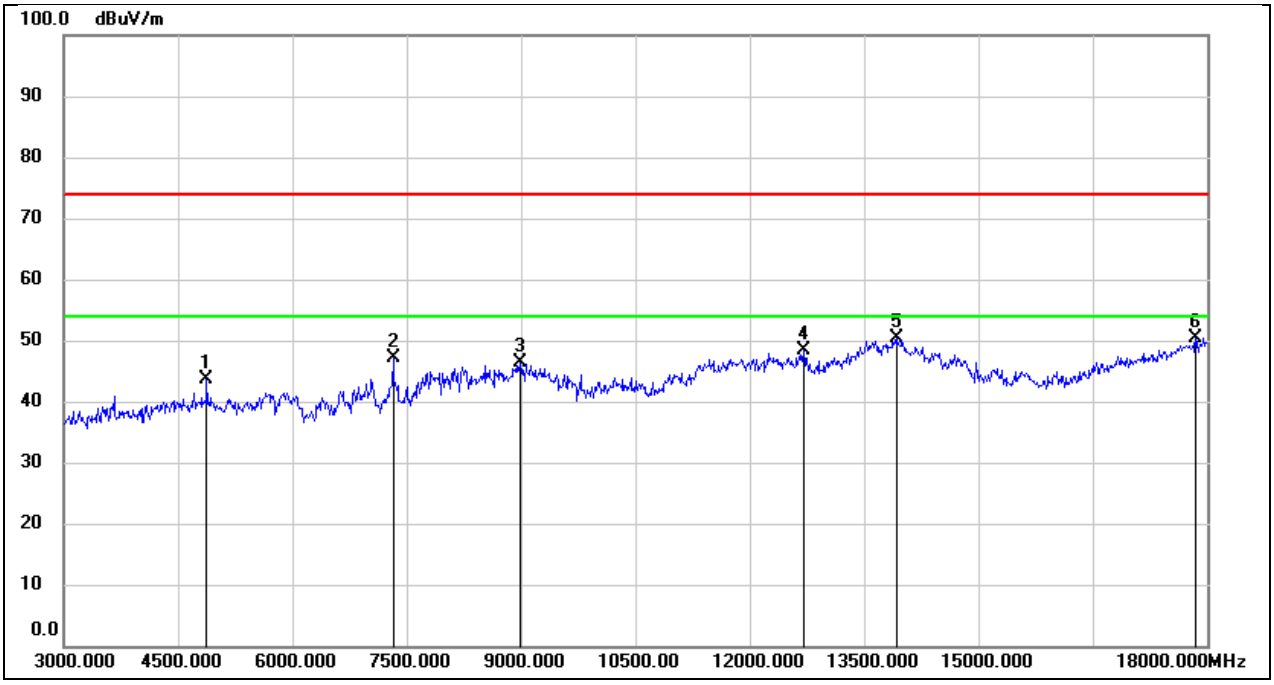

No.	Frequency (MHz)	Reading (dBuV)	Correct (dB/m)	Result (dBuV/m)	Limit (dBuV/m)	Margin (dB)	Remark
1	4875.000	43.11	0.61	43.72	74.00	-30.28	peak
2	7320.000	40.24	6.98	47.22	74.00	-26.78	peak
3	8985.000	35.51	10.97	46.48	74.00	-27.52	peak
4	12705.000	29.67	18.66	48.33	74.00	-25.67	peak
5	13935.000	27.59	22.72	50.31	74.00	-23.69	peak
6	17850.000	24.12	26.28	50.40	74.00	-23.60	peak

This report shall not be reproduced except in full, without the written approval of UL Verification Services (Guangzhou) Co., Ltd, Song Shan Lake Branch.

Test Mode:	2.4GHz SRD	Frequency(MHz):	2474
Polarity:	Horizontal	Test Voltage:	AC 120 V, 60 Hz

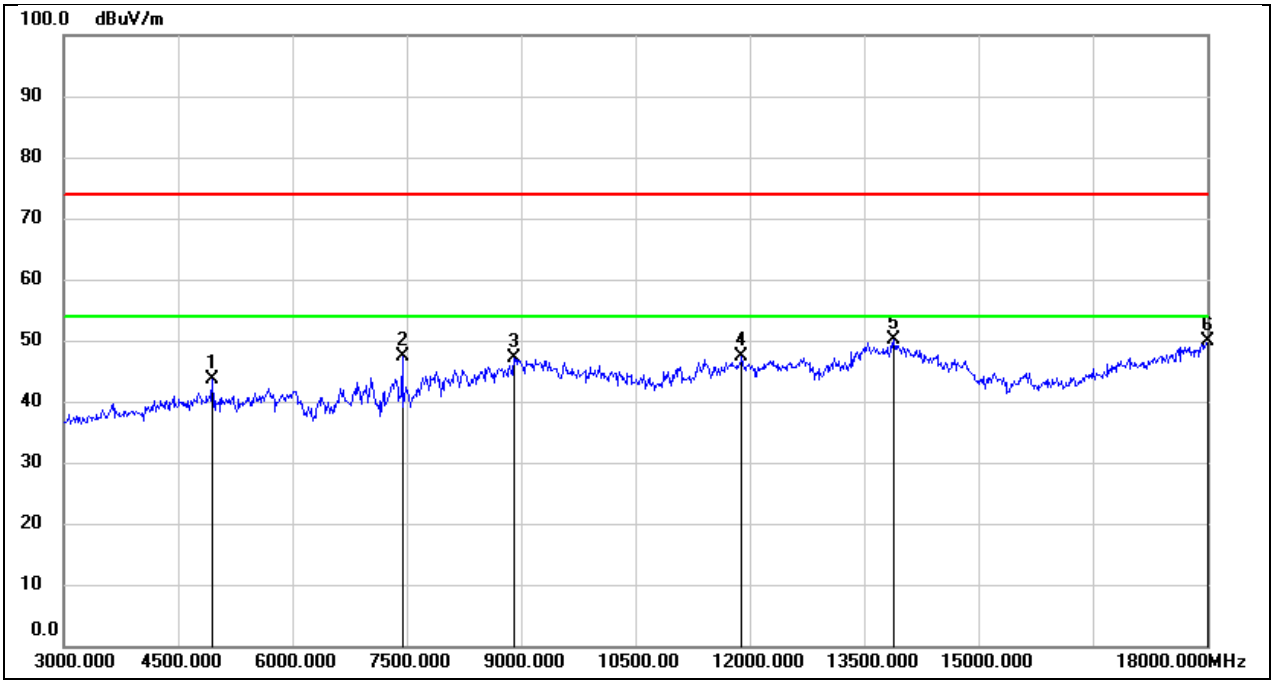

No.	Frequency (MHz)	Reading (dBuV)	Correct (dB/m)	Result (dBuV/m)	Limit (dBuV/m)	Margin (dB)	Remark
1	4950.000	42.80	0.74	43.54	74.00	-30.46	peak
2	7440.000	40.02	7.36	47.38	74.00	-26.62	peak
3	8910.000	37.11	9.93	47.04	74.00	-26.96	peak
4	11895.000	29.27	18.04	47.31	74.00	-26.69	peak
5	13890.000	27.54	22.69	50.23	74.00	-23.77	peak
6	18000.000	23.01	26.83	49.84	74.00	-24.16	peak

This report shall not be reproduced except in full, without the written approval of UL Verification Services (Guangzhou) Co., Ltd, Song Shan Lake Branch.

Test Mode:	2.4GHz SRD	Frequency(MHz):	2474
Polarity:	Vertical	Test Voltage:	AC 120 V, 60 Hz

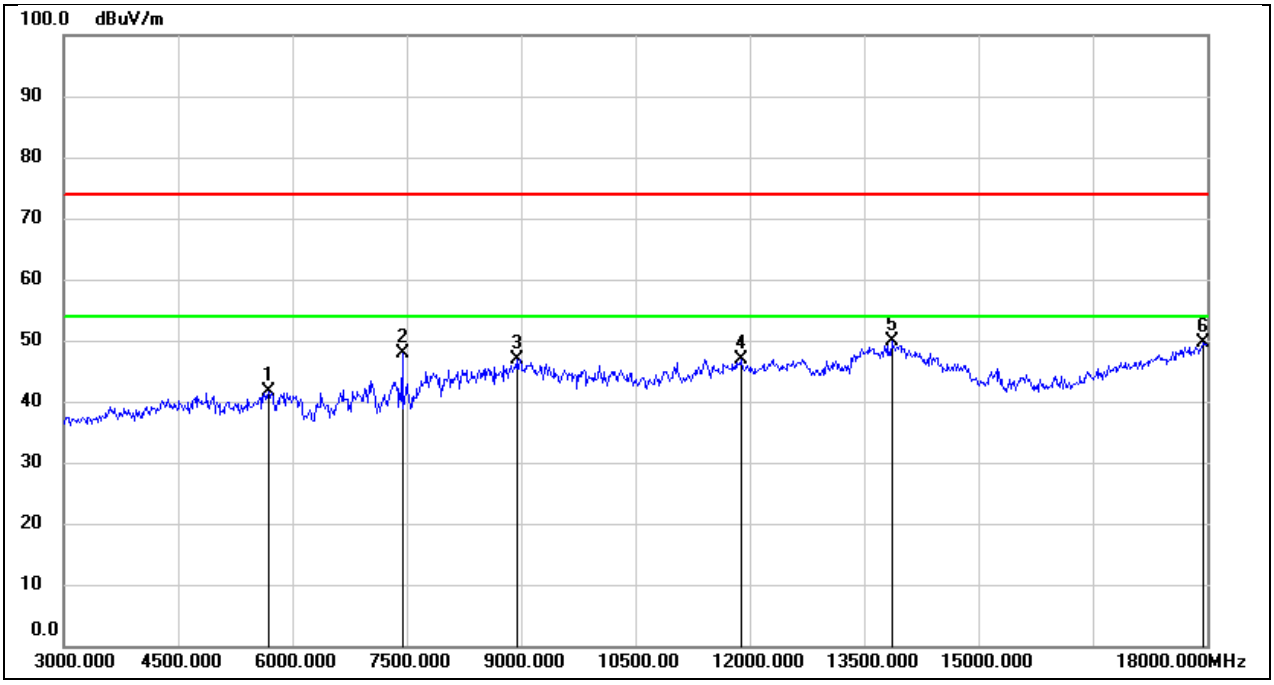

No.	Frequency (MHz)	Reading (dBuV)	Correct (dB/m)	Result (dBuV/m)	Limit (dBuV/m)	Margin (dB)	Remark
1	5685.000	39.08	2.59	41.67	74.00	-32.33	peak
2	7440.000	40.64	7.36	48.00	74.00	-26.00	peak
3	8940.000	36.64	10.35	46.99	74.00	-27.01	peak
4	11880.000	28.93	17.97	46.90	74.00	-27.10	peak
5	13860.000	27.29	22.68	49.97	74.00	-24.03	peak
6	17955.000	22.95	26.66	49.61	74.00	-24.39	peak

This report shall not be reproduced except in full, without the written approval of UL Verification Services (Guangzhou) Co., Ltd, Song Shan Lake Branch.

8.10. SPURIOUS EMISSIONS (9 KHZ ~ 30 MHZ)

Test Mode:	2.4GHz SRD	Frequency(MHz):	2406
Polarity:	Loop Antenna Face On To The EUT	Test Voltage:	AC 120 V, 60 Hz

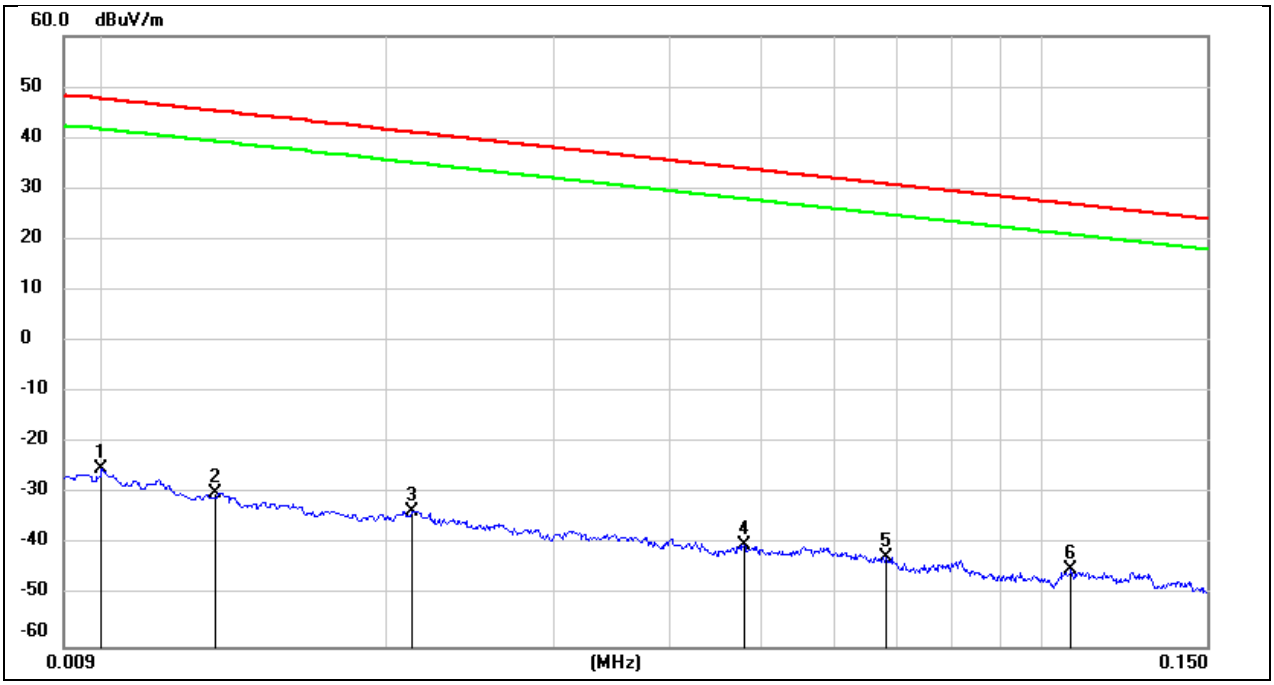

No.	Frequency	Reading	Correct	Result	Limit	Margin	Remark
	(MHz)	(dBuV)	(dB/m)	(dBuV/m)	(dBuV/m)	(dB)	
1	0.01	76.22	-101.4	-25.18	47.6	-72.78	peak
2	0.0131	71.47	-101.38	-29.91	45.25	-75.16	peak
3	0.0212	68.04	-101.35	-33.31	41.07	-74.38	peak
4	0.048	61.49	-101.47	-39.98	33.97	-73.95	peak
5	0.068	59.04	-101.56	-42.52	30.95	-73.47	peak
6	0.1073	56.8	-101.77	-44.97	26.99	-71.96	peak

This report shall not be reproduced except in full, without the written approval of UL Verification Services (Guangzhou) Co., Ltd, Song Shan Lake Branch.

Test Mode:	2.4GHz SRD	Frequency(MHz):	2406
Polarity:	Loop Antenna Face On To The EUT	Test Voltage:	AC 120 V, 60 Hz

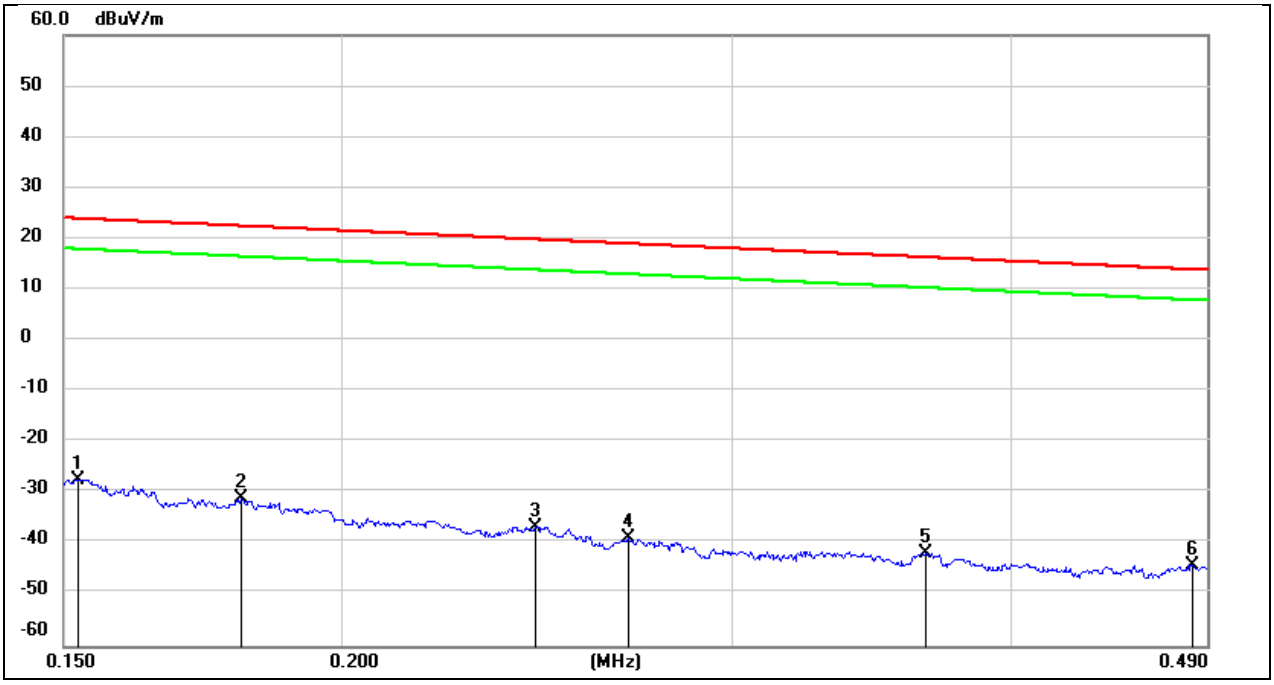

No.	Frequency	Reading	Correct	Result	Limit	Margin	Remark
	(MHz)	(dBuV)	(dB/m)	(dBuV/m)	(dBuV/m)	(dB)	
1	0.1524	74.3	-101.63	-27.33	23.94	-51.27	peak
2	0.1801	70.53	-101.68	-31.15	22.5	-53.65	peak
3	0.2446	65.08	-101.79	-36.71	19.83	-56.54	peak
4	0.2691	62.96	-101.82	-38.86	19	-57.86	peak
5	0.3662	60.08	-101.93	-41.85	16.33	-58.18	peak
6	0.4823	57.69	-102.04	-44.35	13.94	-58.29	peak

This report shall not be reproduced except in full, without the written approval of UL Verification Services (Guangzhou) Co., Ltd, Song Shan Lake Branch.

Test Mode:	2.4GHz SRD	Frequency(MHz):	2406
Polarity:	Loop Antenna Face On To The EUT	Test Voltage:	AC 120 V, 60 Hz

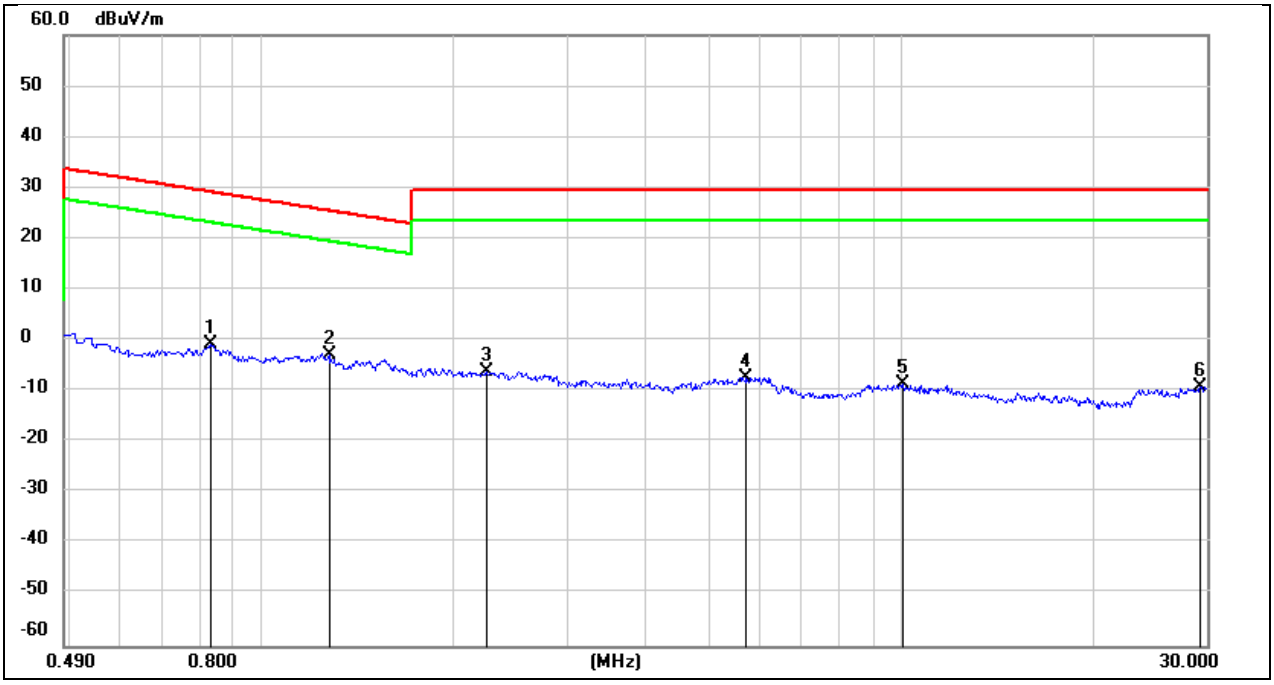

No.	Frequency	Reading	Correct	Result	Limit	Margin	Remark
	(MHz)	(dBuV)	(dB/m)	(dBuV/m)	(dBuV/m)	(dB)	
1	0.8296	61.44	-62.17	-0.73	29.23	-29.96	peak
2	1.2721	59.24	-62.15	-2.91	25.52	-28.43	peak
3	2.2456	55.56	-61.76	-6.2	29.54	-35.74	peak
4	5.7145	54.17	-61.39	-7.22	29.54	-36.76	peak
5	10.051	52.25	-60.8	-8.55	29.54	-38.09	peak
6	29.3213	50.8	-60.02	-9.22	29.54	-38.76	peak

This report shall not be reproduced except in full, without the written approval of UL Verification Services (Guangzhou) Co., Ltd, Song Shan Lake Branch.

8.11. SPURIOUS EMISSIONS (18 GHZ ~ 26 GHZ)

Test Mode:	2.4GHz SRD	Frequency(MHz):	2406
Polarity:	Horizontal	Test Voltage:	AC 120 V, 60 Hz

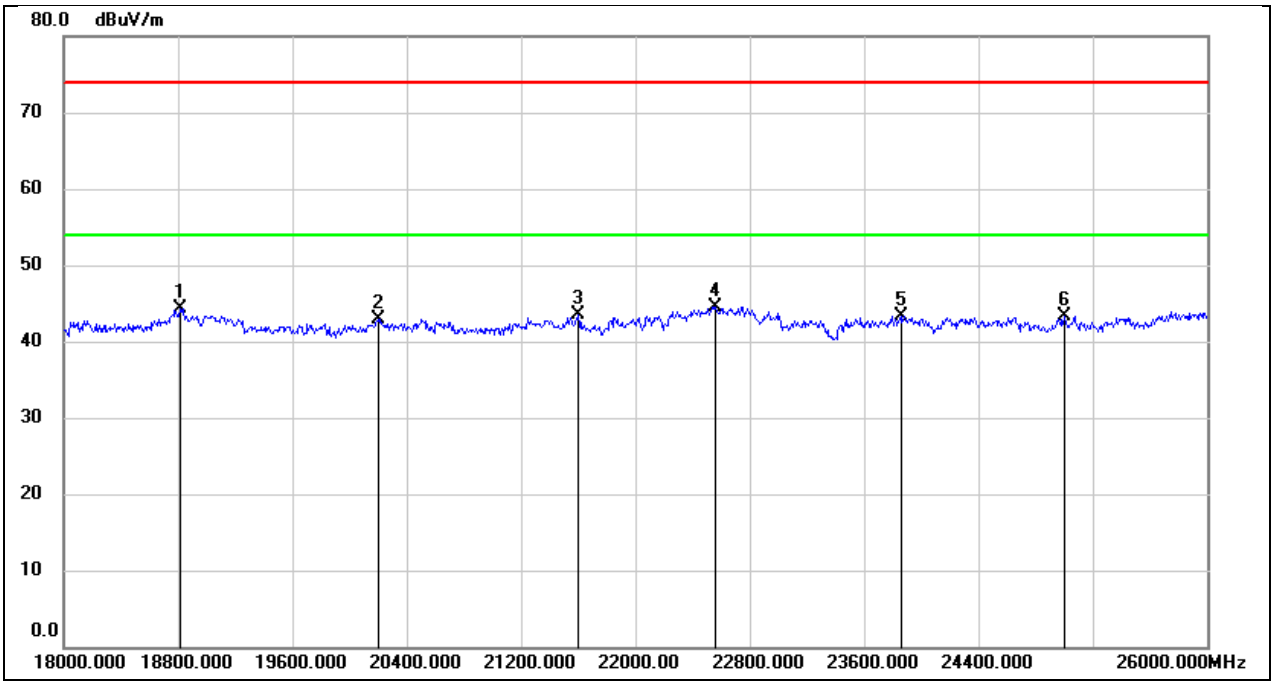

No.	Frequency (MHz)	Reading (dBuV)	Correct (dB/m)	Result (dBuV/m)	Limit (dBuV/m)	Margin (dB)	Remark
1	18816.000	49.71	-5.38	44.33	74.00	-29.67	peak
2	20200.000	48.54	-5.58	42.96	74.00	-31.04	peak
3	21600.000	48.02	-4.54	43.48	74.00	-30.52	peak
4	22560.000	48.28	-3.83	44.45	74.00	-29.55	peak
5	23856.000	46.36	-3.00	43.36	74.00	-30.64	peak
6	25000.000	45.36	-2.10	43.26	74.00	-30.74	peak

This report shall not be reproduced except in full, without the written approval of UL Verification Services (Guangzhou) Co., Ltd, Song Shan Lake Branch.

Test Mode:	2.4GHz SRD	Frequency(MHz):	2406
Polarity:	Vertical	Test Voltage:	AC 120 V, 60 Hz

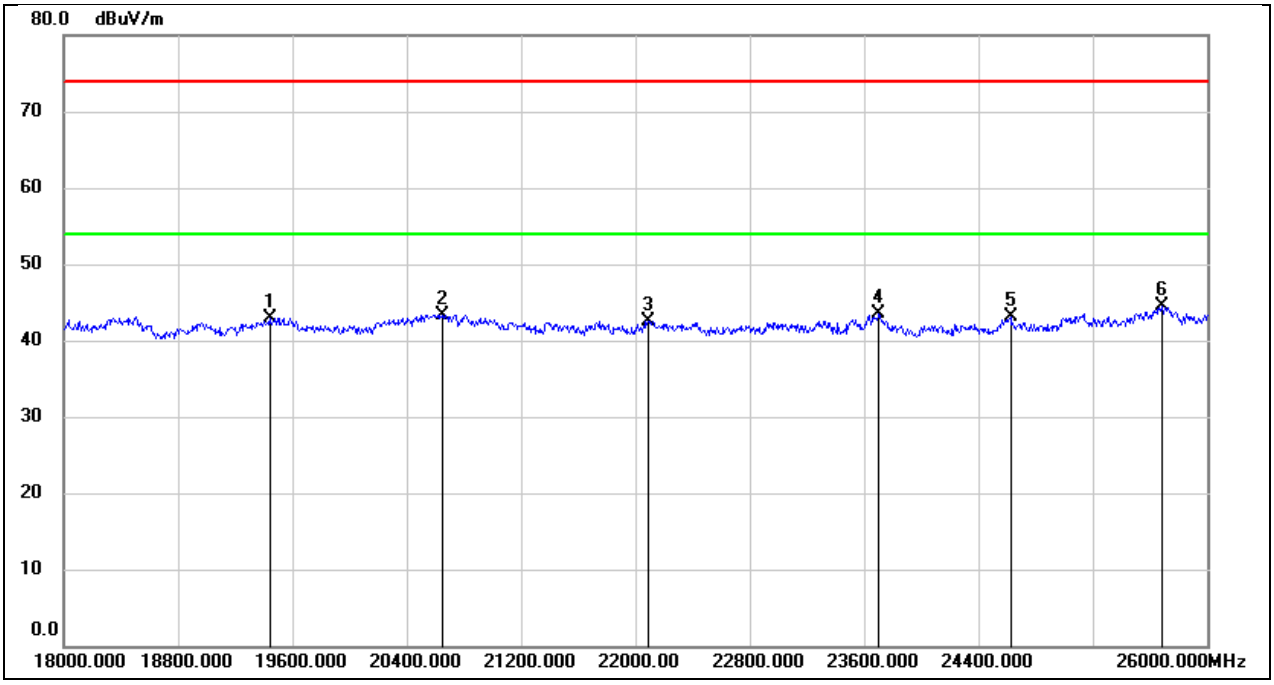

No.	Frequency (MHz)	Reading (dBuV)	Correct (dB/m)	Result (dBuV/m)	Limit (dBuV/m)	Margin (dB)	Remark
1	19440.000	48.55	-5.56	42.99	74.00	-31.01	peak
2	20648.000	48.60	-5.21	43.39	74.00	-30.61	peak
3	22088.000	46.92	-4.39	42.53	74.00	-31.47	peak
4	23704.000	46.68	-3.19	43.49	74.00	-30.51	peak
5	24624.000	45.49	-2.33	43.16	74.00	-30.84	peak
6	25688.000	45.31	-0.90	44.41	74.00	-29.59	peak

This report shall not be reproduced except in full, without the written approval of UL Verification Services (Guangzhou) Co., Ltd, Song Shan Lake Branch.

8.12. SPURIOUS EMISSIONS (30 MHZ ~ 1 GHZ)

Test Mode:	2.4GHz SRD	Frequency(MHz):	2406
Polarity:	Horizontal	Test Voltage:	AC 120 V, 60 Hz

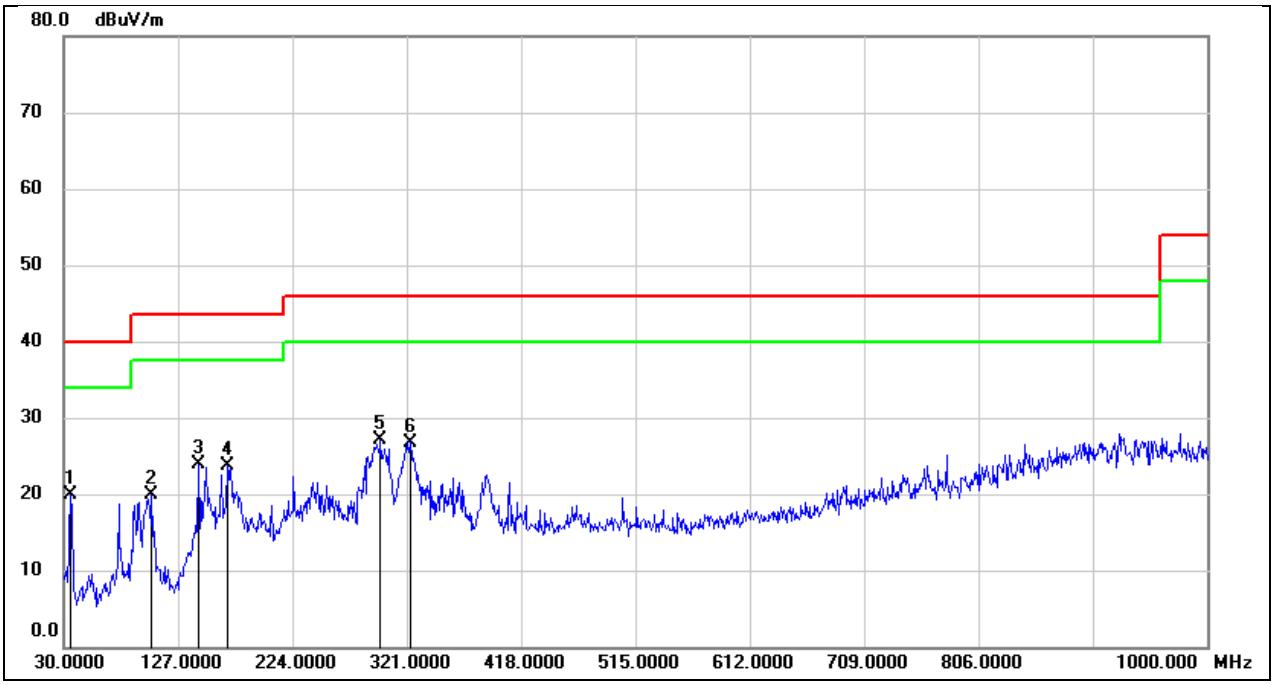

No.	Frequency (MHz)	Reading (dBuV)	Correct (dB/m)	Result (dBuV/m)	Limit (dBuV/m)	Margin (dB)	Remark
1	35.8200	34.20	-14.30	19.90	40.00	-20.10	QP
2	104.6900	35.97	-16.07	19.90	43.50	-23.60	QP
3	144.4600	37.69	-13.84	23.85	43.50	-19.65	QP
4	168.7100	36.01	-12.31	23.70	43.50	-19.80	QP
5	298.6900	38.96	-11.79	27.17	46.00	-18.83	QP
6	323.9100	37.49	-10.69	26.80	46.00	-19.20	QP

This report shall not be reproduced except in full, without the written approval of UL Verification Services (Guangzhou) Co., Ltd, Song Shan Lake Branch.

Test Mode:	2.4GHz SRD	Frequency(MHz):	2406
Polarity:	Vertical	Test Voltage:	AC 120 V, 60 Hz

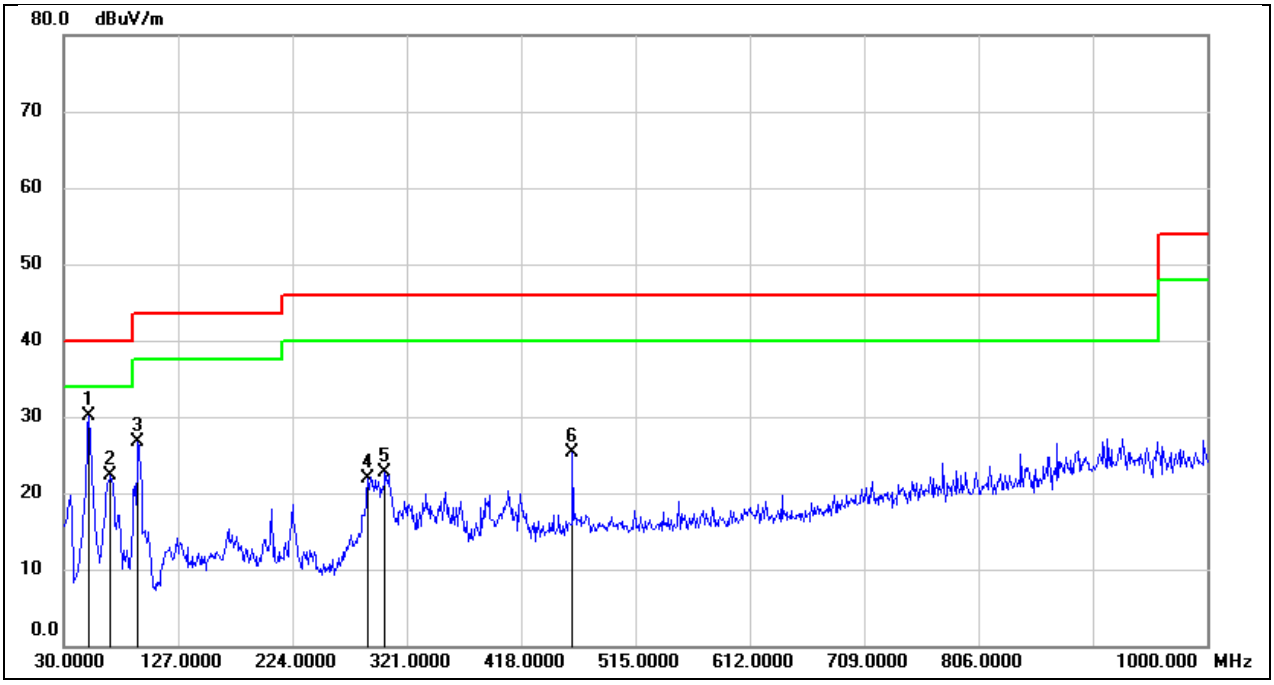

No.	Frequency (MHz)	Reading (dBuV)	Correct (dB/m)	Result (dBuV/m)	Limit (dBuV/m)	Margin (dB)	Remark
1	51.3400	45.60	-15.54	30.06	40.00	-9.94	QP
2	69.7699	37.83	-15.61	22.22	40.00	-17.78	QP
3	93.0500	43.62	-17.01	26.61	43.50	-16.89	QP
4	288.0200	34.26	-12.43	21.83	46.00	-24.17	QP
5	302.5700	34.38	-11.59	22.79	46.00	-23.21	QP
6	461.6500	33.67	-8.39	25.28	46.00	-20.72	QP

This report shall not be reproduced except in full, without the written approval of UL Verification Services (Guangzhou) Co., Ltd, Song Shan Lake Branch.

9. AC POWER LINE CONDUCTED EMISSION

LIMITS

Please refer to CFR 47 FCC §15.207 (a).

FREQUENCY (MHz)	Quasi-peak	Average
0.15 -0.5	66 - 56 *	56 - 46 *
0.50 -5.0	56.00	46.00
5.0 -30.0	60.00	50.00

TEST PROCEDURE

The EUT is put on a table of non-conducting material that is 80 cm high. The vertical conducting wall of shielding is located 40 cm to the rear of the EUT. The power line of the EUT is connected to the AC mains through a Artificial Mains Network (A.M.N.). A EMI Measurement Receiver (R&S Test Receiver ESR3) is used to test the emissions from both sides of AC line. According to the requirements in Section 6.2 of ANSI C63.10-2013.Conducted emissions from the EUT measured in the frequency range between 0.15 MHz and 30 MHz using CISPR Quasi-Peak and average detector mode. The bandwidth of EMI test receiver is set at 9 kHz.

The arrangement of the equipment is installed to meet the standards and operating in a manner, which tends to maximize its emission characteristics in a normal application.

TEST SETUP

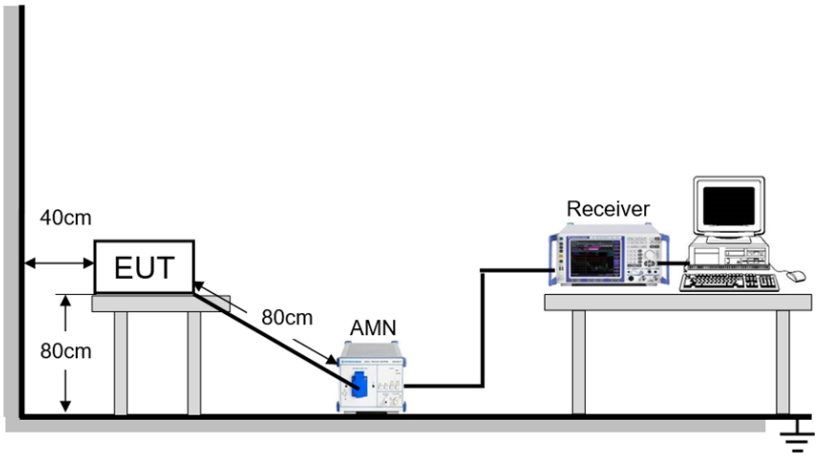

TEST ENVIRONMENT

Temperature	22.5℃	Relative Humidity	57%
Atmosphere Pressure	101kPa	Test Voltage	AC 120 V, 60 Hz

This report shall not be reproduced except in full, without the written approval of UL Verification Services (Guangzhou) Co., Ltd, Song Shan Lake Branch.

LEFT EUT TEST RESULTS

Test Mode:	2.4GHz SRD	Frequency(MHz):	2474
Line:	L1	Test Voltage	AC 120 V, 60 Hz

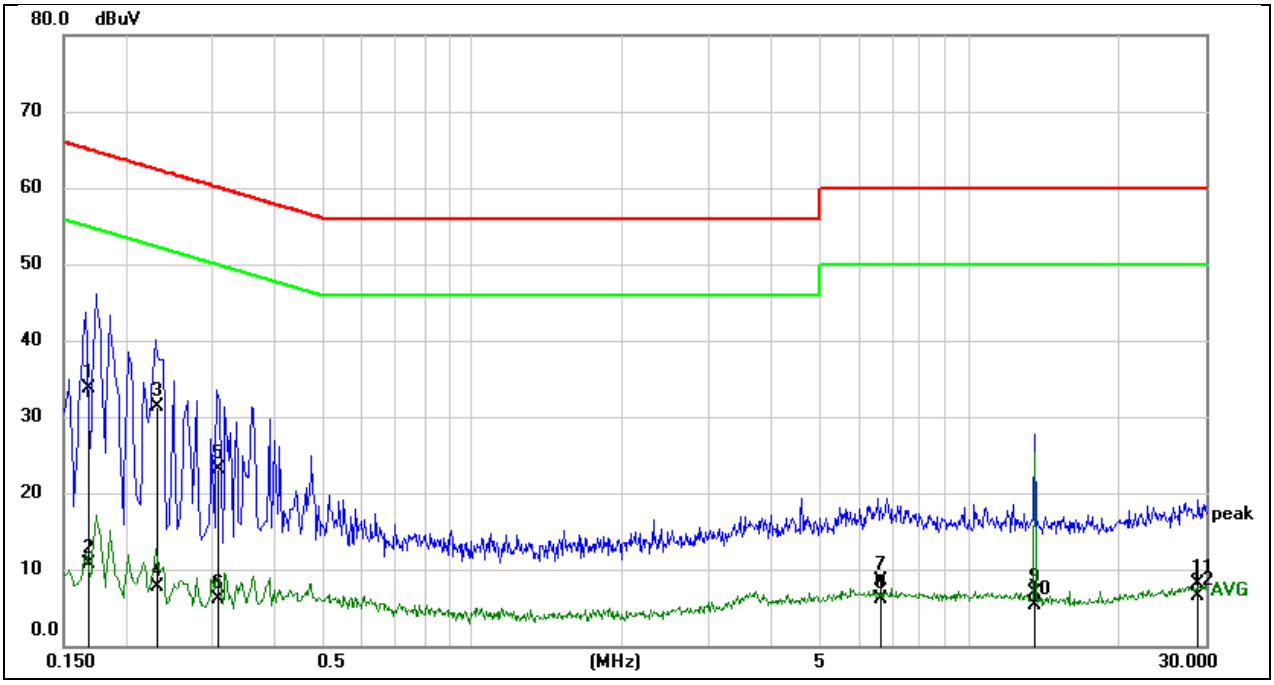

No.	Frequency (MHz)	Reading (dBuV)	Correct (dB)	Result (dBuV)	Limit (dBuV)	Margin (dB)	Remark
1	0.1694	23.37	10.30	33.67	64.99	-31.32	QP
2	0.1694	0.32	10.30	10.62	54.99	-44.37	AVG
3	0.2330	20.98	10.24	31.22	62.34	-31.12	QP
4	0.2330	-2.48	10.24	7.76	52.34	-44.58	AVG
5	0.3072	12.78	10.24	23.02	60.05	-37.03	QP
6	0.3072	-4.23	10.24	6.01	50.05	-44.04	AVG
7	6.6089	-1.72	10.32	8.60	60.00	-51.40	QP
8	6.6089	-4.18	10.32	6.14	50.00	-43.86	AVG
9	13.5969	-3.64	10.48	6.84	60.00	-53.16	QP
10	13.5969	-5.22	10.48	5.26	50.00	-44.74	AVG
11	29.0649	-2.68	10.84	8.16	60.00	-51.84	QP
12	29.0649	-4.29	10.84	6.55	50.00	-43.45	AVG

Note:
1. Result = Reading + Correct Factor.
2. If QP Result complies with AV limit, AV Result is deemed to comply with AV limit.
3. Test setup: RBW: 200 Hz (9 kHz ~ 150 kHz), 9 kHz (150 kHz ~ 30 MHz).
4. Step size: 80 Hz (0.009 MHz ~ 0.15 MHz), 4 kHz (0.15 MHz ~ 30 MHz), Scan time: auto.

This report shall not be reproduced except in full, without the written approval of UL Verification Services (Guangzhou) Co., Ltd, Song Shan Lake Branch.

Test Mode:	2.4GHz SRD	Frequency(MHz):	2474
Line:	N	Test Voltage	AC 120 V, 60 Hz

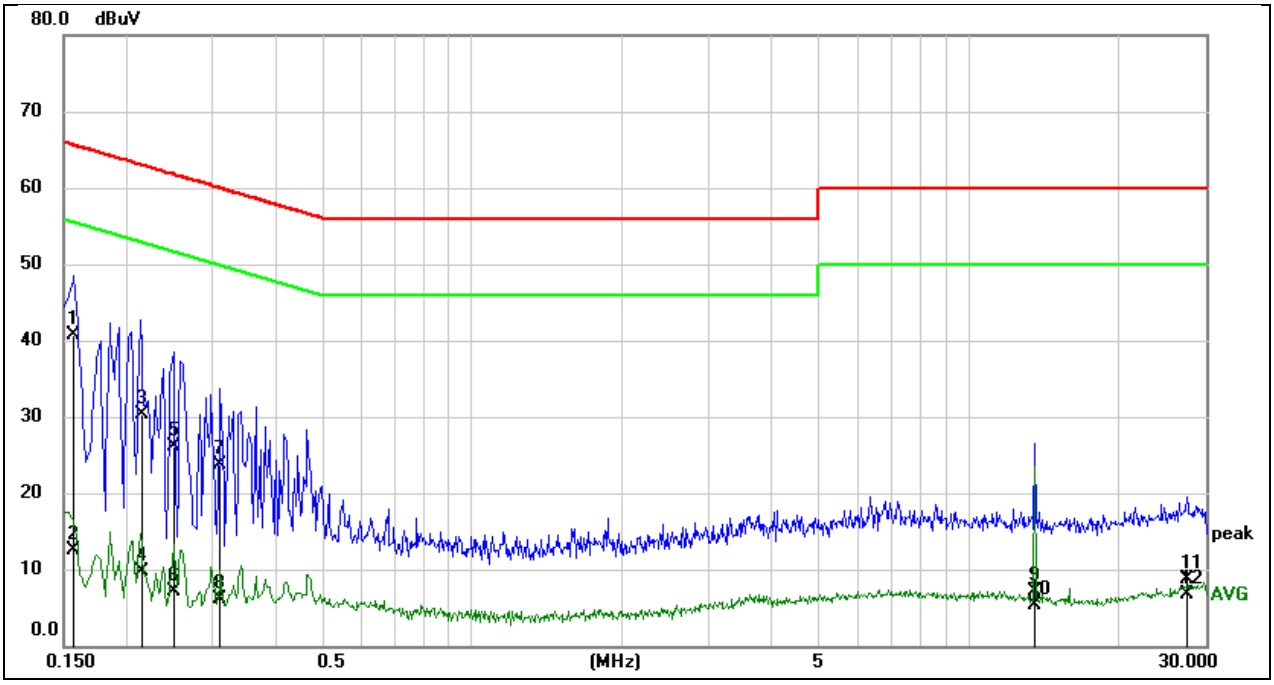

No.	Frequency (MHz)	Reading (dBuV)	Correct (dB)	Result (dBuV)	Limit (dBuV)	Margin (dB)	Remark
1	0.1578	30.52	10.22	40.74	65.58	-24.84	QP
2	0.1578	2.26	10.22	12.48	55.58	-43.10	AVG
3	0.2155	20.15	10.13	30.28	62.99	-32.71	QP
4	0.2155	-0.34	10.13	9.79	52.99	-43.20	AVG
5	0.2502	16.01	10.12	26.13	61.75	-35.62	QP
6	0.2502	-3.06	10.12	7.06	51.75	-44.69	AVG
7	0.3108	13.57	10.10	23.67	59.95	-36.28	QP
8	0.3108	-4.08	10.10	6.02	49.95	-43.93	AVG
9	13.6121	-3.44	10.58	7.14	60.00	-52.86	QP
10	13.6121	-5.27	10.58	5.31	50.00	-44.69	AVG
11	27.6121	-2.43	11.09	8.66	60.00	-51.34	QP
12	27.6121	-4.38	11.09	6.71	50.00	-43.29	AVG

Note:
1. Result = Reading + Correct Factor.
2. If QP Result complies with AV limit, AV Result is deemed to comply with AV limit.
3. Test setup: RBW: 200 Hz (9 kHz ~ 150 kHz), 9 kHz (150 kHz ~ 30 MHz).
4. Step size: 80 Hz (0.009 MHz ~ 0.15 MHz), 4 kHz (0.15 MHz ~ 30 MHz), Scan time: auto.

Note: All the modes have been tested, only the worst data was recorded in the report.

This report shall not be reproduced except in full, without the written approval of UL Verification Services (Guangzhou) Co., Ltd, Song Shan Lake Branch.

RIGHT EUT TEST RESULTS

Test Mode:	2.4GHz SRD	Frequency(MHz):	2406
Line:	L1	Test Voltage	AC 120 V, 60 Hz

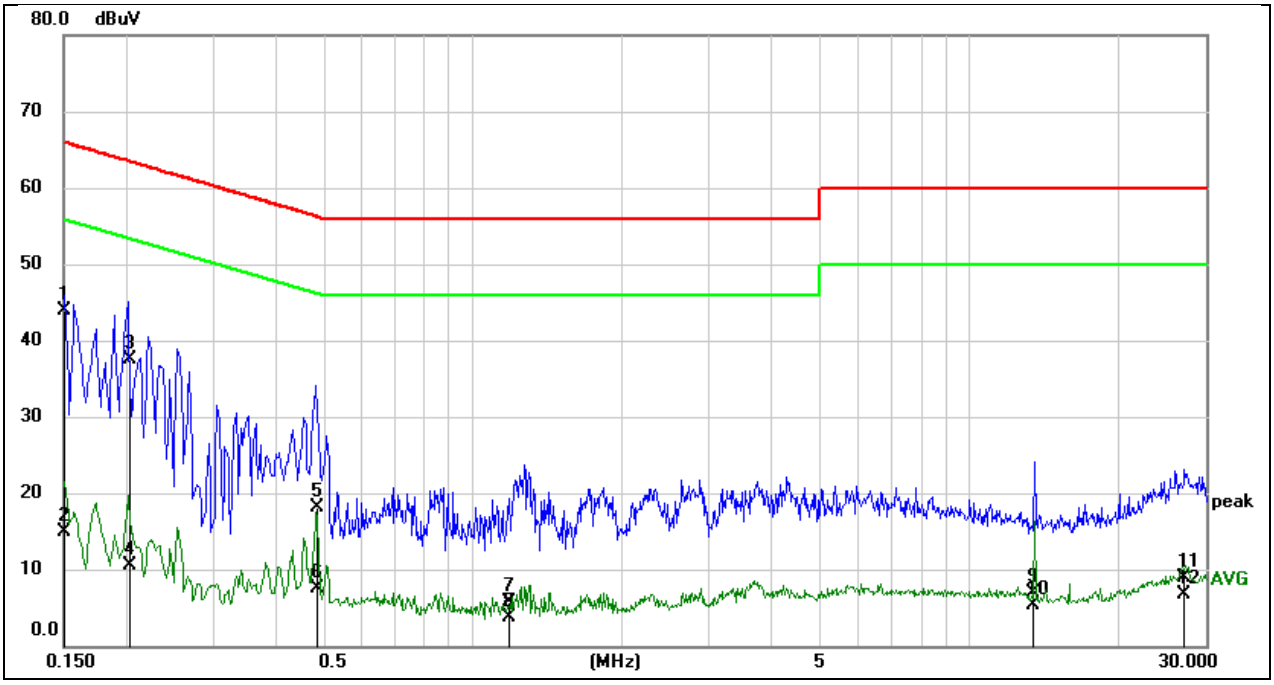

No.	Frequency (MHz)	Reading (dBuV)	Correct (dB)	Result (dBuV)	Limit (dBuV)	Margin (dB)	Remark
1	0.1514	33.60	10.34	43.94	65.92	-21.98	QP
2	0.1514	4.59	10.34	14.93	55.92	-40.99	AVG
3	0.2047	27.27	10.24	37.51	63.42	-25.91	QP
4	0.2047	0.21	10.24	10.45	53.42	-42.97	AVG
5	0.4867	7.86	10.24	18.10	56.22	-38.12	QP
6	0.4867	-2.82	10.24	7.42	46.22	-38.80	AVG
7	1.1830	-4.34	10.01	5.67	56.00	-50.33	QP
8	1.1830	-6.25	10.01	3.76	46.00	-42.24	AVG
9	13.4711	-3.54	10.48	6.94	60.00	-53.06	QP
10	13.4711	-5.25	10.48	5.23	50.00	-44.77	AVG
11	27.0431	-1.85	10.85	9.00	60.00	-51.00	QP
12	27.0431	-4.20	10.85	6.65	50.00	-43.35	AVG

Note:
1. Result = Reading + Correct Factor.
2. If QP Result complies with AV limit, AV Result is deemed to comply with AV limit.
3. Test setup: RBW: 200 Hz (9 kHz ~ 150 kHz), 9 kHz (150 kHz ~ 30 MHz).
4. Step size: 80 Hz (0.009 MHz ~ 0.15 MHz), 4 kHz (0.15 MHz ~ 30 MHz), Scan time: auto.

This report shall not be reproduced except in full, without the written approval of UL Verification Services (Guangzhou) Co., Ltd, Song Shan Lake Branch.

Test Mode:	2.4GHz SRD	Frequency(MHz):	2406
Line:	N	Test Voltage	AC 120 V, 60 Hz

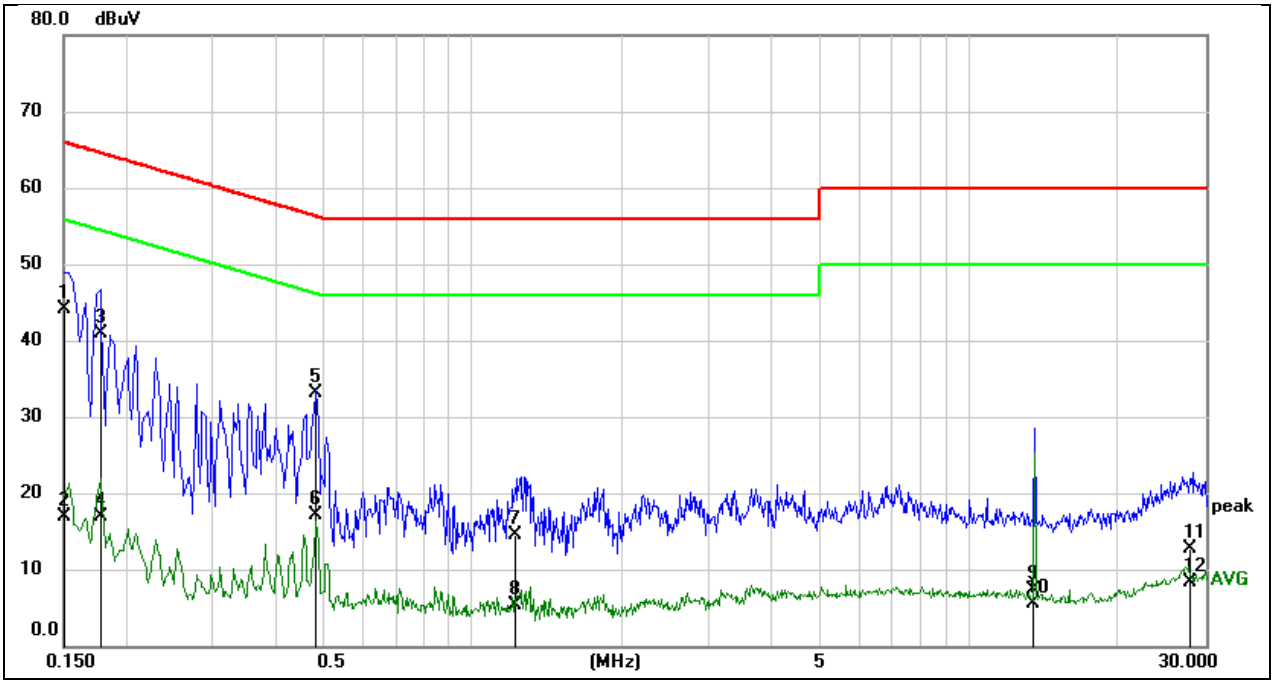

No.	Frequency (MHz)	Reading (dBuV)	Correct (dB)	Result (dBuV)	Limit (dBuV)	Margin (dB)	Remark
1	0.1508	33.79	10.24	44.03	65.96	-21.93	QP
2	0.1508	6.66	10.24	16.90	55.96	-39.06	AVG
3	0.1783	30.77	10.18	40.95	64.56	-23.61	QP
4	0.1783	6.64	10.18	16.82	54.56	-37.74	AVG
5	0.4856	23.00	10.04	33.04	56.24	-23.20	QP
6	0.4856	7.06	10.04	17.10	46.24	-29.14	AVG
7	1.2101	4.65	9.87	14.52	56.00	-41.48	QP
8	1.2101	-4.66	9.87	5.21	46.00	-40.79	AVG
9	13.4941	-3.20	10.58	7.38	60.00	-52.62	QP
10	13.4941	-5.16	10.58	5.42	50.00	-44.58	AVG
11	28.1301	1.58	11.10	12.68	60.00	-47.32	QP
12	28.1301	-2.87	11.10	8.23	50.00	-41.77	AVG

Note:
1. Result = Reading + Correct Factor.
2. If QP Result complies with AV limit, AV Result is deemed to comply with AV limit.
3. Test setup: RBW: 200 Hz (9 kHz ~ 150 kHz), 9 kHz (150 kHz ~ 30 MHz).
4. Step size: 80 Hz (0.009 MHz ~ 0.15 MHz), 4 kHz (0.15 MHz ~ 30 MHz), Scan time: auto.

Note: All the modes have been tested, only the worst data was recorded in the report.

This report shall not be reproduced except in full, without the written approval of UL Verification Services (Guangzhou) Co., Ltd, Song Shan Lake Branch.

10. ANTENNA REQUIREMENT

REQUIREMENT

Please refer to FCC part 15.203
An intentional radiator shall be designed to ensure that no antenna other than that furnished by the responsible party shall be used with the device. The use of a permanently attached antenna or of an antenna that uses a unique coupling to the intentional radiator shall be considered sufficient to comply with the provisions of this section. The manufacturer may design the unit so that a broken antenna can be replaced by the user, but the use of a standard antenna jack or electrical connector is prohibited.

Please refer to FCC part 15.247(b)(4)
The conducted output power limit specified in paragraph (b) of this section is based on the use of antennas with directional gains that do not exceed 6 dBi. Except as shown in paragraph (c) of this section, if transmitting antennas of directional gain greater than 6 dBi are used, the conducted output power from the intentional radiator shall be reduced below the stated values in paragraphs (b)(1), (b)(2), and (b)(3) of this section, as appropriate, by the amount in dB that the directional gain of the antenna exceeds 6 dBi.

DESCRIPTION

Pass

This report shall not be reproduced except in full, without the written approval of UL Verification Services (Guangzhou) Co., Ltd, Song Shan Lake Branch.

11. LEFT EUT TEST DATA

Appendix A1: Duty Cycle

Test Mode	On Time (msec)	Period (msec)	Duty Cycle x (Linear)	Duty Cycle (%)	Duty Cycle Correction Factor (dB)	1/T Minimum VBW (kHz)	Final setting For VBW (kHz)
2.4GHZ SRD	100	100	1.0000	100.00	0.00	0.01	0.01

Note:
Duty Cycle Correction Factor=10log (1/x).
Where: x is Duty Cycle (Linear)
Where: T is On Time
If that calculated VBW is not available on the analyzer then the next higher value should be used.

Test Graphs

Duty Cycle NVNT 2.4GHZ SRD 2406MHz Ant1

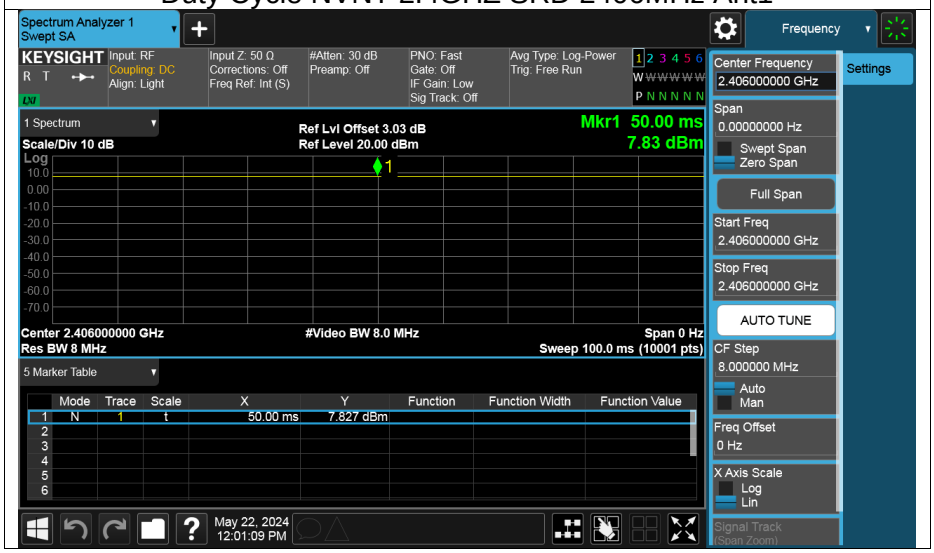

This report shall not be reproduced except in full, without the written approval of UL Verification Services (Guangzhou) Co., Ltd, Song Shan Lake Branch.

Appendix B1: Maximum Peak Conducted Output Power

Mode	Frequency (MHz)	Antenna	Total Power (dBm)	Limit (dBm)	Verdict
2.4GHZ SRD	2406	Ant1	7.79	30	Pass
2.4GHZ SRD	2442	Ant1	7.68	30	Pass
2.4GHZ SRD	2474	Ant1	7.79	30	Pass

This report shall not be reproduced except in full, without the written approval of UL Verification Services (Guangzhou) Co., Ltd, Song Shan Lake Branch.

Appendix C1: -6dB Bandwidth

Mode	Frequency (MHz)	Antenna	-6 dB Bandwidth (MHz)	Limit -6 dB Bandwidth (MHz)	Verdict
2.4GHZ SRD	2406	Ant1	1.37	⩾0.5	Pass
2.4GHZ SRD	2442	Ant1	1.31	⩾0.5	Pass
2.4GHZ SRD	2474	Ant1	1.37	⩾0.5	Pass

This report shall not be reproduced except in full, without the written approval of UL Verification Services (Guangzhou) Co., Ltd, Song Shan Lake Branch.

Test Graphs

-6dB Bandwidth NVNT 2.4GHZ SRD 2406MHz Ant1

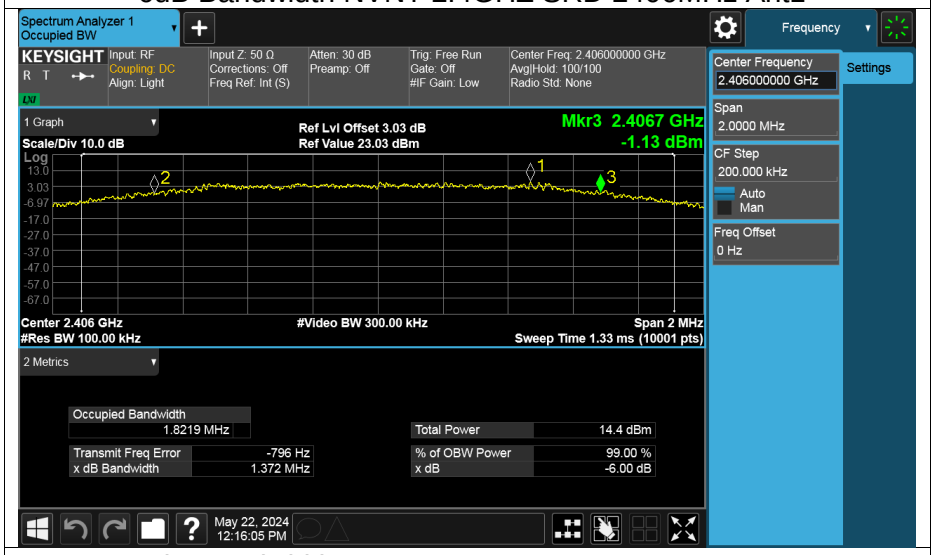

-6dB Bandwidth NVNT 2.4GHZ SRD 2442MHz Ant1

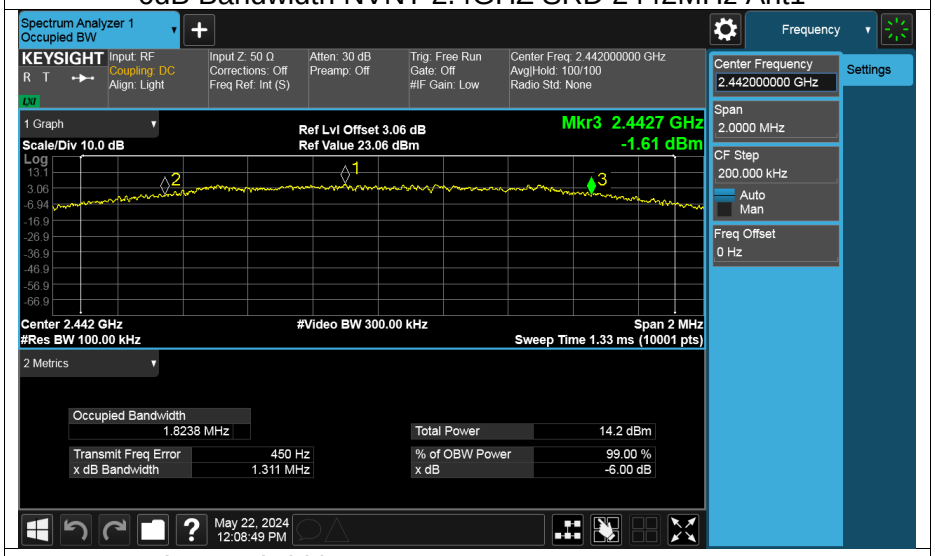

-6dB Bandwidth NVNT 2.4GHZ SRD 2474MHz Ant1

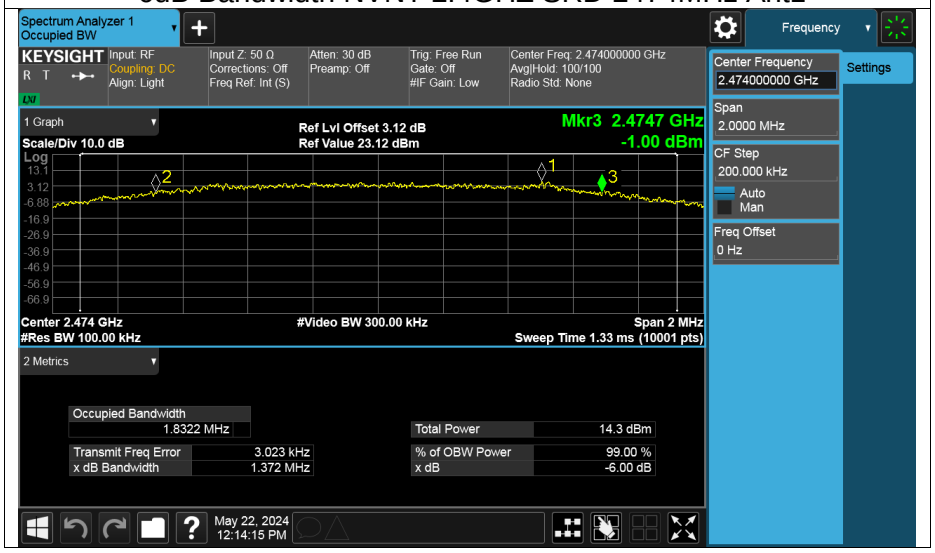

This report shall not be reproduced except in full, without the written approval of UL Verification Services (Guangzhou) Co., Ltd, Song Shan Lake Branch.

Appendix D1: Maximum Power Spectral Density Level

Mode	Frequency (MHz)	Antenna	Total PSD (dBm/3kHz)	Limit (dBm/3kHz)	Verdict
2.4GHZ SRD	2406	Ant1	-6.03	8	Pass
2.4GHZ SRD	2442	Ant1	-6.49	8	Pass
2.4GHZ SRD	2474	Ant1	-5.87	8	Pass

This report shall not be reproduced except in full, without the written approval of UL Verification Services (Guangzhou) Co., Ltd, Song Shan Lake Branch.

Test Graphs

PSD NVNT 2.4GHZ SRD 2406MHz Ant1

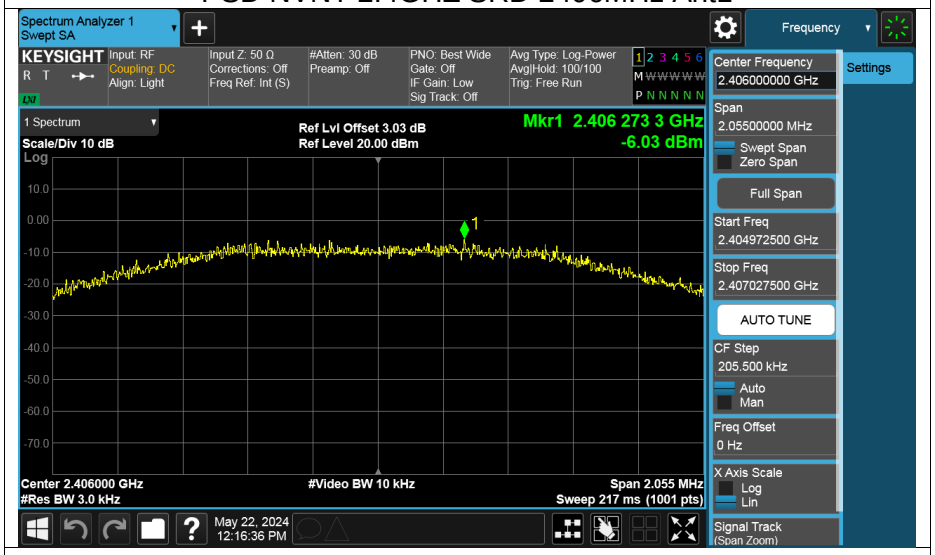

PSD NVNT 2.4GHZ SRD 2442MHz Ant1

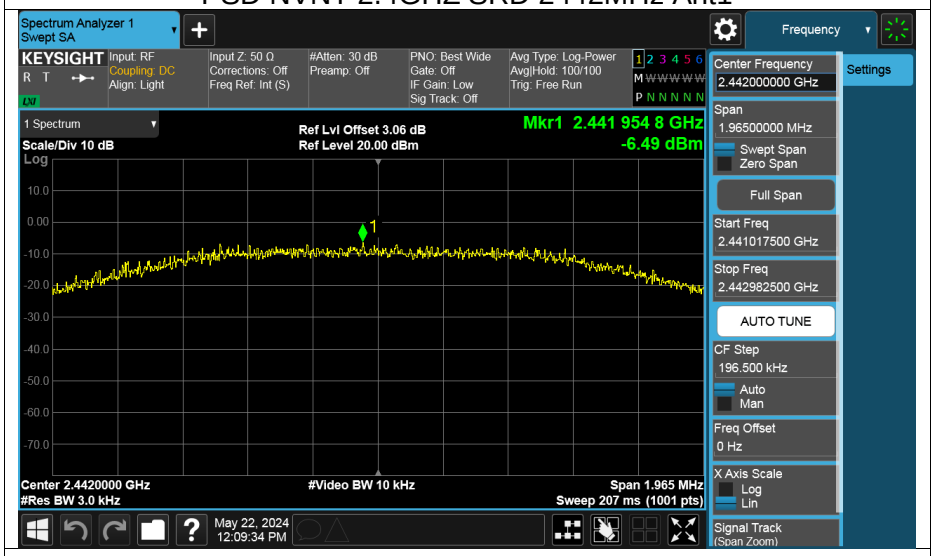

PSD NVNT 2.4GHZ SRD 2474MHz Ant1

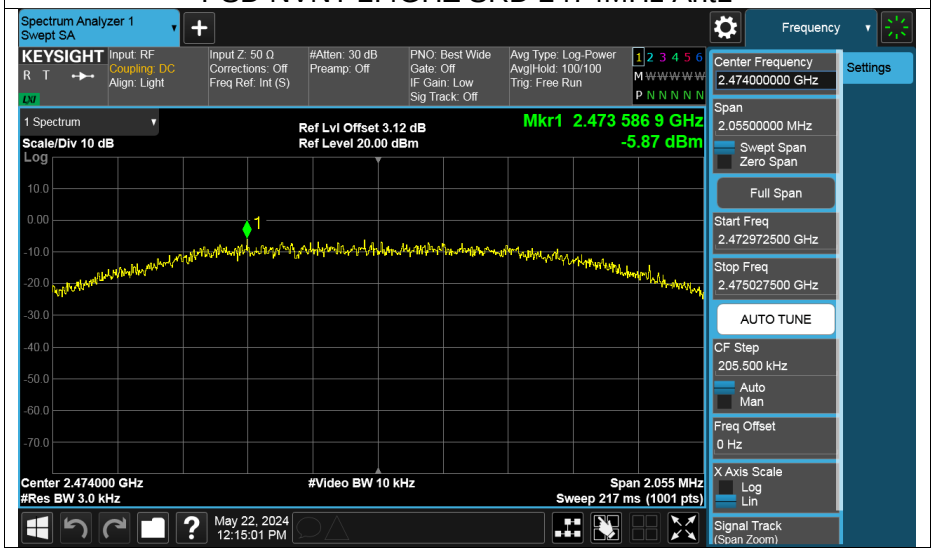

This report shall not be reproduced except in full, without the written approval of UL Verification Services (Guangzhou) Co., Ltd, Song Shan Lake Branch.

Appendix E1: Band Edge

Mode	Frequency (MHz)	Antenna	Max Value (dBc)	Limit (dBc)	Verdict
2.4GHZ SRD	2406	Ant1	-61.72	-20	Pass
2.4GHZ SRD	2474	Ant1	-62.13	-20	Pass

This report shall not be reproduced except in full, without the written approval of UL Verification Services (Guangzhou) Co., Ltd, Song Shan Lake Branch.

Test Graphs

Band Edge NVNT 2.4GHZ SRD 2406MHz Ant1 Ref

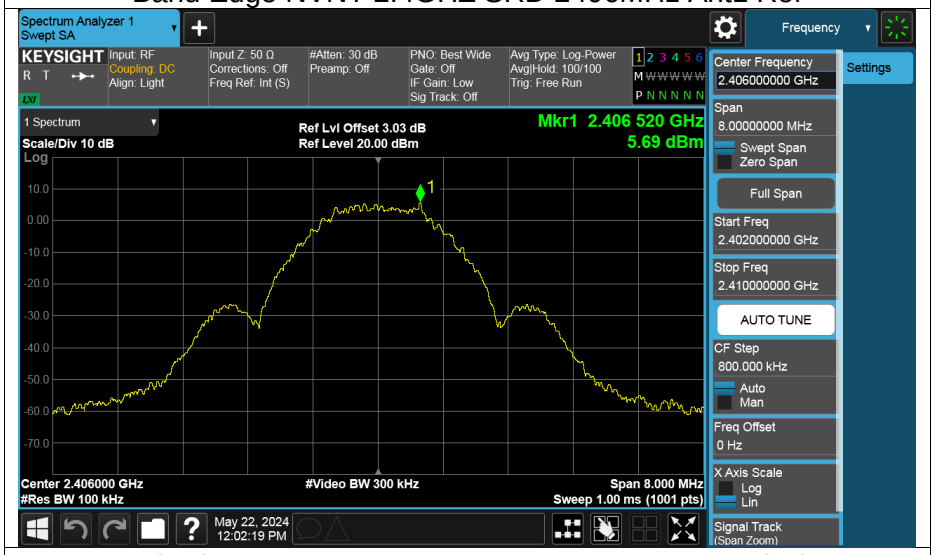

Band Edge NVNT 2.4GHZ SRD 2406MHz Ant1 Emission

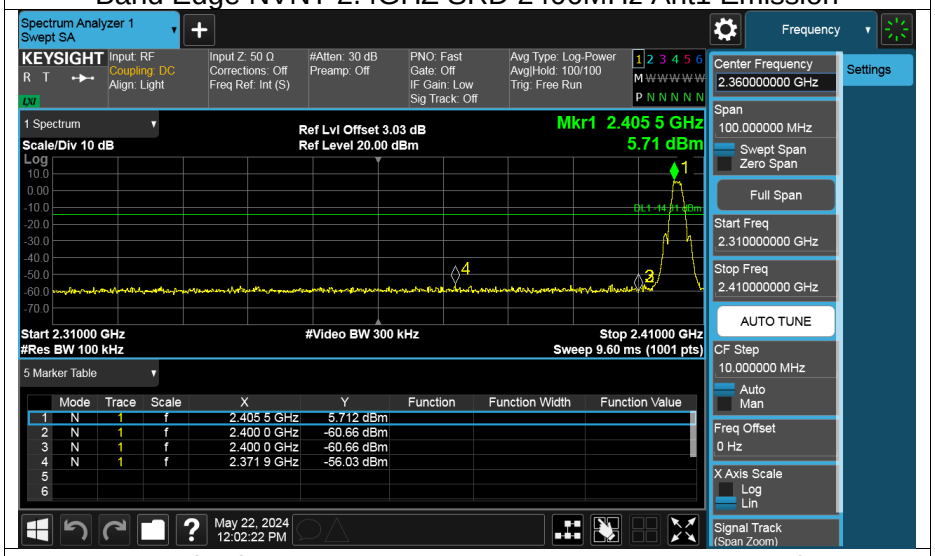

Band Edge NVNT 2.4GHZ SRD 2474MHz Ant1 Ref

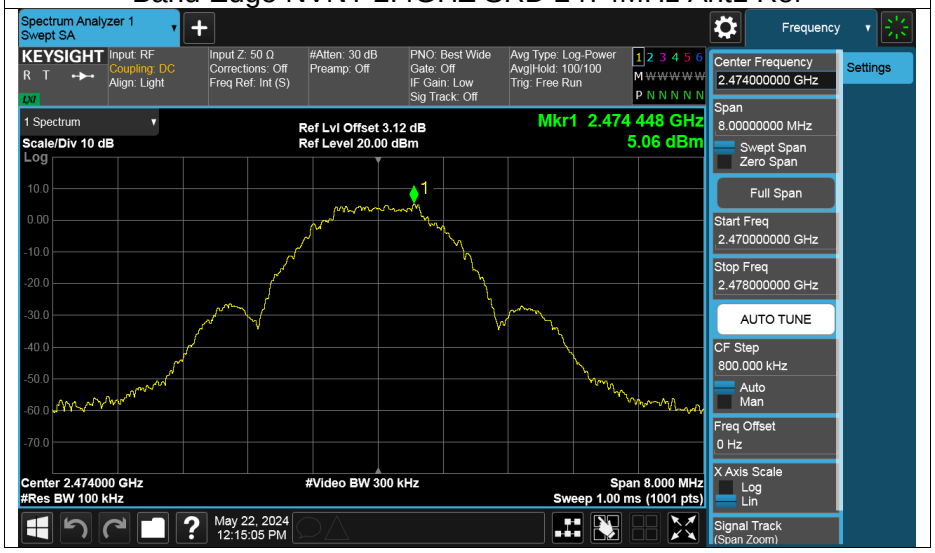

This report shall not be reproduced except in full, without the written approval of UL Verification Services (Guangzhou) Co., Ltd, Song Shan Lake Branch.

Band Edge NVNT 2.4GHZ SRD 2474MHz Ant1 Emission

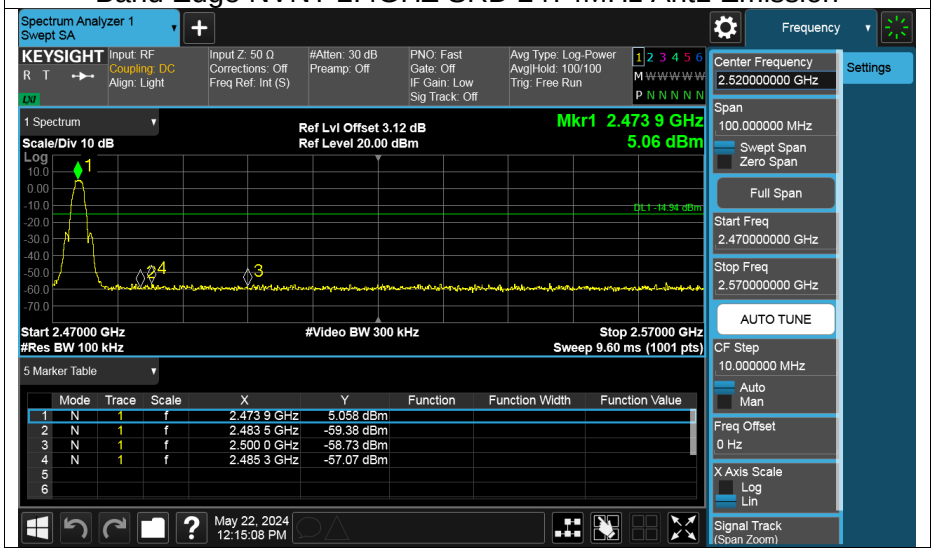

This report shall not be reproduced except in full, without the written approval of UL Verification Services (Guangzhou) Co., Ltd, Song Shan Lake Branch.

Appendix F1: Conducted RF Spurious Emission

Mode	Frequency (MHz)	Antenna	Max Value (dBc)	Limit (dBc)	Verdict
2.4GHZ SRD	2406	Ant1	-64.48	-20	Pass
2.4GHZ SRD	2442	Ant1	-64.00	-20	Pass
2.4GHZ SRD	2474	Ant1	-63.94	-20	Pass

This report shall not be reproduced except in full, without the written approval of UL Verification Services (Guangzhou) Co., Ltd, Song Shan Lake Branch.

Test Graphs

Tx. Spurious NVNT 2.4GHZ SRD 2406MHz Ant1 Ref

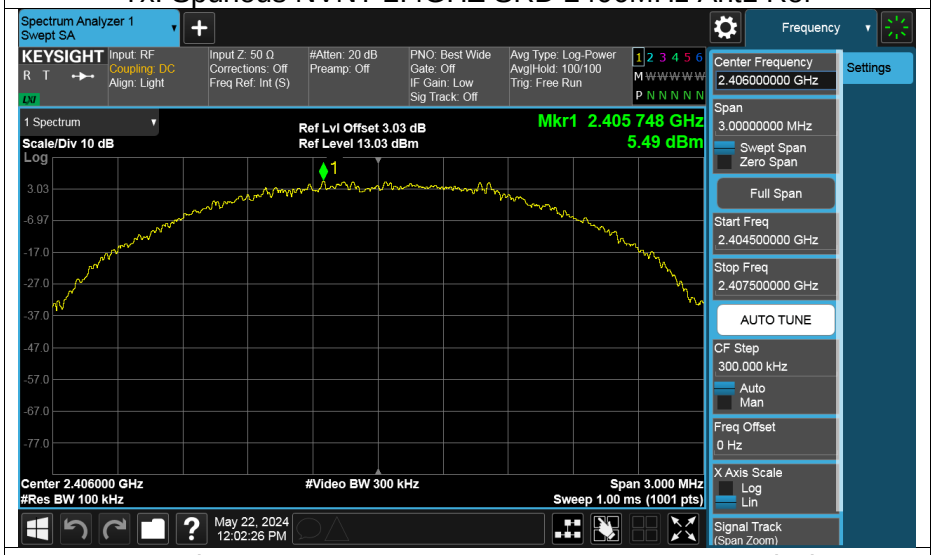

Tx. Spurious NVNT 2.4GHZ SRD 2406MHz Ant1 Emission

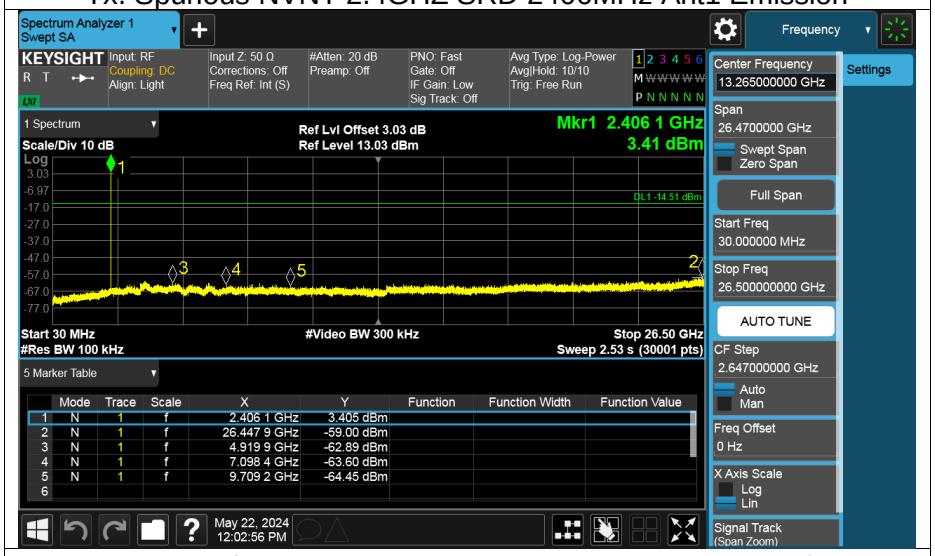

Tx. Spurious NVNT 2.4GHZ SRD 2442MHz Ant1 Ref

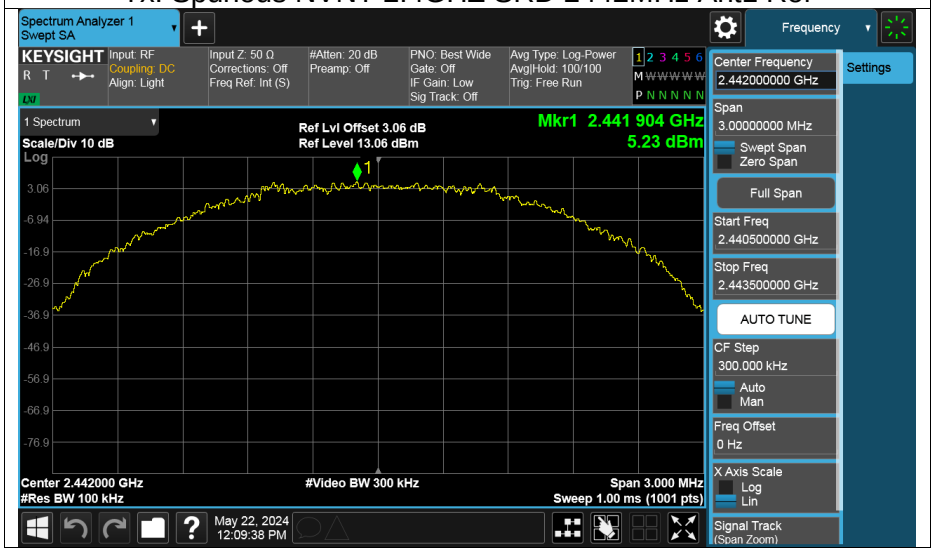

This report shall not be reproduced except in full, without the written approval of UL Verification Services (Guangzhou) Co., Ltd, Song Shan Lake Branch.

Tx. Spurious NVNT 2.4GHZ SRD 2442MHz Ant1 Emission

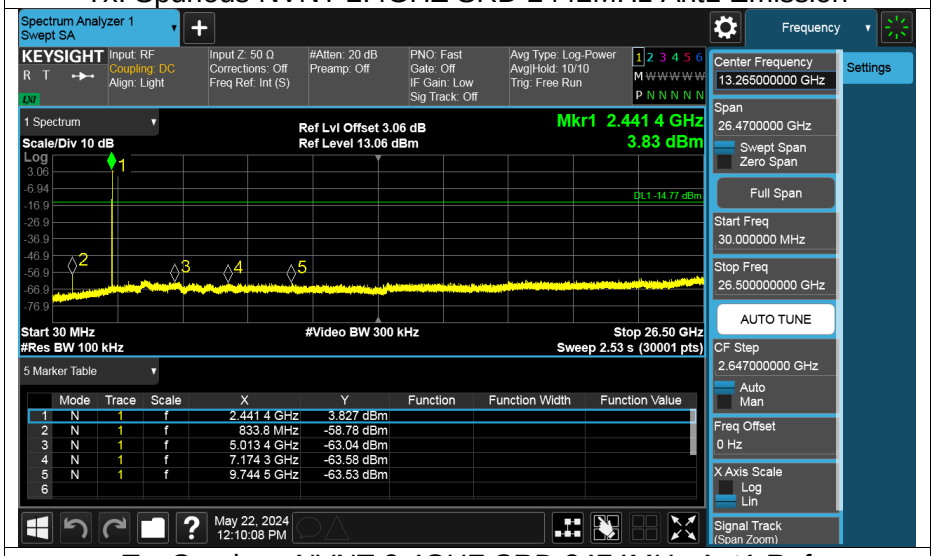

Tx. Spurious NVNT 2.4GHZ SRD 2474MHz Ant1 Ref

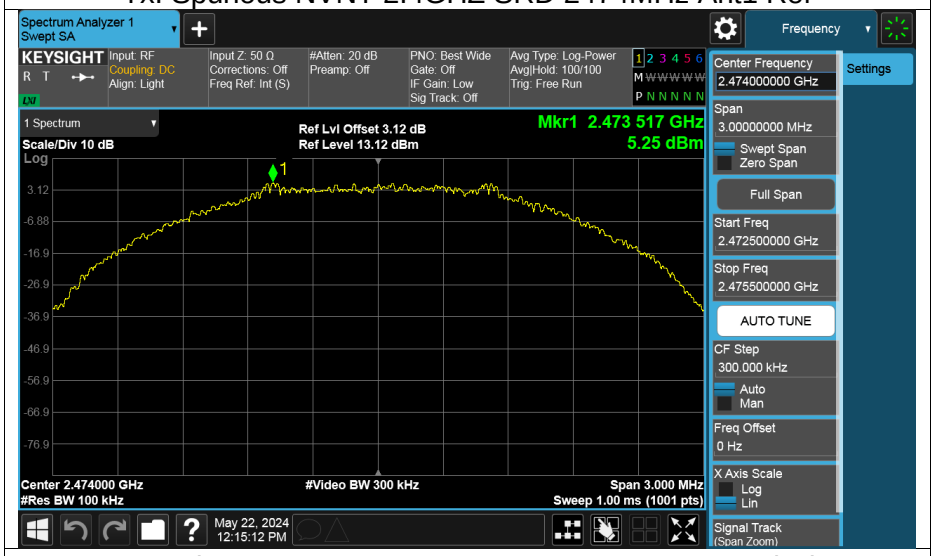

Tx. Spurious NVNT 2.4GHZ SRD 2474MHz Ant1 Emission

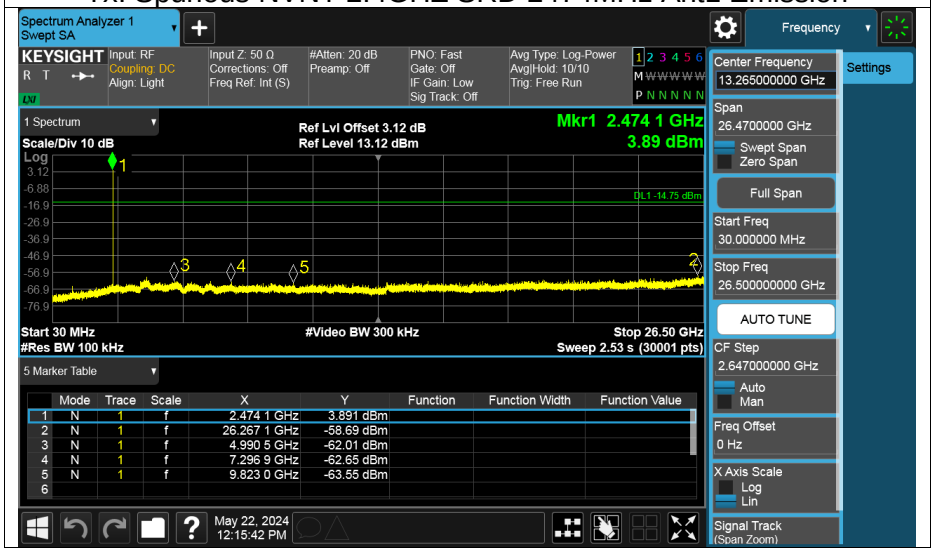

This report shall not be reproduced except in full, without the written approval of UL Verification Services (Guangzhou) Co., Ltd, Song Shan Lake Branch.

12. RIGHT EUT TEST DATA

Appendix A2: Duty Cycle

Test Mode	On Time (msec)	Period (msec)	Duty Cycle x (Linear)	Duty Cycle (%)	Duty Cycle Correction Factor (dB)	1/T Minimum VBW (kHz)	Final setting For VBW (kHz)
2.4GHZ SRD	100	100	1.0000	100.00	0.00	0.01	0.01

Note:
Duty Cycle Correction Factor=10log (1/x).
Where: x is Duty Cycle (Linear)
Where: T is On Time
If that calculated VBW is not available on the analyzer then the next higher value should be used.

Test Graphs

Duty Cycle NVNT 2.4GHZ SRD 2406MHz Ant1

This report shall not be reproduced except in full, without the written approval of UL Verification Services (Guangzhou) Co., Ltd, Song Shan Lake Branch.

Appendix B2: Maximum Peak Conducted Output Power

Mode	Frequency (MHz)	Antenna	Total Power (dBm)	Limit (dBm)	Verdict
2.4GHZ SRD	2406	Ant1	7.87	30	Pass
2.4GHZ SRD	2442	Ant1	7.77	30	Pass
2.4GHZ SRD	2474	Ant1	7.73	30	Pass

This report shall not be reproduced except in full, without the written approval of UL Verification Services (Guangzhou) Co., Ltd, Song Shan Lake Branch.

Appendix C2: -6dB Bandwidth

Mode	Frequency (MHz)	Antenna	-6 dB Bandwidth (MHz)	Limit -6 dB Bandwidth (MHz)	Verdict
2.4GHZ SRD	2406	Ant1	1.37	0.5	Pass
2.4GHZ SRD	2442	Ant1	1.33	0.5	Pass
2.4GHZ SRD	2474	Ant1	1.35	0.5	Pass

This report shall not be reproduced except in full, without the written approval of UL Verification Services (Guangzhou) Co., Ltd, Song Shan Lake Branch.

Test Graphs

-6dB Bandwidth NVNT 2.4GHZ SRD 2406MHz Ant1

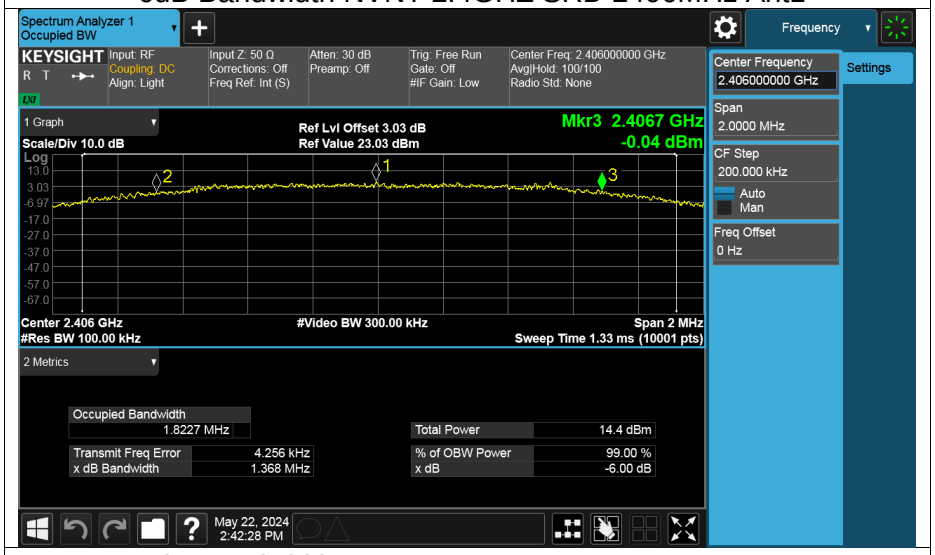

-6dB Bandwidth NVNT 2.4GHZ SRD 2442MHz Ant1

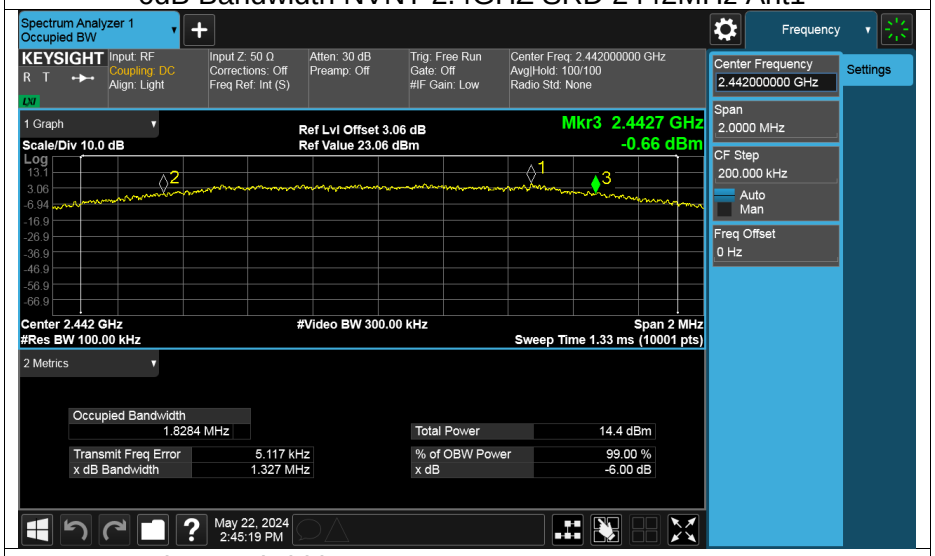

-6dB Bandwidth NVNT 2.4GHZ SRD 2474MHz Ant1

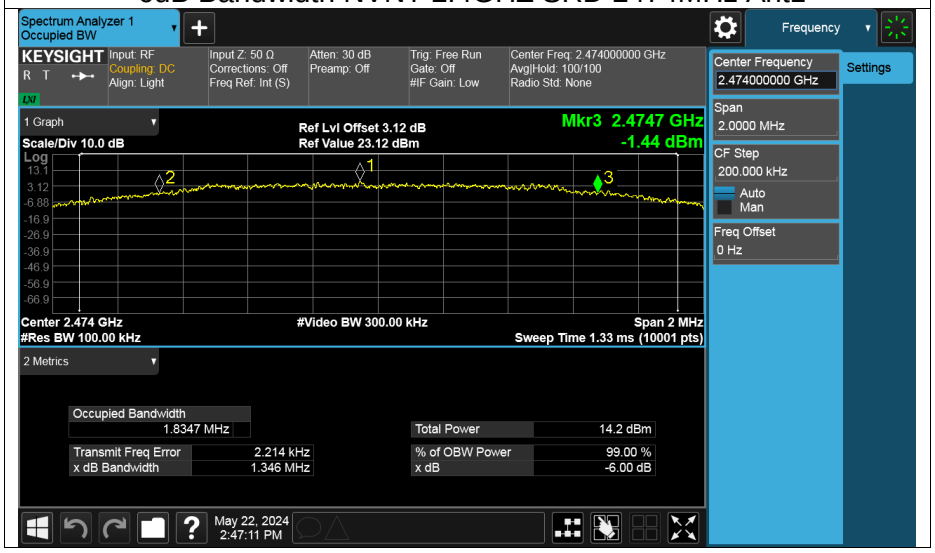

This report shall not be reproduced except in full, without the written approval of UL Verification Services (Guangzhou) Co., Ltd, Song Shan Lake Branch.

Appendix D2: Maximum Power Spectral Density Level

Mode	Frequency (MHz)	Antenna	Total PSD (dBm/3kHz)	Limit (dBm/3kHz)	Verdict
2.4GHZ SRD	2406	Ant1	-6.42	8	Pass
2.4GHZ SRD	2442	Ant1	-5.47	8	Pass
2.4GHZ SRD	2474	Ant1	-6.06	8	Pass

This report shall not be reproduced except in full, without the written approval of UL Verification Services (Guangzhou) Co., Ltd, Song Shan Lake Branch.

Test Graphs

PSD NVNT 2.4GHZ SRD 2406MHz Ant1

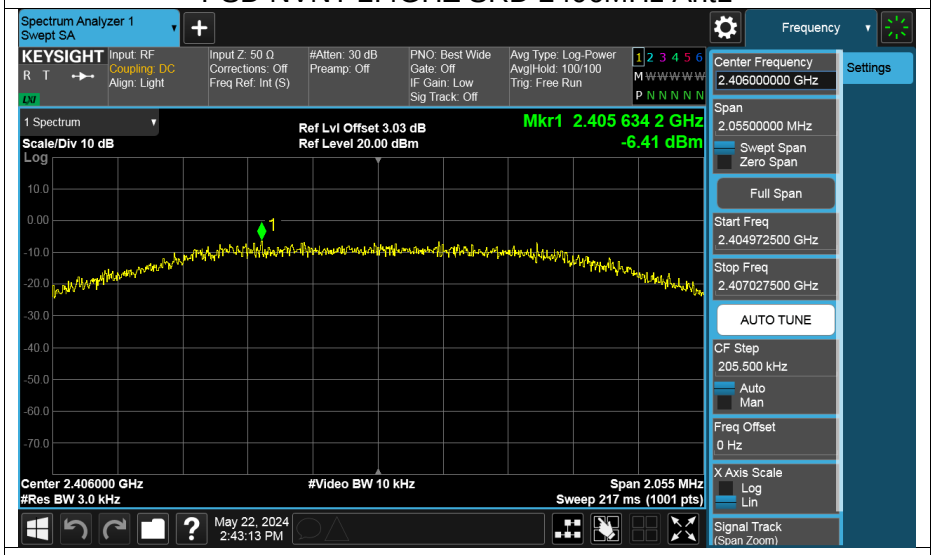

PSD NVNT 2.4GHZ SRD 2442MHz Ant1

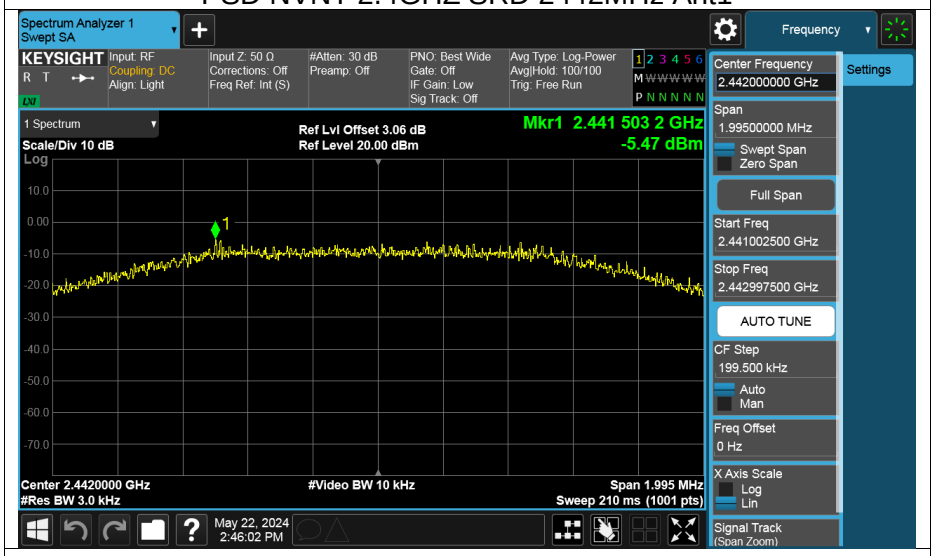

PSD NVNT 2.4GHZ SRD 2474MHz Ant1

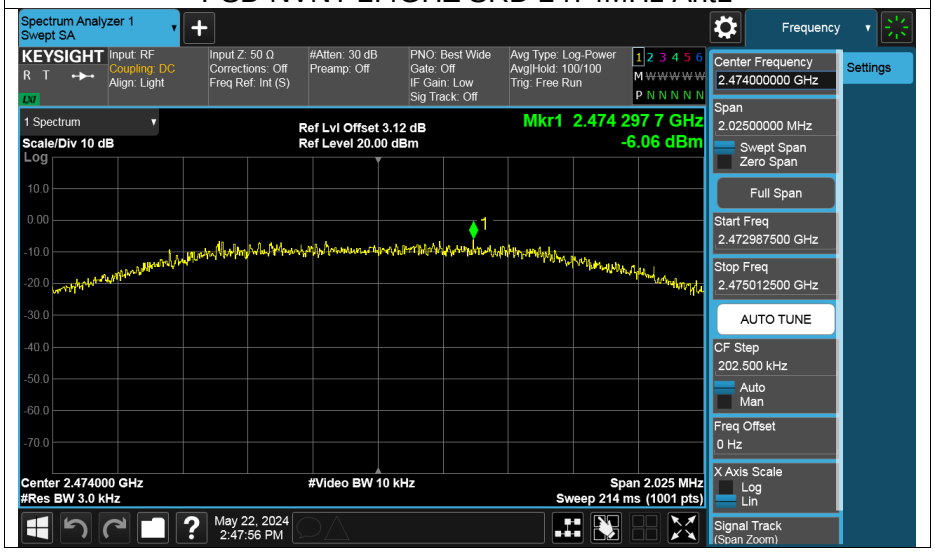

This report shall not be reproduced except in full, without the written approval of UL Verification Services (Guangzhou) Co., Ltd, Song Shan Lake Branch.

Appendix E2: Band Edge

Mode	Frequency (MHz)	Antenna	Max Value (dBc)	Limit (dBc)	Verdict
2.4GHZ SRD	2406	Ant1	-62.15	-20	Pass
2.4GHZ SRD	2474	Ant1	-61.29	-20	Pass

This report shall not be reproduced except in full, without the written approval of UL Verification Services (Guangzhou) Co., Ltd, Song Shan Lake Branch.

Test Graphs

Band Edge NVNT 2.4GHZ SRD 2406MHz Ant1 Ref

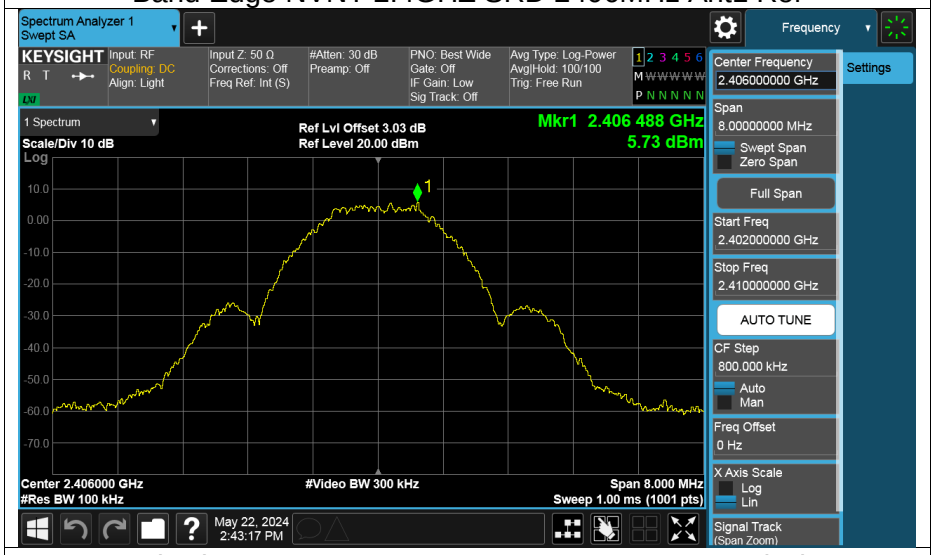

Band Edge NVNT 2.4GHZ SRD 2406MHz Ant1 Emission

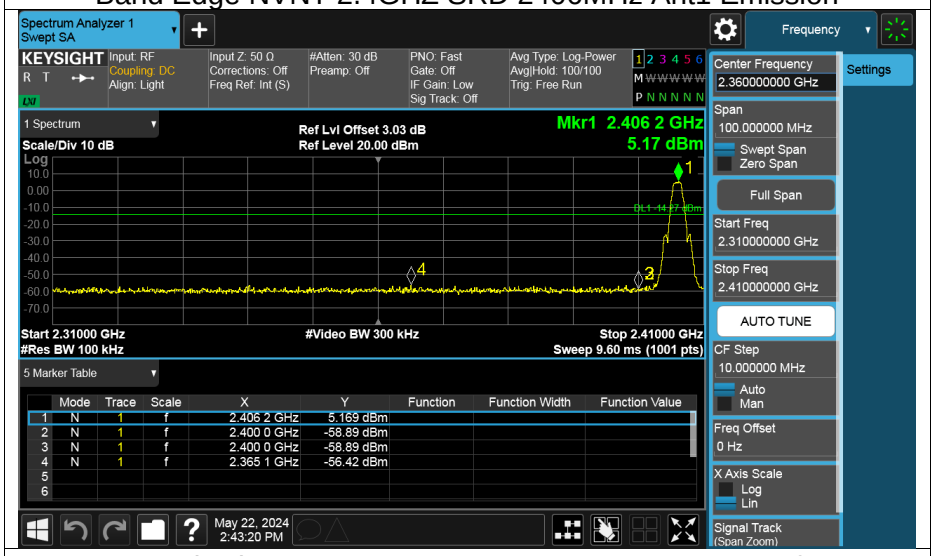

Band Edge NVNT 2.4GHZ SRD 2474MHz Ant1 Ref

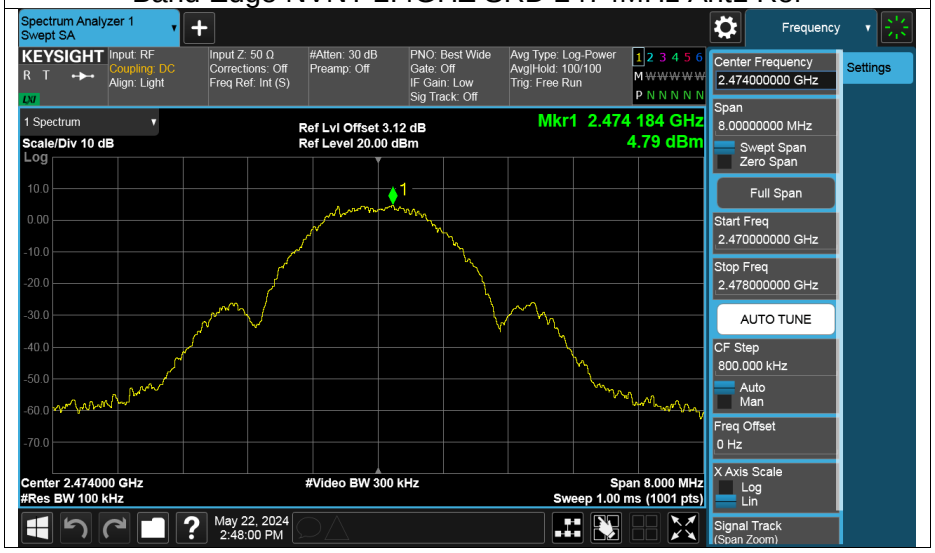

This report shall not be reproduced except in full, without the written approval of UL Verification Services (Guangzhou) Co., Ltd, Song Shan Lake Branch.

Band Edge NVNT 2.4GHZ SRD 2474MHz Ant1 Emission

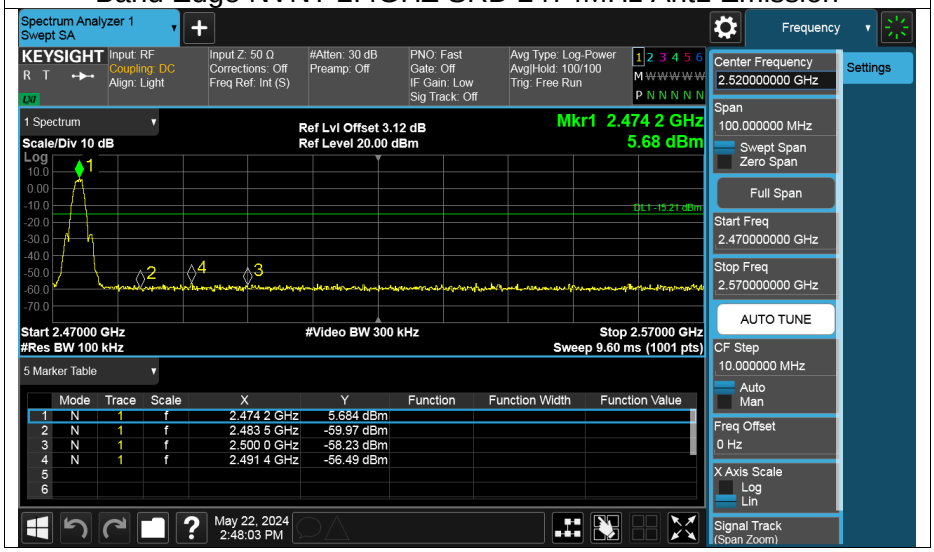

This report shall not be reproduced except in full, without the written approval of UL Verification Services (Guangzhou) Co., Ltd, Song Shan Lake Branch.

Appendix F2: Conducted RF Spurious Emission

Mode	Frequency (MHz)	Antenna	Max Value (dBc)	Limit (dBc)	Verdict
2.4GHZ SRD	2406	Ant1	-64.04	-20	Pass
2.4GHZ SRD	2442	Ant1	-65.07	-20	Pass
2.4GHZ SRD	2474	Ant1	-64.31	-20	Pass

This report shall not be reproduced except in full, without the written approval of UL Verification Services (Guangzhou) Co., Ltd, Song Shan Lake Branch.

Test Graphs

Tx. Spurious NVNT 2.4GHZ SRD 2406MHz Ant1 Ref

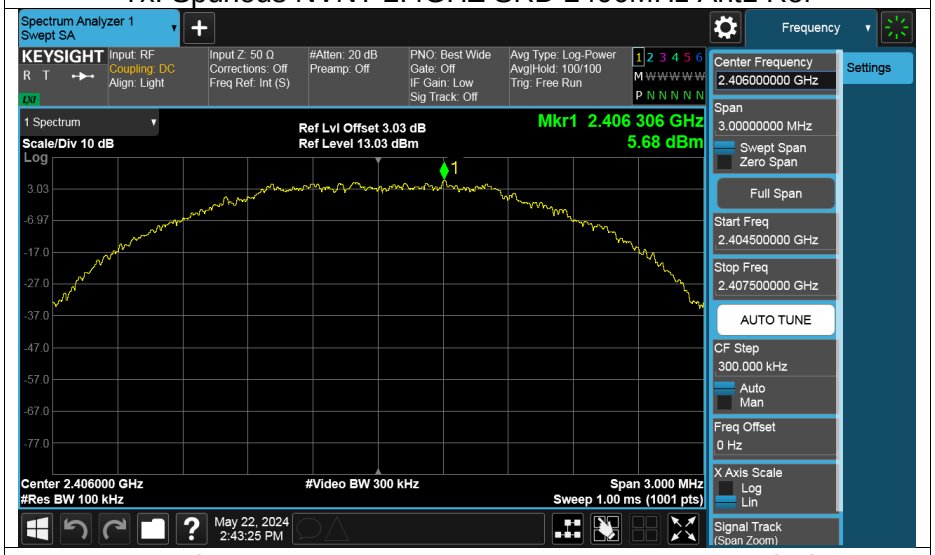

Tx. Spurious NVNT 2.4GHZ SRD 2406MHz Ant1 Emission

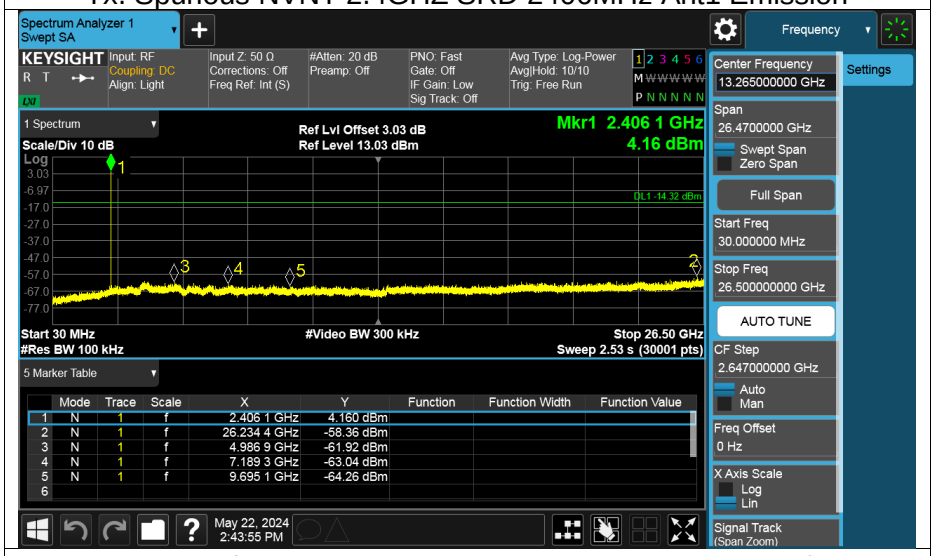

Tx. Spurious NVNT 2.4GHZ SRD 2442MHz Ant1 Ref

This report shall not be reproduced except in full, without the written approval of UL Verification Services (Guangzhou) Co., Ltd, Song Shan Lake Branch.

Tx. Spurious NVNT 2.4GHZ SRD 2442MHz Ant1 Emission

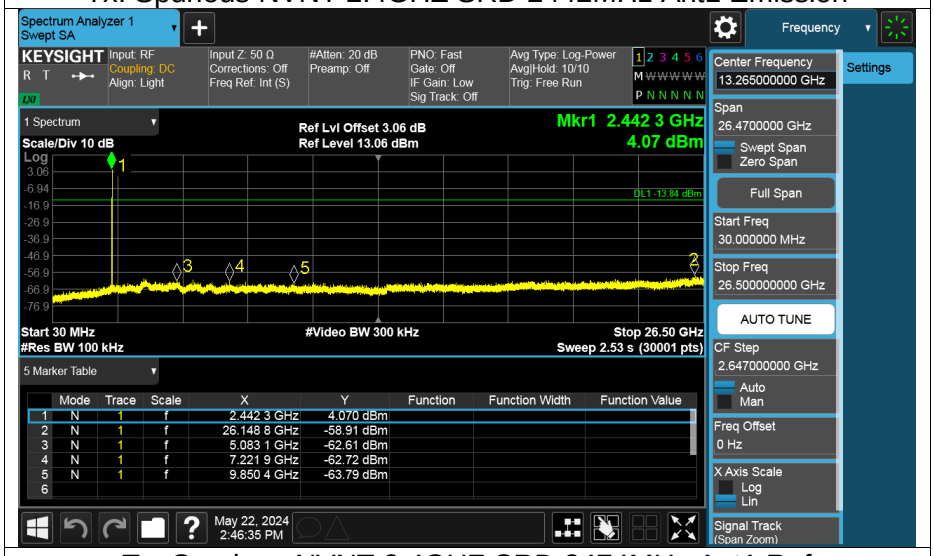

Tx. Spurious NVNT 2.4GHZ SRD 2474MHz Ant1 Ref

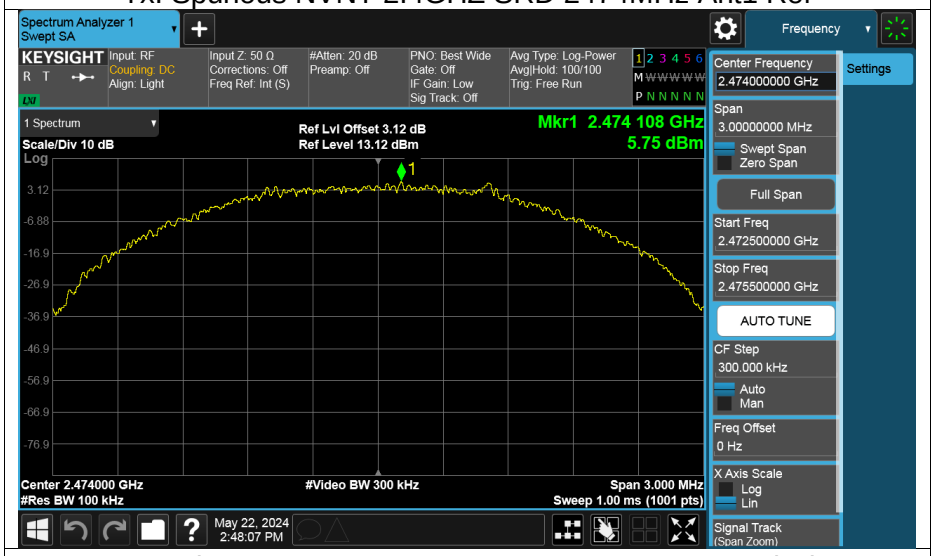

Tx. Spurious NVNT 2.4GHZ SRD 2474MHz Ant1 Emission

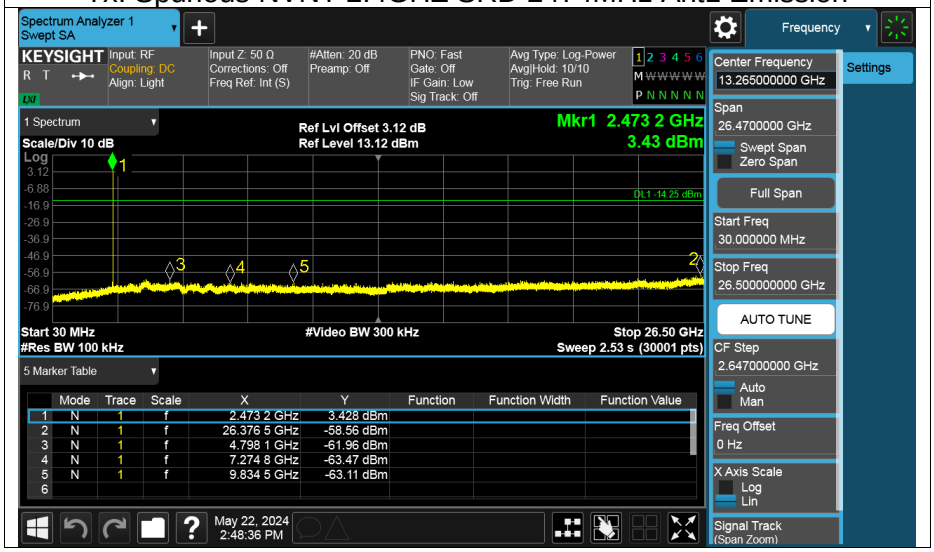

END OF REPORT

This report shall not be reproduced except in full, without the written approval of UL Verification Services (Guangzhou) Co., Ltd, Song Shan Lake Branch.