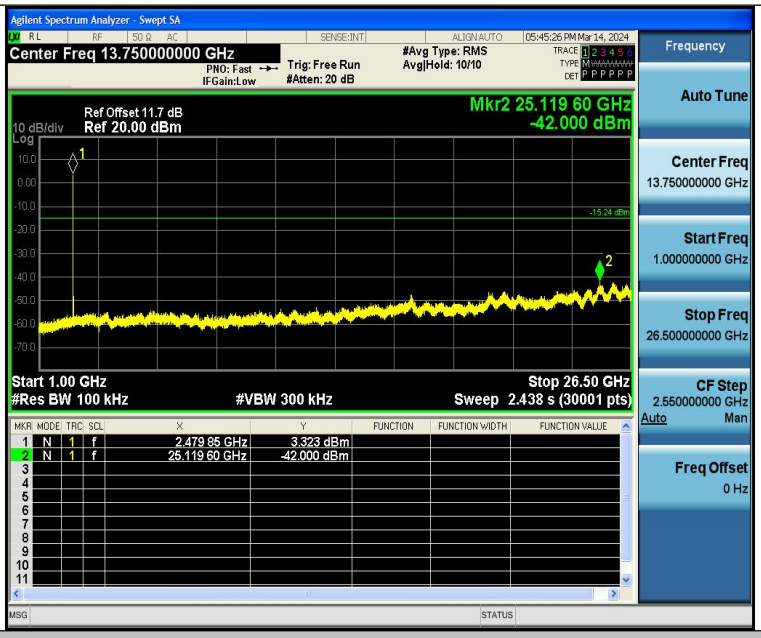

3DH5-Ant1-2480-1000~26500-PASS

14 Antenna Requirement

14.1 Test Standard and Requirement

Test Standard	FCC Part15 Section 15.203 /247(c)
Requirement	1) 15.203 requirement: An intentional radiator shall be designed to ensure that no antenna other than that furnished by the responsible party shall be used with the device. The use of a permanently attached antenna or of an antenna that uses a unique coupling to the intentional radiator, the manufacturer may design the unit so that a broken antenna can be replaced by the user, but the use of a standard antenna jack or electrical connector is prohibited. 2) 15.247(c) (1)(i) requirement: Systems operating in the 2400-2483.5 MHz band that is used exclusively for fixed. Point-to-point operations may employ transmitting antennas with directional gain greater than 6dBi provided the maximum conducted output power of the intentional radiator is reduced by 1 dB for every 3 dB that the directional gain of the antenna exceeds 6 dBi.

14.2 Antenna Connected Construction

The antenna is PCB Antenna which permanently attached, and the best case gain of the antenna is 2.54 dBi. It complies with the standard requirement.

15 APPENDIX I -- TEST SETUP PHOTOGRAPH

Conducted Emissions

Radiated Emissions
From 30M-1GHz

Above 1GHz



16 APPENDIX II -- EUT PHOTOGRAPH

CLASS 2 POWER SUPPLY
CAUTION
RISK OF ELECTRIC SHOCK
DRY LOCATION USE ONLY
ATTENTION
RISQUE DE CHOC ELECTRIQUE
ENDROIT SEC SEULEMENT

CAUTION/ATTENTION
Risk of Electric Shock
DRY LOCATION USE ONLY






Model:V3 UI Rev:1.1

1cm 2 3 4 5 6 7 8 9 10




LI-21700 4500mAh 11.1V 49.95Wh
JZ 20231206



LI18650 3200mAh 11.1V
35.52Wh JZ20240123

Li-18650 2600mAh 11.1V
28.86Wh








Battery
2023/12/21
Rev:1.1
Model:V3


Rev:1.1
Model:V3
2023/12/21
Battery


WBR3



********THE END REPORT********