Appendix Test Data

Report No.:	18360WC40004302	Test Sample No.:	1-2-2
Start Test Date:	2024.4.10	Finish Test Date:	2024.5.23
Test Engineer:	Jokes Huang	Auditor:	Justin Feng
Temperature:	25.5℃	Relative Humidity:	47%
Pressure:	101kPa		

Appendix A: 6dB Bandwidth

Test Result

TestMode	Antenna	Frequency[MHz]	6dB BW [MHz]	FL[MHz]	FH[MHz]	Limit[MHz]	Verdict
11B	Ant1	2412	9.000	2407.520	2416.520	0.5	PASS
11B	Ant1	2437	10.000	2432.040	2442.040	0.5	PASS
11B	Ant1	2462	10.040	2456.960	2467.000	0.5	PASS
11G	Ant1	2412	16.360	2403.840	2420.200	0.5	PASS
11G	Ant1	2437	16.360	2428.840	2445.200	0.5	PASS
11G	Ant1	2462	16.440	2453.800	2470.240	0.5	PASS
11N20SISO	Ant1	2412	17.640	2403.200	2420.840	0.5	PASS
11N20SISO	Ant1	2437	17.560	2428.240	2445.800	0.5	PASS
11N20SISO	Ant1	2462	17.560	2453.240	2470.800	0.5	PASS
11N40SISO	Ant1	2422	36.000	2404.160	2440.160	0.5	PASS
11N40SISO	Ant1	2437	36.080	2419.080	2455.160	0.5	PASS
11N40SISO	Ant1	2452	36.160	2433.840	2470.000	0.5	PASS

Test Graphs

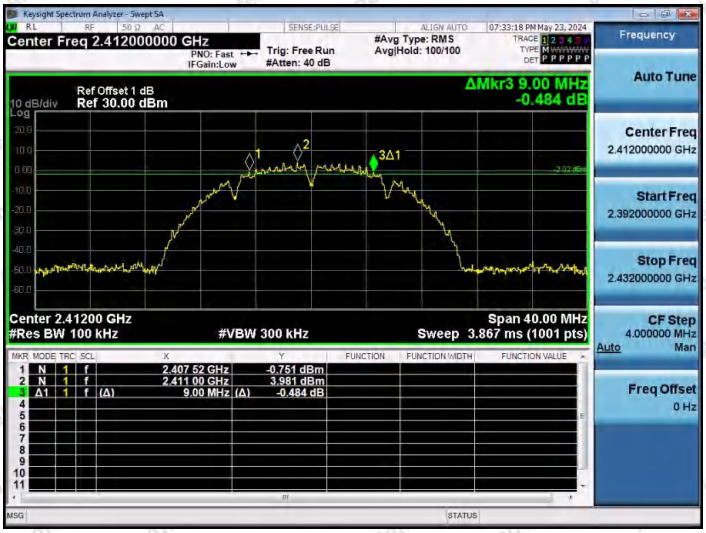

11B-Ant1-2412-PASS

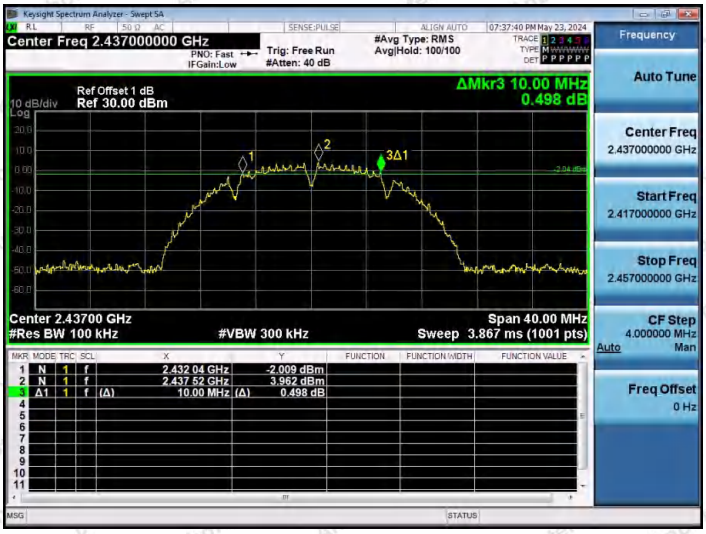

11B-Ant1-2437-PASS

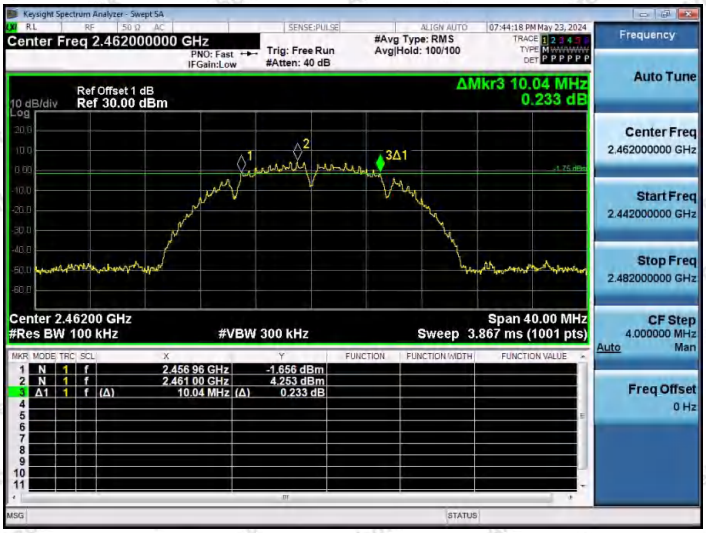

11B-Ant1-2462-PASS

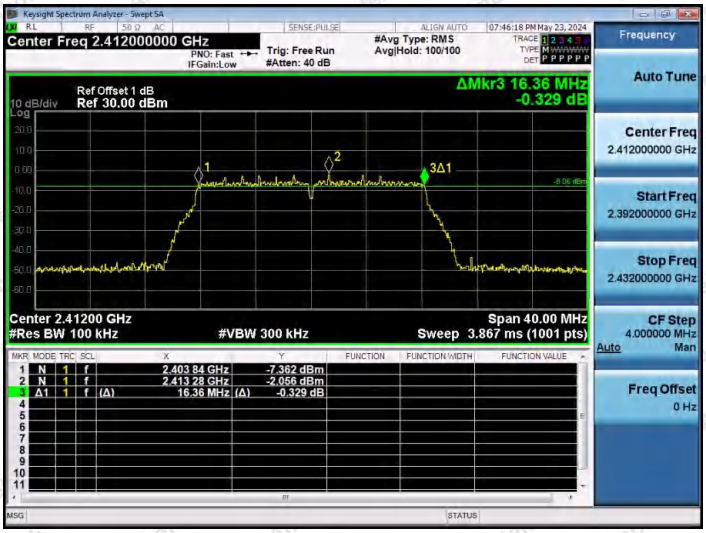

11G-Ant1-2412-PASS

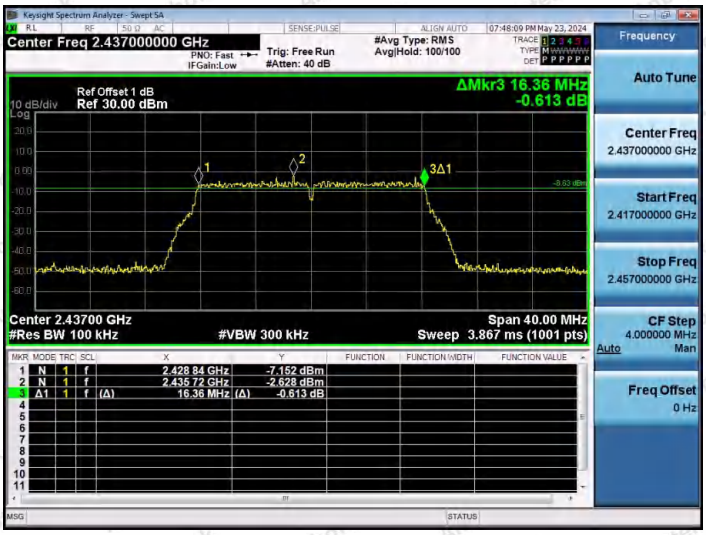

11G-Ant1-2437-PASS

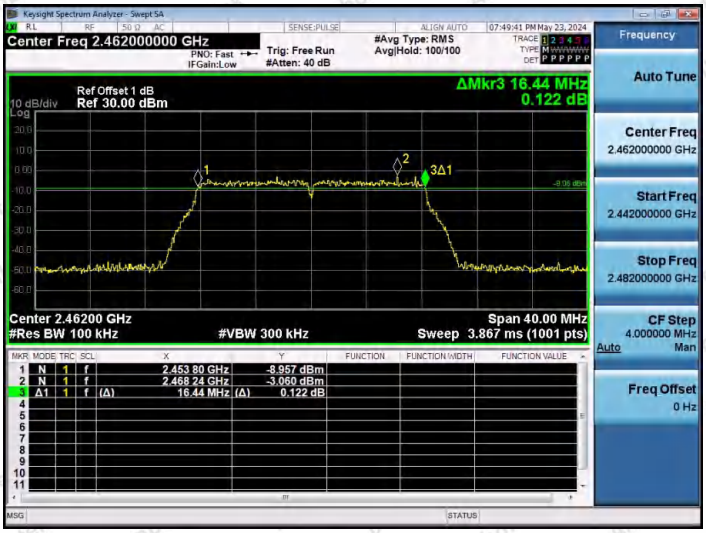

11G-Ant1-2462-PASS

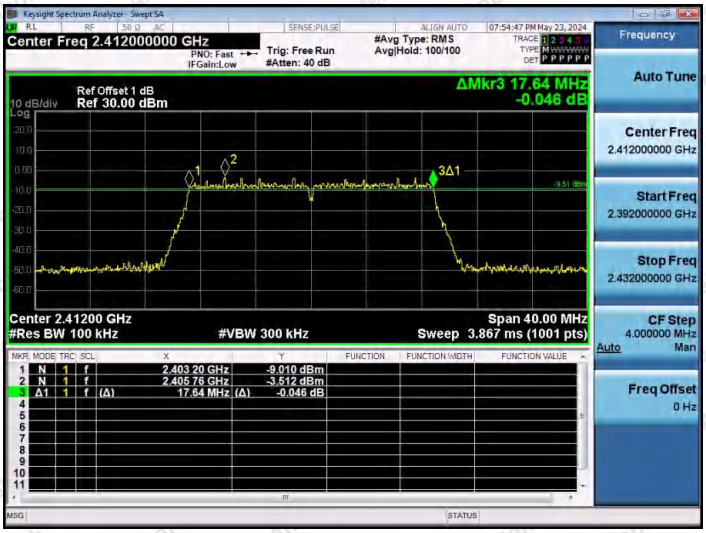

11N20SISO-Ant1-2412-PASS

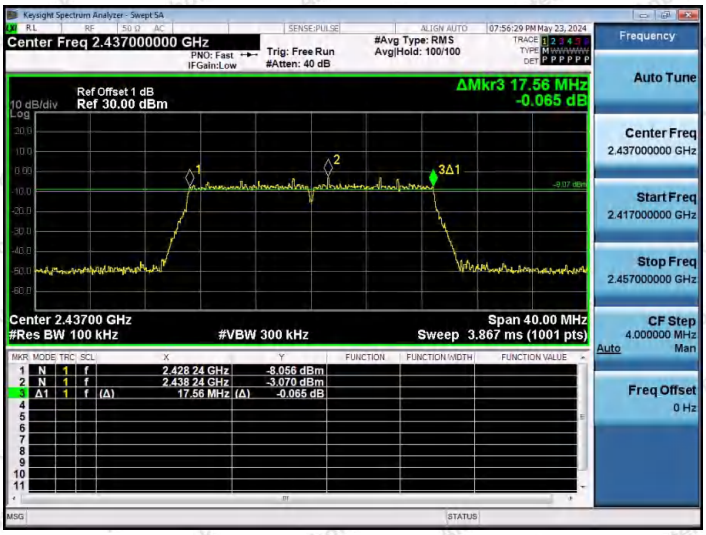

11N20SISO-Ant1-2437-PASS

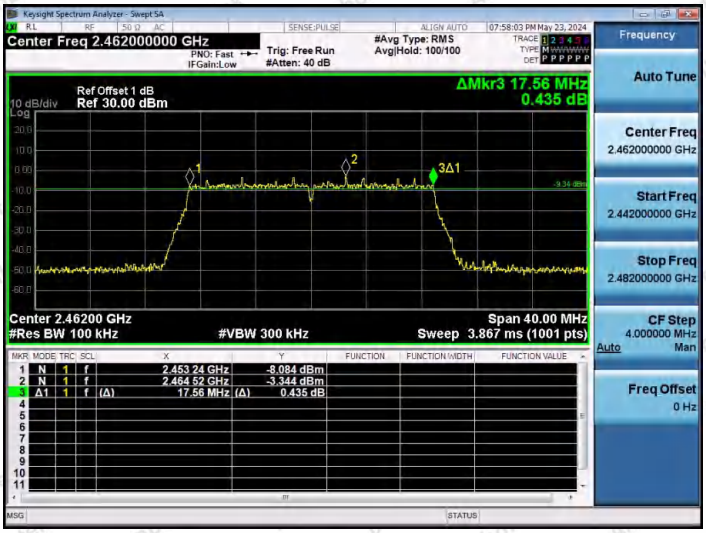

11N20SISO-Ant1-2462-PASS

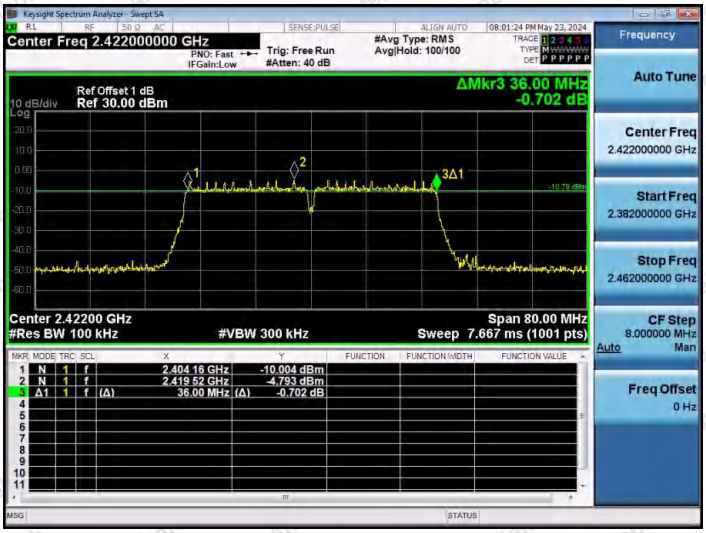

11N40SISO-Ant1-2422-PASS

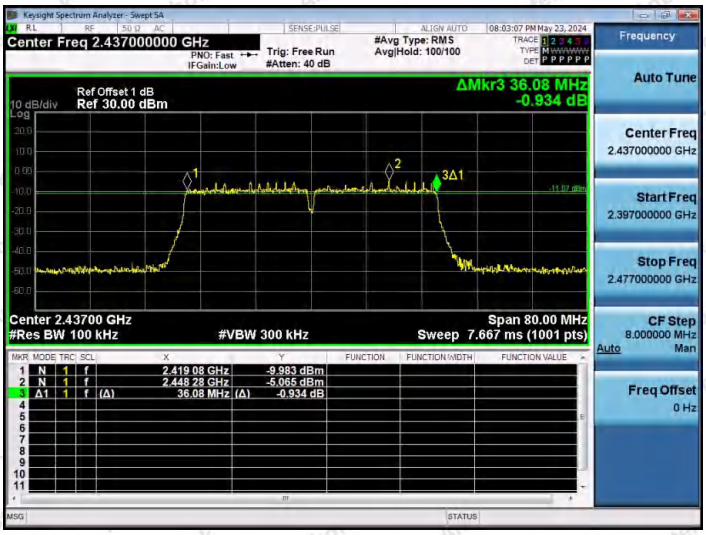

11N40SISO-Ant1-2437-PASS

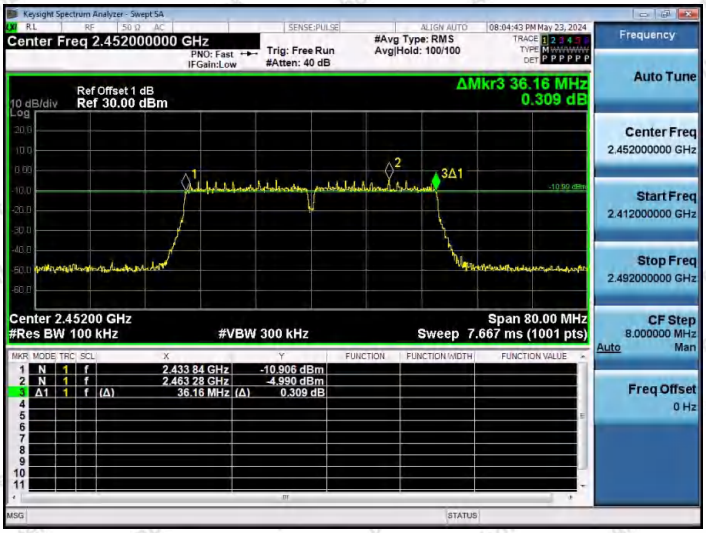

11N40SISO-Ant1-2452-PASS

Appendix B: 99% Occupied Bandwidth

Test Result

TestMode	Antenna	Channel Frequency[MHz]	OCB [MHz]	FL[MHz]	FH[MHz]	Limit[MHz]	Verdict
11B	Ant1	2412	14.260	2404.9240	2419.1840	---	---
11B	Ant1	2437	14.261	2429.9142	2444.1752	---	---
11B	Ant1	2462	14.254	2454.9111	2469.1651	---	---
11G	Ant1	2412	17.106	2403.5041	2420.6101	---	---
11G	Ant1	2437	17.148	2428.4525	2445.6005	---	---
11G	Ant1	2462	16.998	2453.5693	2470.5673	---	---
11N20SISO	Ant1	2412	17.934	2403.0868	2421.0208	---	---
11N20SISO	Ant1	2437	17.955	2428.0560	2446.0110	---	---
11N20SISO	Ant1	2462	17.975	2453.0472	2471.0222	---	---
11N40SISO	Ant1	2422	36.334	2403.9576	2440.2916	---	---
11N40SISO	Ant1	2437	36.312	2418.9339	2455.2459	---	---
11N40SISO	Ant1	2452	36.233	2433.9524	2470.1854	---	---

Test Graphs

11B-Ant1-2412

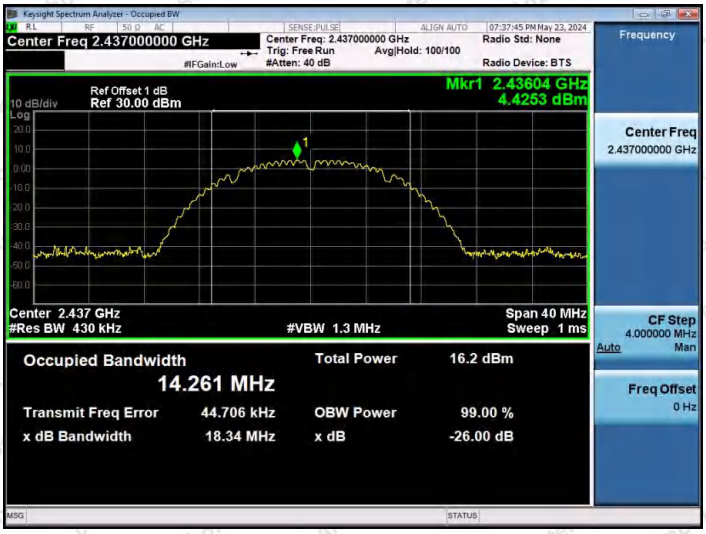

11B-Ant1-2437

11B-Ant1-2462

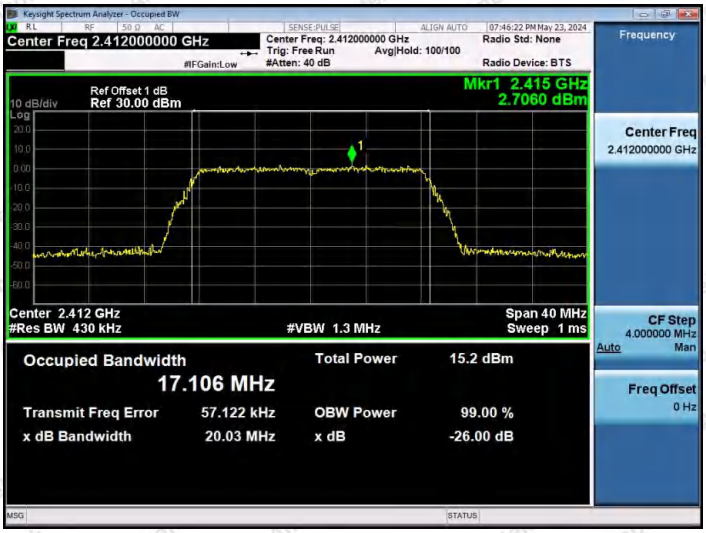

11G-Ant1-2412

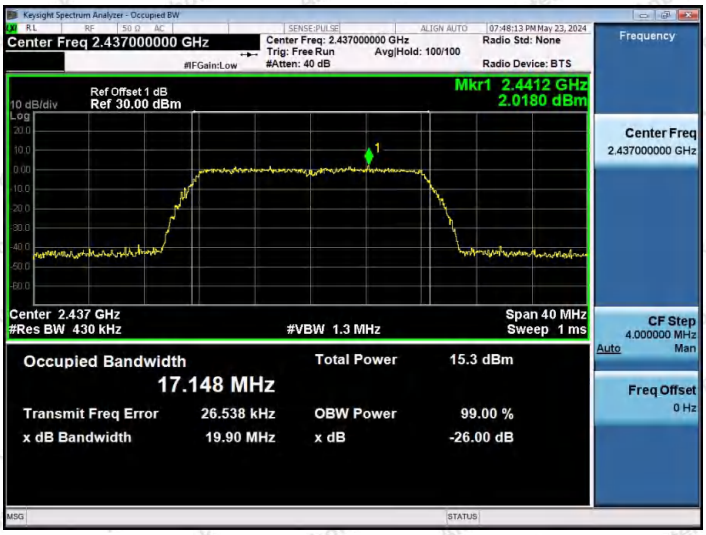

11G-Ant1-2437

11G-Ant1-2462

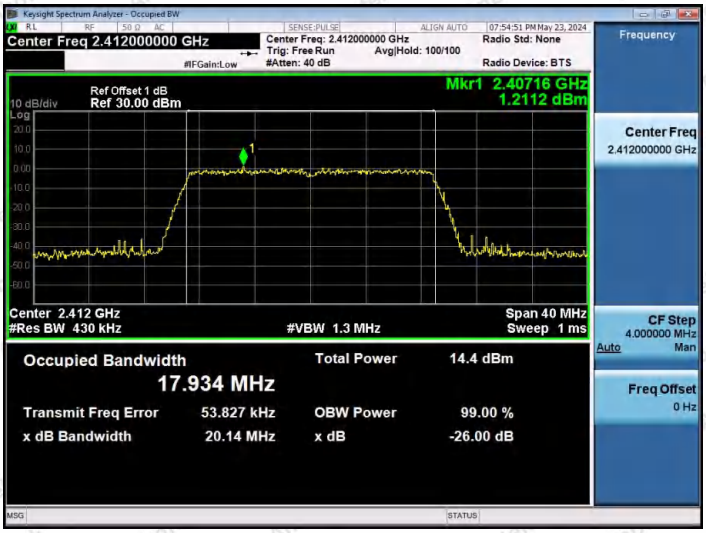

11N20SISO-Ant1-2412

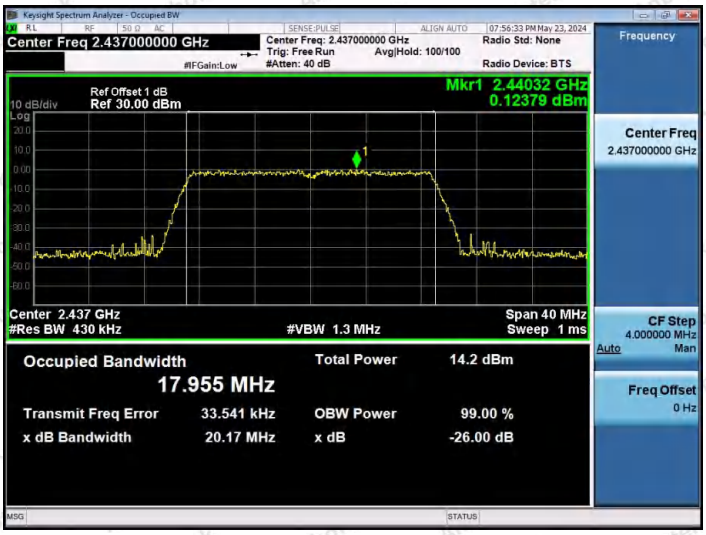

11N20SISO-Ant1-2437

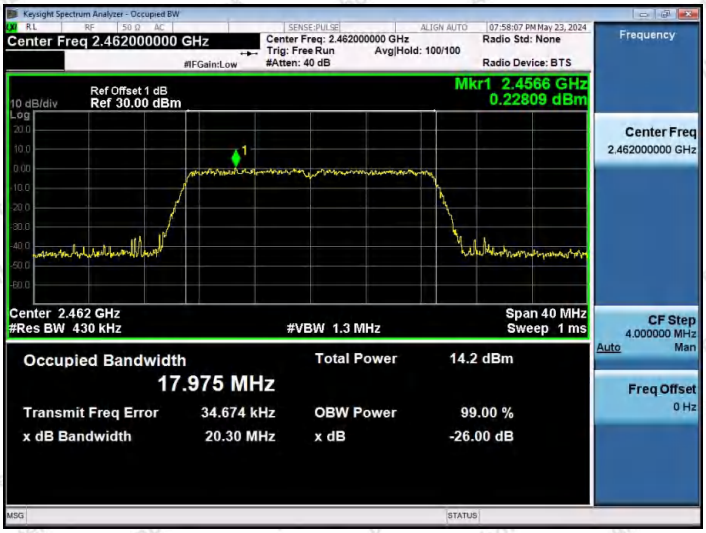

11N20SISO-Ant1-2462

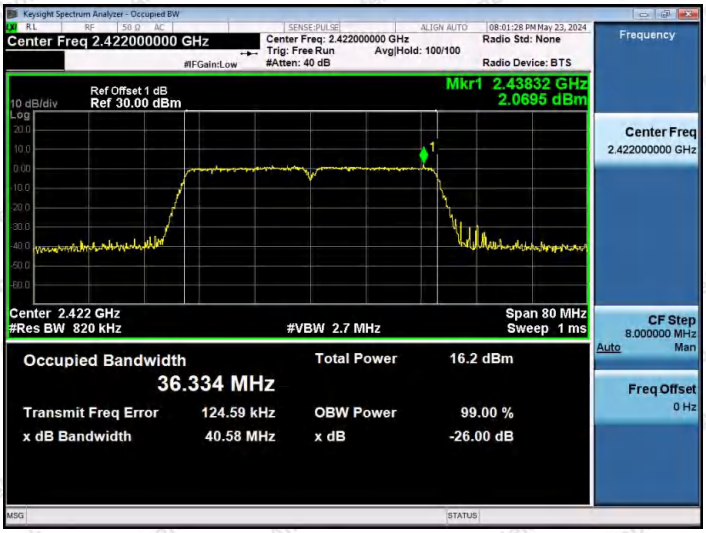

11N40SISO-Ant1-2422

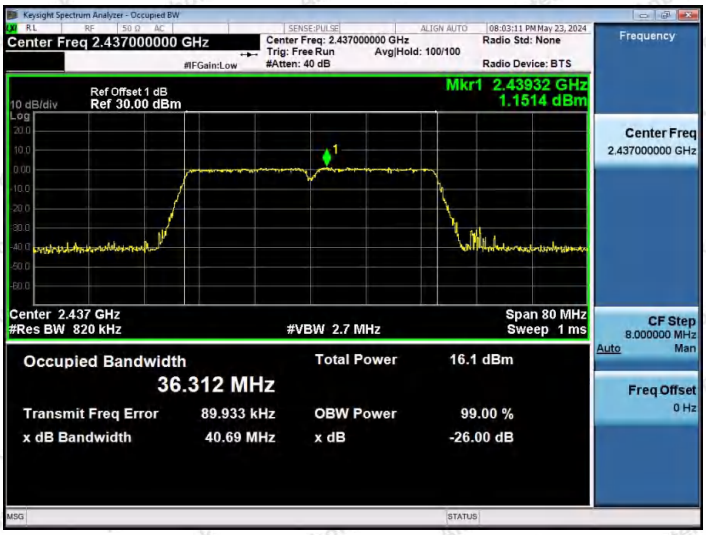

11N40SISO-Ant1-2437

11N40SISO-Ant1-2452

Appendix C: Maximum conducted output power

Test Result Average

Test Mode	Antenna	Frequency[MHz]	Average power [dBm]	Duty Cycle [%]	DC Factor [dBm]	Result [dBm]	Limit [dBm]	Verdict
11B	Ant1	2412	14.58	99.52	0.02	14.60	≤30.00	PASS
11B	Ant1	2437	14.64	99.52	0.02	14.66	≤30.00	PASS
11B	Ant1	2462	14.82	99.52	0.02	14.84	≤30.00	PASS
11G	Ant1	2412	13.53	97.20	0.12	13.65	≤30.00	PASS
11G	Ant1	2437	13.60	97.20	0.12	13.72	≤30.00	PASS
11G	Ant1	2462	13.74	97.20	0.12	13.86	≤30.00	PASS
11N20SISO	Ant1	2412	12.61	97.01	0.13	12.74	≤30.00	PASS
11N20SISO	Ant1	2437	12.58	97.74	0.10	12.68	≤30.00	PASS
11N20SISO	Ant1	2462	12.83	97.01	0.13	12.96	≤30.00	PASS
11N40SISO	Ant1	2422	13.82	94.12	0.26	14.08	≤30.00	PASS
11N40SISO	Ant1	2437	13.70	95.59	0.20	13.90	≤30.00	PASS
11N40SISO	Ant1	2452	13.79	95.59	0.20	13.99	≤30.00	PASS

Note：The Duty Cycle Factor(10*log(1/D)) and cable loss are compensated in the graph.

Test Graphs Average

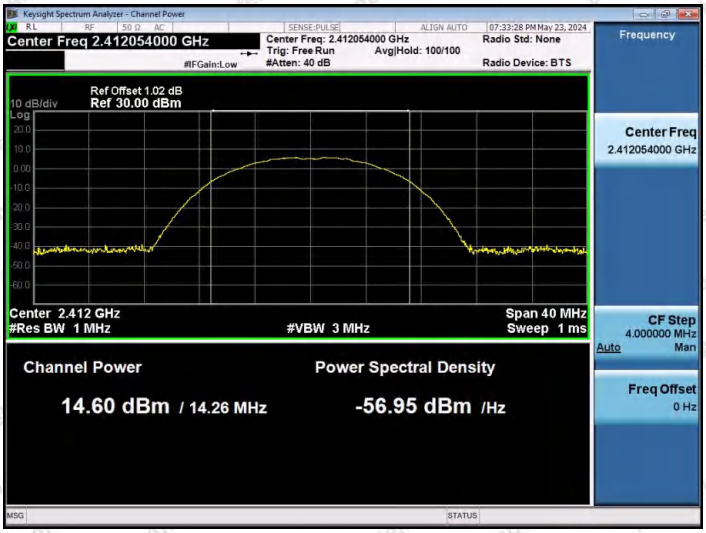

11B-Ant1-2412-PASS

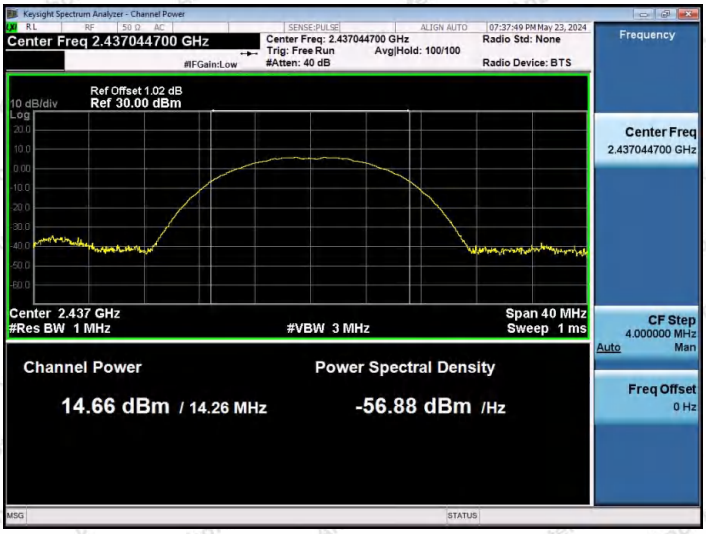

11B-Ant1-2437-PASS

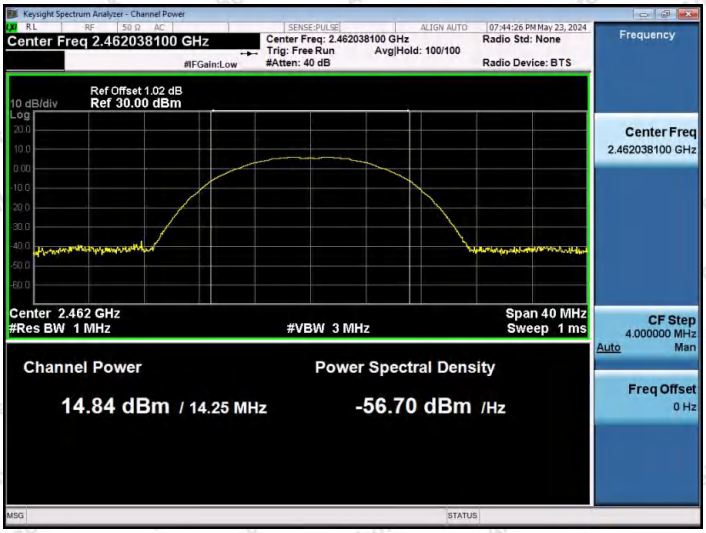

11B-Ant1-2462-PASS

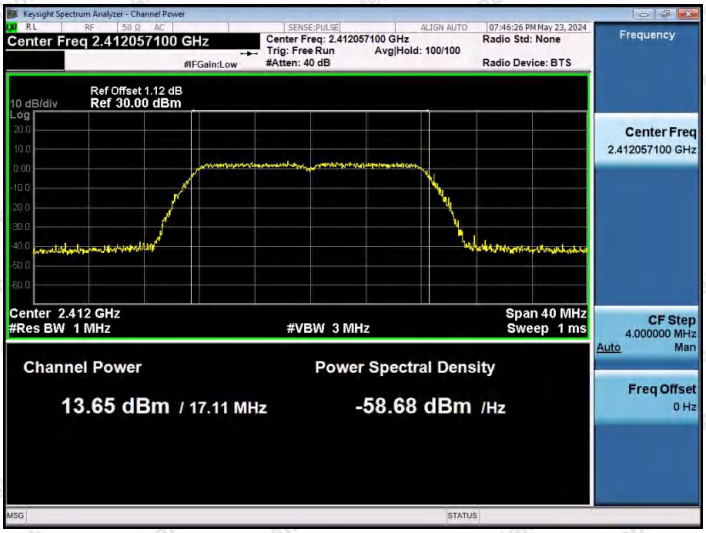

11G-Ant1-2412-PASS

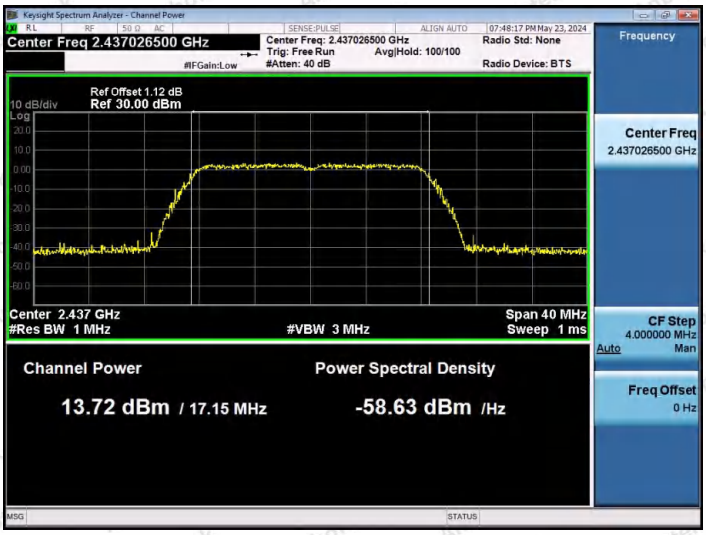

11G-Ant1-2437-PASS

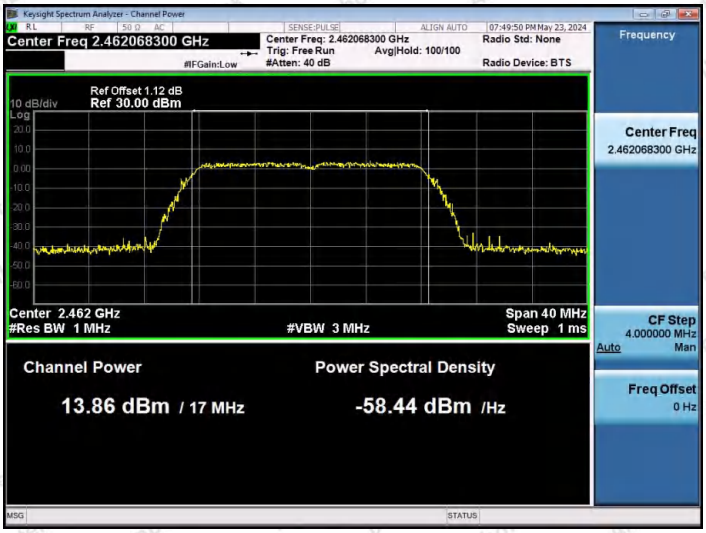

11G-Ant1-2462-PASS

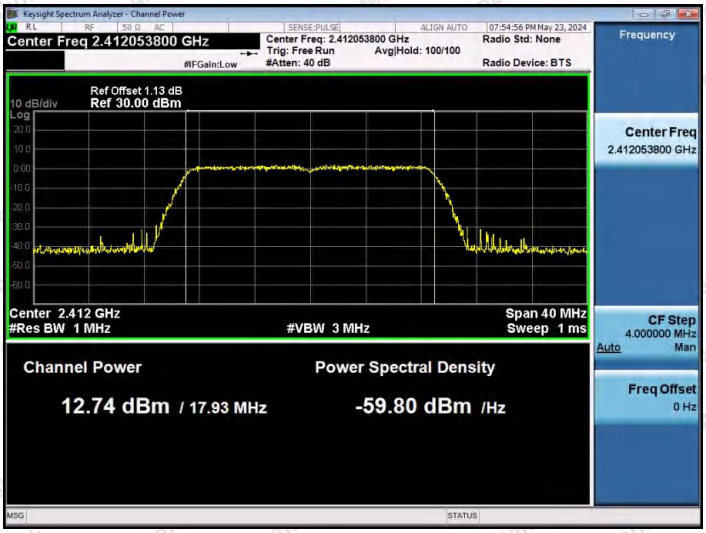

11N20SISO-Ant1-2412-PASS

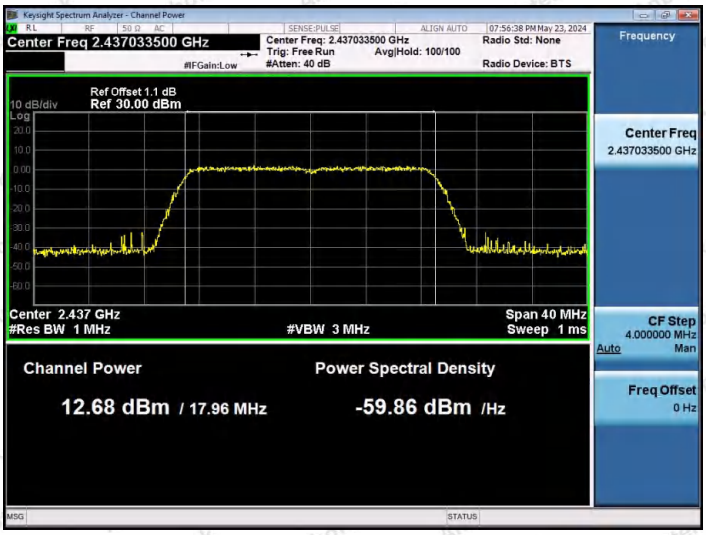

11N20SISO-Ant1-2437-PASS

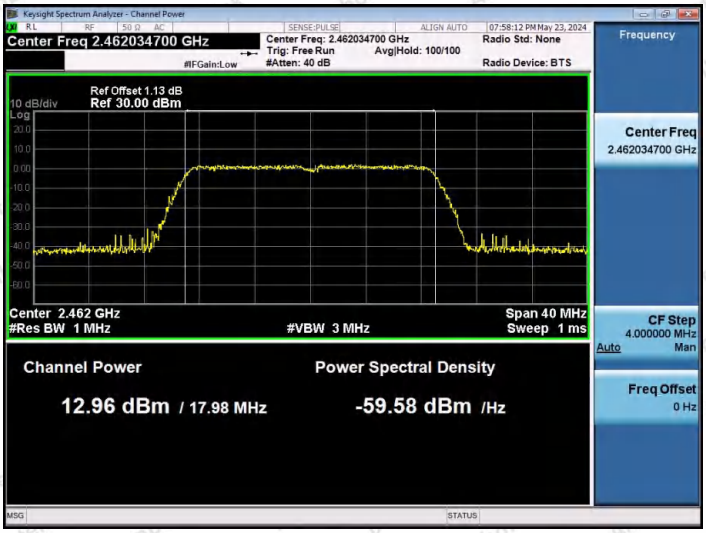

11N20SISO-Ant1-2462-PASS

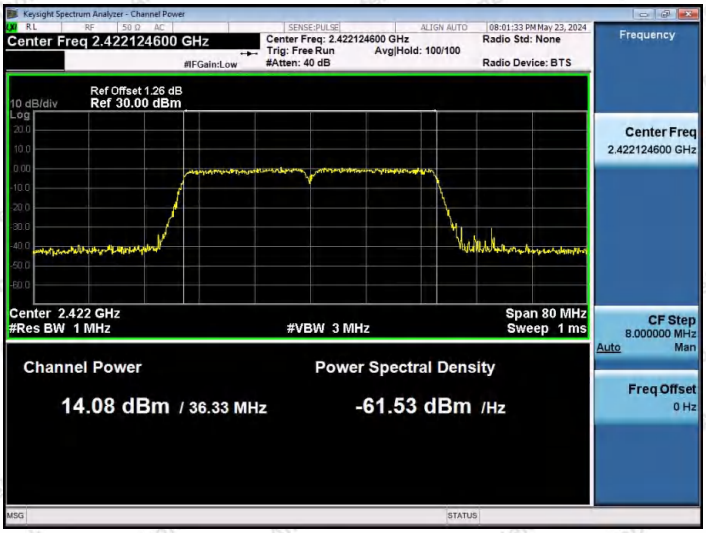

11N40SISO-Ant1-2422-PASS

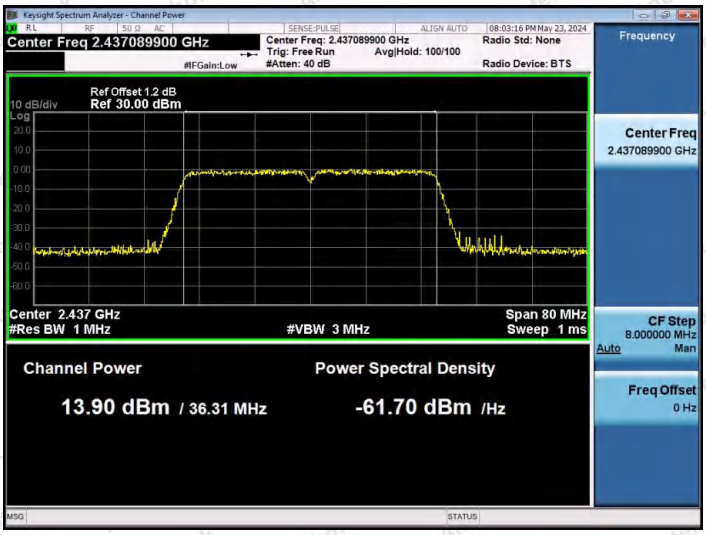

11N40SISO-Ant1-2437-PASS

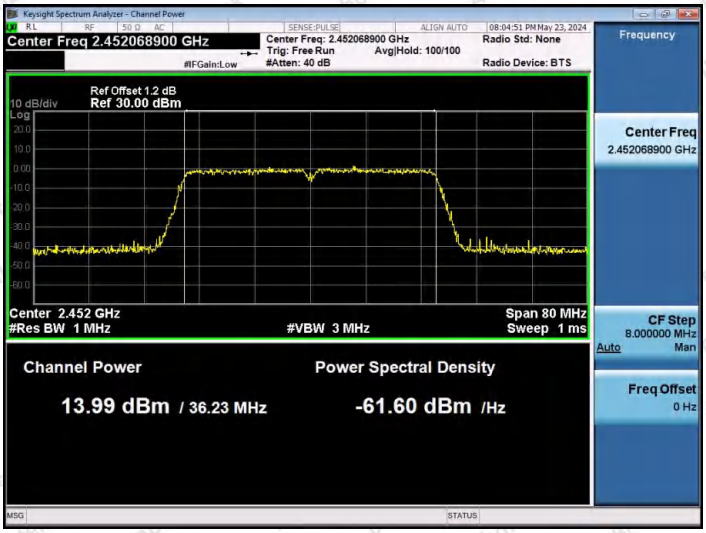

11N40SISO-Ant1-2452-PASS

Appendix D: Maximum power spectral density

Test Result

TestMode	Antenna	Frequency [MHz]	Result[dBm/30kHz]	Result[dBm/3kHz]	Limit[dBm/3kHz]	Verdict
11B	Ant1	2412	-8.84	-18.84	≤8.00	PASS
11B	Ant1	2437	-9.15	-19.15	≤8.00	PASS
11B	Ant1	2462	-8.81	-18.81	≤8.00	PASS
11G	Ant1	2412	-15.18	-25.18	≤8.00	PASS
11G	Ant1	2437	-14.94	-24.94	≤8.00	PASS
11G	Ant1	2462	-15.01	-25.01	≤8.00	PASS
11N20SISO	Ant1	2412	-16.52	-26.52	≤8.00	PASS
11N20SISO	Ant1	2437	-16.50	-26.50	≤8.00	PASS
11N20SISO	Ant1	2462	-16.59	-26.59	≤8.00	PASS
11N40SISO	Ant1	2422	-17.89	-27.89	≤8.00	PASS
11N40SISO	Ant1	2437	-18.15	-28.15	≤8.00	PASS
11N40SISO	Ant1	2452	-18.18	-28.18	≤8.00	PASS

Note：

1. The Duty Cycle Factor(10*log(1/D)) and cable loss are compensated in the graph.
2. PSD(dBm/3kHz)= PSD(dBm/30kHz)- (10*log(30/3))

Test Graphs

11B-Ant1-2412-PASS

11B-Ant1-2437-PASS

11B-Ant1-2462-PASS

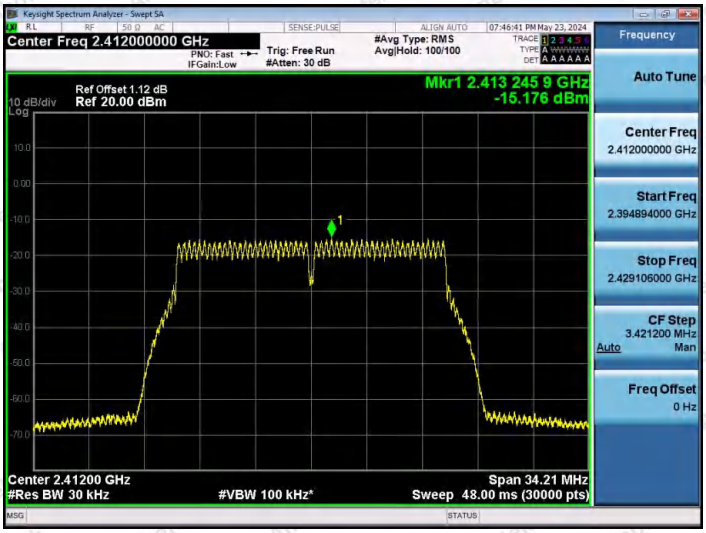

11G-Ant1-2412-PASS

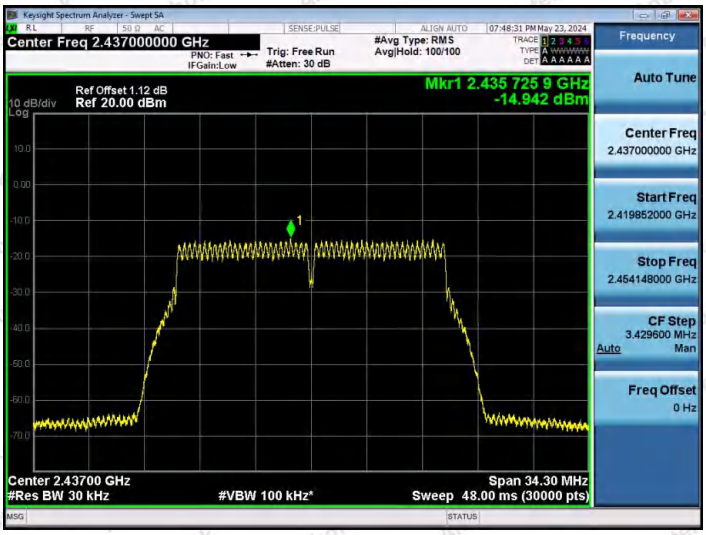

11G-Ant1-2437-PASS

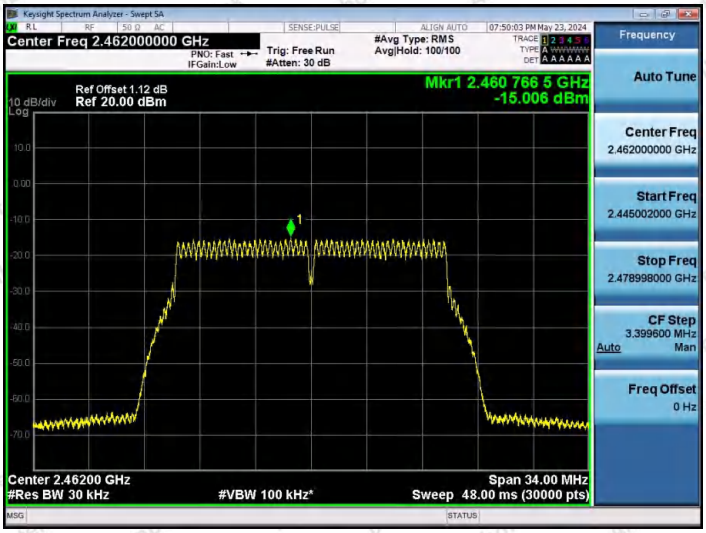

11G-Ant1-2462-PASS

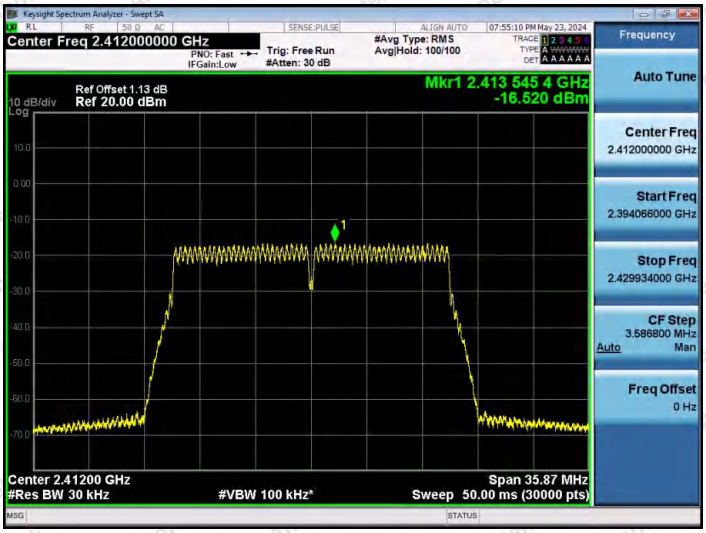

11N20SISO-Ant1-2412-PASS

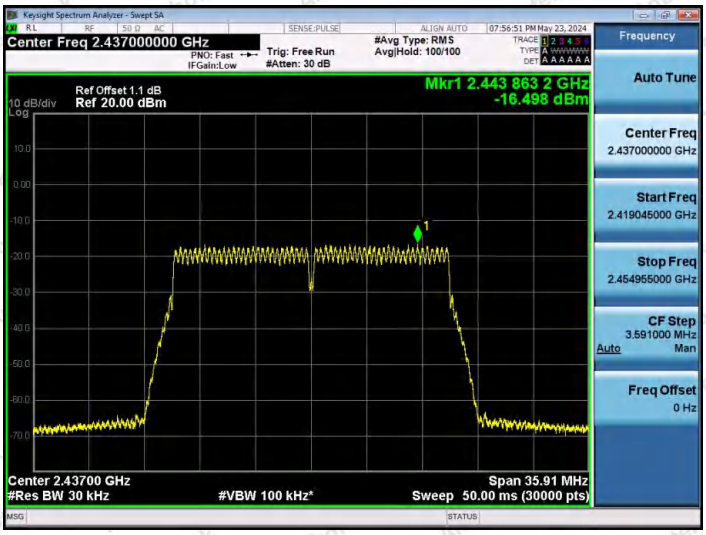

11N20SISO-Ant1-2437-PASS

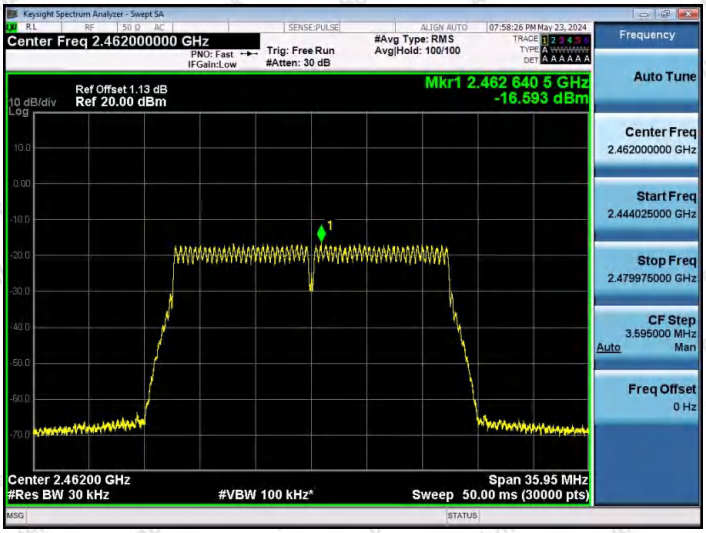

11N20SISO-Ant1-2462-PASS

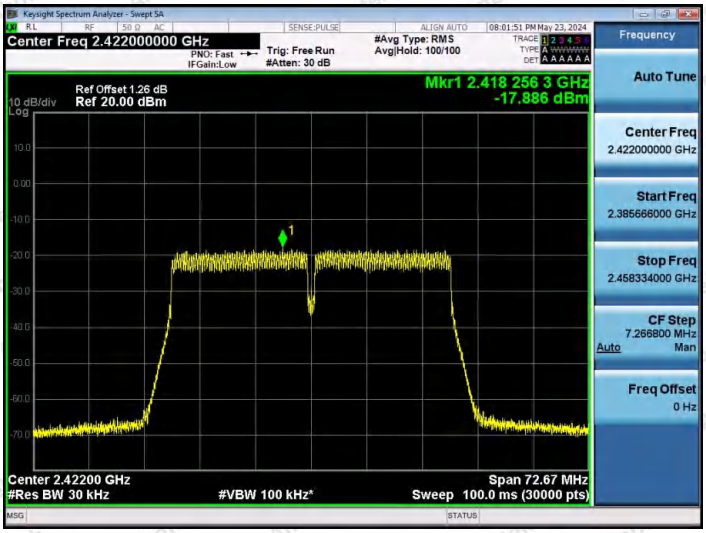

11N40SISO-Ant1-2422-PASS

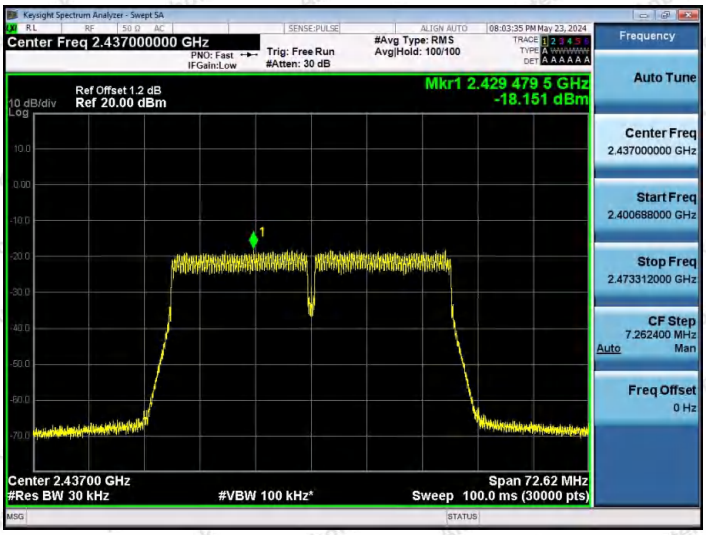

11N40SISO-Ant1-2437-PASS

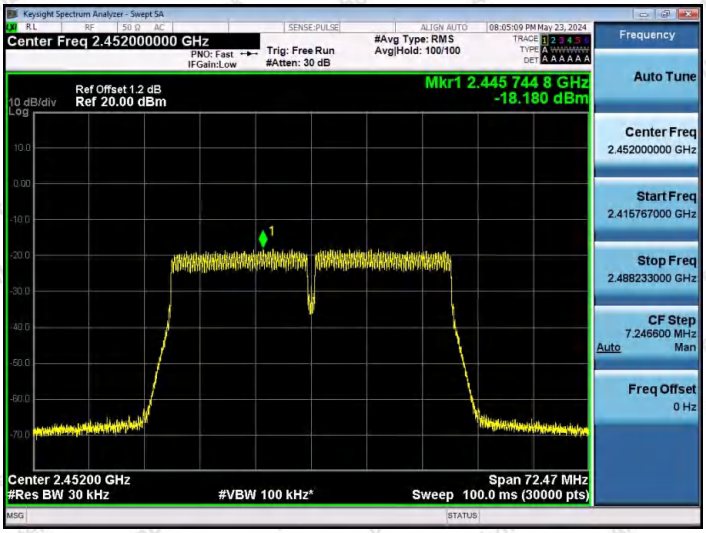

11N40SISO-Ant1-2452-PASS

Appendix E: Conducted Band edge

Test Result

TestMode	Antenna	ChName	Frequency[MHz]	RefLevel[dBm]	Result[dBm]	Limit[dBm]	Verdict
11B	Ant1	Low	2412	4.21	-48.79	≤-25.79	PASS
11B	Ant1	High	2462	4.47	-53.54	≤-25.53	PASS
11G	Ant1	Low	2412	-2.27	-48.92	≤-32.27	PASS
11G	Ant1	High	2462	-2.30	-52.67	≤-32.3	PASS
11N20SISO	Ant1	Low	2412	-3.25	-48.18	≤-33.25	PASS
11N20SISO	Ant1	High	2462	-2.58	-51.23	≤-32.58	PASS
11N40SISO	Ant1	Low	2422	-4.92	-47.37	≤-34.92	PASS
11N40SISO	Ant1	High	2452	-4.99	-50.37	≤-34.99	PASS

Test Graphs

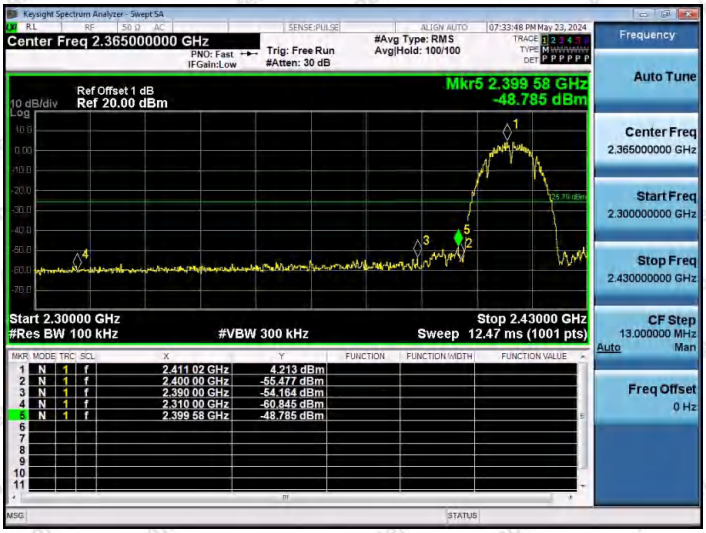

11B-Ant1-2412-PASS

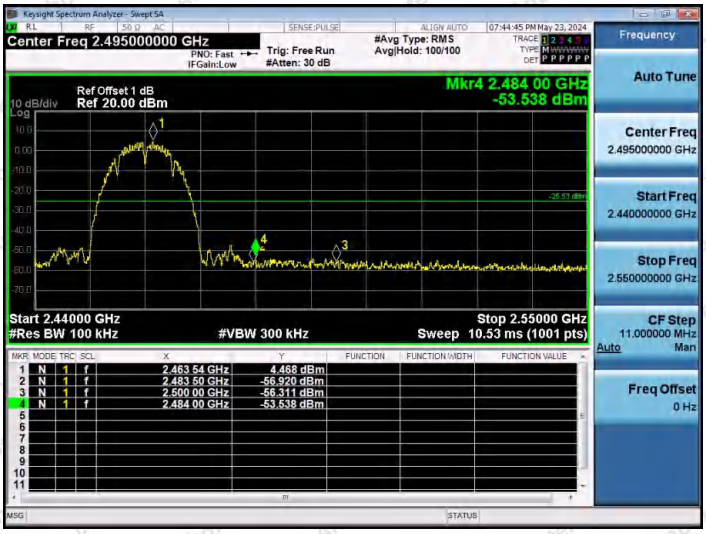

11B-Ant1-2462-PASS

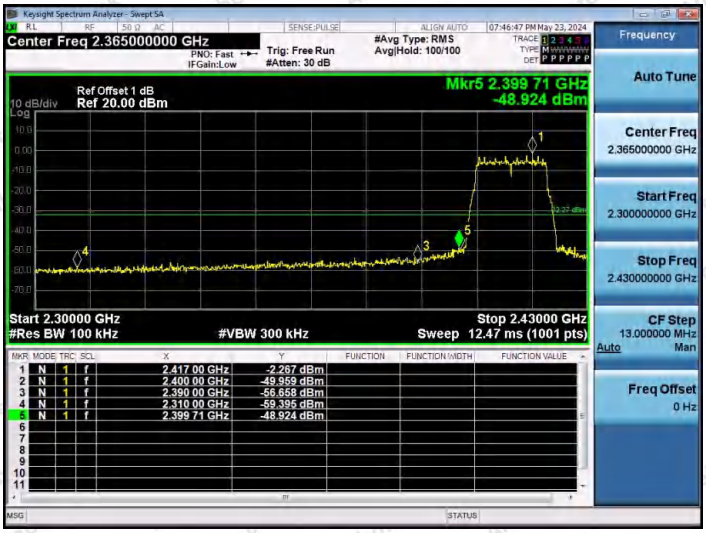

11G-Ant1-2412-PASS

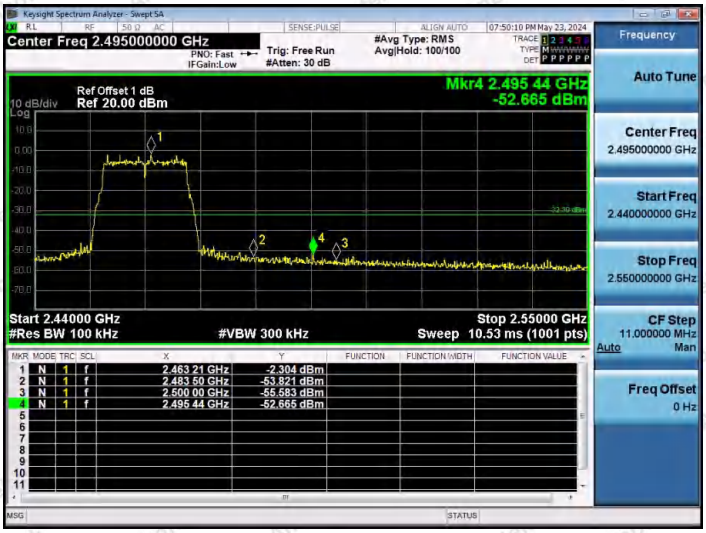

11G-Ant1-2462-PASS

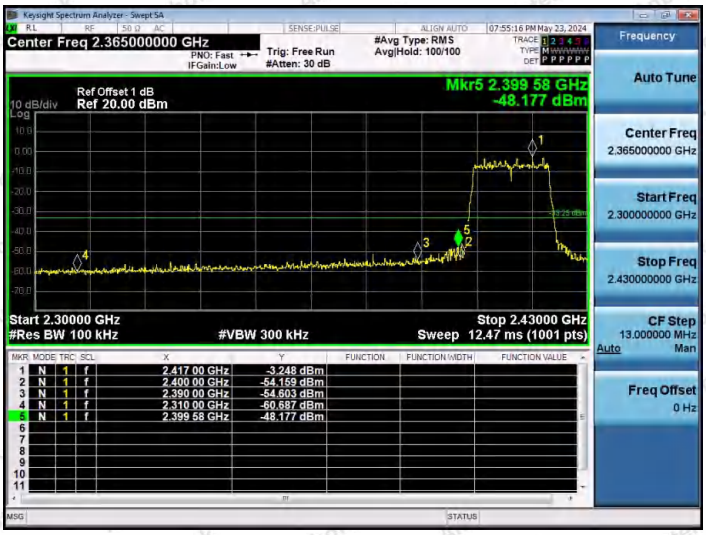

11N20SISO-Ant1-2412-PASS

11N20SISO-Ant1-2462-PASS

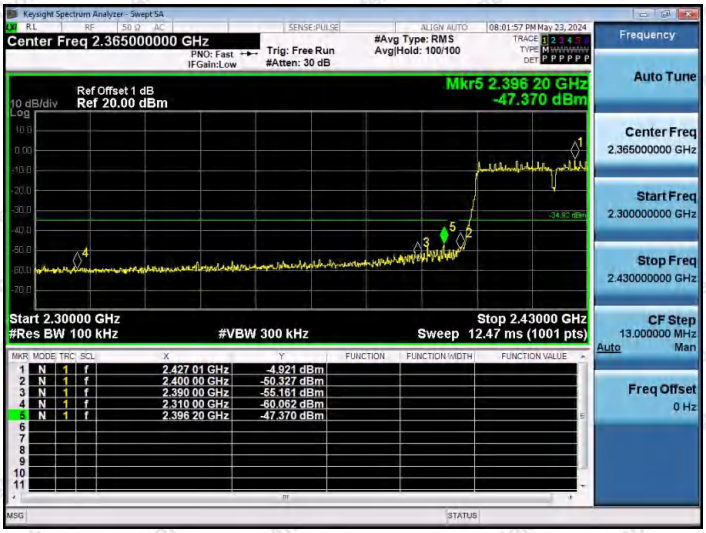

11N40SISO-Ant1-2422-PASS

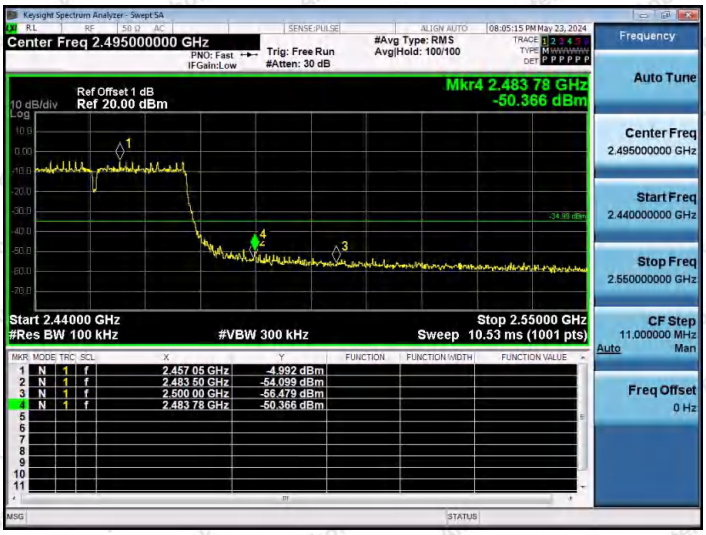

11N40SISO-Ant1-2452-PASS

Appendix F: Conducted Spurious Emission

Test Result

TestMode	Antenna	Frequency[MHz]	FreqRange [Mhz]	RefLevel [dBm]	Result [dBm]	Limit [dBm]	Verdict
11B	Ant1	2412	0~Reference	2.91	2.91	---	PASS
11B	Ant1	2412	30~1000	2.91	-69.12	≤-27.09	PASS
11B	Ant1	2412	1000~26500	2.91	-53.89	≤-27.09	PASS
11B	Ant1	2437	0~Reference	3.76	3.76	---	PASS
11B	Ant1	2437	30~1000	3.76	-68.96	≤-26.24	PASS
11B	Ant1	2437	1000~26500	3.76	-53.77	≤-26.24	PASS
11B	Ant1	2462	0~Reference	3.77	3.77	---	PASS
11B	Ant1	2462	30~1000	3.77	-69.2	≤-26.23	PASS
11B	Ant1	2462	1000~26500	3.77	-53.49	≤-26.23	PASS
11G	Ant1	2412	0~Reference	-5.42	-5.42	---	PASS
11G	Ant1	2412	30~1000	-5.42	-68.92	≤-35.42	PASS
11G	Ant1	2412	1000~26500	-5.42	-53.16	≤-35.42	PASS
11G	Ant1	2437	0~Reference	-2.45	-2.45	---	PASS
11G	Ant1	2437	30~1000	-2.45	-69.1	≤-32.45	PASS
11G	Ant1	2437	1000~26500	-2.45	-53	≤-32.45	PASS
11G	Ant1	2462	0~Reference	-4.26	-4.26	---	PASS
11G	Ant1	2462	30~1000	-4.26	-68.04	≤-34.26	PASS
11G	Ant1	2462	1000~26500	-4.26	-53.83	≤-34.26	PASS
11N20SISO	Ant1	2412	0~Reference	-3.64	-3.64	---	PASS
11N20SISO	Ant1	2412	30~1000	-3.64	-69.12	≤-33.64	PASS
11N20SISO	Ant1	2412	1000~26500	-3.64	-53.56	≤-33.64	PASS
11N20SISO	Ant1	2437	0~Reference	-5.03	-5.03	---	PASS
11N20SISO	Ant1	2437	30~1000	-5.03	-69.5	≤-35.03	PASS
11N20SISO	Ant1	2437	1000~26500	-5.03	-53.97	≤-35.03	PASS
11N20SISO	Ant1	2462	0~Reference	-6.59	-6.59	---	PASS
11N20SISO	Ant1	2462	30~1000	-6.59	-69.51	≤-36.59	PASS
11N20SISO	Ant1	2462	1000~26500	-6.59	-53.35	≤-36.59	PASS
11N40SISO	Ant1	2422	0~Reference	-5.11	-5.11	---	PASS
11N40SISO	Ant1	2422	30~1000	-5.11	-68.82	≤-35.11	PASS
11N40SISO	Ant1	2422	1000~26500	-5.11	-53.46	≤-35.11	PASS
11N40SISO	Ant1	2437	0~Reference	-5.16	-5.16	---	PASS
11N40SISO	Ant1	2437	30~1000	-5.16	-67.49	≤-35.16	PASS
11N40SISO	Ant1	2437	1000~26500	-5.16	-53.11	≤-35.16	PASS
11N40SISO	Ant1	2452	0~Reference	-5.76	-5.76	---	PASS
11N40SISO	Ant1	2452	30~1000	-5.76	-69.06	≤-35.76	PASS
11N40SISO	Ant1	2452	1000~26500	-5.76	-53.78	≤-35.76	PASS

Test Graphs

11B-Ant1-2412-0~Reference-PASS

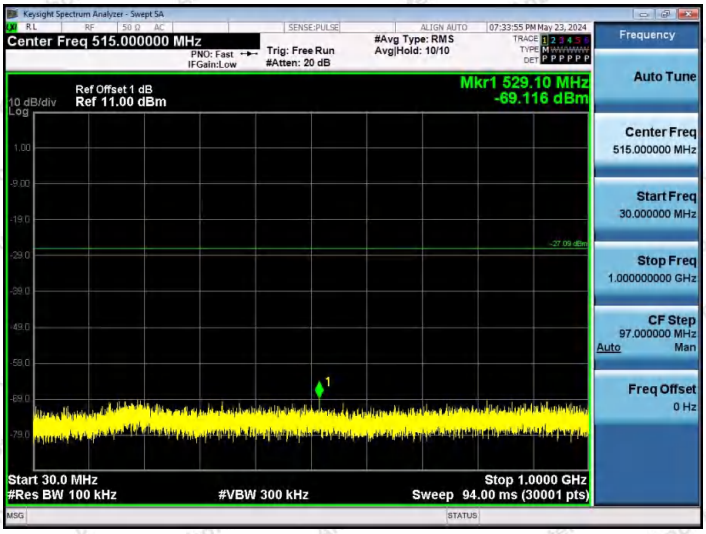

11B-Ant1-2412-30~1000-PASS

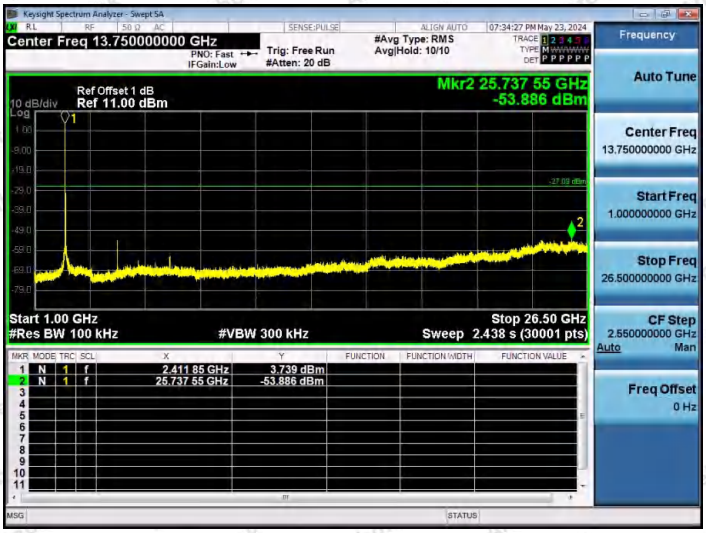

11B-Ant1-2412-1000~26500-PASS

11B-Ant1-2437-0~Reference-PASS

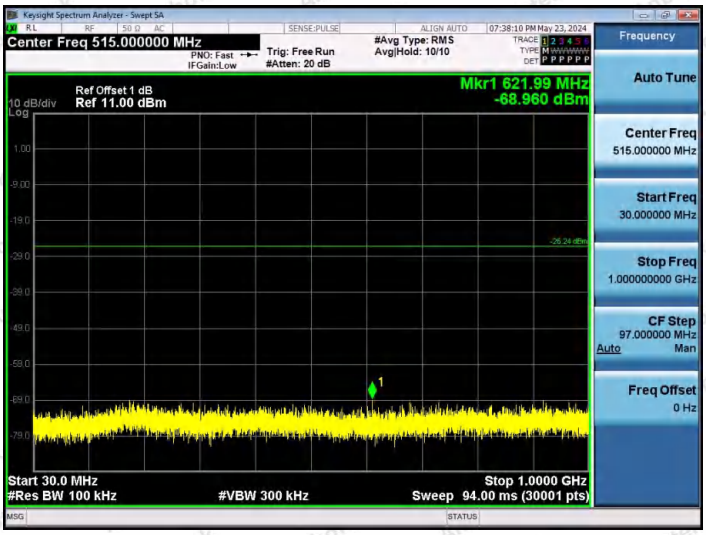

11B-Ant1-2437-30~1000-PASS

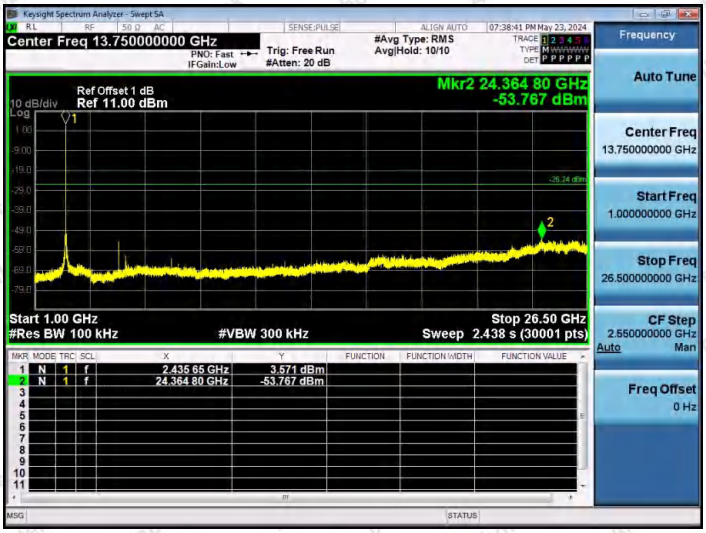

11B-Ant1-2437-1000~26500-PASS

11B-Ant1-2462-0~Reference-PASS

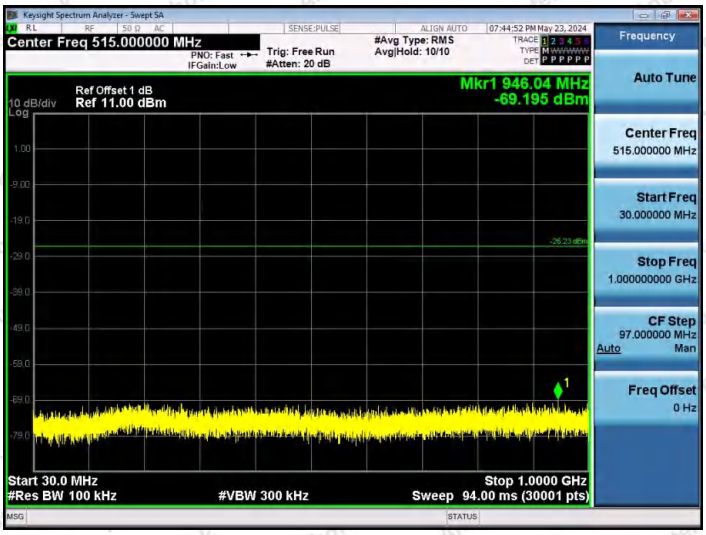

11B-Ant1-2462-30~1000-PASS

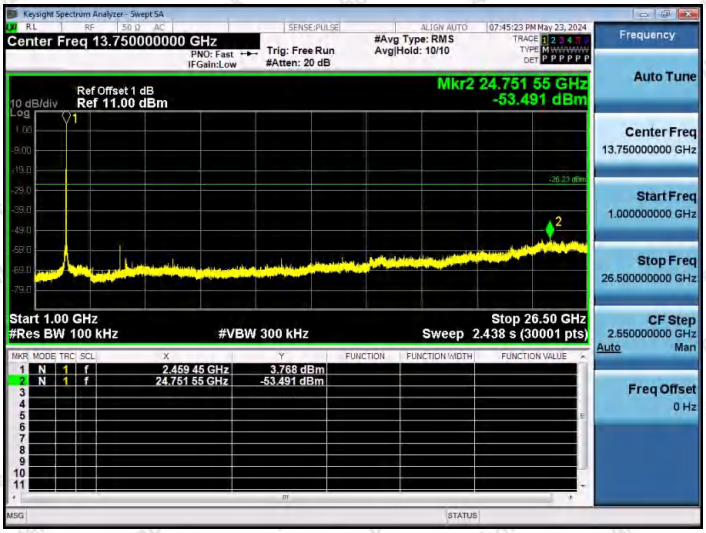

11B-Ant1-2462-1000~26500-PASS

11G-Ant1-2412-0~Reference-PASS

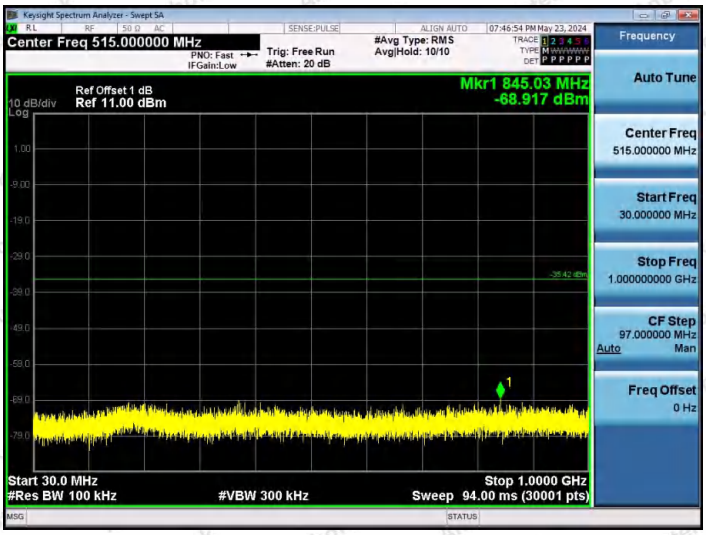

11G-Ant1-2412-30~1000-PASS

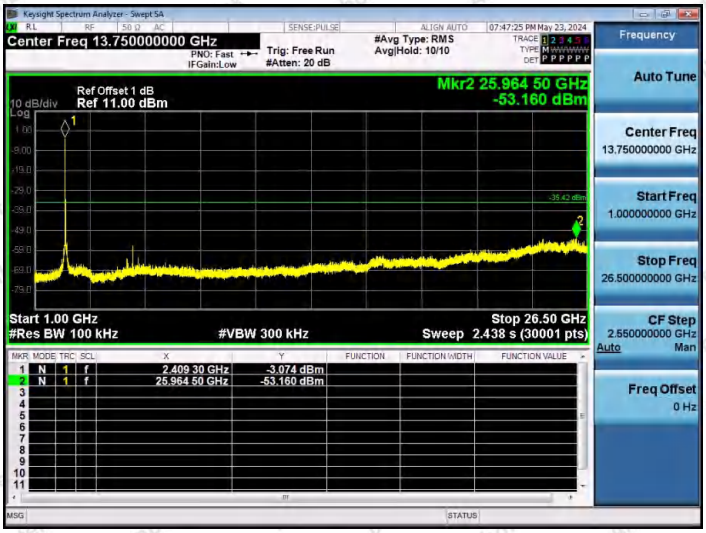

11G-Ant1-2412-1000~26500-PASS

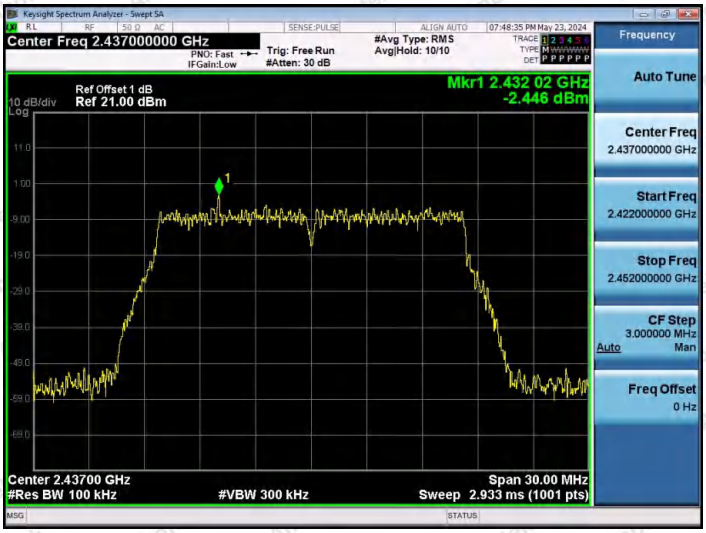

11G-Ant1-2437-0~Reference-PASS

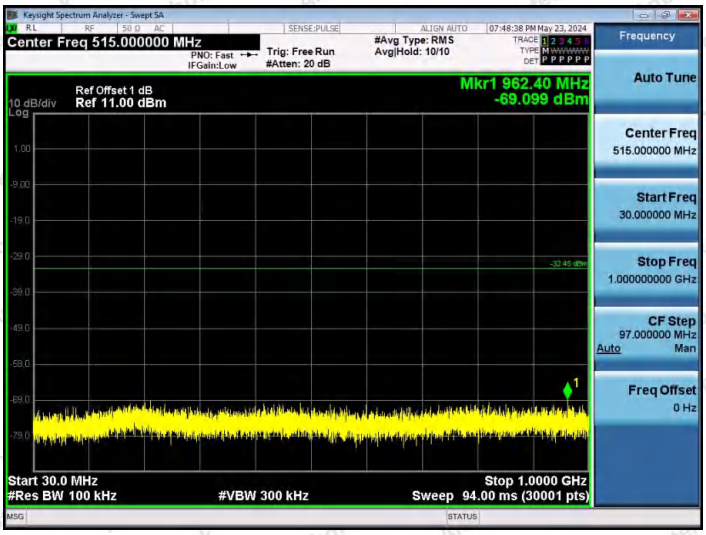

11G-Ant1-2437-30~1000-PASS

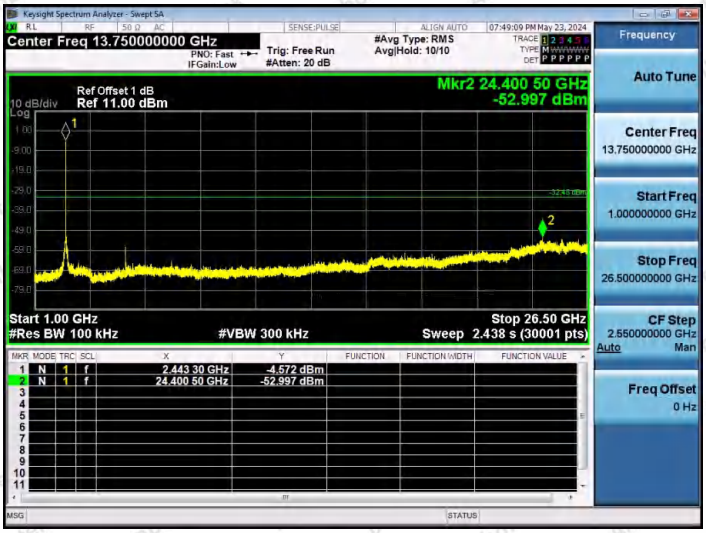

11G-Ant1-2437-1000~26500-PASS

11G-Ant1-2462-0~Reference-PASS

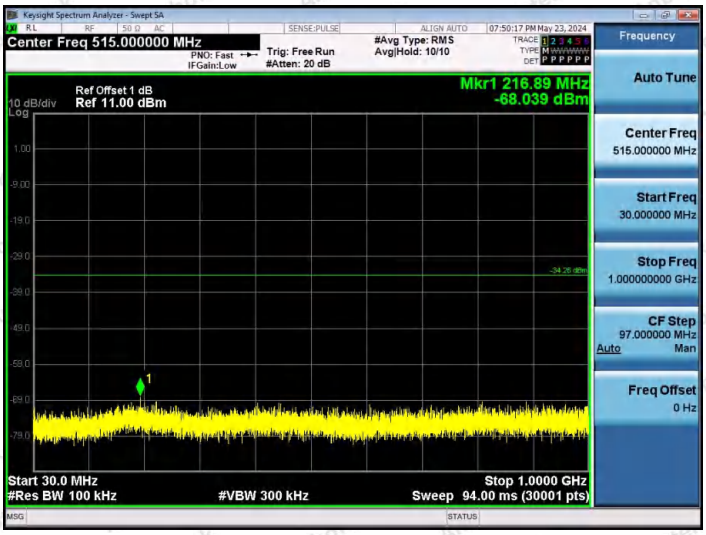

11G-Ant1-2462-30~1000-PASS

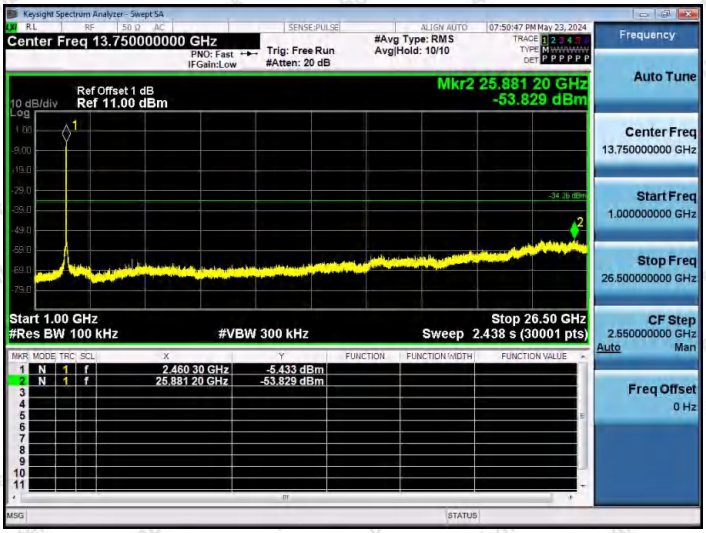

11G-Ant1-2462-1000~26500-PASS

11N20SISO-Ant1-2412-0~Reference-PASS

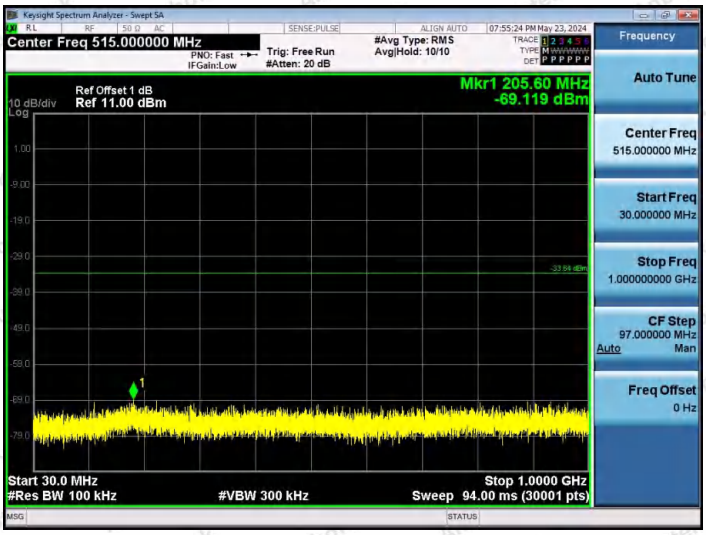

11N20SISO-Ant1-2412-30~1000-PASS

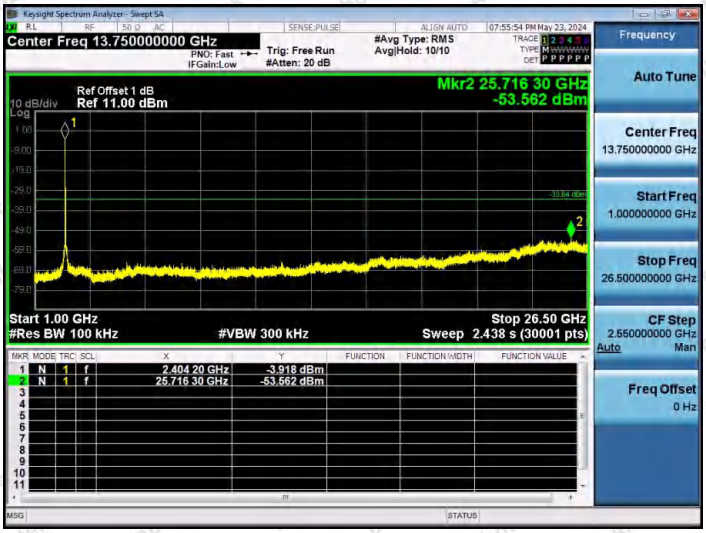

11N20SISO-Ant1-2412-1000~26500-PASS

11N20SISO-Ant1-2437-0~Reference-PASS

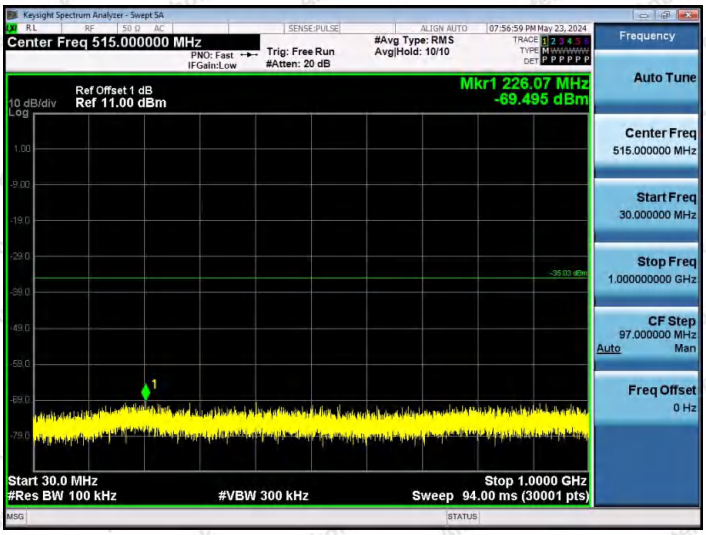

11N20SISO-Ant1-2437-30~1000-PASS

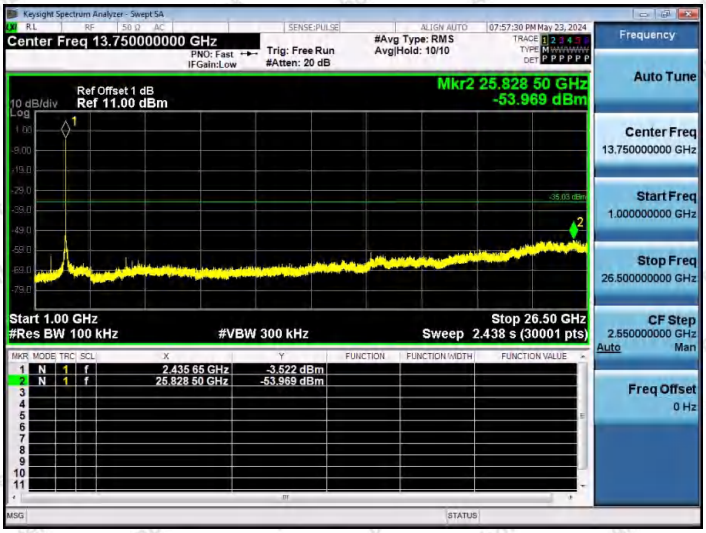

11N20SISO-Ant1-2437-1000~26500-PASS

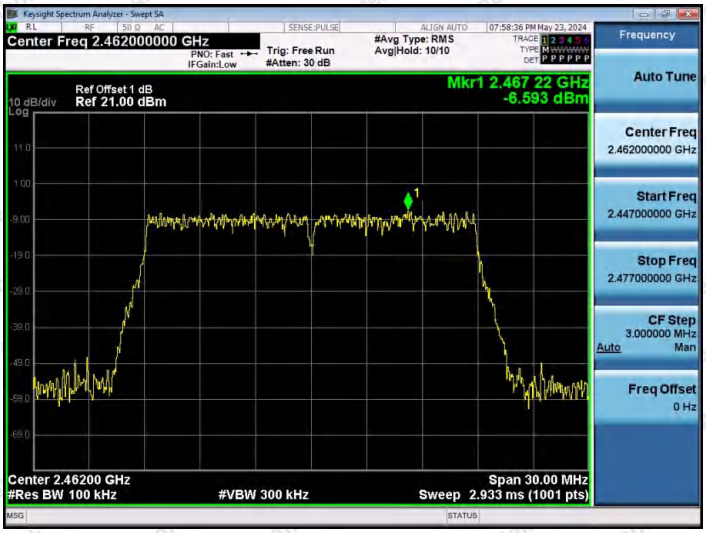

11N20SISO-Ant1-2462-0~Reference-PASS

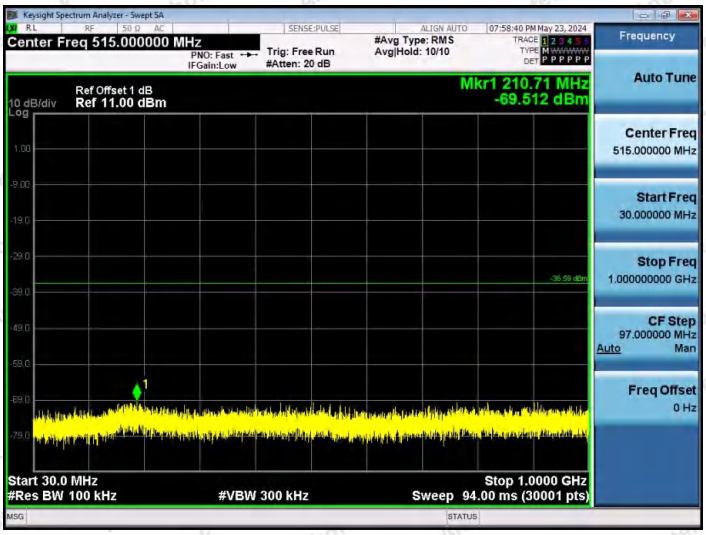

11N20SISO-Ant1-2462-30~1000-PASS

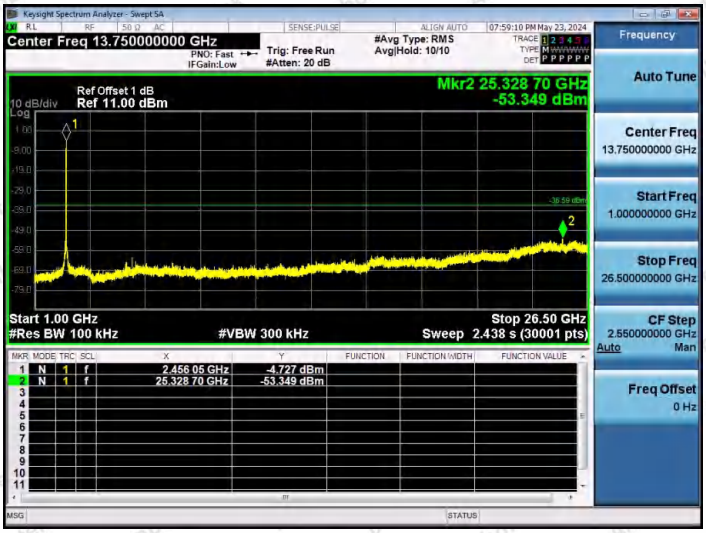

11N20SISO-Ant1-2462-1000~26500-PASS

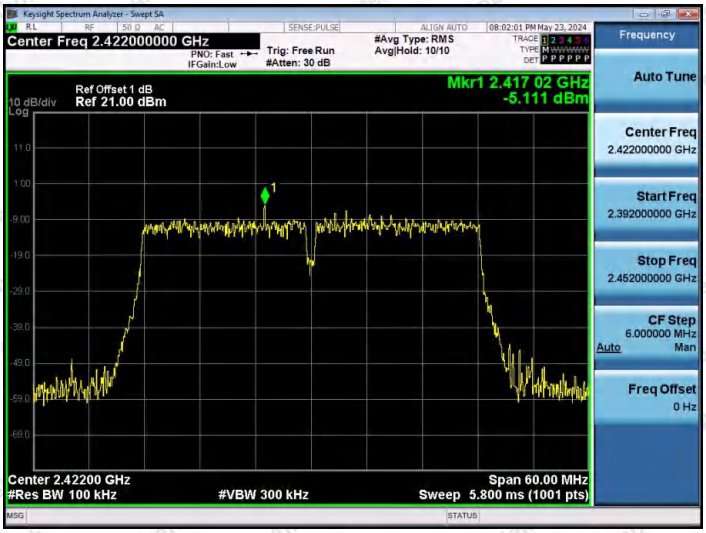

11N40SISO-Ant1-2422-0~Reference-PASS

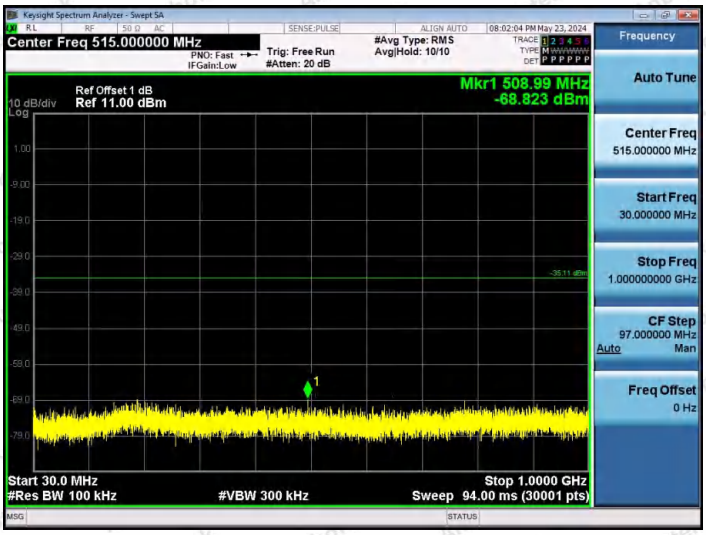

11N40SISO-Ant1-2422-30~1000-PASS

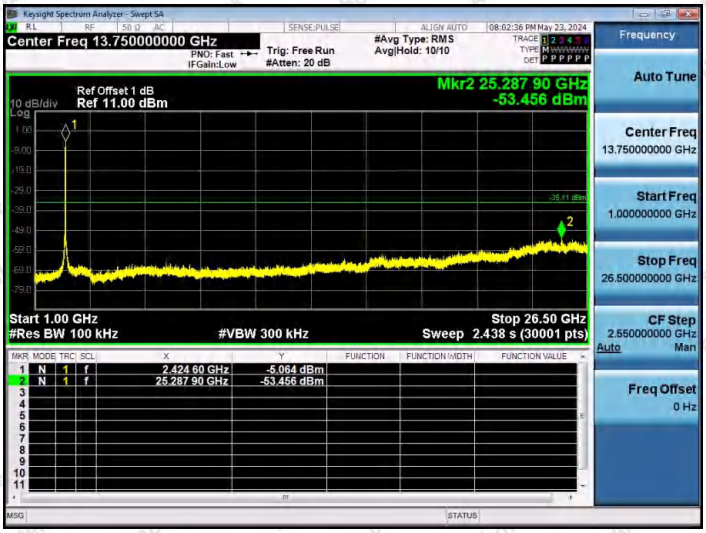

11N40SISO-Ant1-2422-1000~26500-PASS

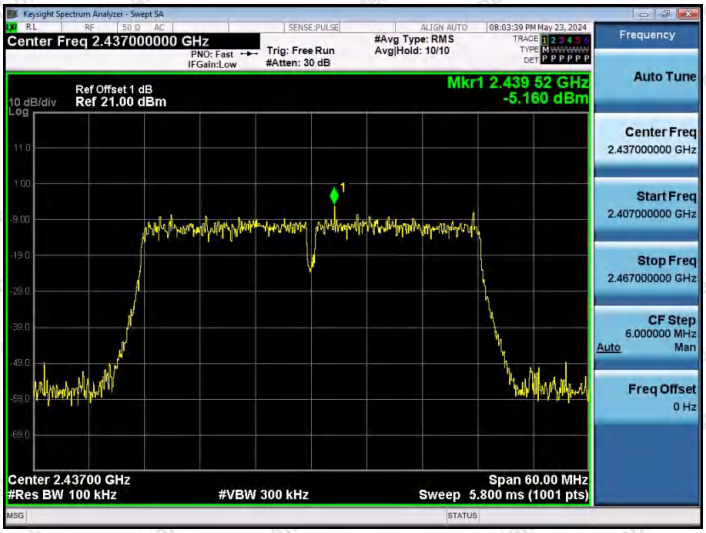

11N40SISO-Ant1-2437-0~Reference-PASS

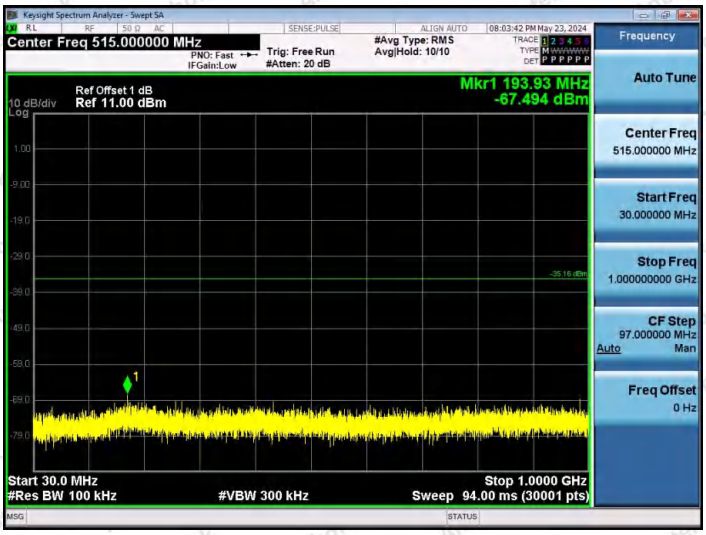

11N40SISO-Ant1-2437-30~1000-PASS

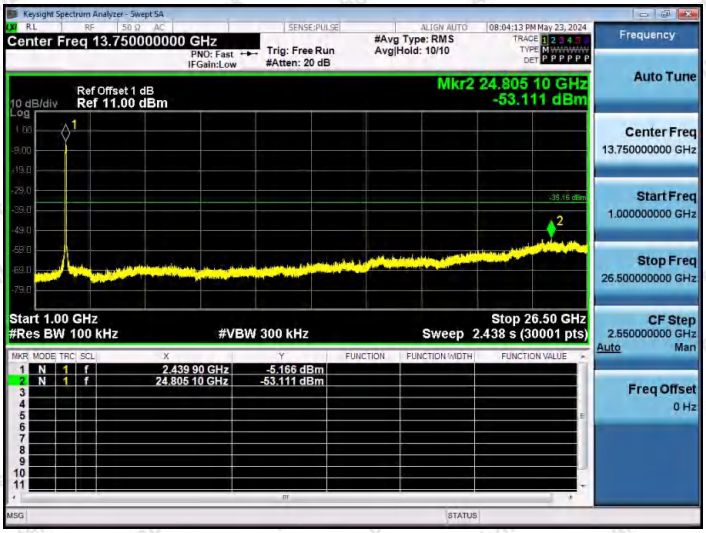

11N40SISO-Ant1-2437-1000~26500-PASS

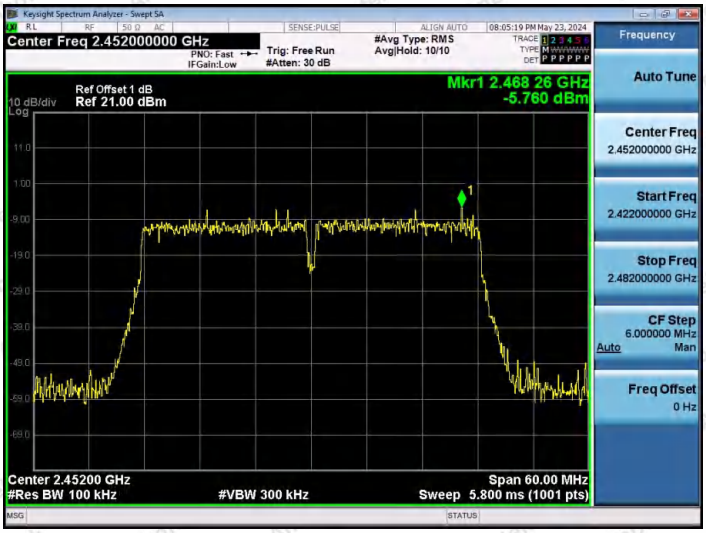

11N40SISO-Ant1-2452-0~Reference-PASS

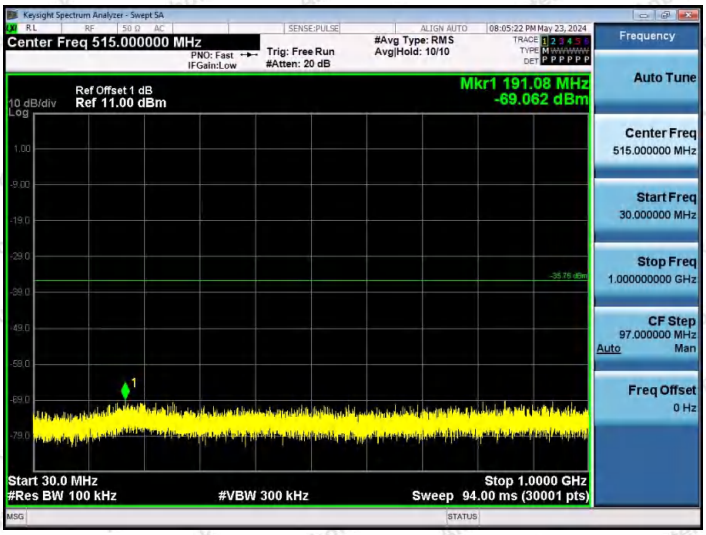

11N40SISO-Ant1-2452-30~1000-PASS

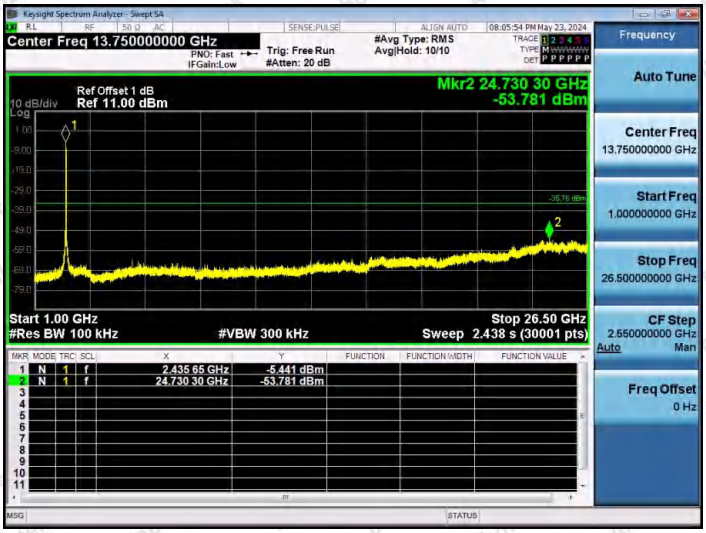

11N40SISO-Ant1-2452-1000~26500-PASS

Appendix G: Duty Cycle

Test Result

TestMode	Antenna	Frequency[MHz]	Transmission Duration [ms]	Transmission Period [ms]	Duty Cycle [%]	Factor
11B	Ant1	2412	8.38	8.42	99.52	0.02
11B	Ant1	2437	8.37	8.41	99.52	0.02
11B	Ant1	2462	8.38	8.42	99.52	0.02
11G	Ant1	2412	1.39	1.43	97.20	0.12
11G	Ant1	2437	1.39	1.43	97.20	0.12
11G	Ant1	2462	1.39	1.43	97.20	0.12
11N20SISO	Ant1	2412	1.30	1.34	97.01	0.13
11N20SISO	Ant1	2437	1.30	1.33	97.74	0.10
11N20SISO	Ant1	2462	1.30	1.34	97.01	0.13
11N40SISO	Ant1	2422	0.64	0.68	94.12	0.26
11N40SISO	Ant1	2437	0.65	0.68	95.59	0.20
11N40SISO	Ant1	2452	0.65	0.68	95.59	0.20

Test Graphs

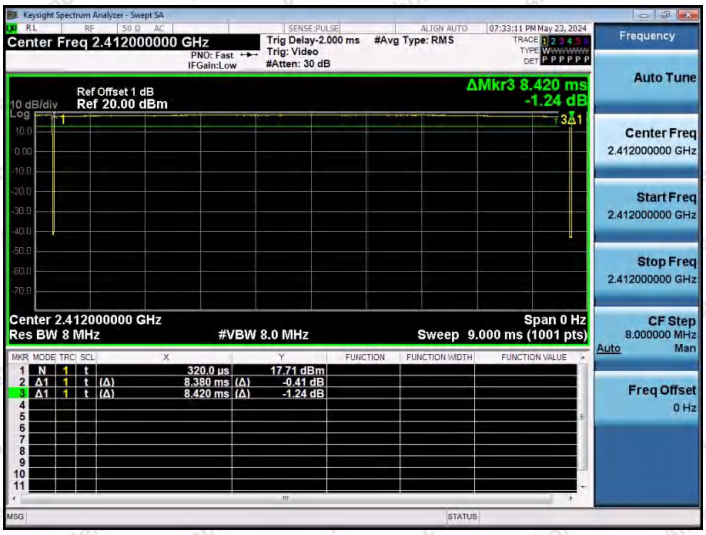

NTNV-11B-Ant1-2412

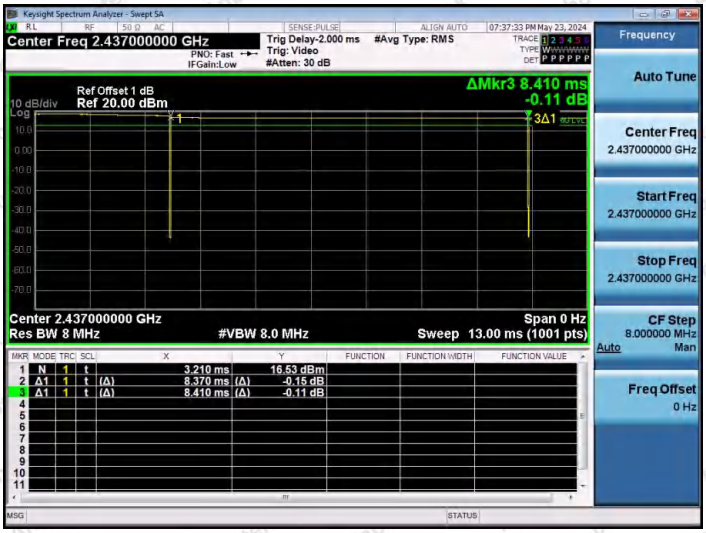

NTNV-11B-Ant1-2437

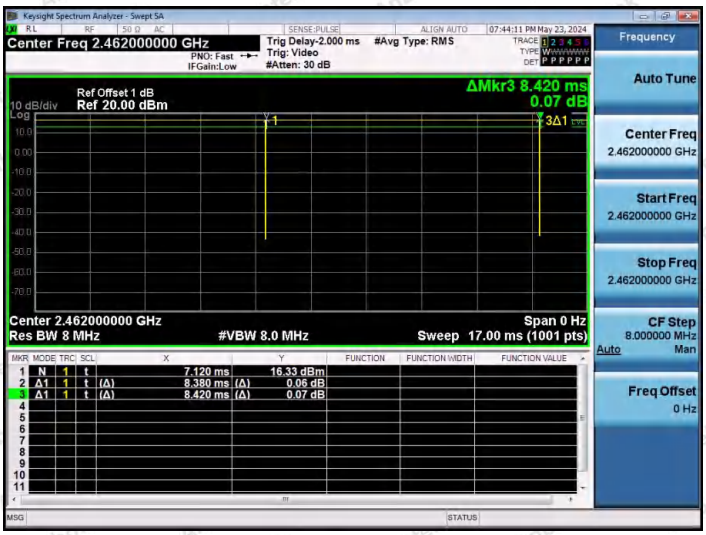

NTNV-11B-Ant1-2462

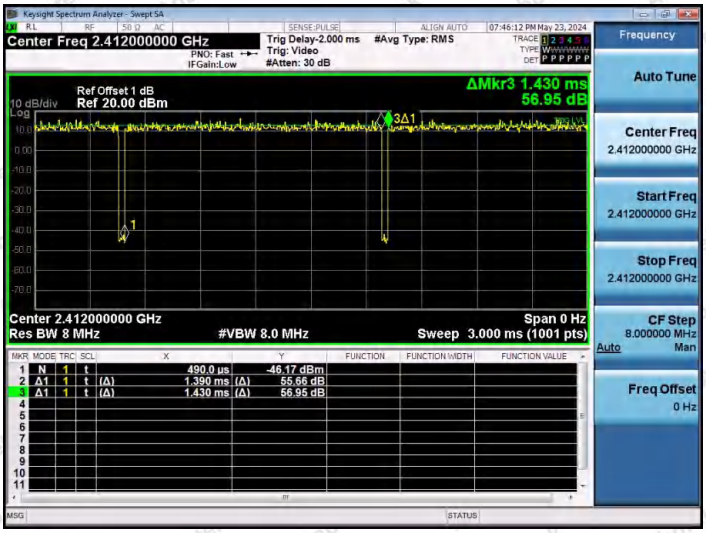

NTNV-11G-Ant1-2412

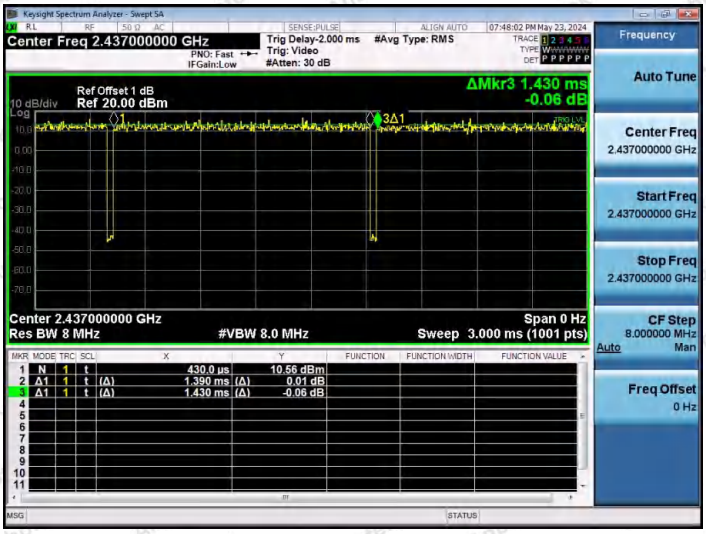

NTNV-11G-Ant1-2437

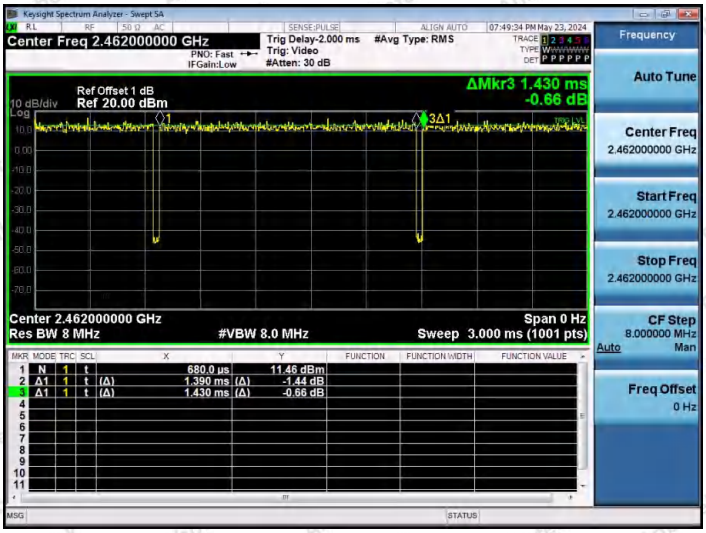

NTNV-11G-Ant1-2462

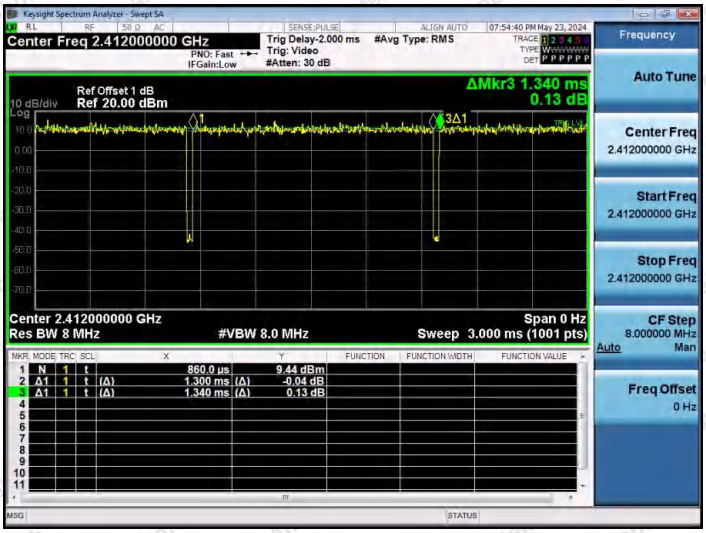

NTNV-11N20SISO-Ant1-2412

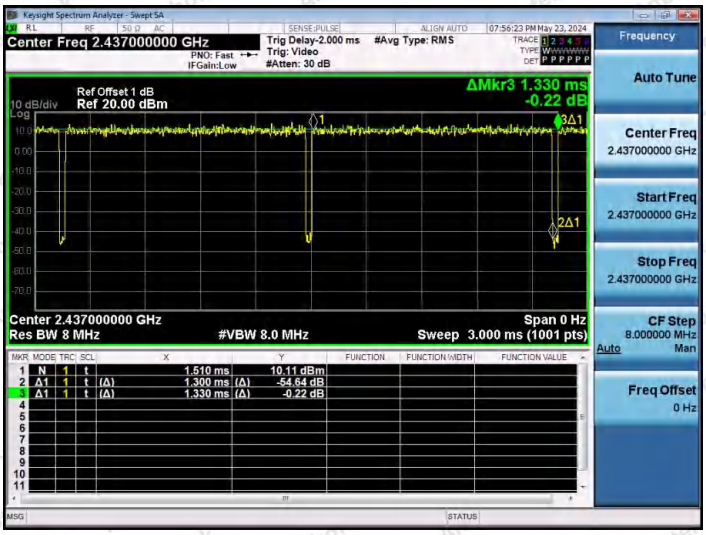

NTNV-11N20SISO-Ant1-2437

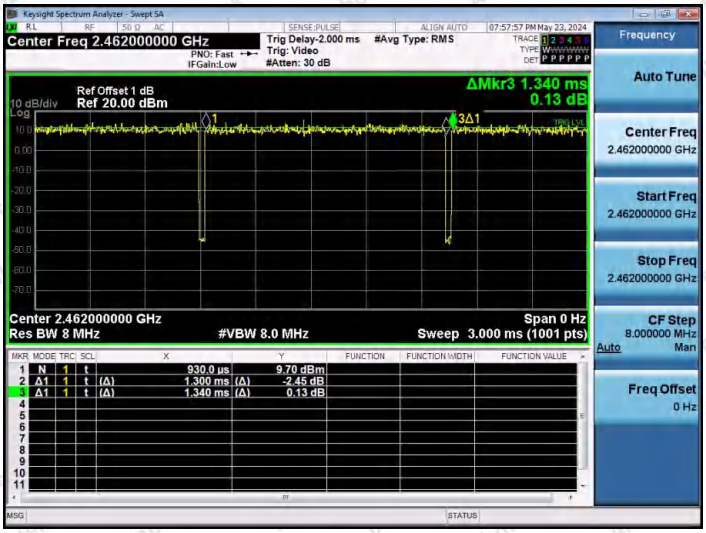

NTNV-11N20SISO-Ant1-2462

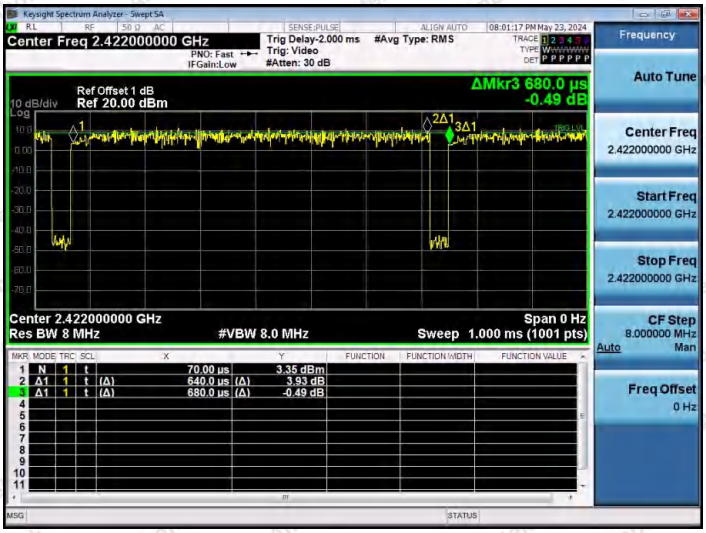

NTNV-11N40SISO-Ant1-2422

NTNV-11N40SISO-Ant1-2437

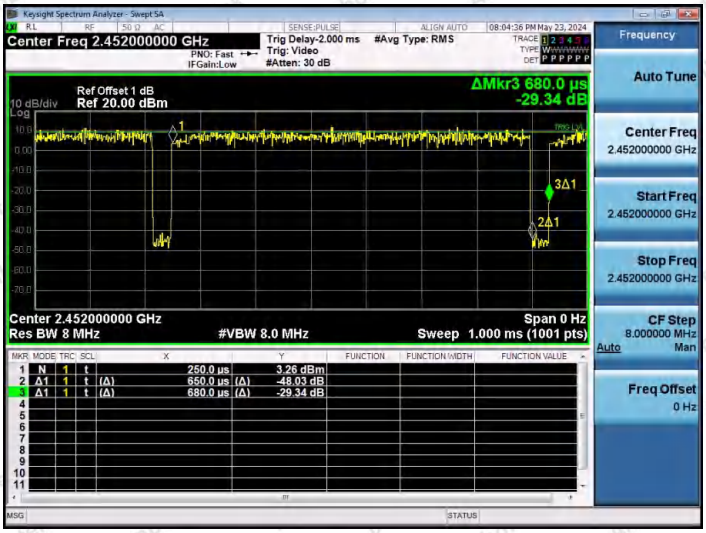

NTNV-11N40SISO-Ant1-2452

---End---