Appendix Test Data

Report No:	1815C40037012502	Test Sample NO:	1-2-2
Start Test Date:	2024.08.20	Finish Test Date:	2024.08.20
Test Engineer:	Joker Huang	Auditor:	Justin Feng
Temperature:	24.3℃	Relative Humidity:	56%
Pressure:	101 kPa		

Appendix A: DTS Bandwidth

Test Result

TestMode	Antenna	Frequency[MHz]	DTS BW [MHz]	FL[MHz]	FH[MHz]	Limit[MHz]	Verdict
11B	Ant1	2412	8.28	2408.20	2416.48	0.5	PASS
11B	Ant1	2437	8.08	2432.92	2441.00	0.5	PASS
11B	Ant1	2462	7.88	2457.96	2465.84	0.5	PASS
11G	Ant1	2412	15.96	2404.20	2420.16	0.5	PASS
11G	Ant1	2437	16.36	2428.76	2445.12	0.5	PASS
11G	Ant1	2462	16.32	2453.80	2470.12	0.5	PASS
11N20SISO	Ant1	2412	17.20	2403.56	2420.76	0.5	PASS
11N20SISO	Ant1	2437	17.60	2428.16	2445.76	0.5	PASS
11N20SISO	Ant1	2462	17.56	2453.20	2470.76	0.5	PASS
11N40SISO	Ant1	2422	33.84	2406.32	2440.16	0.5	PASS
11N40SISO	Ant1	2437	36.16	2418.76	2454.92	0.5	PASS
11N40SISO	Ant1	2452	36.40	2433.76	2470.16	0.5	PASS

Test Graphs

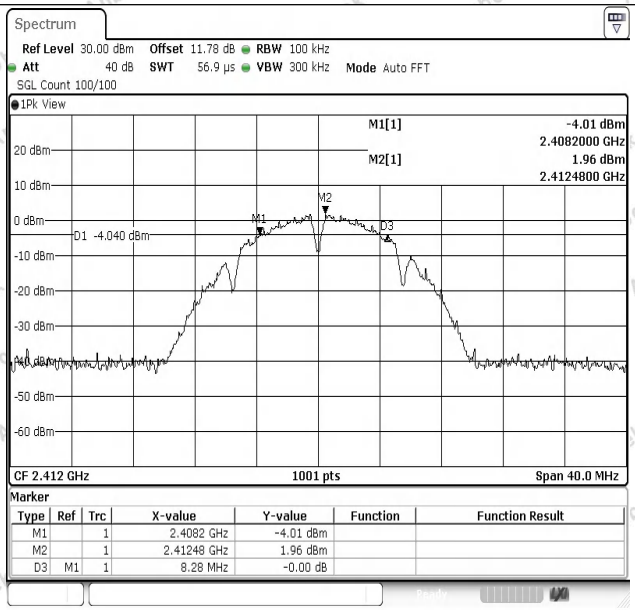

11B-Ant1-2412-PASS

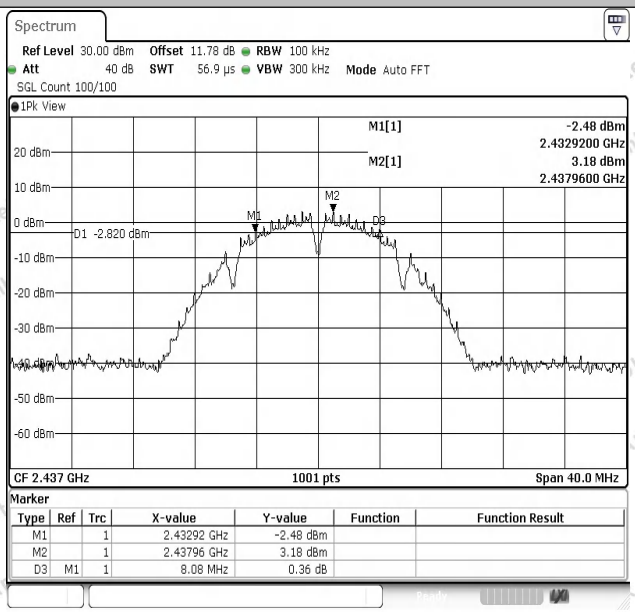

11B-Ant1-2437-PASS

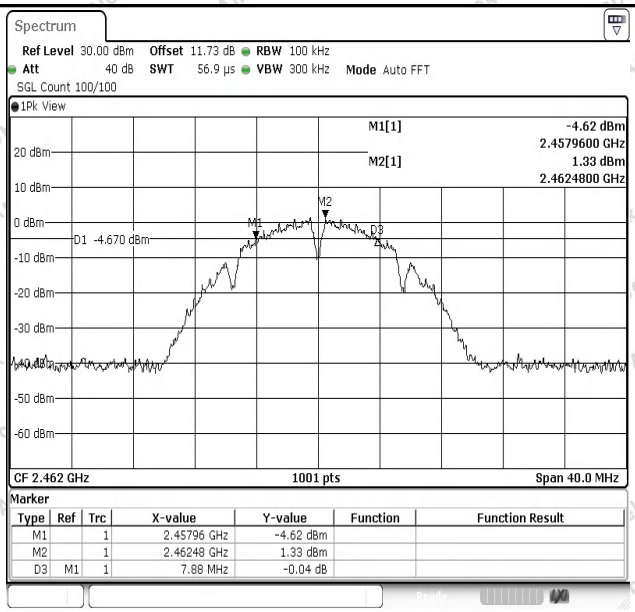

11B-Ant1-2462-PASS

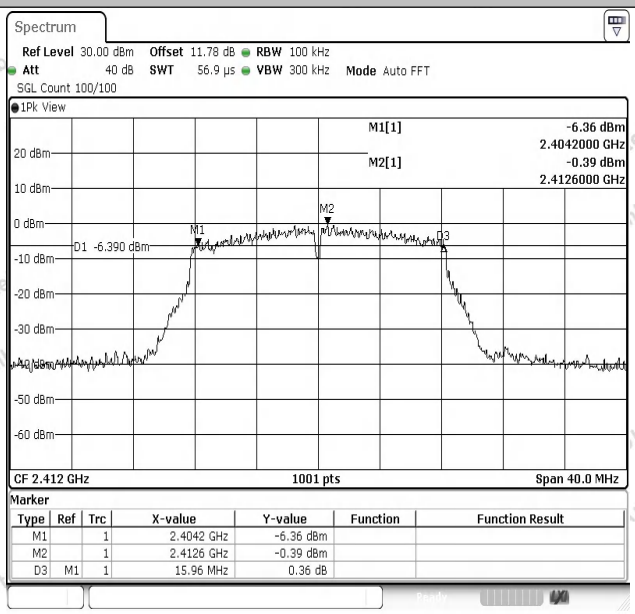

11G-Ant1-2412-PASS

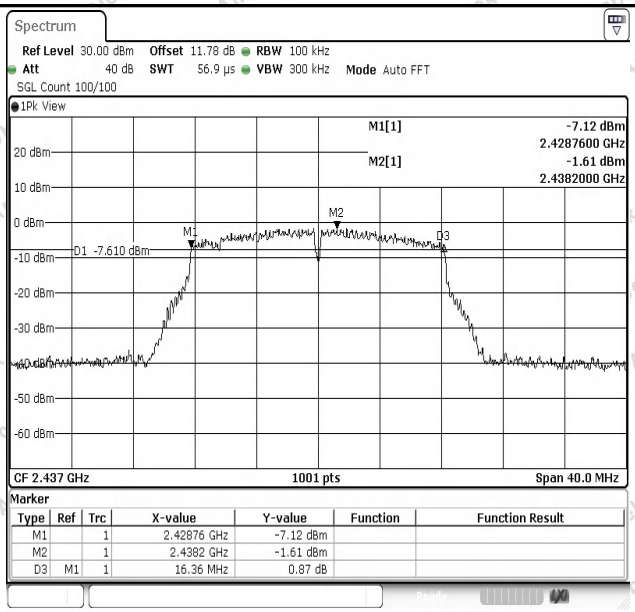

11G-Ant1-2437-PASS

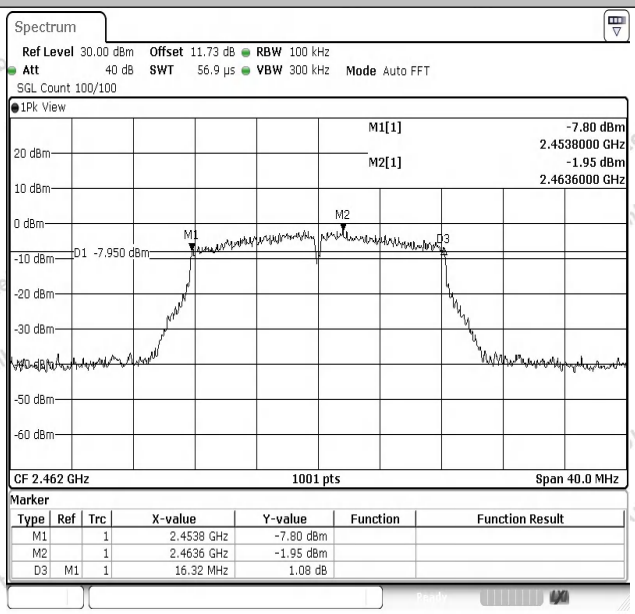

11G-Ant1-2462-PASS

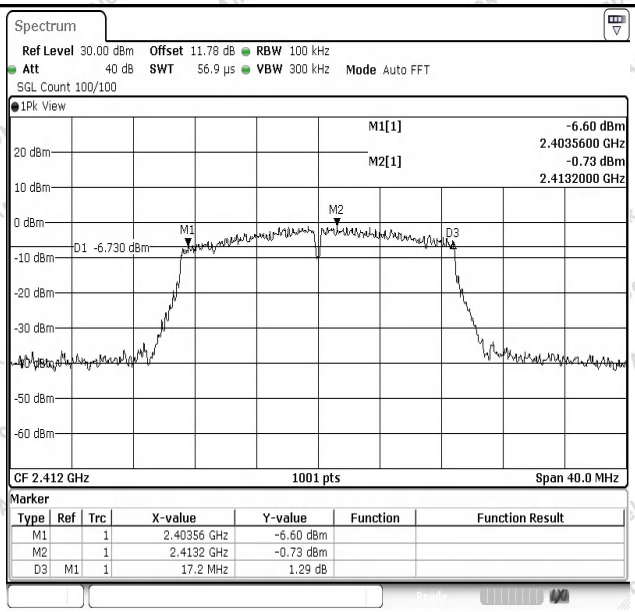

11N20SISO-Ant1-2412-PASS

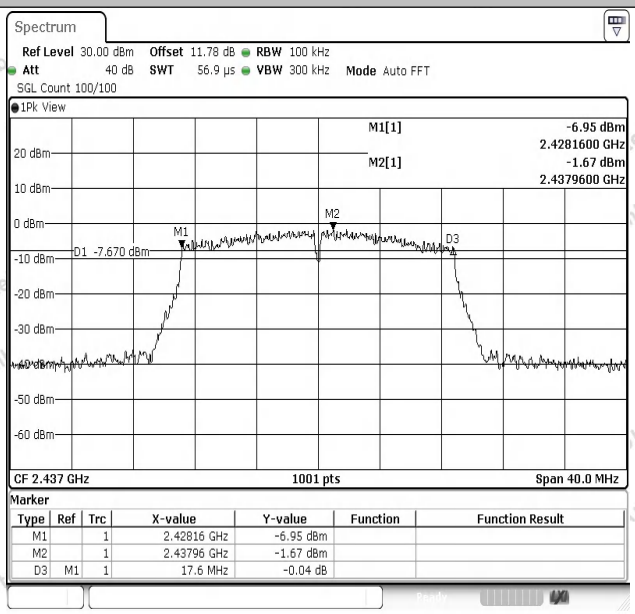

11N20SISO-Ant1-2437-PASS

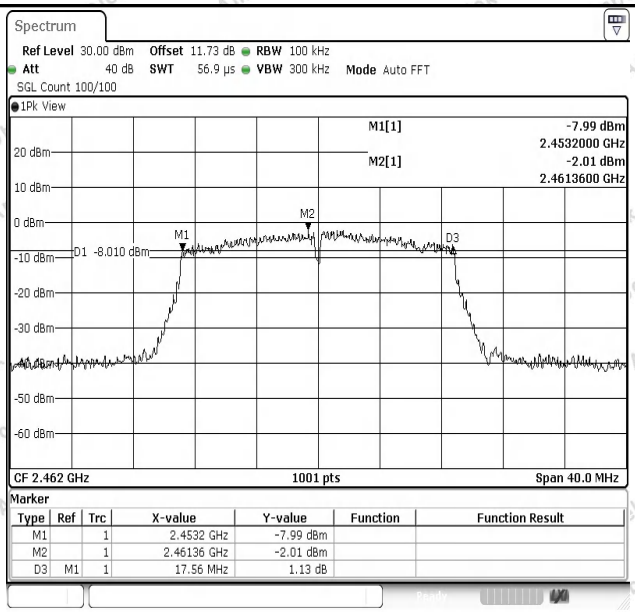

11N20SISO-Ant1-2462-PASS

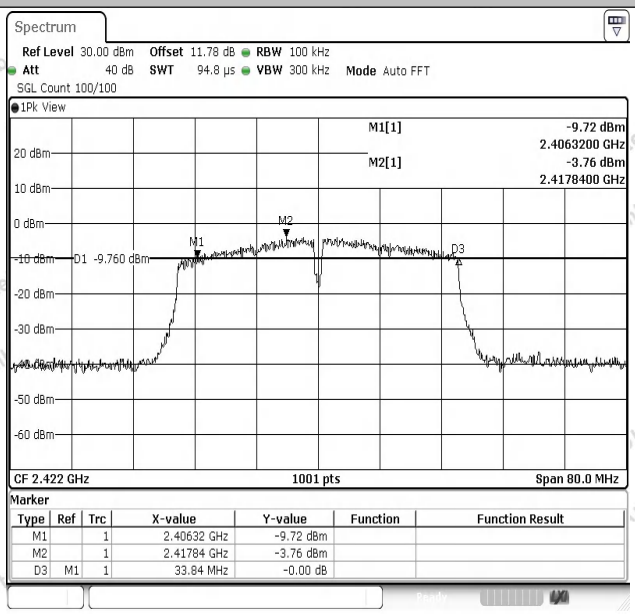

11N40SISO-Ant1-2422-PASS

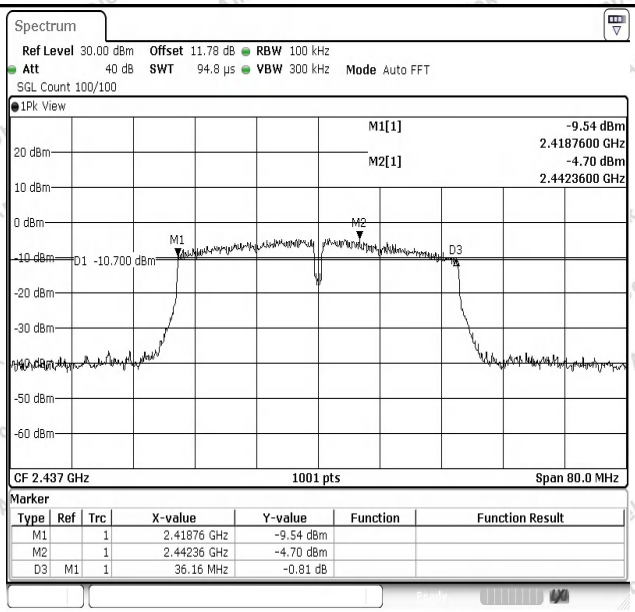

11N40SISO-Ant1-2437-PASS

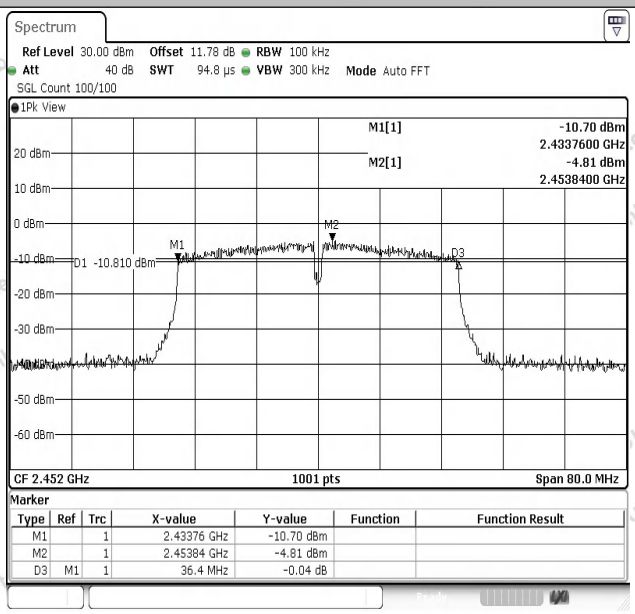

11N40SISO-Ant1-2452-PASS

Appendix B: Occupied Channel Bandwidth

Test Result

TestMode	Antenna	Channel Frequency[MHz]	OCB [MHz]	FL[MHz]	FH[MHz]	Limit[MHz]	Verdict
11B	Ant1	2412	12.827	2405.7263	2418.5534	---	---
11B	Ant1	2437	13.027	2430.4066	2443.4336	---	---
11B	Ant1	2462	12.987	2455.4865	2468.4735	---	---
11G	Ant1	2412	17.103	2403.4885	2420.5914	---	---
11G	Ant1	2437	16.623	2428.6883	2445.3117	---	---
11G	Ant1	2462	16.663	2453.5684	2470.2318	---	---
11N20SISO	Ant1	2412	17.782	2403.1289	2420.9111	---	---
11N20SISO	Ant1	2437	17.902	2428.0090	2445.9111	---	---
11N20SISO	Ant1	2462	17.862	2453.0490	2470.9111	---	---
11N40SISO	Ant1	2422	35.964	2404.0180	2439.9820	---	---
11N40SISO	Ant1	2437	35.964	2418.8581	2454.8222	---	---
11N40SISO	Ant1	2452	36.603	2433.4585	2470.0619	---	---

Test Graphs

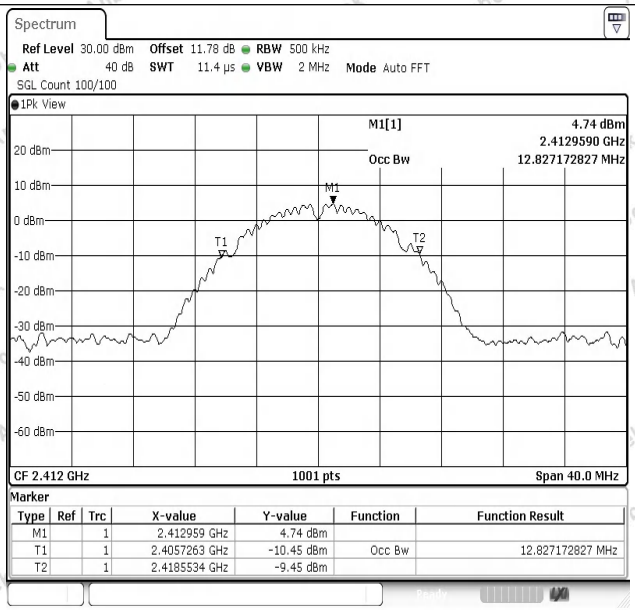

11B-Ant1-2412

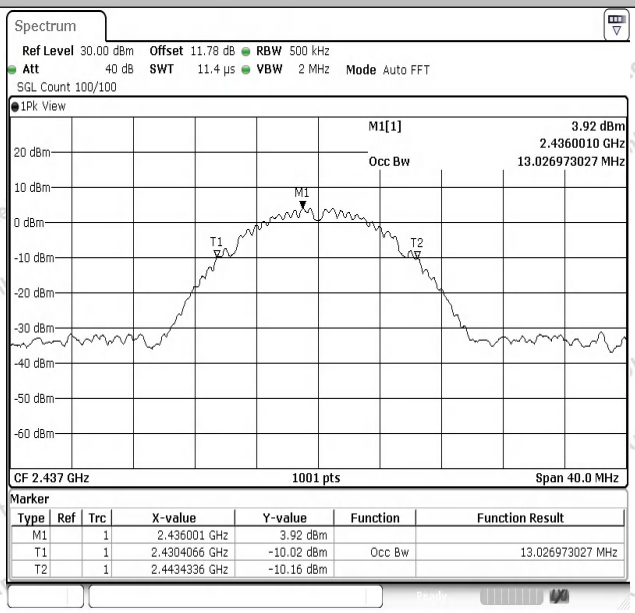

11B-Ant1-2437

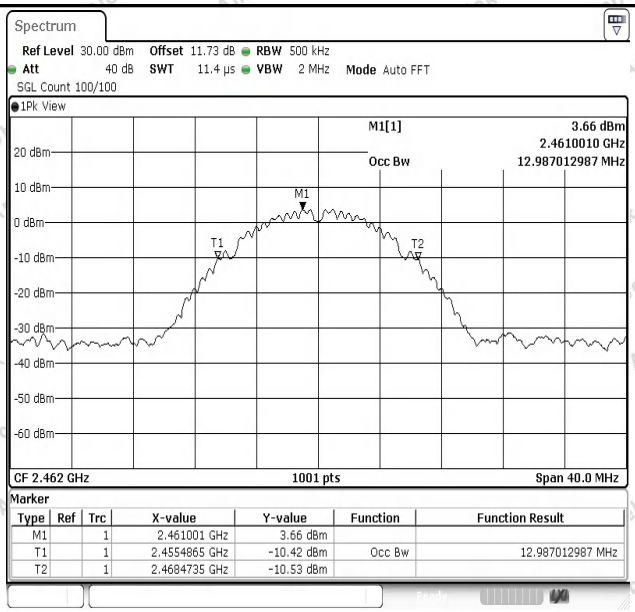

11B-Ant1-2462

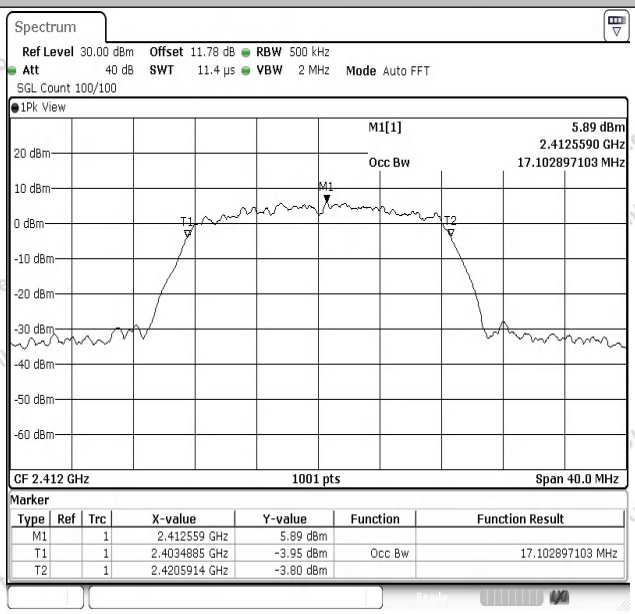

11G-Ant1-2412

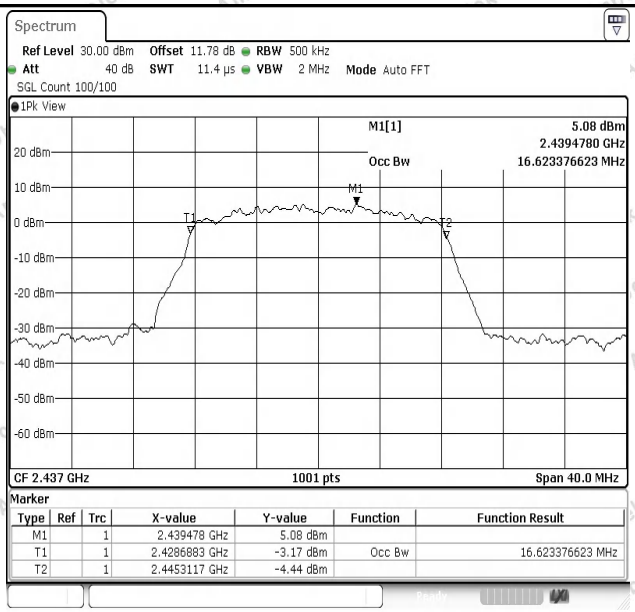

11G-Ant1-2437

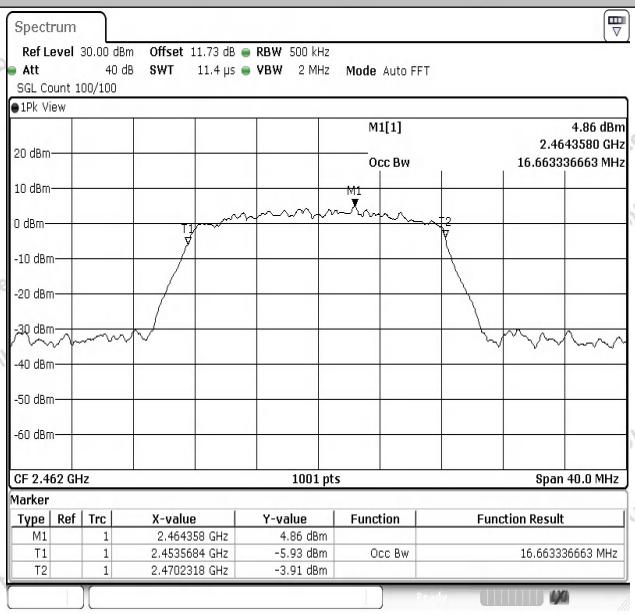

11G-Ant1-2462

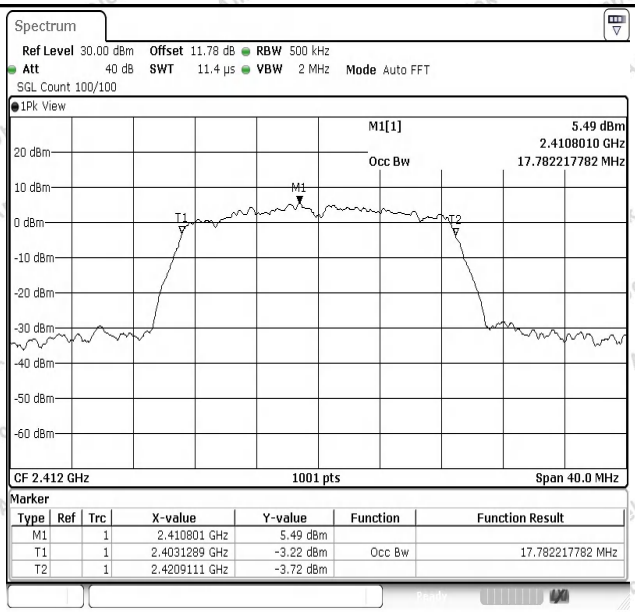

11N20SISO-Ant1-2412

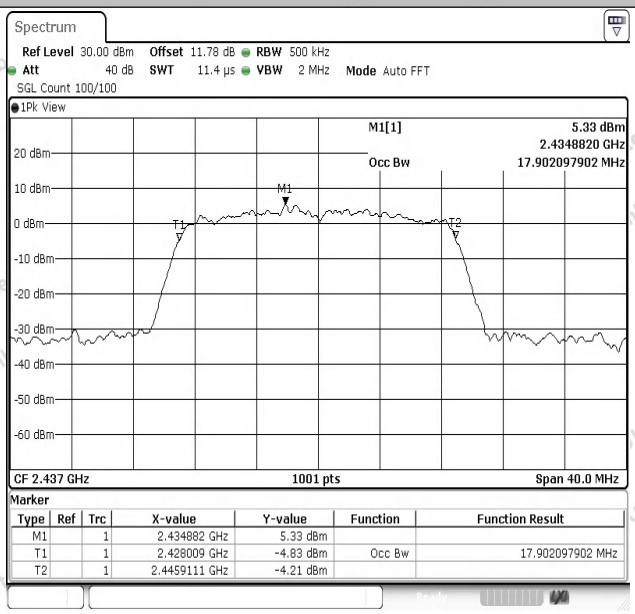

11N20SISO-Ant1-2437

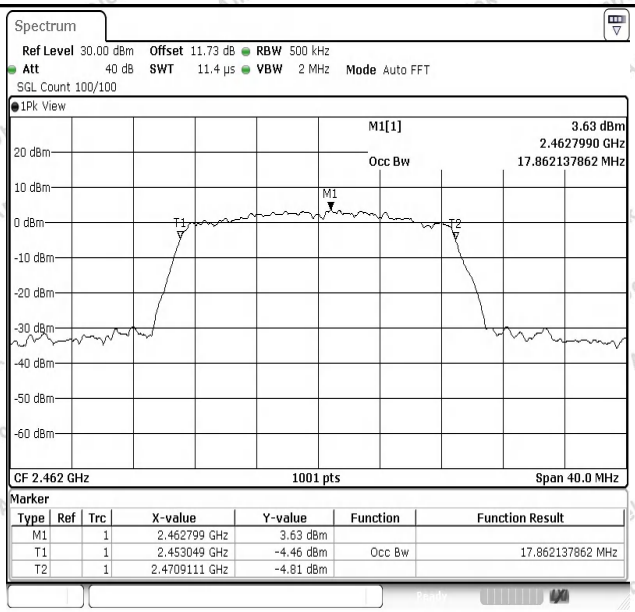

11N20SISO-Ant1-2462

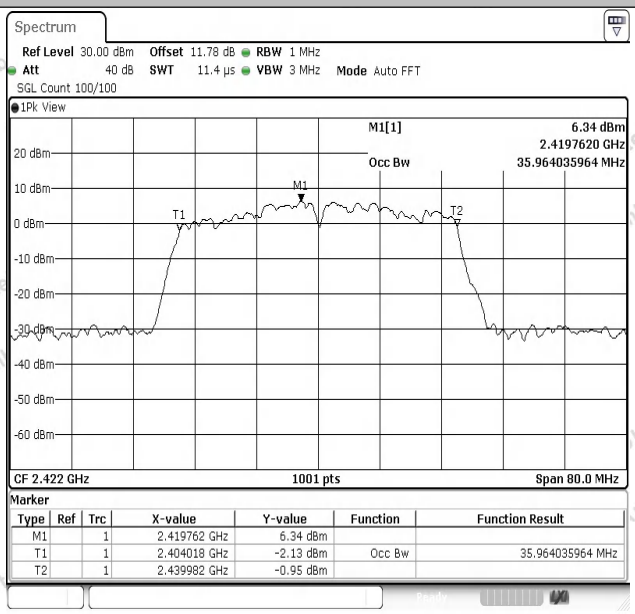

11N40SISO-Ant1-2422

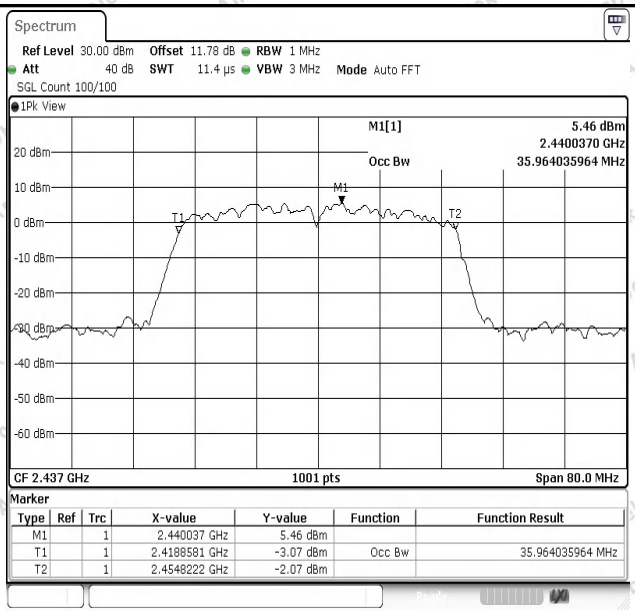

11N40SISO-Ant1-2437

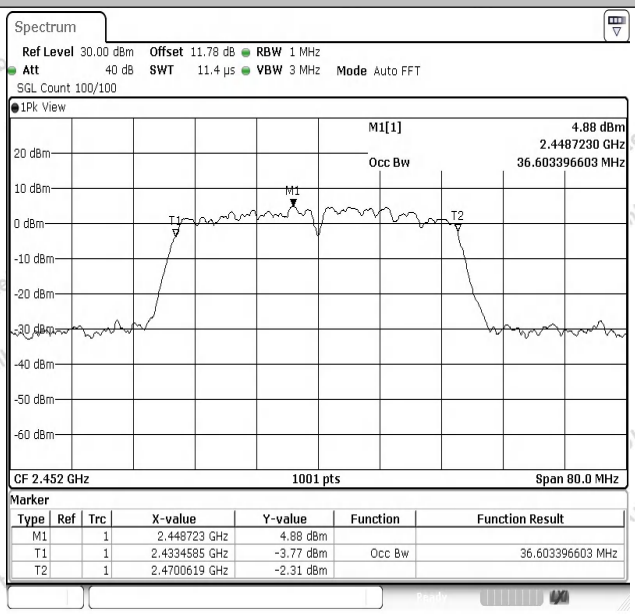

11N40SISO-Ant1-2452

Appendix C: Maximum conducted output power

Test Result Average

Test Mode	Antenna	Frequency [MHz]	Set Power	Average power [dBm]	Duty Cycle [%]	DC Factor [dB]	Result [dBm]	Limit [dBm]	Verdict
11B	Ant1	2412	NA	12.28	100.00	0.00	12.28	≤30.00	PASS
11B	Ant1	2437	NA	11.76	100.00	0.00	11.76	≤30.00	PASS
11B	Ant1	2462	NA	11.48	100.00	0.00	11.48	≤30.00	PASS
11G	Ant1	2412	NA	12.79	100.00	0.00	**12.79**	≤30.00	PASS
11G	Ant1	2437	NA	12.32	100.00	0.00	12.32	≤30.00	PASS
11G	Ant1	2462	NA	11.48	100.00	0.00	11.48	≤30.00	PASS
11N20SISO	Ant1	2412	NA	12.73	100.00	0.00	12.73	≤30.00	PASS
11N20SISO	Ant1	2437	NA	12.20	100.00	0.00	12.20	≤30.00	PASS
11N20SISO	Ant1	2462	NA	11.46	100.00	0.00	11.46	≤30.00	PASS
11N40SISO	Ant1	2422	NA	12.31	100.00	0.00	12.31	≤30.00	PASS
11N40SISO	Ant1	2437	NA	12.19	100.00	0.00	12.19	≤30.00	PASS
11N40SISO	Ant1	2452	NA	11.70	100.00	0.00	11.70	≤30.00	PASS

Test Graphs Average

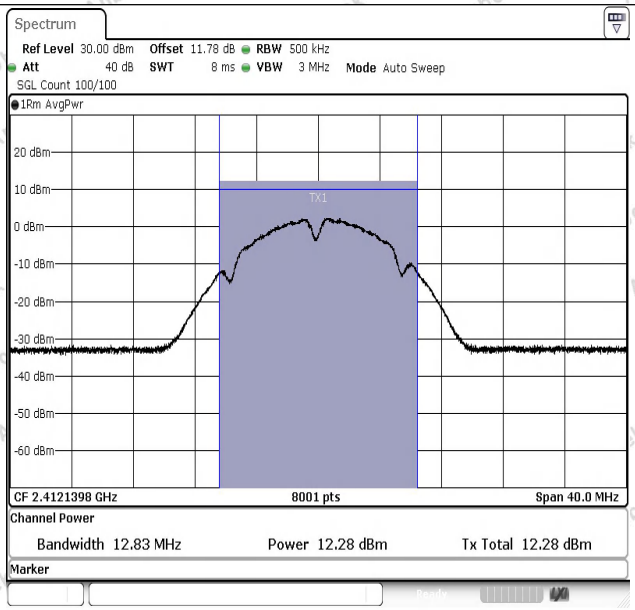

11B-Ant1-2412-PASS

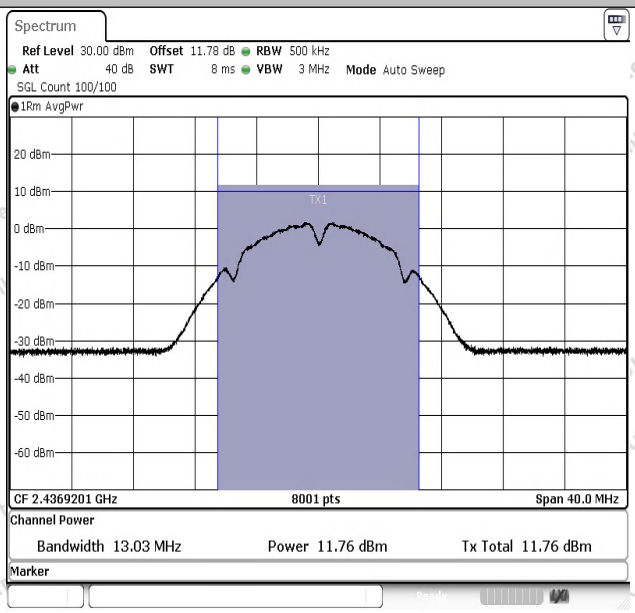

11B-Ant1-2437-PASS

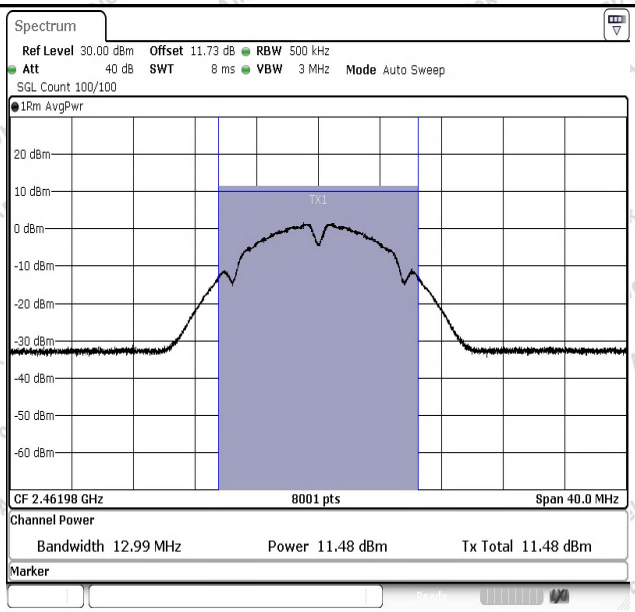

11B-Ant1-2462-PASS

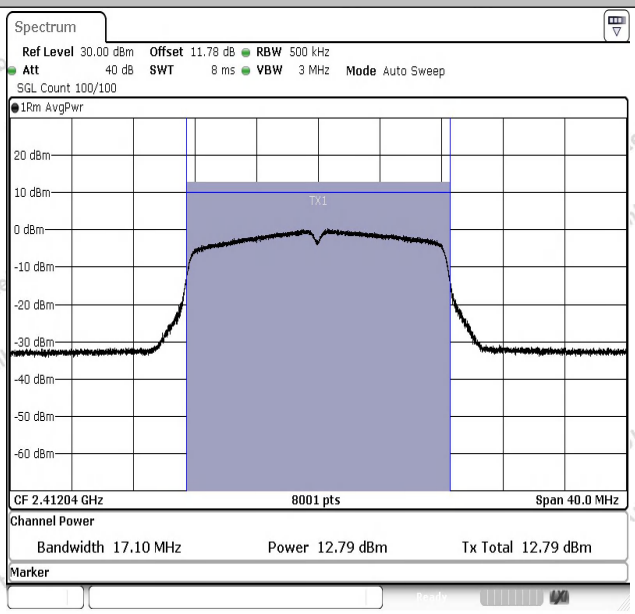

11G-Ant1-2412-PASS

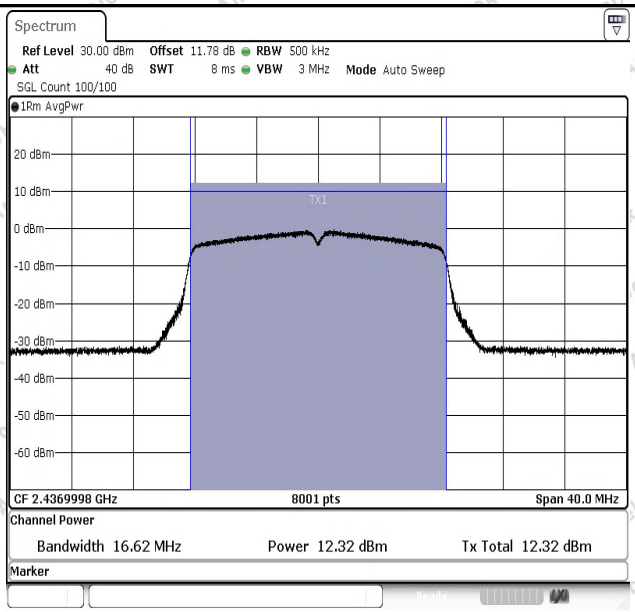

11G-Ant1-2437-PASS

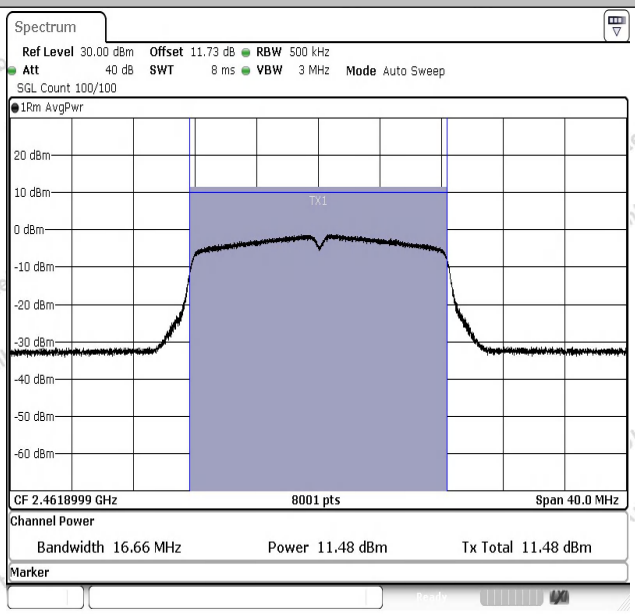

11G-Ant1-2462-PASS

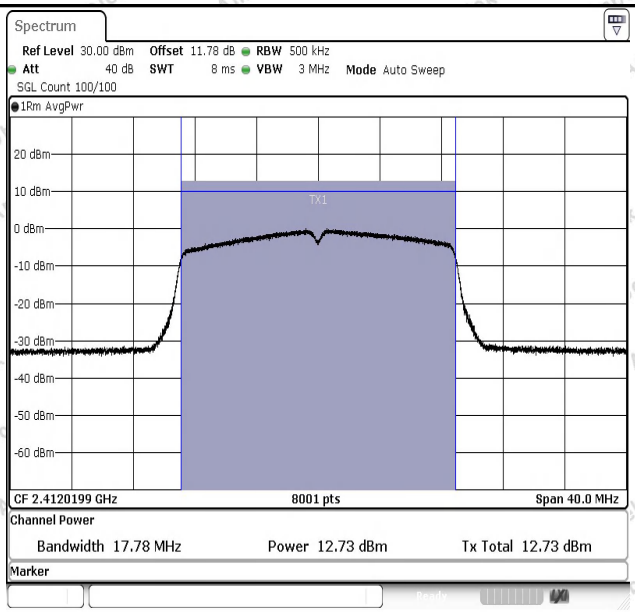

11N20SISO-Ant1-2412-PASS

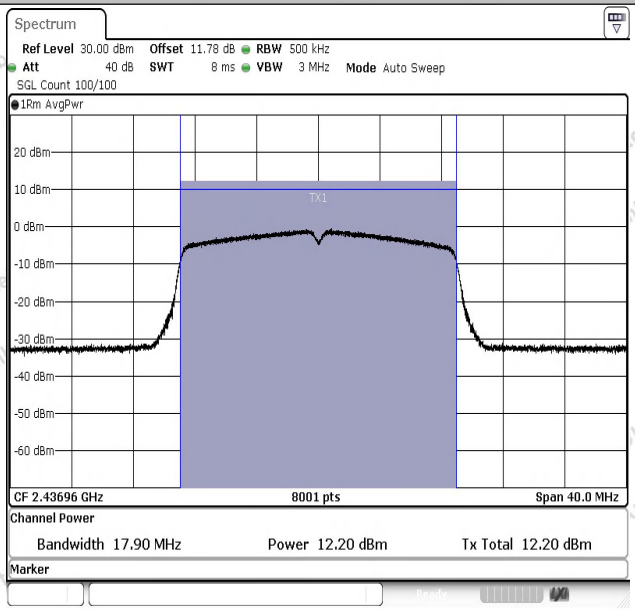

11N20SISO-Ant1-2437-PASS

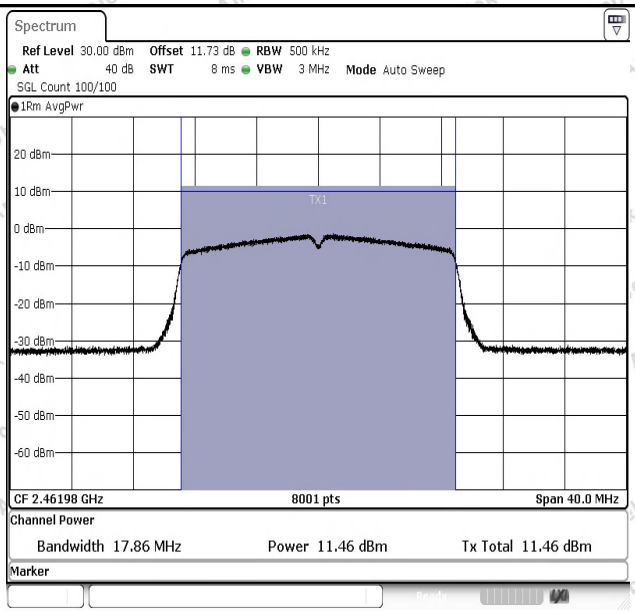

11N20SISO-Ant1-2462-PASS

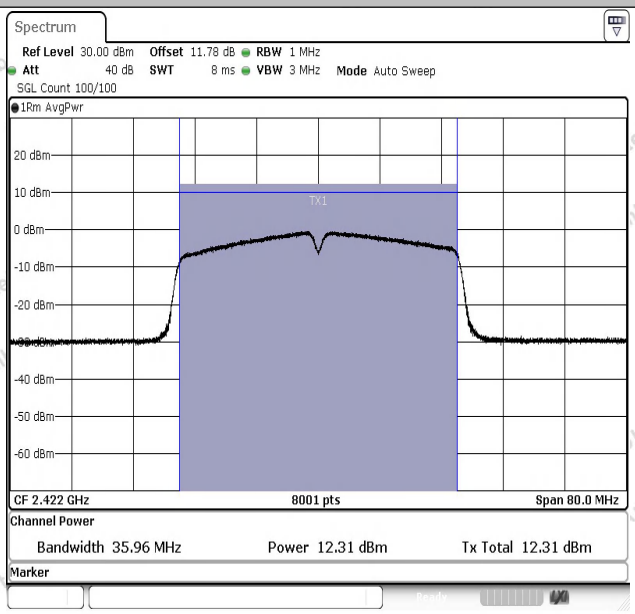

11N40SISO-Ant1-2422-PASS