Appendix Test Data

Report No.:	18220WC40045101	Test Sample No.:	1-2-2
Start Test Date:	2024.3.22	Finish Test Date:	2024.3.22
Test Engineer:	Jokes Huang	Auditor:	Justin Feng
Temperature:	25.5℃	Relative Humidity:	47%
Pressure:	101kPa		

Appendix A: 20dB Bandwidth

Test Result

Test Mode	Antenna	Frequency[MHz]	20dB EBW[MHz]	FL[MHz]	FH[MHz]	Limit[MHz]	Verdict
DH5	Ant1	2402	0.966	2401.538	2402.504	---	---
		2441	0.960	2440.544	2441.504	---	---
		2480	0.954	2479.538	2480.492	---	---
2DH5	Ant1	2402	1.365	2401.328	2402.693	---	---
		2441	1.368	2440.325	2441.693	---	---
		2480	1.368	2479.325	2480.693	---	---
3DH5	Ant1	2402	1.350	2401.331	2402.681	---	---
		2441	1.350	2440.331	2441.681	---	---
		2480	1.347	2479.334	2480.681	---	---

Test Graphs

DH5_Ant1_2402

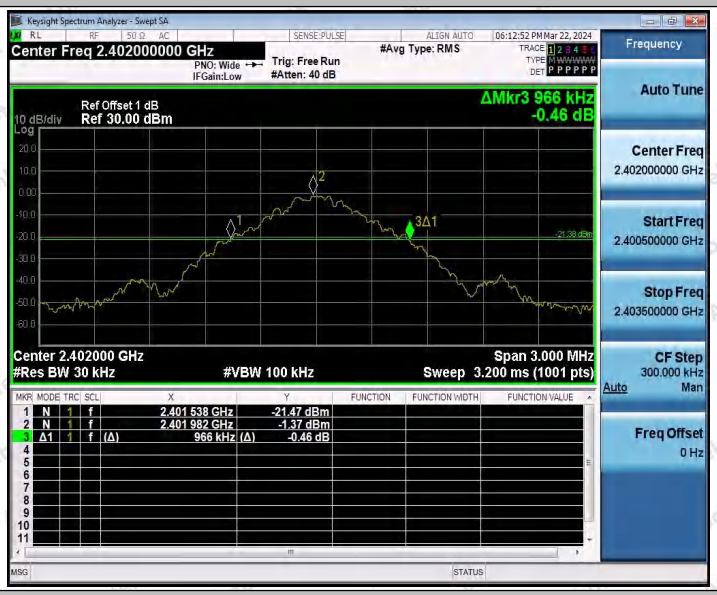

DH5_Ant1_2441

DH5_Ant1_2480

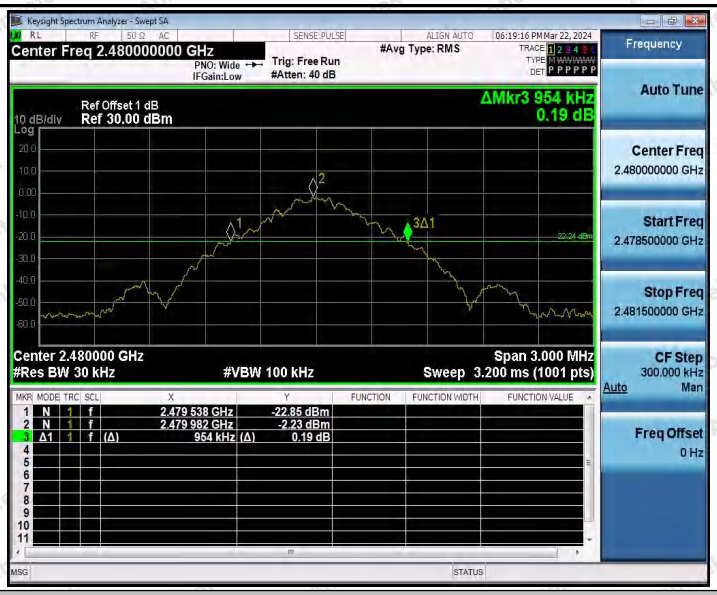

2DH5_Ant1_2402

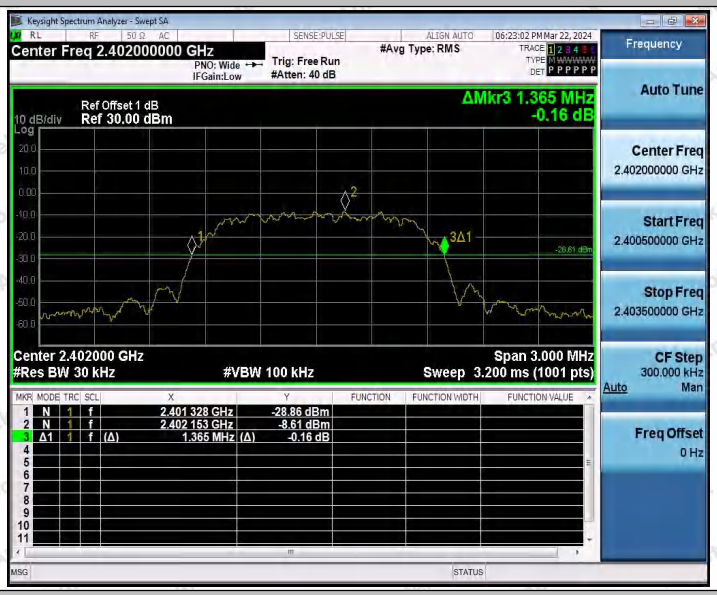

2DH5_Ant1_2441

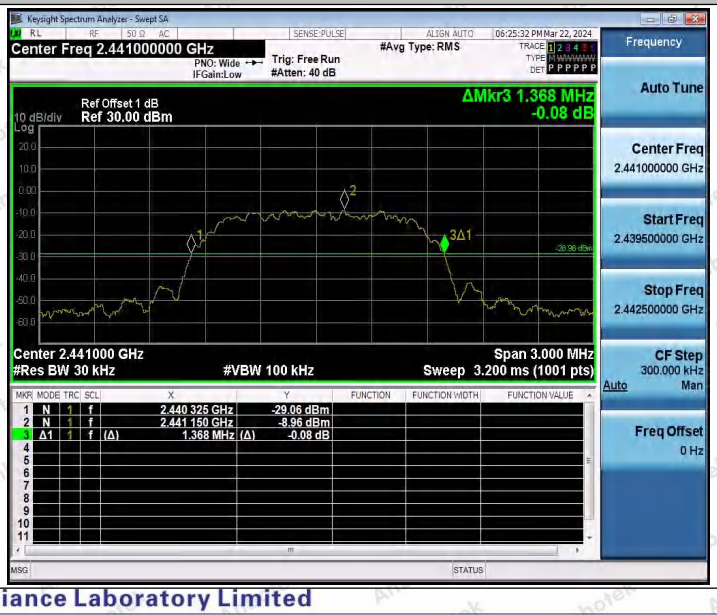

2DH5_Ant1_2480

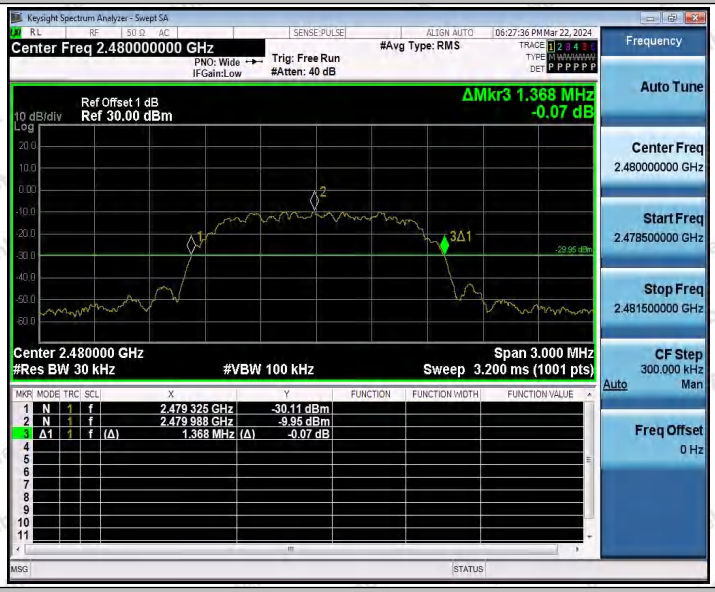

3DH5_Ant1_2402

3DH5_Ant1_2441

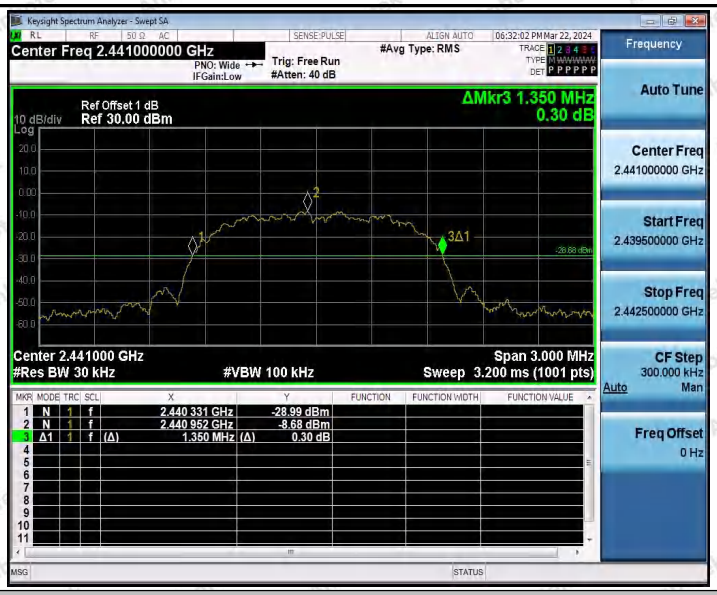

3DH5_Ant1_2480

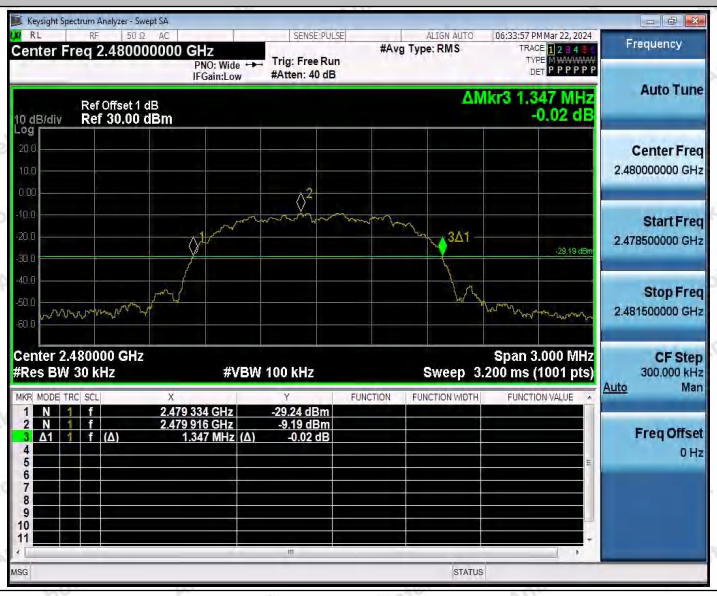

Appendix B: 99% Occupied Bandwidth

Test Result

Test Mode	Antenna	Frequency[MHz]	OCB [MHz]	FL[MHz]	FH[MHz]	Limit[MHz]	Verdict
DH5	Ant1	2402	0.89116	2401.5661	2402.4573	---	---
		2441	0.88473	2440.5691	2441.4539	---	---
		2480	0.88479	2479.5688	2480.4536	---	---
2DH5	Ant1	2402	1.1932	2401.4105	2402.6037	---	---
		2441	1.1911	2440.4116	2441.6027	---	---
		2480	1.1903	2479.4125	2480.6028	---	---
3DH5	Ant1	2402	1.1957	2401.4114	2402.6071	---	---
		2441	1.1957	2440.4100	2441.6057	---	---
		2480	1.1971	2479.4080	2480.6051	---	---

Test Graphs

DH5_Ant1_2402

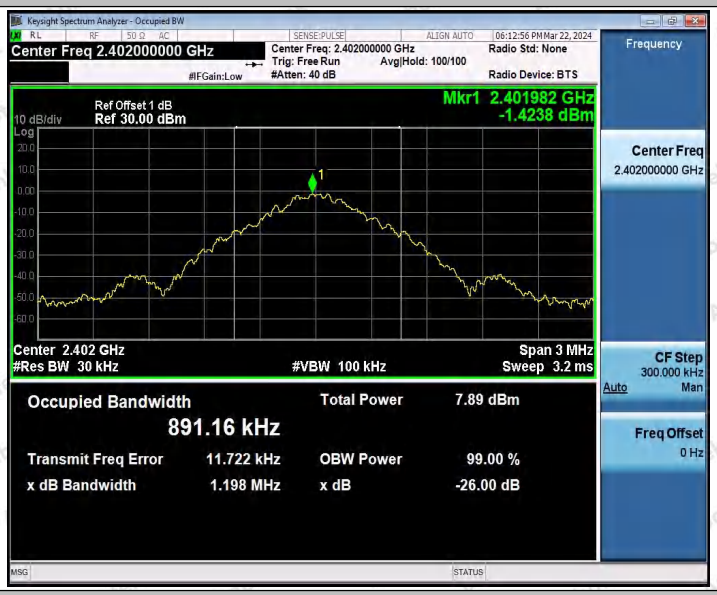

DH5_Ant1_2441

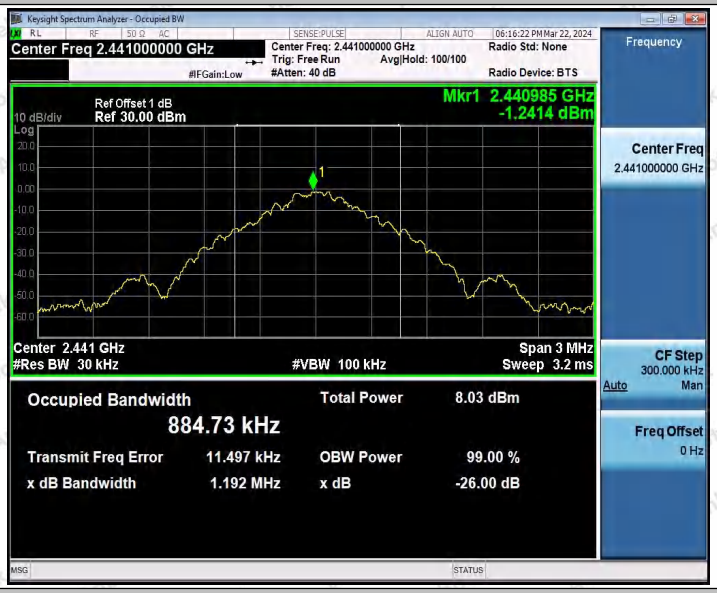

DH5_Ant1_2480

2DH5_Ant1_2402

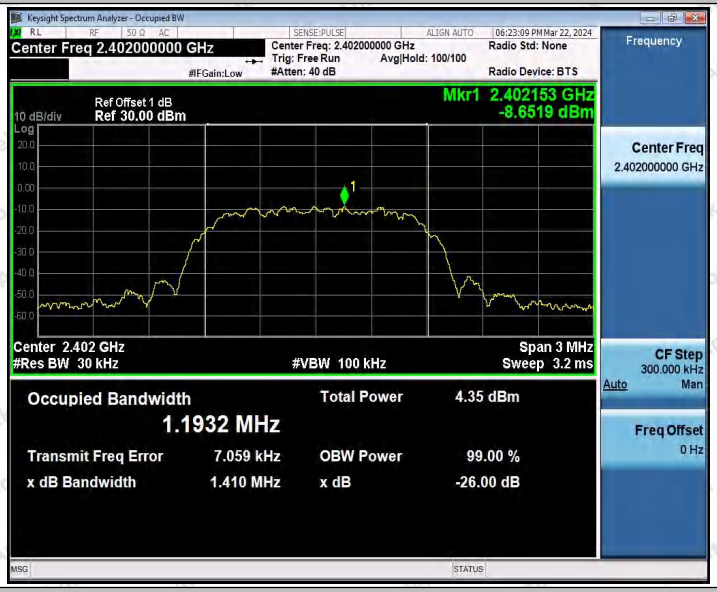

2DH5_Ant1_2441

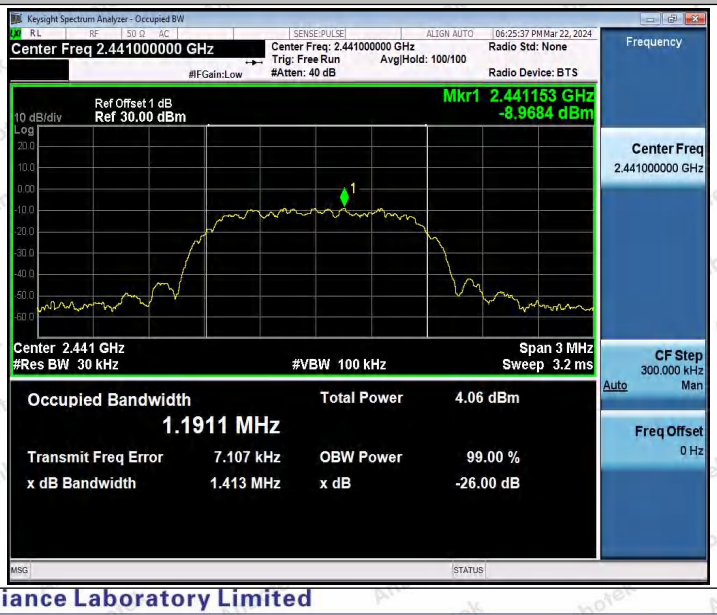

2DH5_Ant1_2480

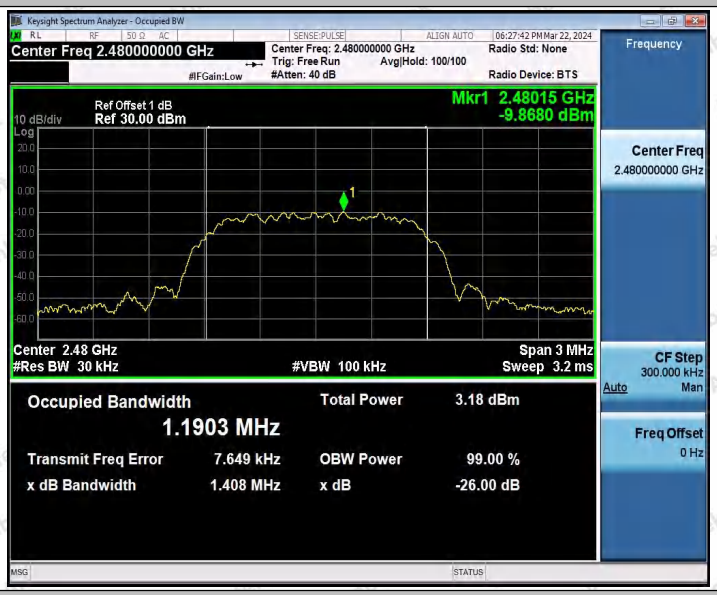

3DH5_Ant1_2402

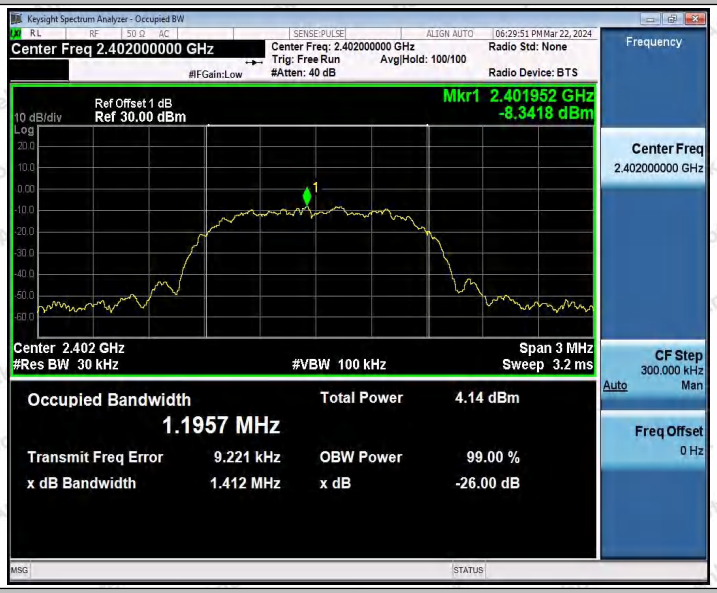

3DH5_Ant1_2441

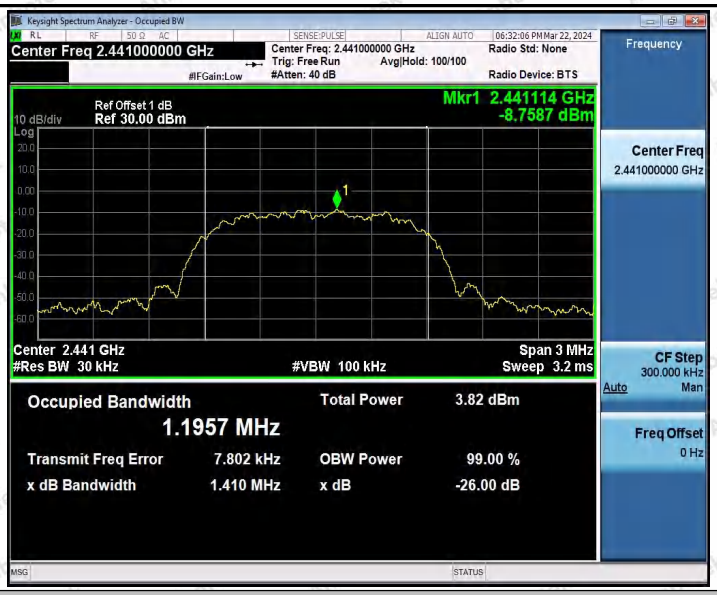

3DH5_Ant1_2480

Appendix C: Maximum Conducted Output Power

Test Result Peak

Test Mode	Antenna	Frequency[MHz]	Conducted Peak Power[dBm]	Conducted Limit[dBm]	Verdict
DH5	Ant1	2402	**1.96**	≤20.97	PASS
		2441	1.53	≤20.97	PASS
		2480	0.55	≤20.97	PASS
2DH5	Ant1	2402	0.51	≤20.97	PASS
		2441	0.17	≤20.97	PASS
		2480	-0.77	≤20.97	PASS
3DH5	Ant1	2402	0.66	≤20.97	PASS
		2441	0.31	≤20.97	PASS
		2480	-0.15	≤20.97	PASS

Test Graphs

DH5_Ant1_2402

DH5_Ant1_2441

DH5_Ant1_2480

2DH5_Ant1_2402

2DH5_Ant1_2441

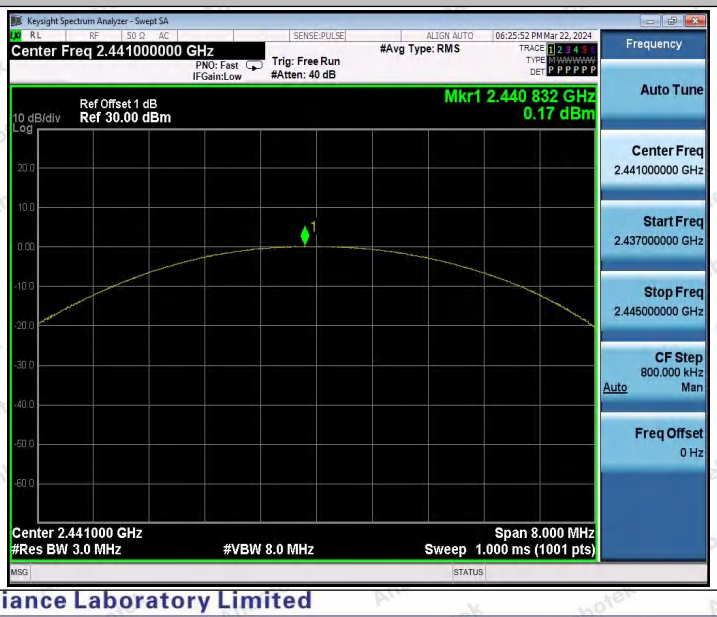

2DH5_Ant1_2480

3DH5_Ant1_2402

3DH5_Ant1_2441

3DH5_Ant1_2480

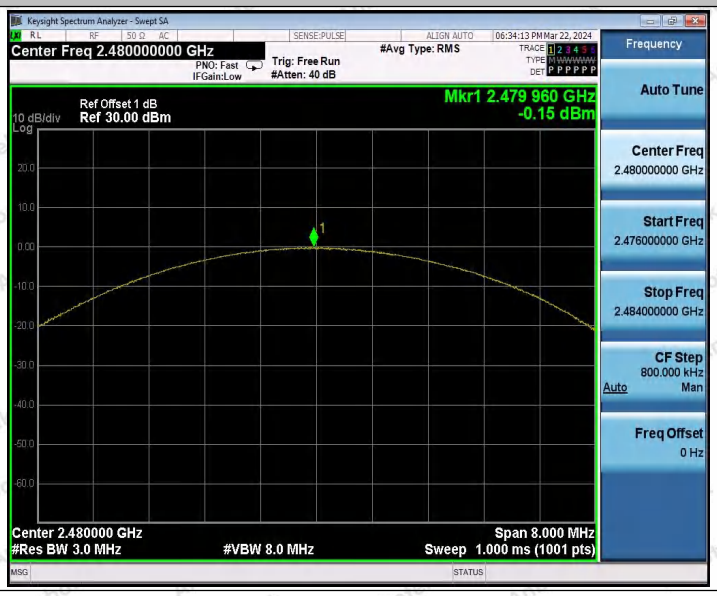

Appendix D: Carrier Frequency Separation

Test Result

Test Mode	Antenna	Frequency[MHz]	Result[MHz]	Limit[MHz]	Verdict
DH5	Ant1	Hop	1.330	≥0.966	PASS
2DH5	Ant1	Hop	1.152	≥0.912	PASS
3DH5	Ant1	Hop	0.986	≥0.900	PASS

Test Graphs

DH5_Ant1_Hop

2DH5_Ant1_Hop

3DH5_Ant1_Hop

Keysight Spectrum Analyzer - Swept SA
Center Freq 2.441500000 GHz
PNO: Fast
IFGain:Low
Trig: Free Run
#Atten: 40 dB
#Avg Type: RMS
06:46:40 PM Mar 22, 2024
Ref Offset 1 dB
10 dB/div
Ref 30.00 dBm
Log
ΔMkr2 986 kHz
0.00 dB
Start 2.440500 GHz
#Res BW 300 kHz
#VBW 300 kHz
Stop 2.442500 GHz
Sweep 1.000 ms (1001 pts)
Frequency
Auto Tune
Center Freq
2.441500000 GHz
Start Freq
2.440500000 GHz
Stop Freq
2.442500000 GHz
CF Step
200.000 kHz
Auto
Man
Freq Offset
0 Hz

Appendix E: Dwell Time

Test Result

Test Mode	Antenna	Frequency[MHz]	BurstWidth [ms]	TotalHops [Num]	Result[s]	Limit[s]	Verdict
DH1	Ant1	Hop	0.38	319	0.121	≤0.4	PASS
DH3	Ant1	Hop	1.64	160	0.262	≤0.4	PASS
DH5	Ant1	Hop	2.89	115	0.332	≤0.4	PASS
2DH1	Ant1	Hop	0.39	319	0.124	≤0.4	PASS
2DH3	Ant1	Hop	1.64	156	0.256	≤0.4	PASS
2DH5	Ant1	Hop	2.89	104	0.301	≤0.4	PASS
3DH1	Ant1	Hop	0.39	319	0.124	≤0.4	PASS
3DH3	Ant1	Hop	1.64	167	0.274	≤0.4	PASS
3DH5	Ant1	Hop	2.89	107	0.309	≤0.4	PASS

Test Graphs

DH1_Ant1_Hop

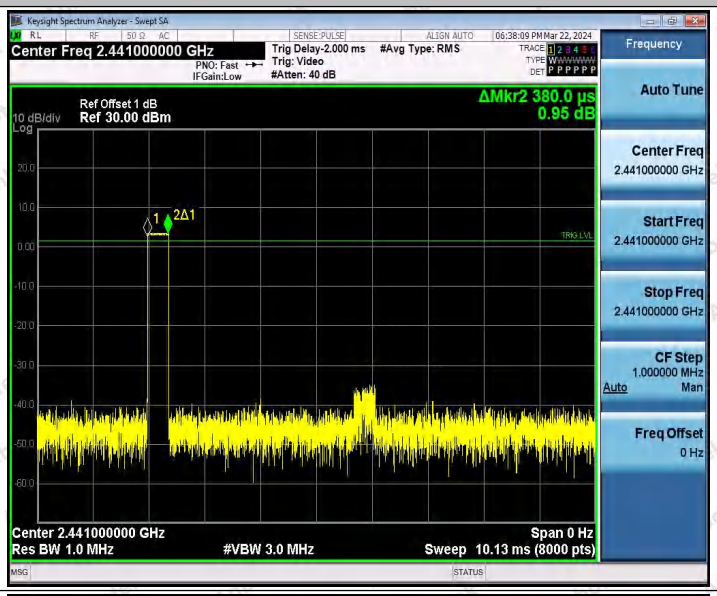

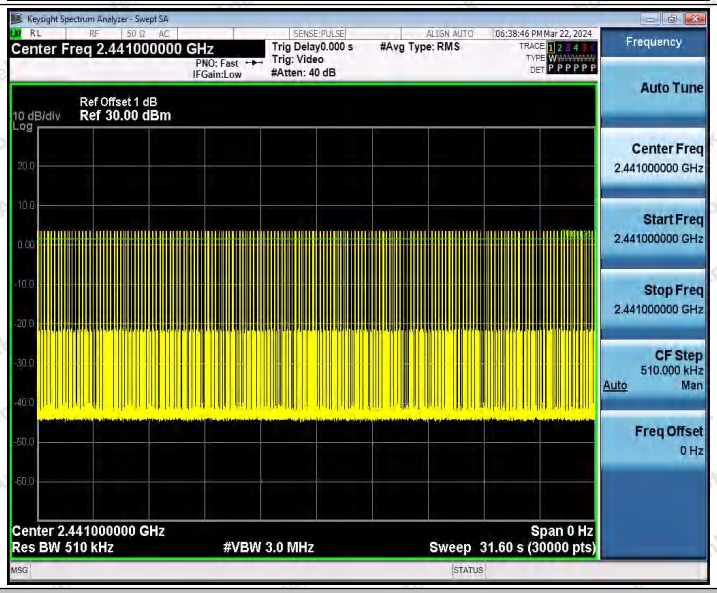

DH3_Ant1_Hop

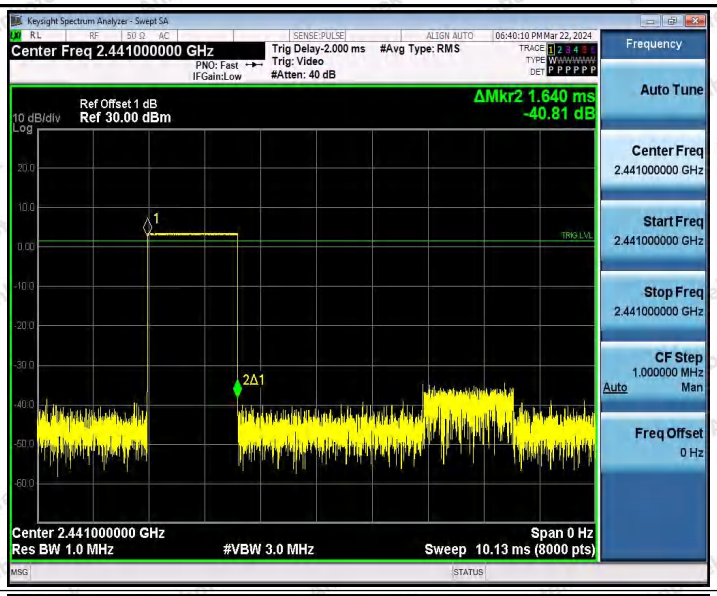
Keysight Spectrum Analyzer - Swept SA
Center Freq 2.441000000 GHz
Trig Delay-2.000 ms
#Avg Type: RMS
Trig: Video
#Atten: 40 dB
PNO: Fast
IFGain:Low
06:40:10 PM Mar 22, 2024
Ref Offset 1 dB
10 dB/div Ref 30.00 dBm
ΔMkr2 1.640 ms
-40.81 dB
Center 2.441000000 GHz
Span 0 Hz
Res BW 1.0 MHz
#VBW 3.0 MHz
Sweep 10.13 ms (8000 pts)
Frequency
Auto Tune
Center Freq 2.441000000 GHz
Start Freq 2.441000000 GHz
Stop Freq 2.441000000 GHz
CF Step 1.000000 MHz
Auto Man
Freq Offset 0 Hz

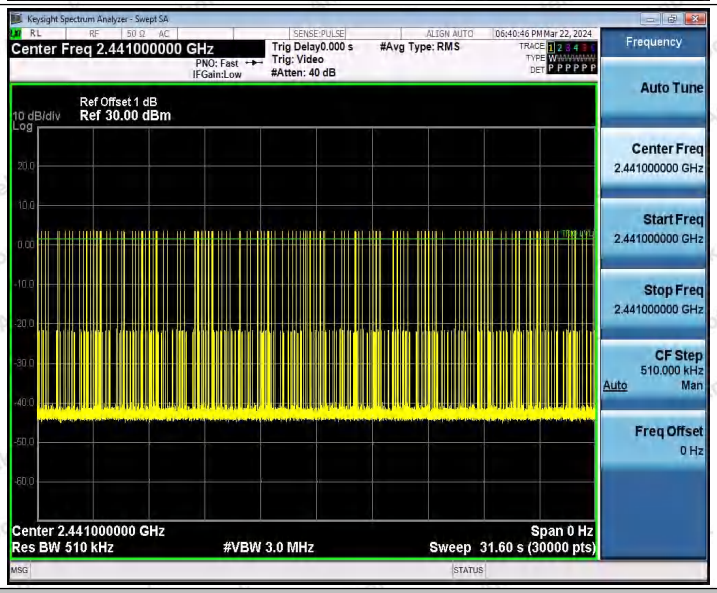
Keysight Spectrum Analyzer - Swept SA
Center Freq 2.441000000 GHz
Trig Delay0.000 s
#Avg Type: RMS
Trig: Video
#Atten: 40 dB
PNO: Fast
IFGain:Low
06:40:46 PM Mar 22, 2024
Ref Offset 1 dB
10 dB/div Ref 30.00 dBm
Center 2.441000000 GHz
Span 0 Hz
Res BW 510 kHz
#VBW 3.0 MHz
Sweep 31.60 s (30000 pts)
Frequency
Auto Tune
Center Freq 2.441000000 GHz
Start Freq 2.441000000 GHz
Stop Freq 2.441000000 GHz
CF Step 510.000 kHz
Auto Man
Freq Offset 0 Hz

DH5_Ant1_Hop

Keysight Spectrum Analyzer - Swept SA
Center Freq 2.441000000 GHz
Trig Delay-2.000 ms
#Avg Type: RMS
Trig: Video
#Atten: 40 dB
PNO: Fast
IFGain:Low
06:37:00 PM Mar 22, 2024
Ref Offset 1 dB
10 dB/div Ref 30.00 dBm
ΔMkr2 2.890 ms
-46.20 dB
Center 2.441000000 GHz
Span 0 Hz
Res BW 1.0 MHz
#VBW 3.0 MHz
Sweep 10.13 ms (8000 pts)
Frequency
Auto Tune
Center Freq 2.441000000 GHz
Start Freq 2.441000000 GHz
Stop Freq 2.441000000 GHz
CF Step 1.000000 MHz
Auto Man
Freq Offset 0 Hz

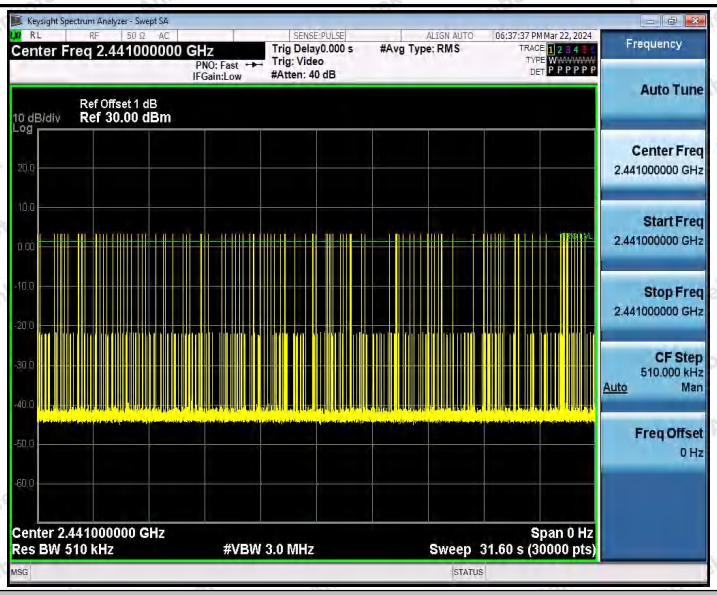

2DH1_Ant1_Hop

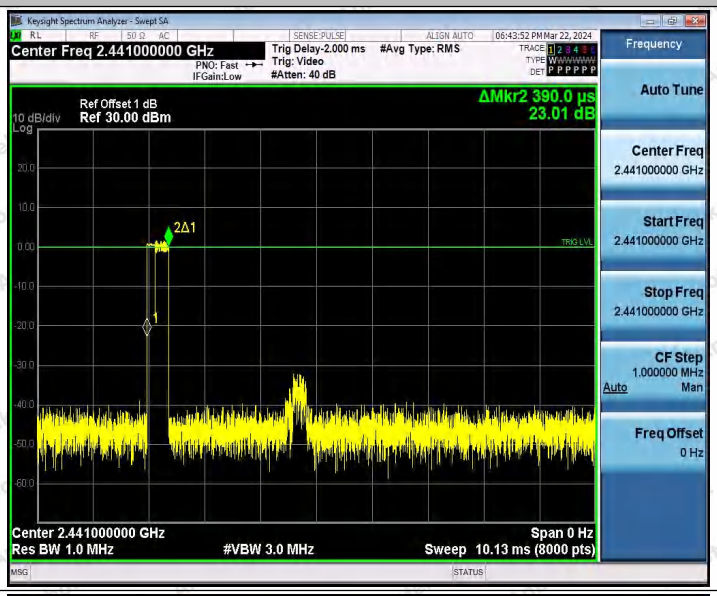

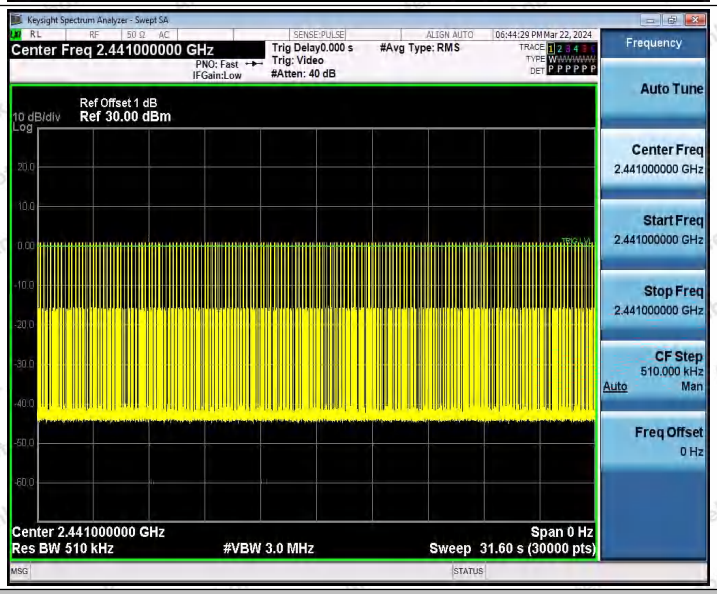

2DH3_Ant1_Hop

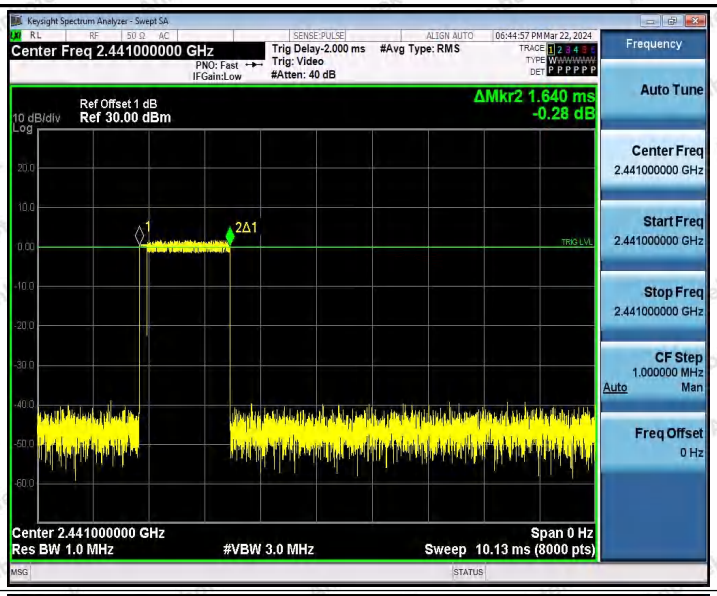

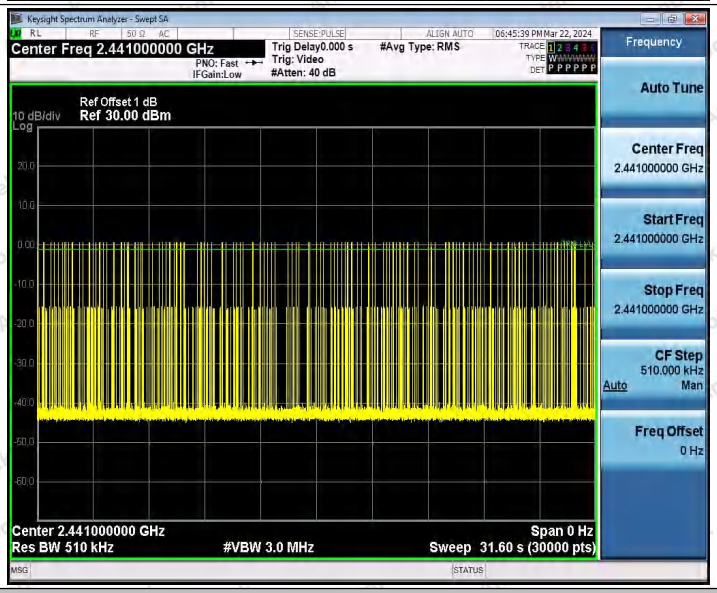

2DH5_Ant1_Hop

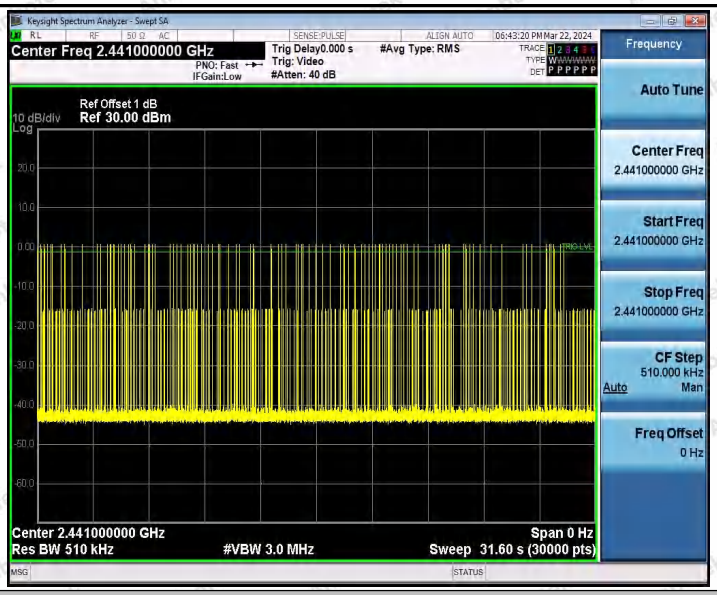

3DH1_Ant1_Hop

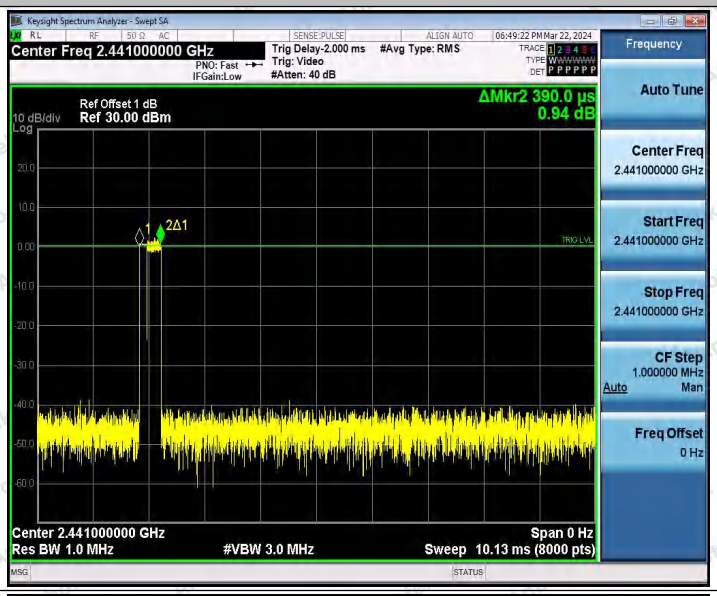

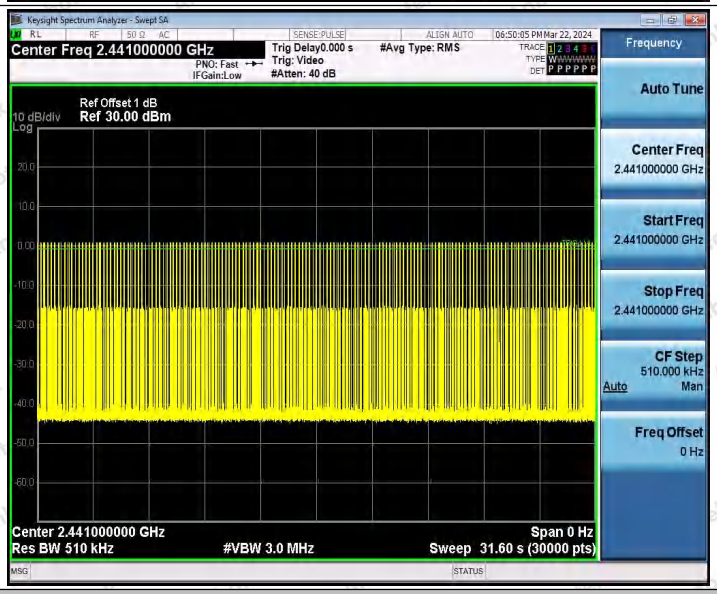

3DH3_Ant1_Hop

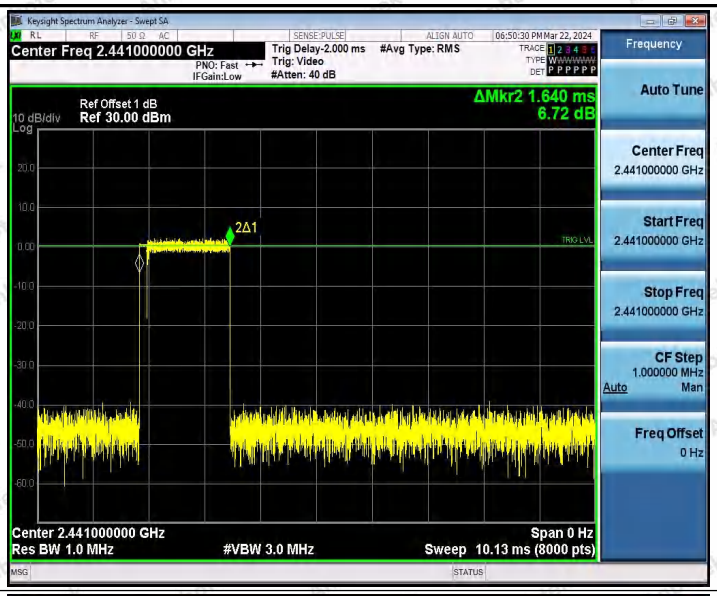

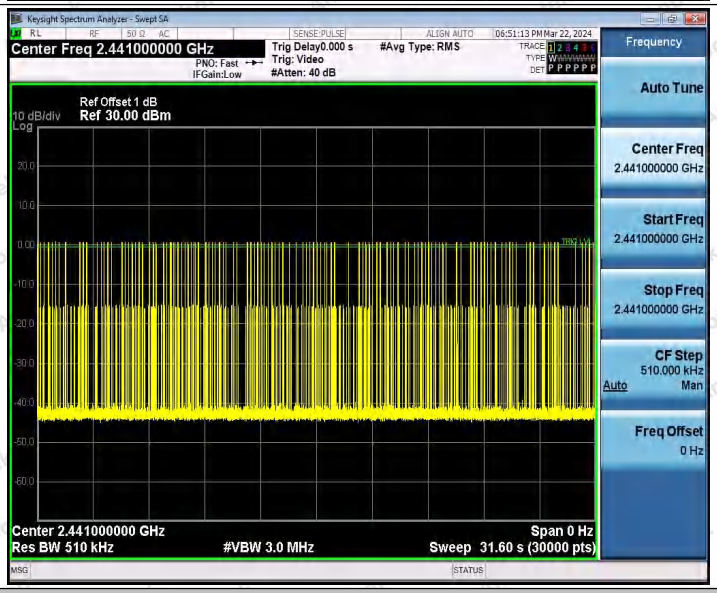

3DH5_Ant1_Hop

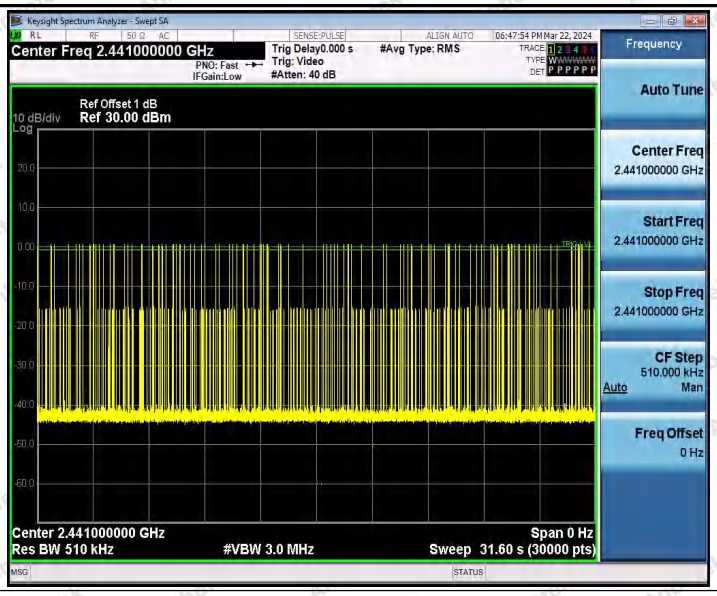
Keysight Spectrum Analyzer - Swept SA
Center Freq 2.441000000 GHz
Trig Delay0.000 s
Trig: Video
#Atten: 40 dB
#Avg Type: RMS
Ref Offset 1 dB
10 dB/div
Ref 30.00 dBm
Log
Center 2.441000000 GHz
Res BW 510 kHz
#VBW 3.0 MHz
Span 0 Hz
Sweep 31.60 s (30000 pts)
Frequency
Auto Tune
Center Freq
2.441000000 GHz
Start Freq
2.441000000 GHz
Stop Freq
2.441000000 GHz
CF Step
510.000 kHz
Auto
Man
Freq Offset
0 Hz

Appendix F: Number of Hopping Channel

Test Result

Test Mode	Antenna	Frequency[MHz]	Result[Num]	Limit[Num]	Verdict
DH5	Ant1	Hop	79	≥15	PASS
2DH5	Ant1	Hop	79	≥15	PASS
3DH5	Ant1	Hop	79	≥15	PASS

Test Graphs

DH5_Ant1_Hop

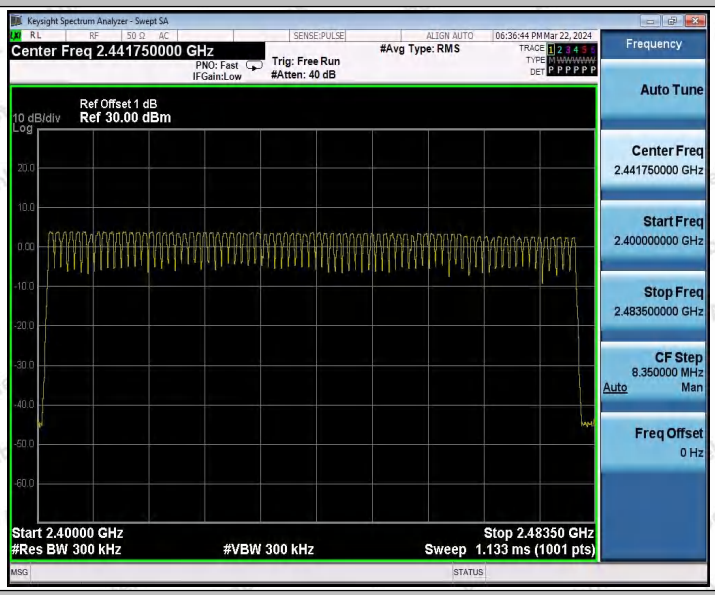

2DH5_Ant1_Hop

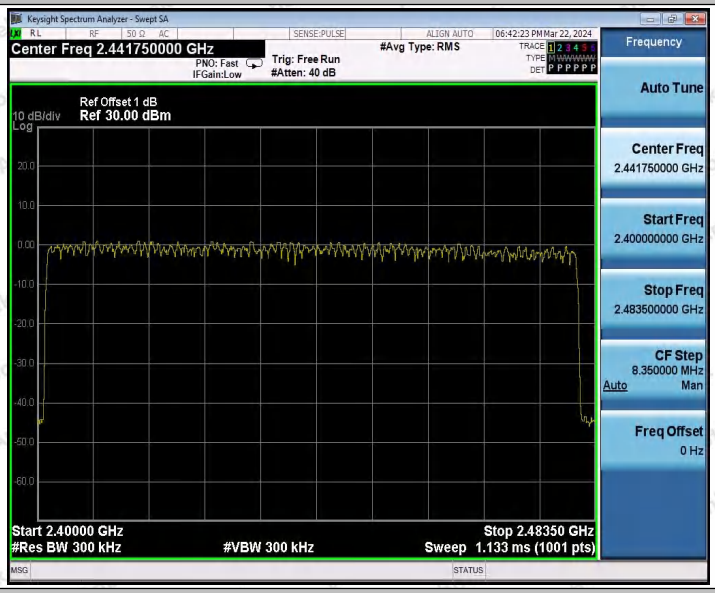

3DH5_Ant1_Hop

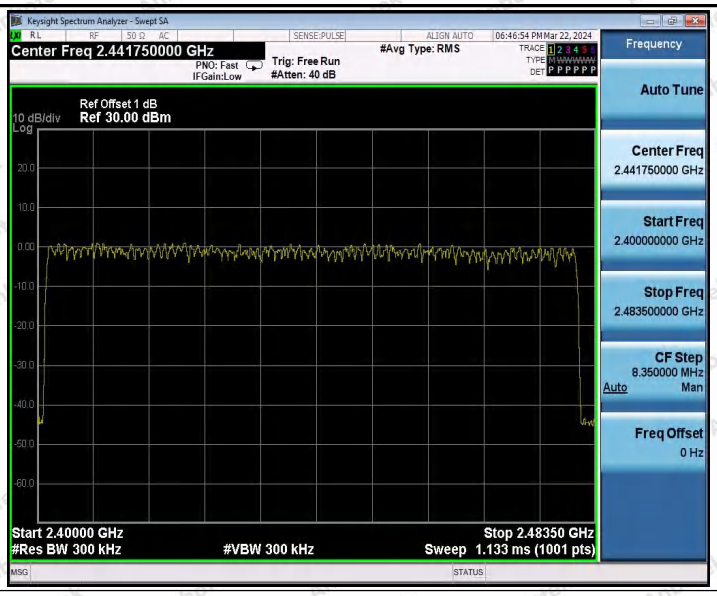
Keysight Spectrum Analyzer - Swept SA
Center Freq 2.441750000 GHz
PNO: Fast
IFGain:Low
Trig: Free Run
#Atten: 40 dB
#Avg Type: RMS
06:46:54 PM Mar 22, 2024
Ref Offset 1 dB
10 dB/div
Ref 30.00 dBm
Log
Start 2.40000 GHz
#Res BW 300 kHz
#VBW 300 kHz
Stop 2.48350 GHz
Sweep 1.133 ms (1001 pts)
Frequency
Auto Tune
Center Freq
2.441750000 GHz
Start Freq
2.400000000 GHz
Stop Freq
2.483500000 GHz
CF Step
8.350000 MHz
Auto
Man
Freq Offset
0 Hz

Appendix G: Conducted Band edge

Test Result

Test Mode	Antenna	ChName	Frequency[MHz]	RefLevel [dBm]	Result [dBm]	Limit [dBm]	Verdict
DH5	Ant1	Low	2402	1.06	-52.43	≤-18.94	PASS
		High	2480	0.14	-56.63	≤-19.86	PASS
		Low	Hop_2402	3.40	-56.96	≤-16.60	PASS
		High	Hop_2480	2.14	-56.70	≤-17.86	PASS
2DH5	Ant1	Low	2402	-3.95	-56.61	≤-23.95	PASS
		High	2480	-4.87	-56.79	≤-24.87	PASS
		Low	Hop_2402	-3.14	-56.70	≤-23.14	PASS
		High	Hop_2480	-2.43	-56.75	≤-22.43	PASS
3DH5	Ant1	Low	2402	-3.87	-50.47	≤-23.87	PASS
		High	2480	-4.68	-56.27	≤-24.68	PASS
		Low	Hop_2402	-2.38	-56.76	≤-22.38	PASS
		High	Hop_2480	-1.03	-56.37	≤-21.03	PASS

Test Graphs

DH5_Ant1_Low_2402

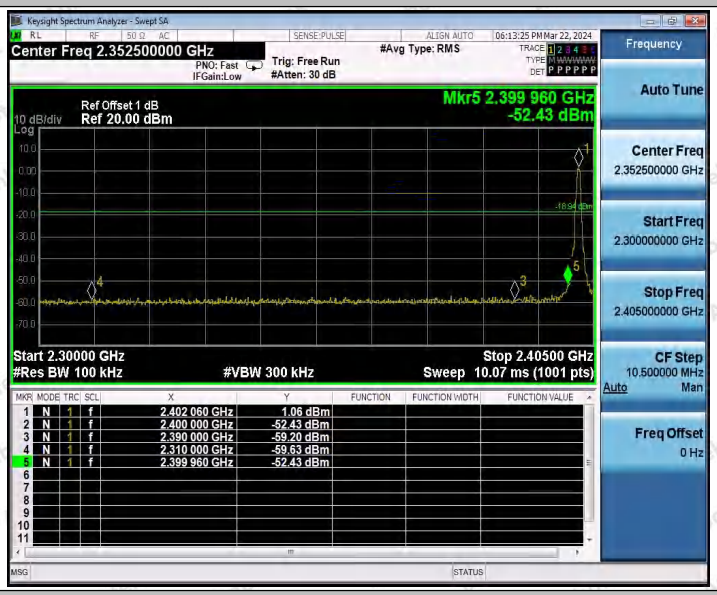

DH5_Ant1_High_2480

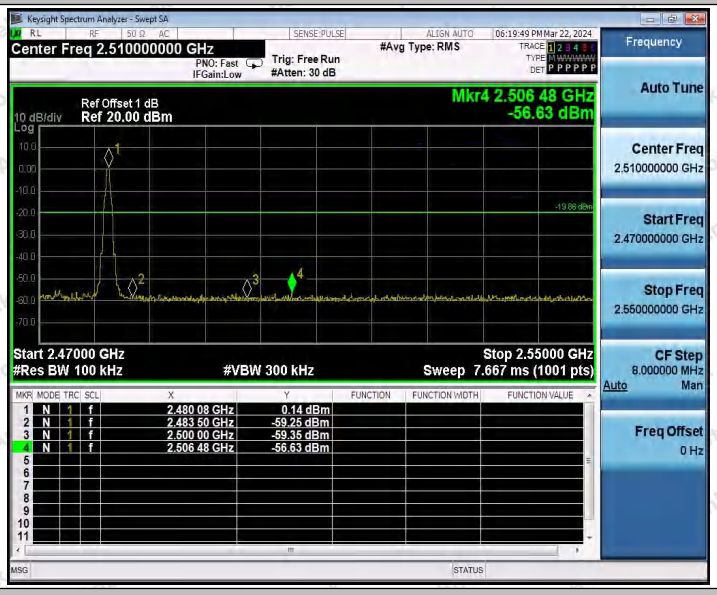

DH5_Ant1_Low_Hop_2402

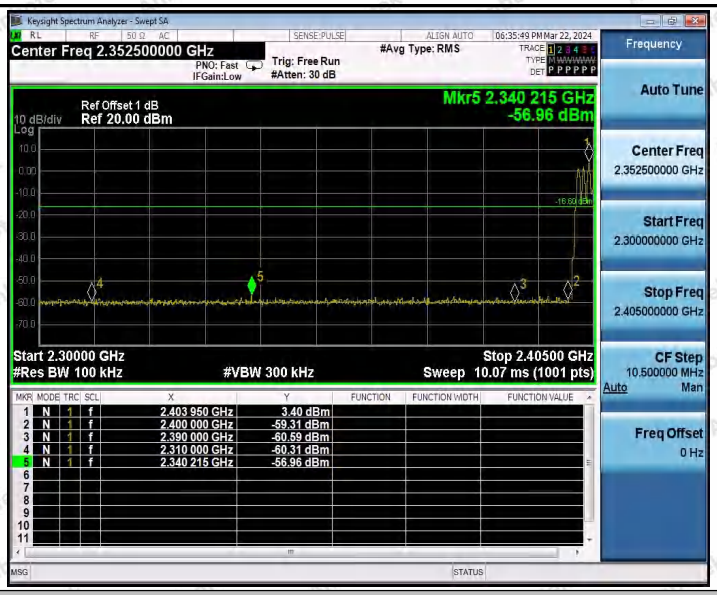

DH5_Ant1_High_Hop_2480

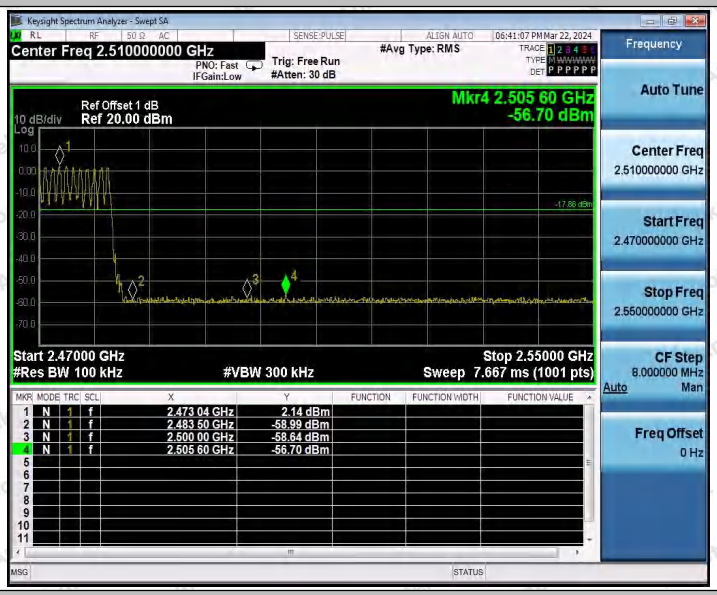

2DH5_Ant1_Low_2402

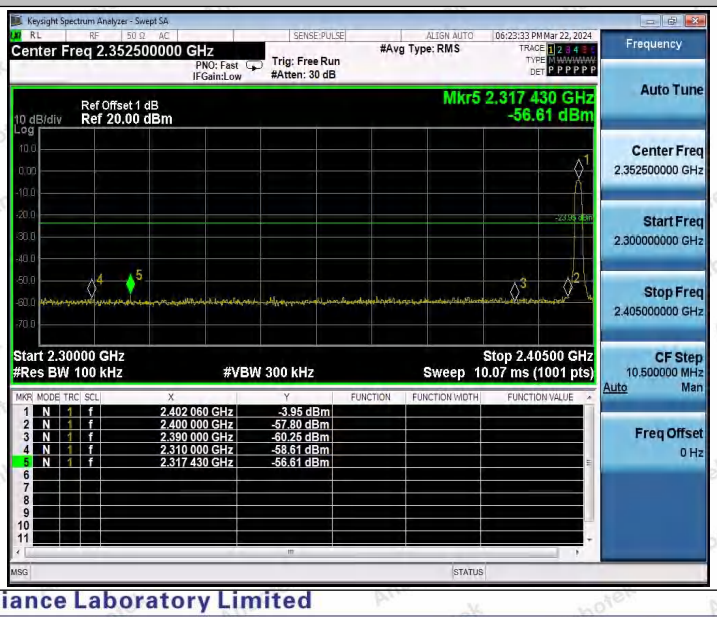

2DH5_Ant1_High_2480

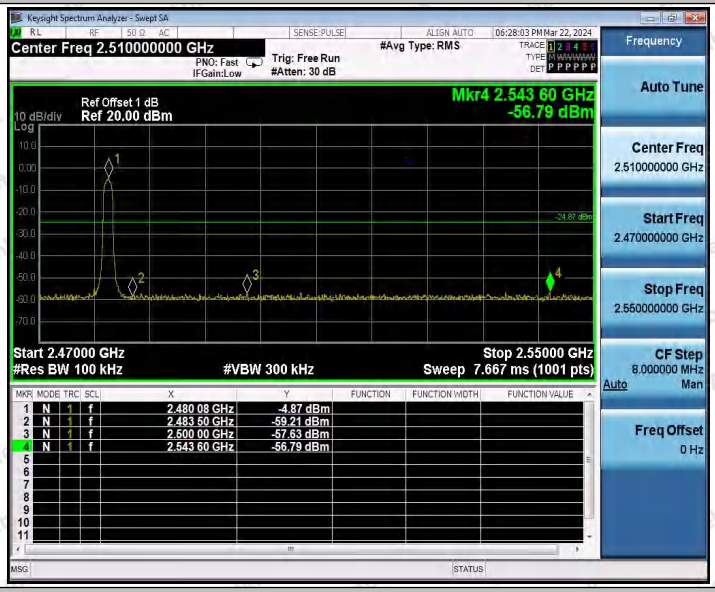

2DH5_Ant1_Low_Hop_2402

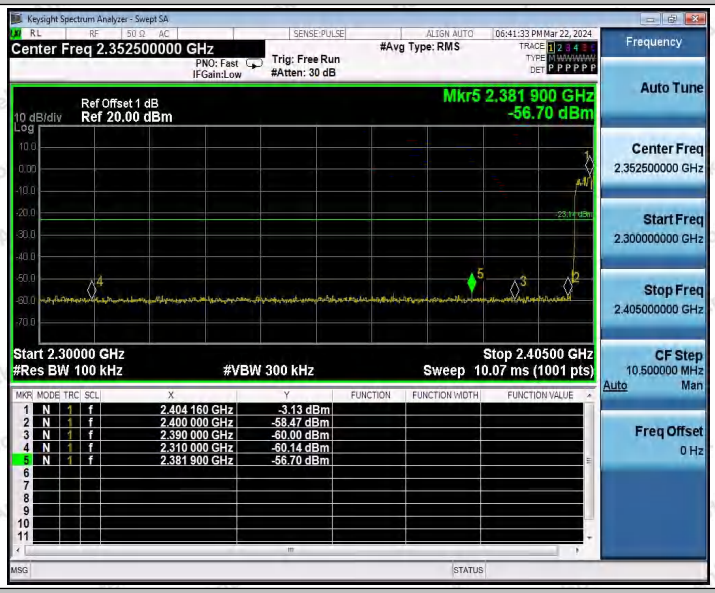

2DH5_Ant1_High_Hop_2480

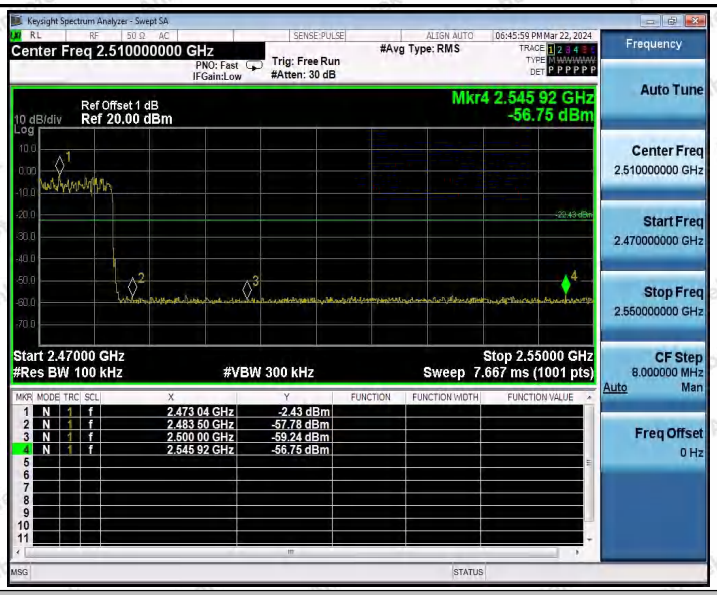

3DH5_Ant1_Low_2402

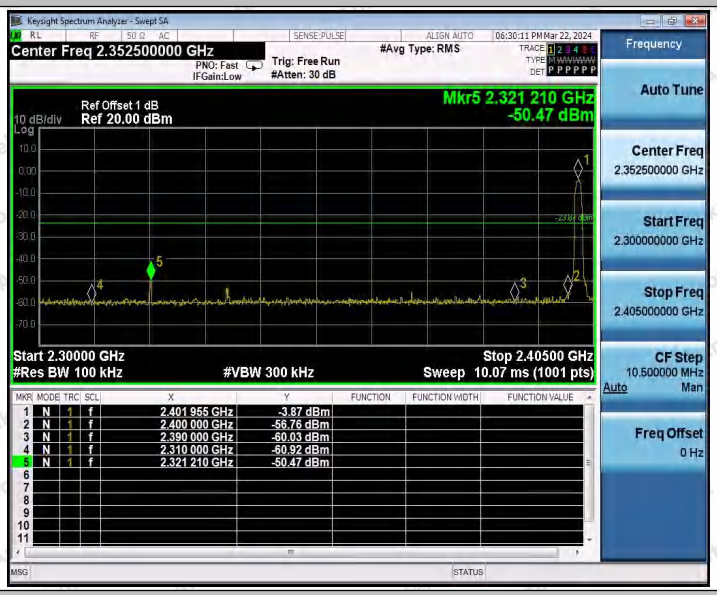

3DH5_Ant1_High_2480

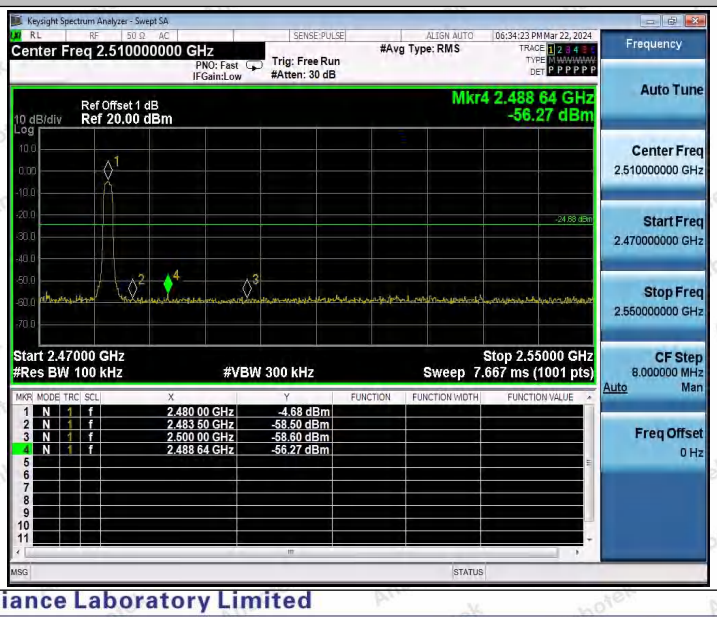

3DH5_Ant1_Low_Hop_2402

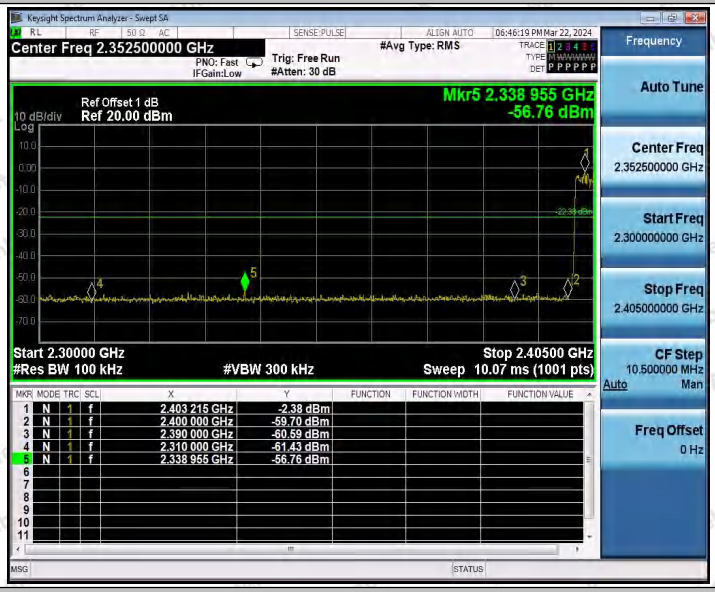

3DH5_Ant1_High_Hop_2480

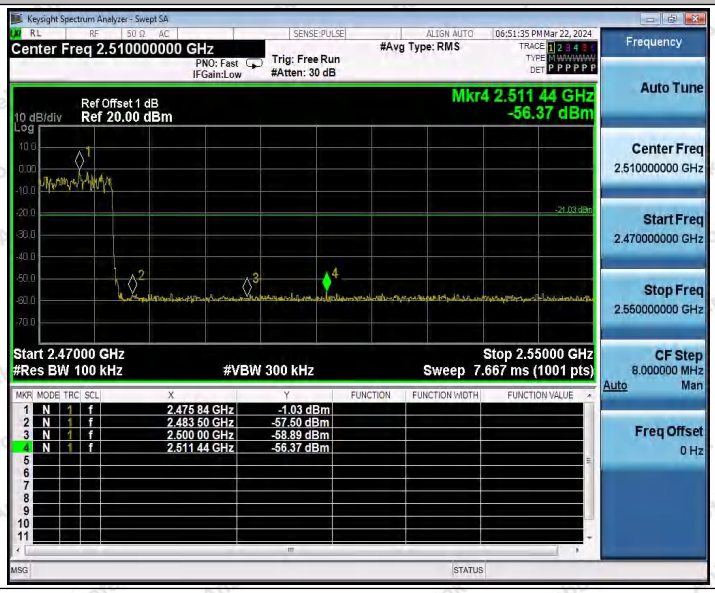

Appendix H: Conducted Spurious Emission

Test Result

Test Mode	Antenna	Frequency[MHz]	FreqRange [MHz]	RefLevel [dBm]	Result [dBm]	Limit [dBm]	Verdict
DH5	Ant1	2402	Reference	0.64	0.64	---	PASS
			30~1000	0.64	-57.24	≤-19.36	PASS
			1000~26500	0.64	-53.40	≤-19.36	PASS
		2441	Reference	0.75	0.75	---	PASS
			30~1000	0.75	-67.19	≤-19.25	PASS
			1000~26500	0.75	-53.88	≤-19.25	PASS
		2480	Reference	-0.19	-0.19	---	PASS
			30~1000	-0.19	-67.85	≤-20.19	PASS
			1000~26500	-0.19	-53.41	≤-20.19	PASS
2DH5	Ant1	2402	Reference	-3.88	-3.88	---	PASS
			30~1000	-3.88	-64.07	≤-23.88	PASS
			1000~26500	-3.88	-53.76	≤-23.88	PASS
		2441	Reference	-4.19	-4.19	---	PASS
			30~1000	-4.19	-68.27	≤-24.19	PASS
			1000~26500	-4.19	-53.59	≤-24.19	PASS
		2480	Reference	-5.12	-5.12	---	PASS
			30~1000	-5.12	-51.28	≤-25.12	PASS
			1000~26500	-5.12	-53.67	≤-25.12	PASS
3DH5	Ant1	2402	Reference	-4.37	-4.37	---	PASS
			30~1000	-4.37	-59.47	≤-24.37	PASS
			1000~26500	-4.37	-53.26	≤-24.37	PASS
		2441	Reference	-4.71	-4.71	---	PASS
			30~1000	-4.71	-68.25	≤-24.71	PASS
			1000~26500	-4.71	-54.07	≤-24.71	PASS
		2480	Reference	-5.19	-5.19	---	PASS
			30~1000	-5.19	-67.95	≤-25.19	PASS
			1000~26500	-5.19	-53.79	≤-25.19	PASS

Test Graphs

DH5_Ant1_2402_0~Reference

DH5_Ant1_2402_30~1000

DH5_Ant1_2402_1000~26500

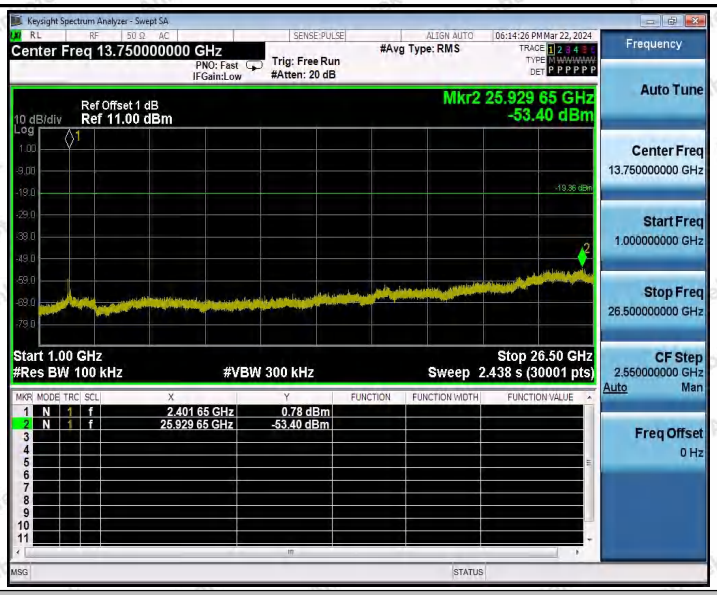

DH5_Ant1_2441_0~Reference

DH5_Ant1_2441_30~1000

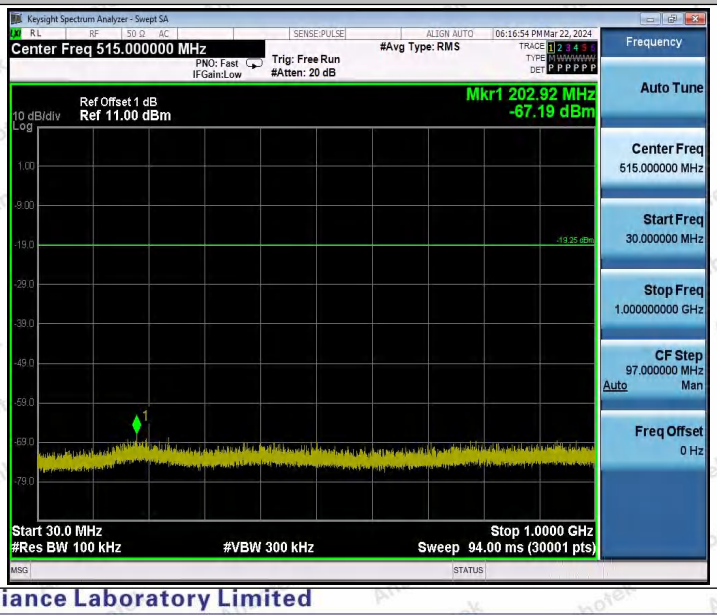

DH5_Ant1_2441_1000~26500

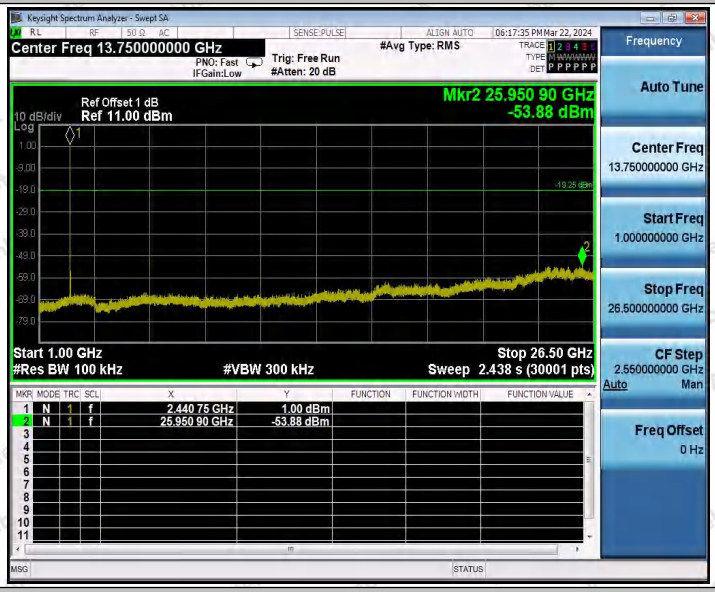

DH5_Ant1_2480_0~Reference

DH5_Ant1_2480_30~1000

DH5_Ant1_2480_1000~26500

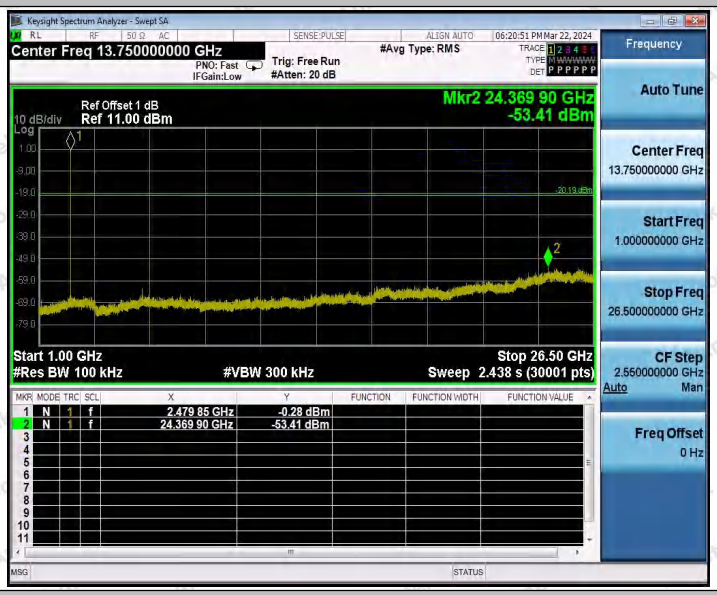

2DH5_Ant1_2402_0~Reference

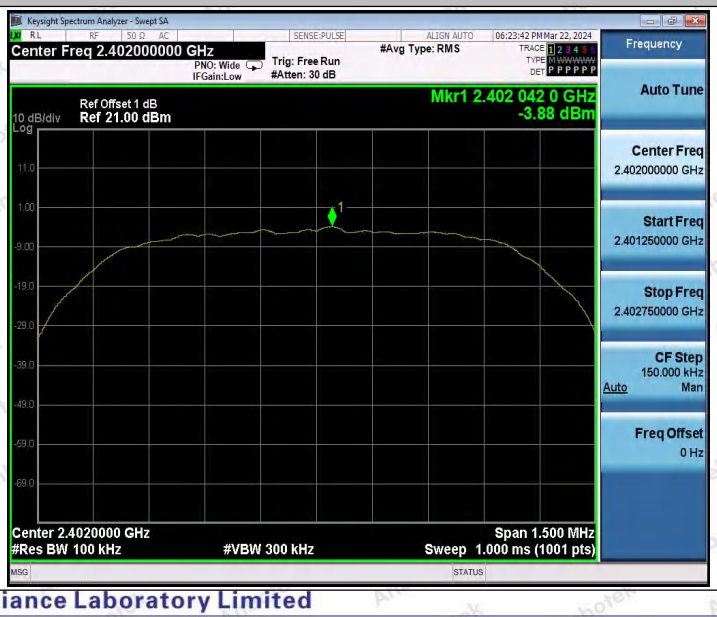

2DH5_Ant1_2402_30~1000

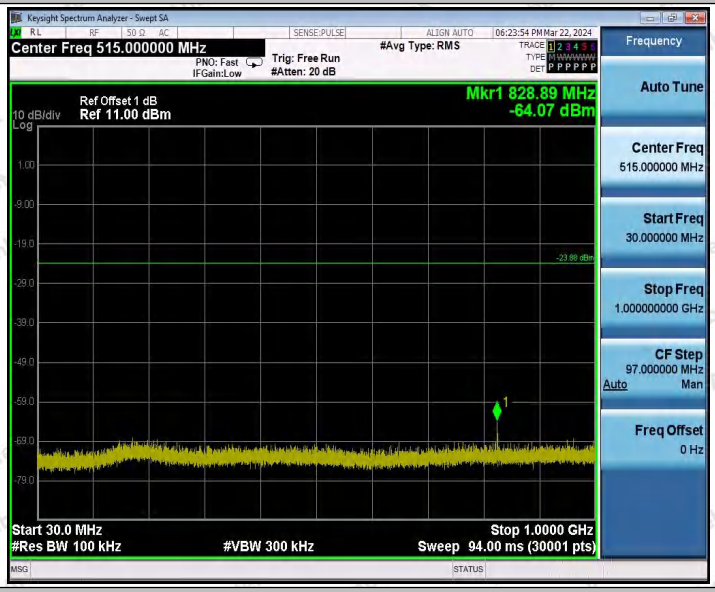

2DH5_Ant1_2402_1000~26500

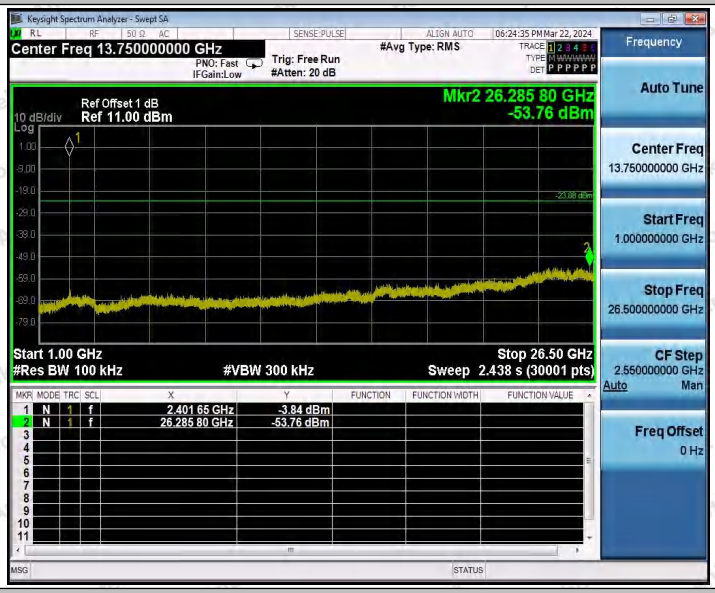

2DH5_Ant1_2441_0~Reference

2DH5_Ant1_2441_30~1000

2DH5_Ant1_2441_1000~26500

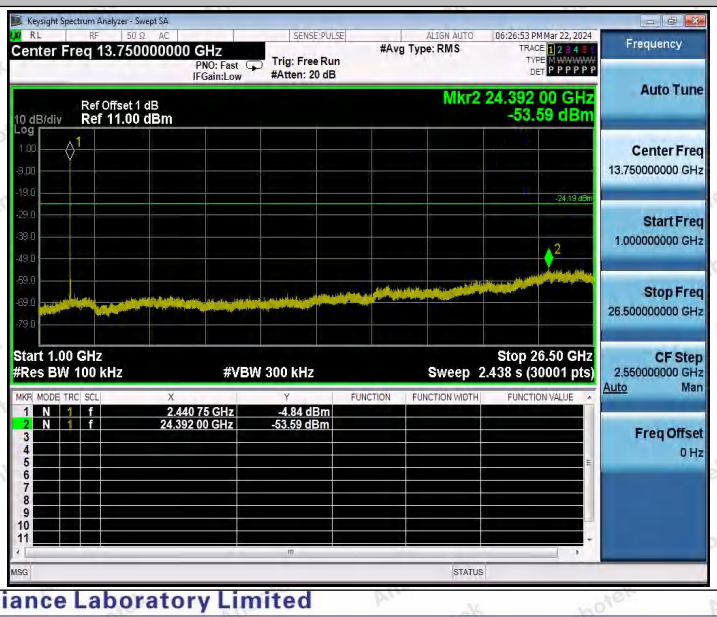

2DH5_Ant1_2480_0~Reference

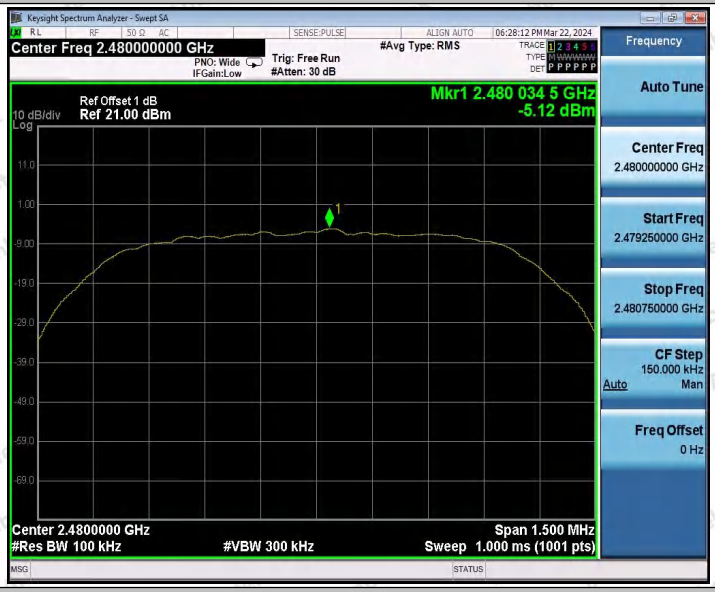

2DH5_Ant1_2480_30~1000

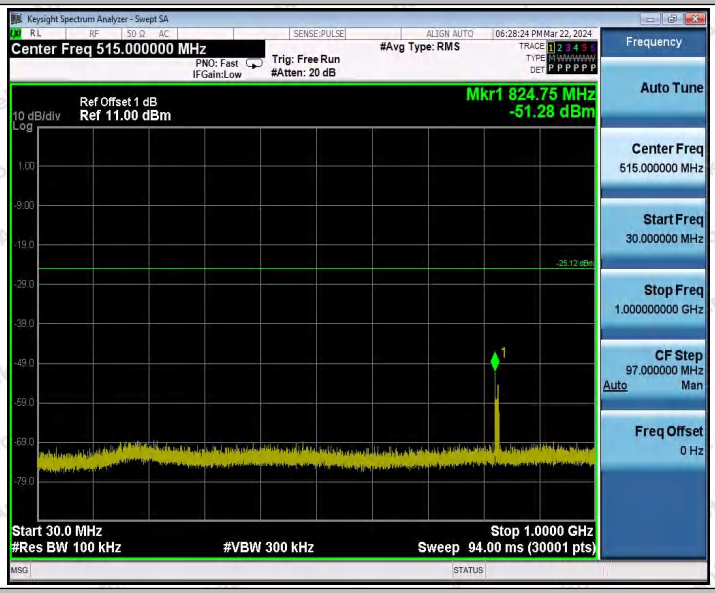

2DH5_Ant1_2480_1000~26500

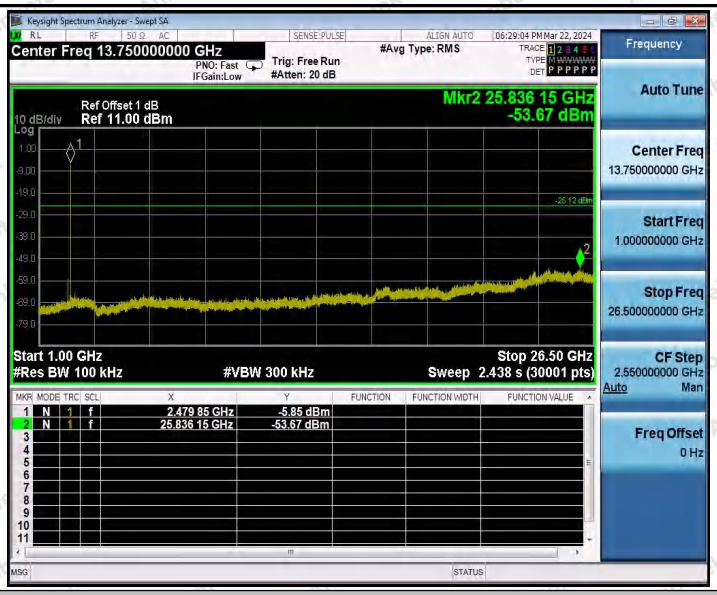

3DH5_Ant1_2402_0~Reference

3DH5_Ant1_2402_30~1000

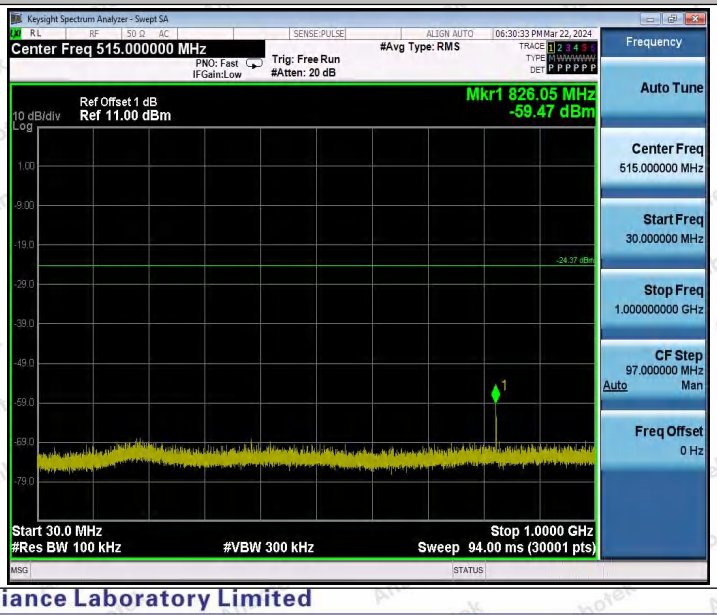

3DH5_Ant1_2402_1000~26500

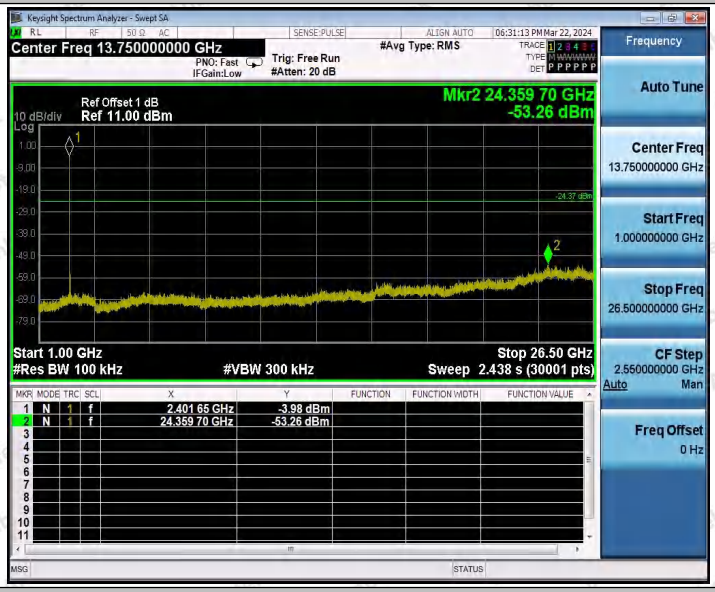

3DH5_Ant1_2441_0~Reference

3DH5_Ant1_2441_30~1000

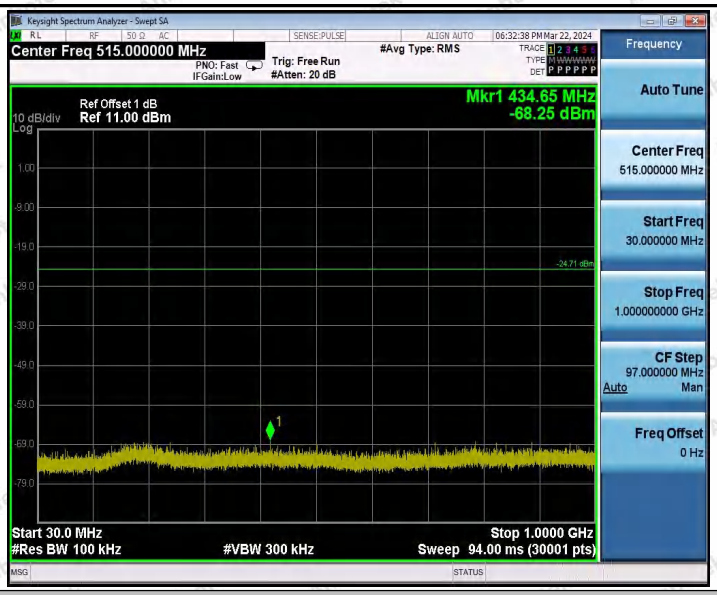

3DH5_Ant1_2441_1000~26500

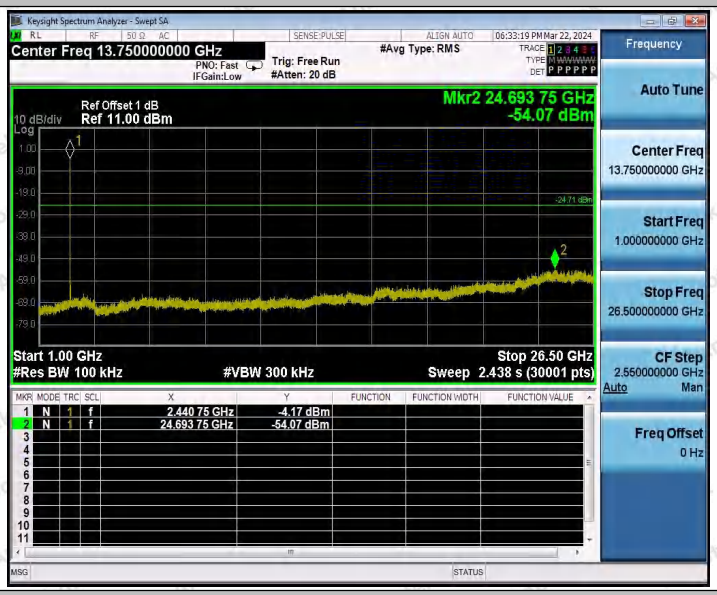

3DH5_Ant1_2480_0~Reference

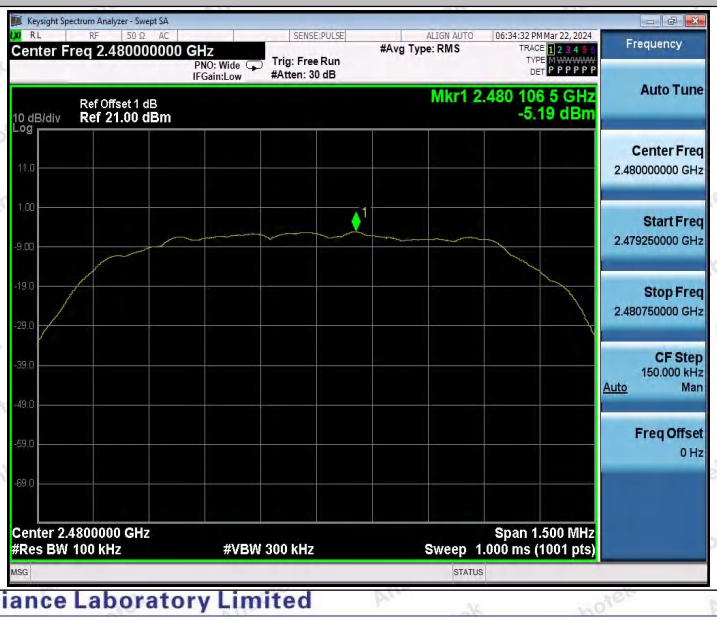

3DH5_Ant1_2480_30~1000

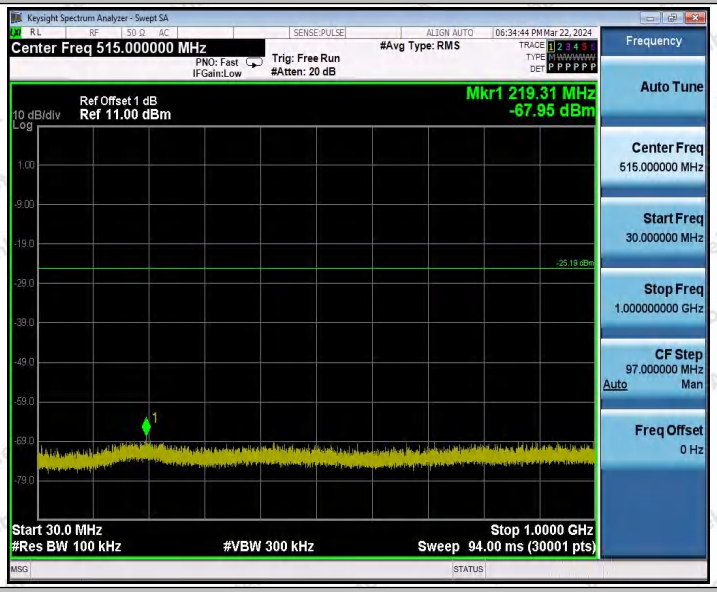

3DH5_Ant1_2480_1000~26500

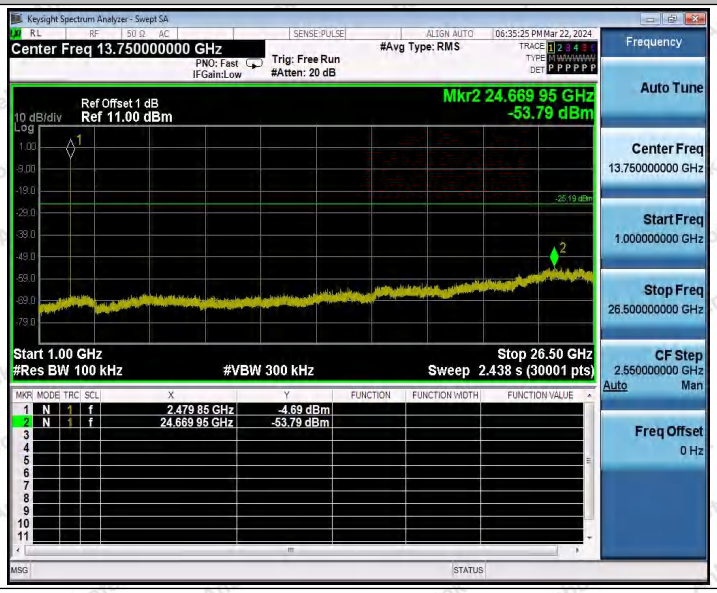

Appendix I: Duty Cycle

Test Result

Test Mode	Antenna	Frequency[MHz]	ON Time [ms]	Period [ms]	Duty Cycle [%]	Duty Cycle Factor[dB]
DH5	Ant1	2402	27.00	27.00	100.00	0.00
		2441	27.00	27.00	100.00	0.00
		2480	27.00	27.00	100.00	0.00
2DH5	Ant1	2402	27.00	27.00	100.00	0.00
		2441	27.00	27.00	100.00	0.00
		2480	27.00	27.00	100.00	0.00
3DH5	Ant1	2402	27.00	27.00	100.00	0.00
		2441	27.00	27.00	100.00	0.00
		2480	27.00	27.00	100.00	0.00

Test Graphs

DH5_Ant1_2402

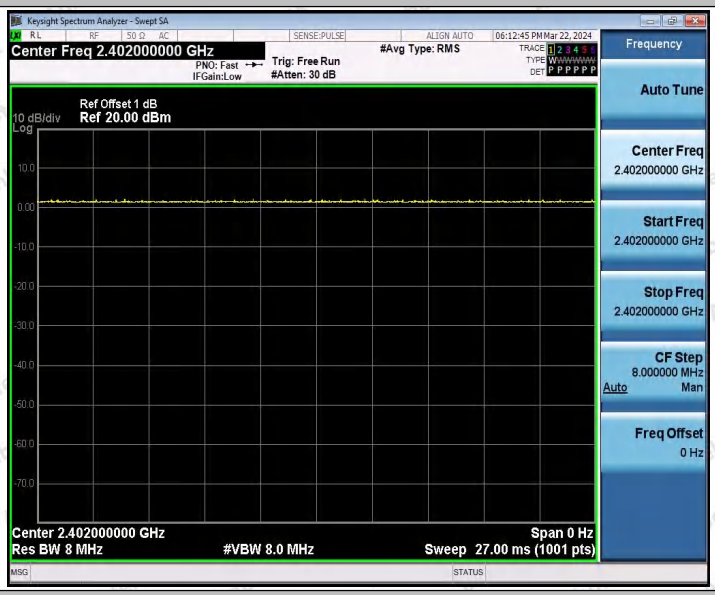

DH5_Ant1_2441

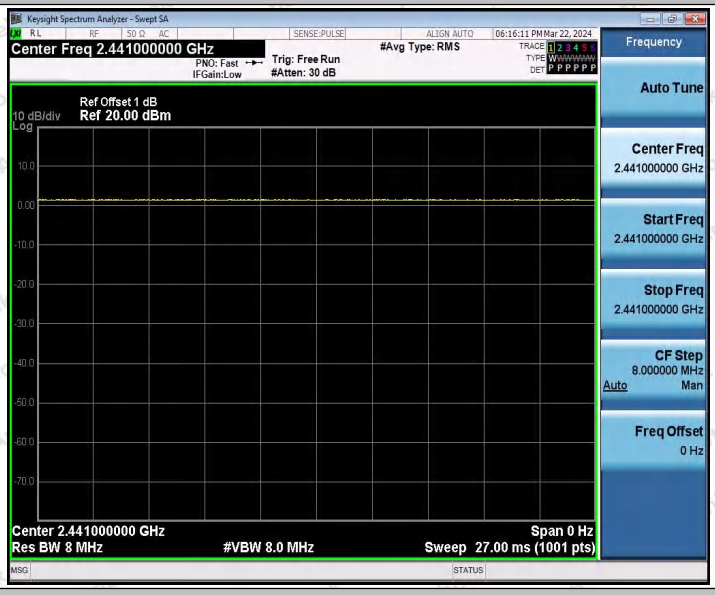

DH5_Ant1_2480

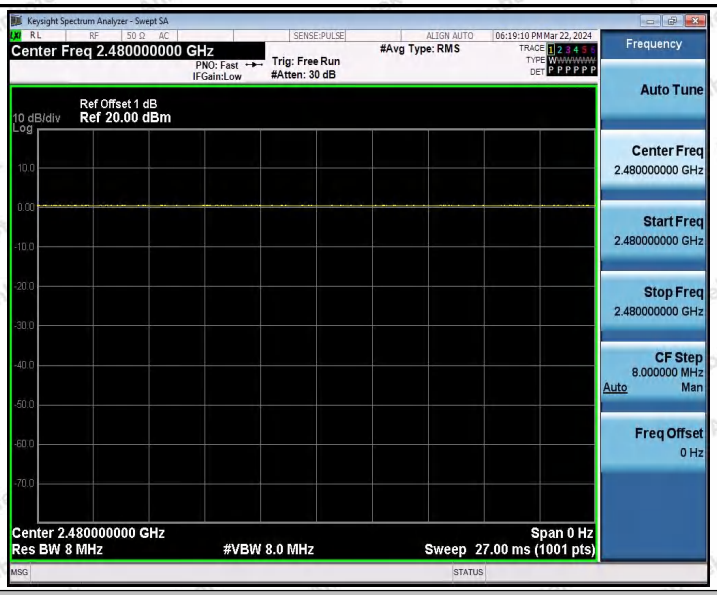

2DH5_Ant1_2402

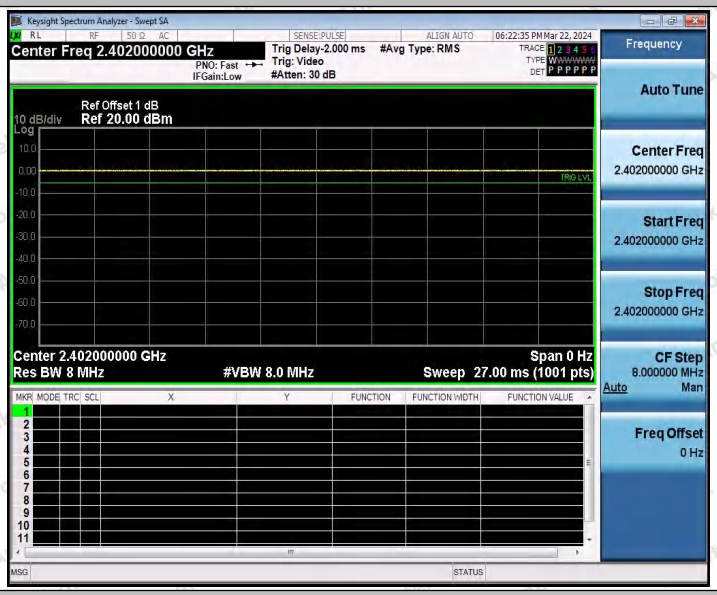

2DH5_Ant1_2441

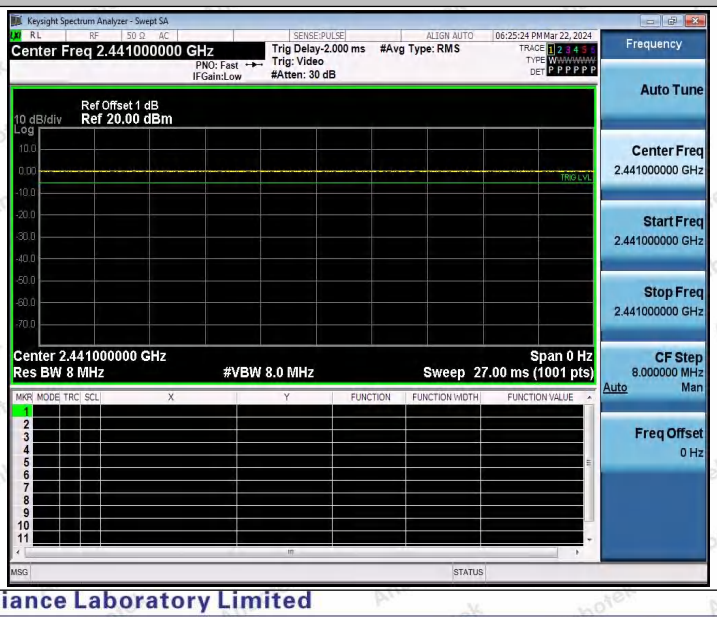

2DH5_Ant1_2480

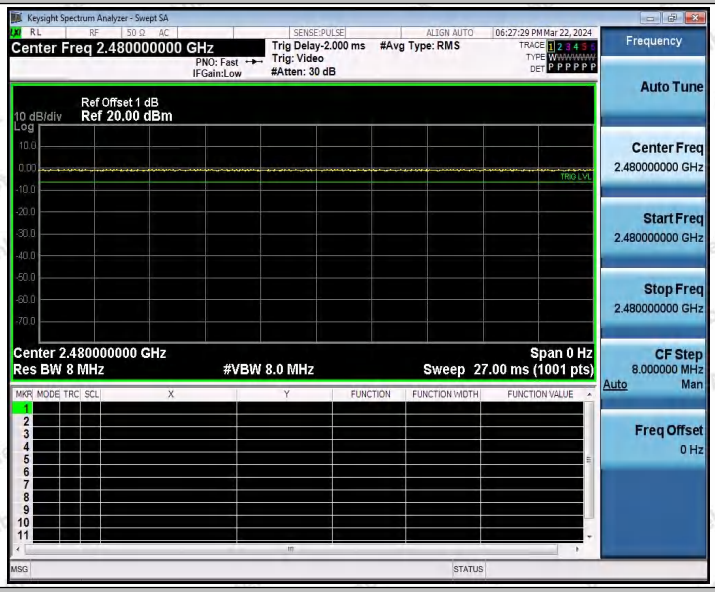

3DH5_Ant1_2402

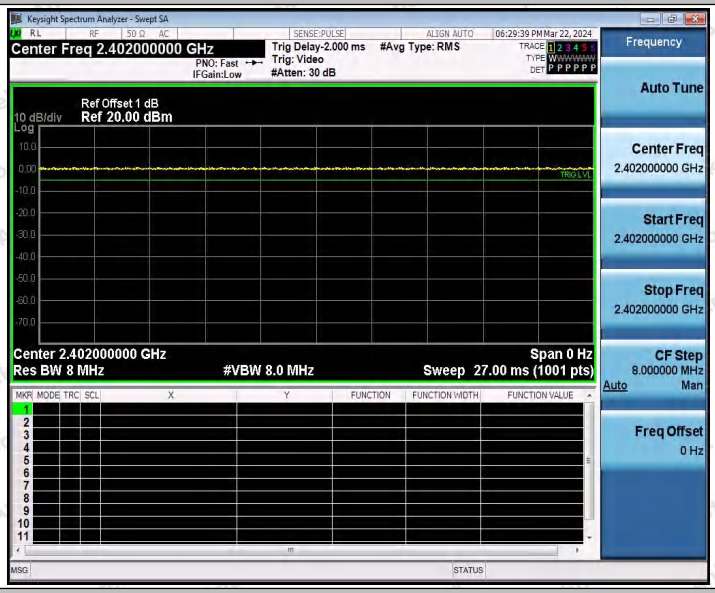

3DH5_Ant1_2441

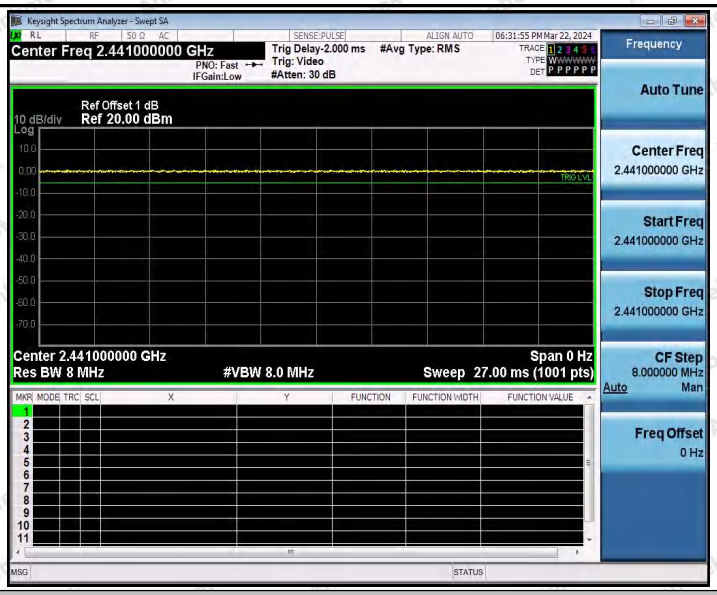

3DH5_Ant1_2480

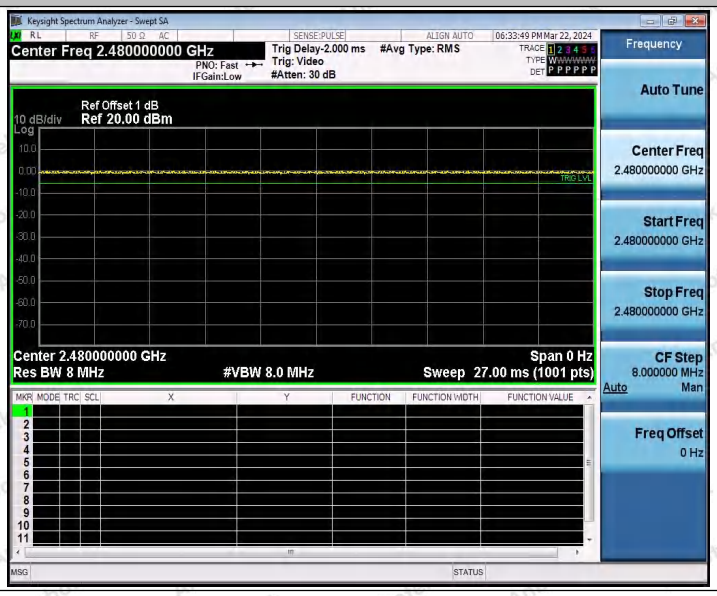

---END---