Appendix Test Data

Report No.:	18220WC40045103	Test Sample No.:	1-2-2
Start Test Date:	2024.3.22	Finish Test Date:	2024.3.22
Test Engineer:	Joker Huang	Auditor:	Justin Feng
Temperature:	24.3℃	Relative Humidity:	49%
Pressure:	101kPa		

Appendix A: 6dB Bandwidth

Test Result

Test Mode	Antenna	Frequency[MHz]	6dB BW [MHz]	FL[MHz]	FH[MHz]	Limit[MHz]	Verdict
11B	Ant1	2412	7.560	2408.480	2416.040	0.5	PASS
	Ant2	2412	8.000	2408.000	2416.000	0.5	PASS
	Ant1	2437	7.080	2433.480	2440.560	0.5	PASS
	Ant2	2437	8.000	2433.000	2441.000	0.5	PASS
	Ant1	2462	7.560	2458.000	2465.560	0.5	PASS
	Ant2	2462	7.080	2458.480	2465.560	0.5	PASS
11G	Ant1	2412	15.640	2404.120	2419.760	0.5	PASS
	Ant2	2412	15.000	2404.120	2419.120	0.5	PASS
	Ant1	2437	14.080	2429.440	2443.520	0.5	PASS
	Ant2	2437	15.080	2429.480	2444.560	0.5	PASS
	Ant1	2462	15.600	2454.160	2469.760	0.5	PASS
	Ant2	2462	14.960	2454.560	2469.520	0.5	PASS
11N20SISO	Ant1	2412	15.080	2404.440	2419.520	0.5	PASS
	Ant2	2412	15.520	2404.440	2419.960	0.5	PASS
	Ant1	2437	15.080	2429.480	2444.560	0.5	PASS
	Ant2	2437	15.840	2428.960	2444.800	0.5	PASS
	Ant1	2462	15.120	2454.440	2469.560	0.5	PASS
	Ant2	2462	15.480	2454.080	2469.560	0.5	PASS
11N40SISO	Ant1	2422	35.040	2404.480	2439.520	0.5	PASS
	Ant2	2422	34.960	2404.560	2439.520	0.5	PASS
	Ant1	2437	34.880	2419.560	2454.440	0.5	PASS
	Ant2	2437	35.040	2419.480	2454.520	0.5	PASS
	Ant1	2452	35.040	2434.480	2469.520	0.5	PASS
	Ant2	2452	33.840	2435.680	2469.520	0.5	PASS

Test Graphs

11B_Ant1_2412

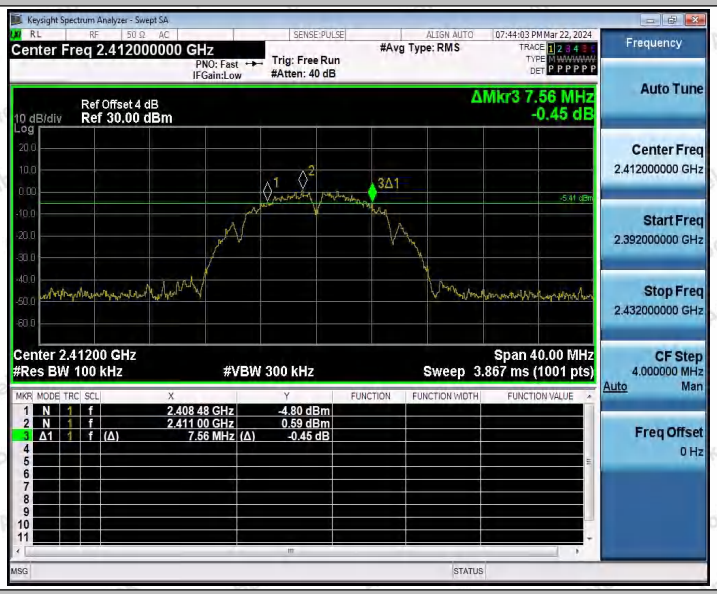

11B_Ant2_2412

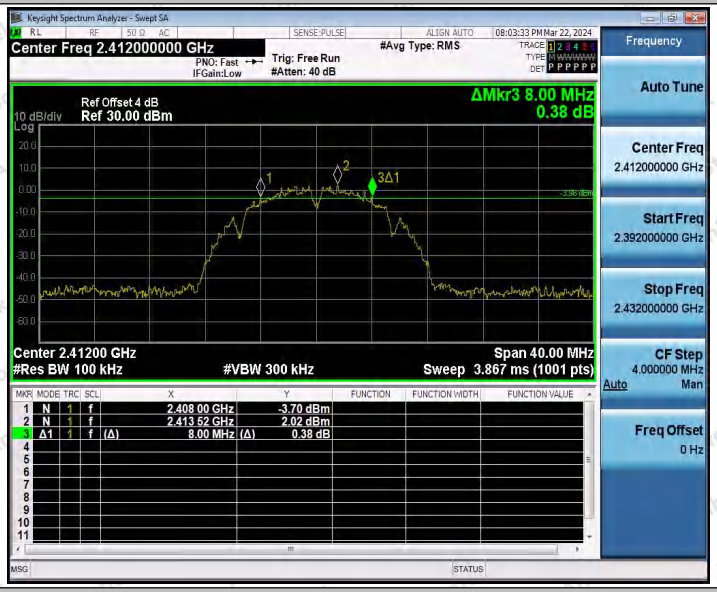

11B_Ant1_2437

11B_Ant2_2437

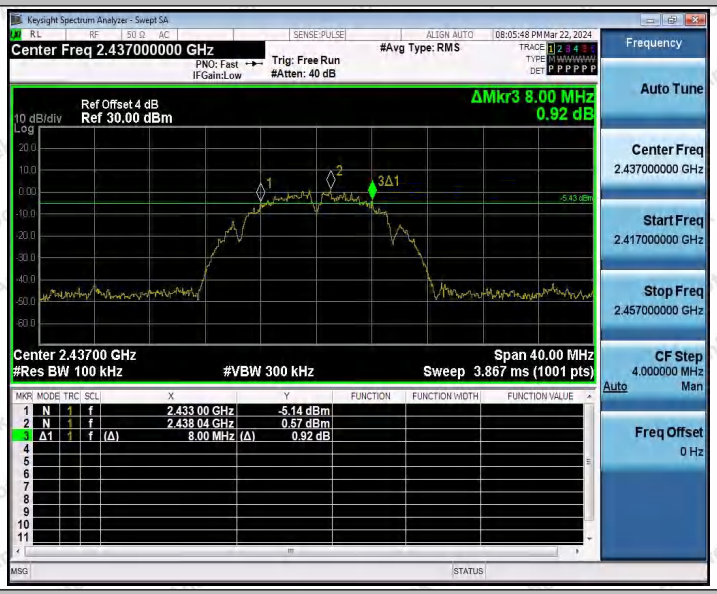

11B_Ant1_2462

11B_Ant2_2462

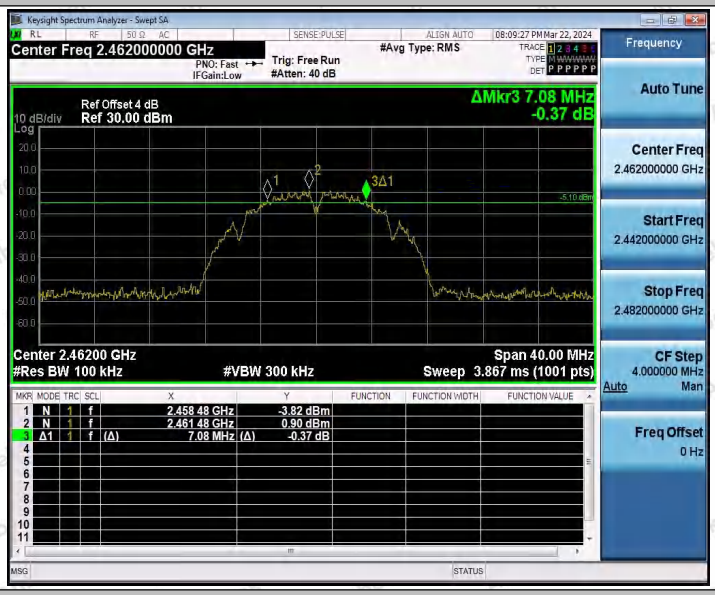

11G_Ant1_2412

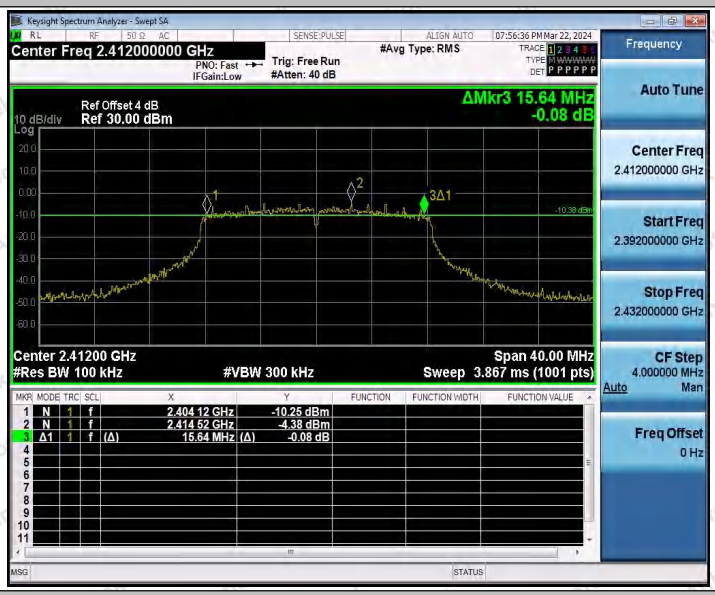

11G_Ant2_2412

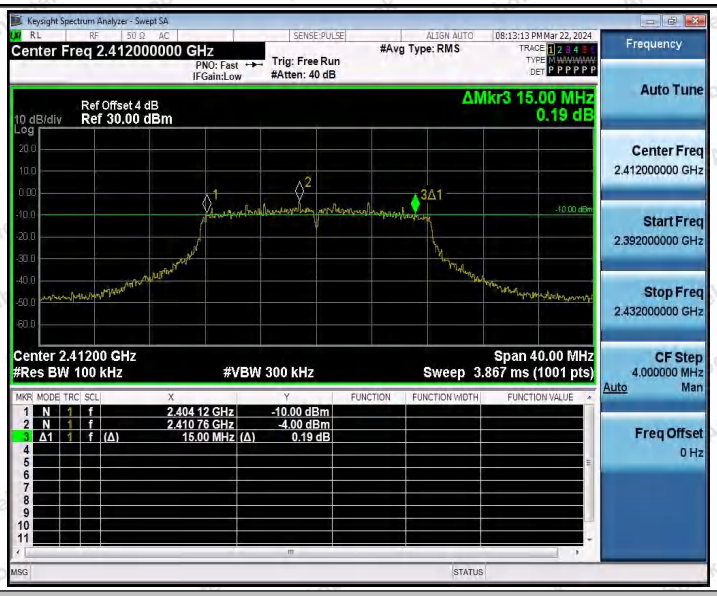

11G_Ant1_2437

11G_Ant2_2437

11G_Ant1_2462

11G_Ant2_2462

11N20SISO_Ant1_2412

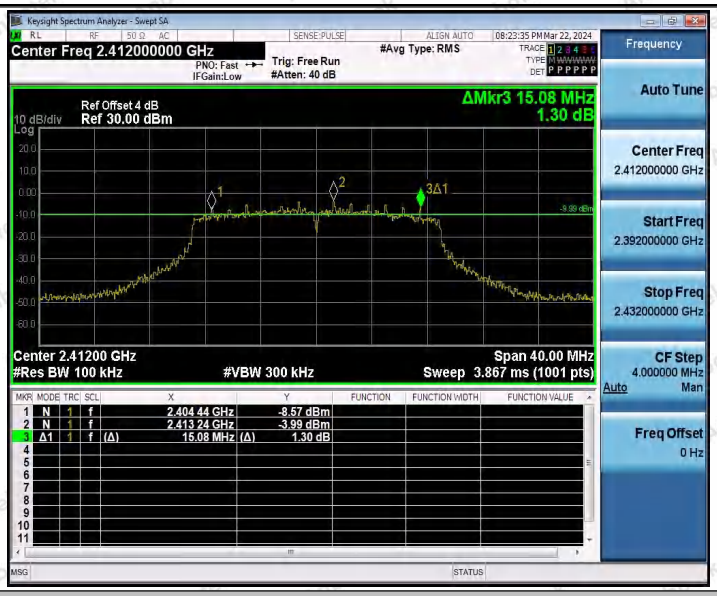

11N20SISO_Ant2_2412

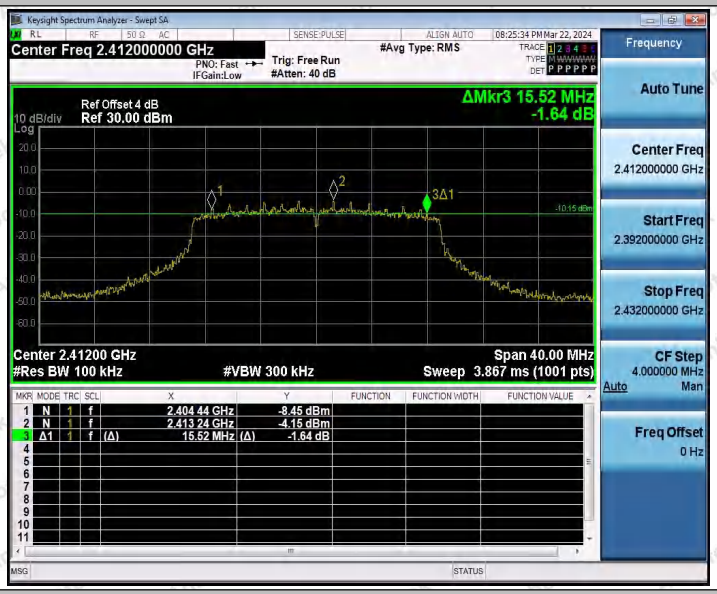

11N20SISO_Ant1_2437

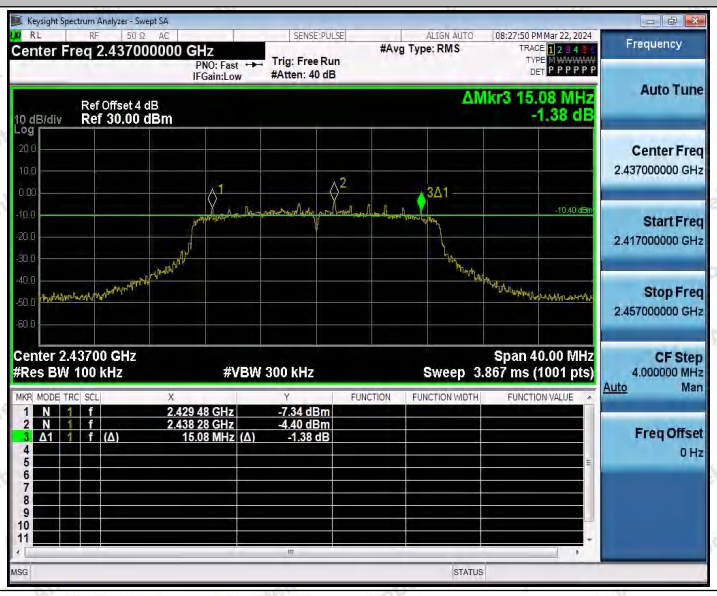

11N20SISO_Ant2_2437

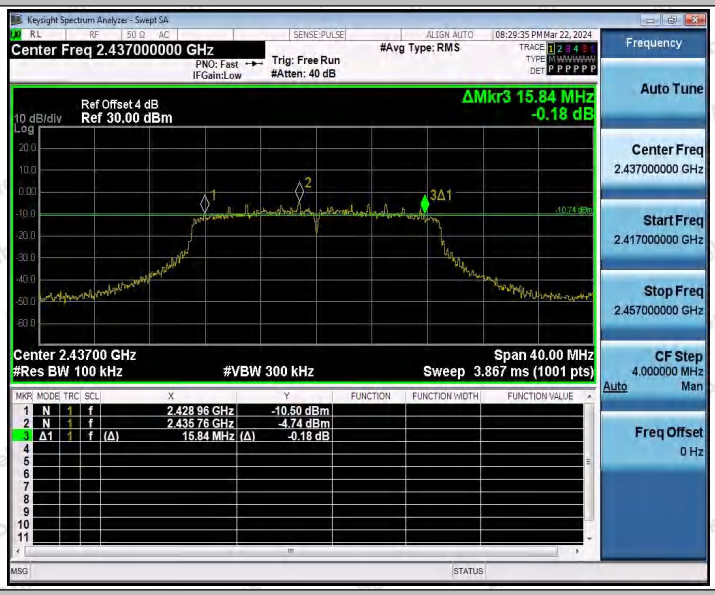

11N20SISO_Ant1_2462

11N20SISO_Ant2_2462

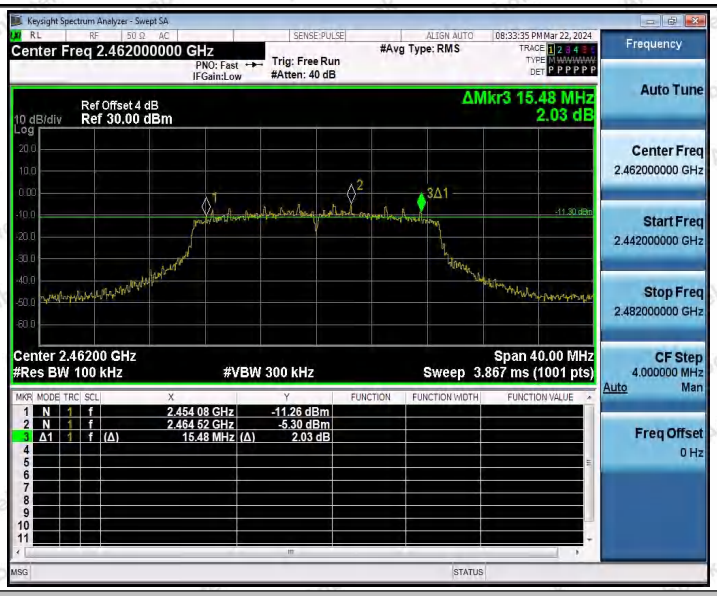

11N40SISO_Ant1_2422

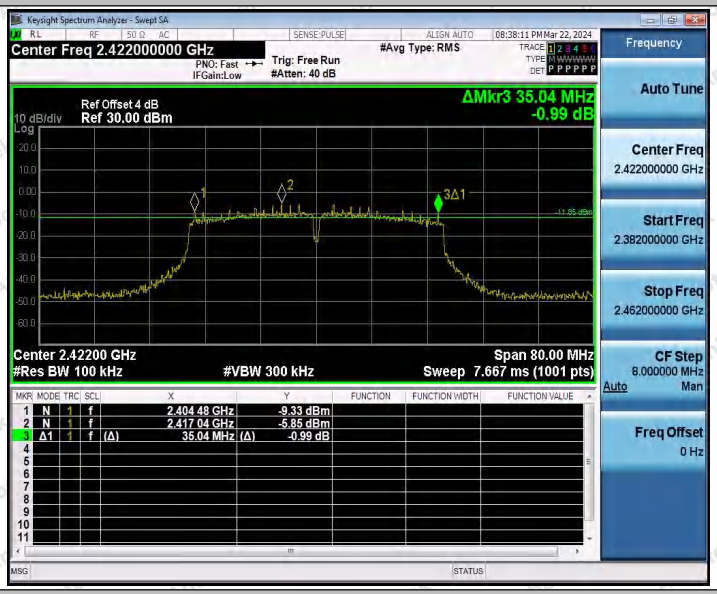

11N40SISO_Ant2_2422

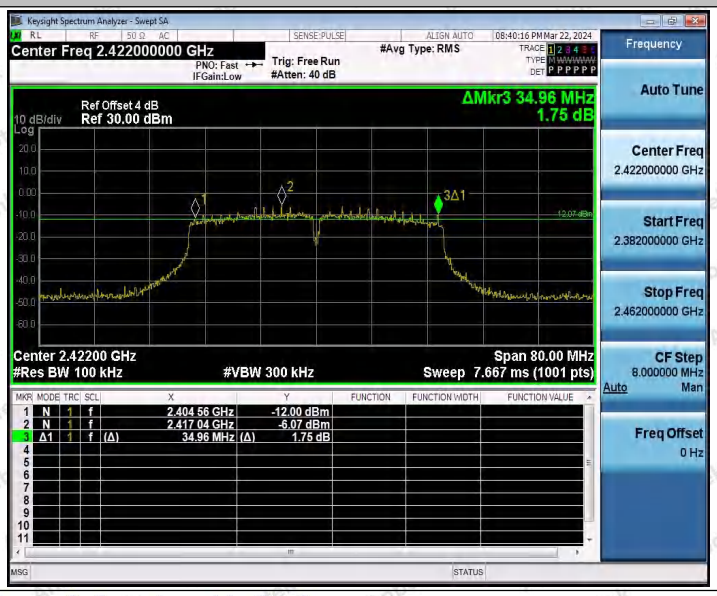

11N40SISO_Ant1_2437

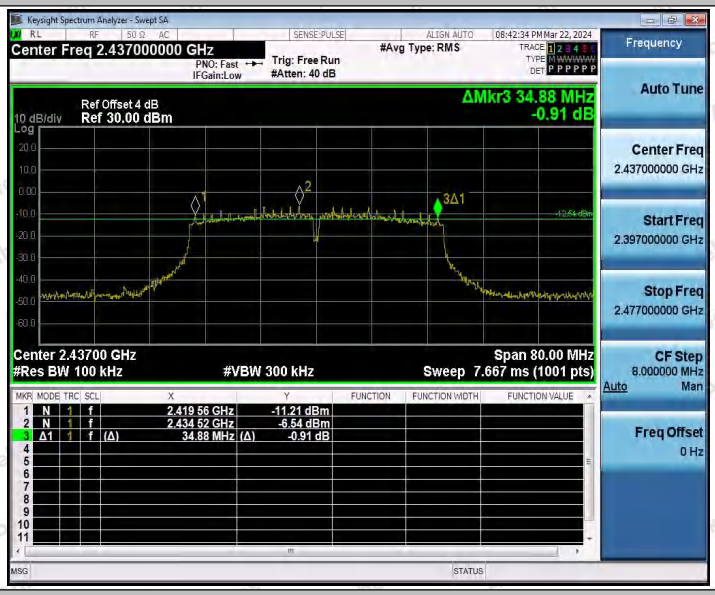

11N40SISO_Ant2_2437

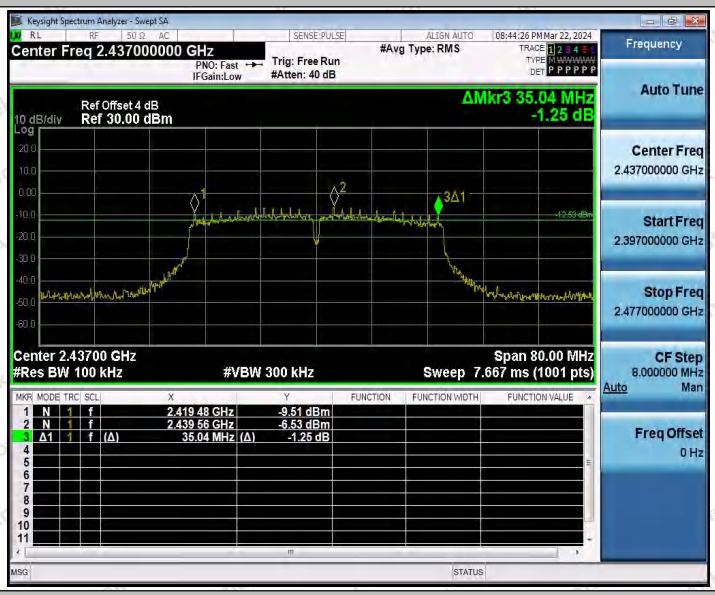

11N40SISO_Ant1_2452

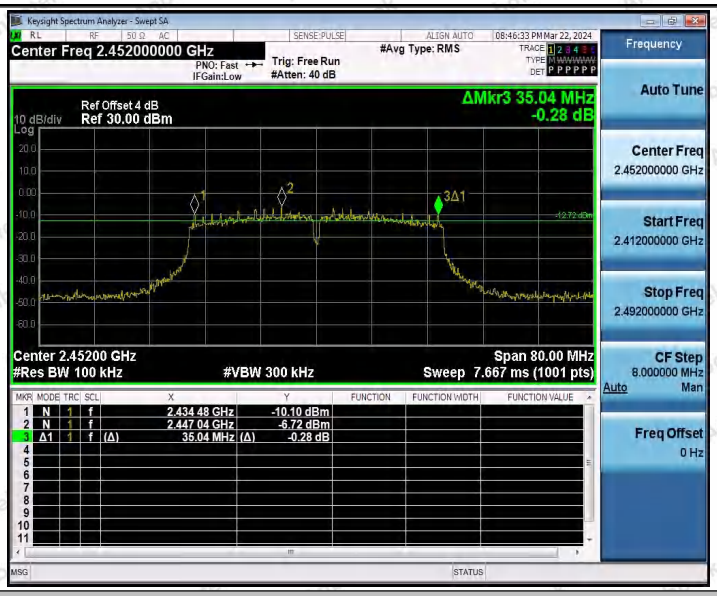

11N40SISO_Ant2_2452

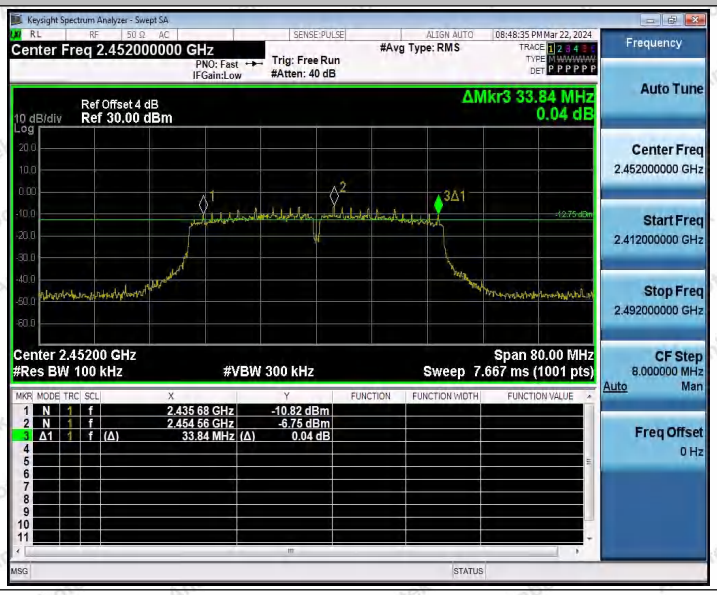

Appendix B: 99% Occupied Bandwidth

Test Result

Test Mode	Antenna	Frequency[MHz]	OCB [MHz]	FL[MHz]	FH[MHz]	Limit[MHz]	Verdict
11B	Ant1	2412	11.517	2406.2534	2417.7704	---	---
	Ant2	2412	11.563	2406.2381	2417.8011	---	---
	Ant1	2437	11.553	2431.2310	2442.7840	---	---
	Ant2	2437	11.563	2431.2346	2442.7976	---	---
	Ant1	2462	11.468	2456.3363	2467.8043	---	---
	Ant2	2462	11.581	2456.2375	2467.8185	---	---
11G	Ant1	2412	16.737	2403.6136	2420.3506	---	---
	Ant2	2412	16.813	2403.5778	2420.3908	---	---
	Ant1	2437	16.835	2428.5754	2445.4104	---	---
	Ant2	2437	16.781	2428.6051	2445.3861	---	---
	Ant1	2462	16.810	2453.6159	2470.4259	---	---
	Ant2	2462	16.811	2453.5841	2470.3951	---	---
11N20SISO	Ant1	2412	17.856	2403.0888	2420.9448	---	---
	Ant2	2412	17.810	2403.1041	2420.9141	---	---
	Ant1	2437	17.859	2428.0380	2445.8970	---	---
	Ant2	2437	17.828	2428.0669	2445.8949	---	---
	Ant1	2462	17.838	2453.1152	2470.9532	---	---
	Ant2	2462	17.914	2453.0363	2470.9503	---	---
11N40SISO	Ant1	2422	36.255	2403.8758	2440.1308	---	---
	Ant2	2422	36.302	2403.8554	2440.1574	---	---
	Ant1	2437	36.367	2418.7899	2455.1569	---	---
	Ant2	2437	36.295	2418.8992	2455.1942	---	---
	Ant1	2452	36.314	2433.9094	2470.2234	---	---
	Ant2	2452	36.293	2433.9550	2470.2480	---	---

Test Graphs

11B_Ant1_2412

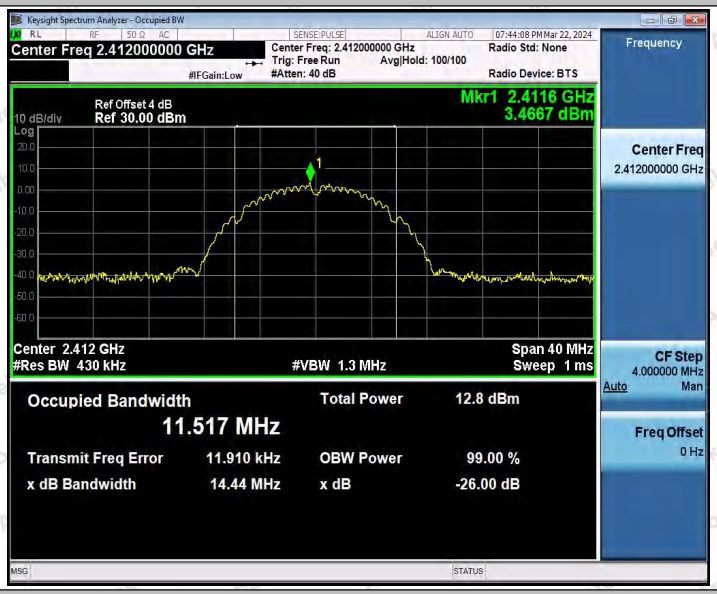

11B_Ant2_2412

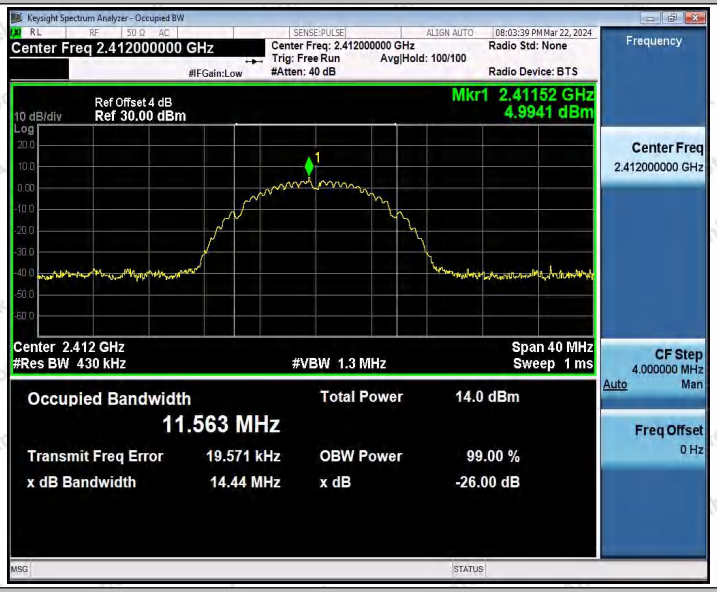

11B_Ant1_2437

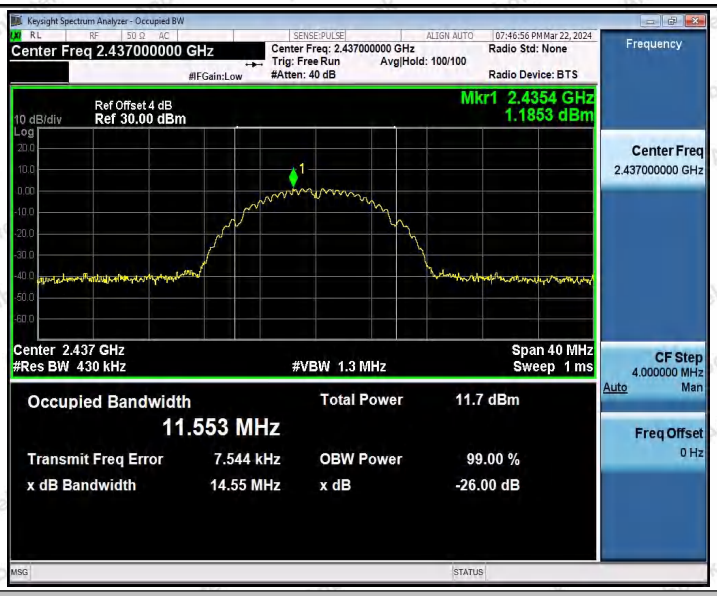

11B_Ant2_2437

11B_Ant1_2462

11B_Ant2_2462

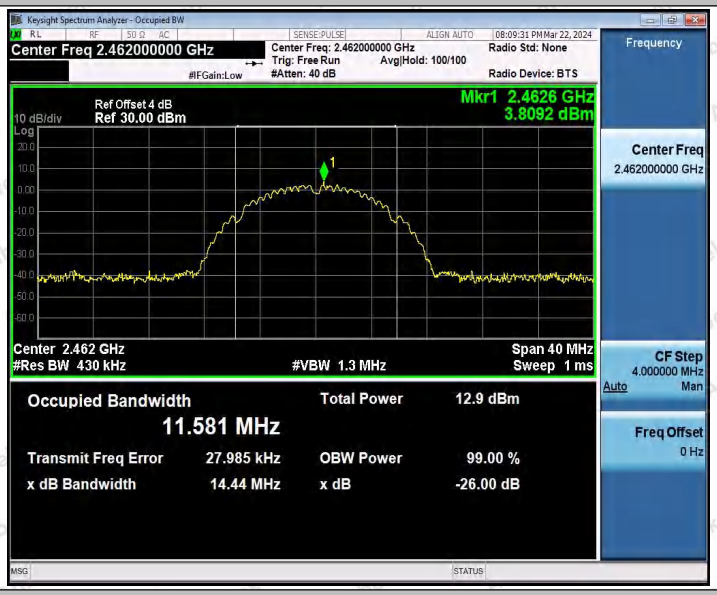

11G_Ant1_2412

11G_Ant2_2412

11G_Ant1_2437

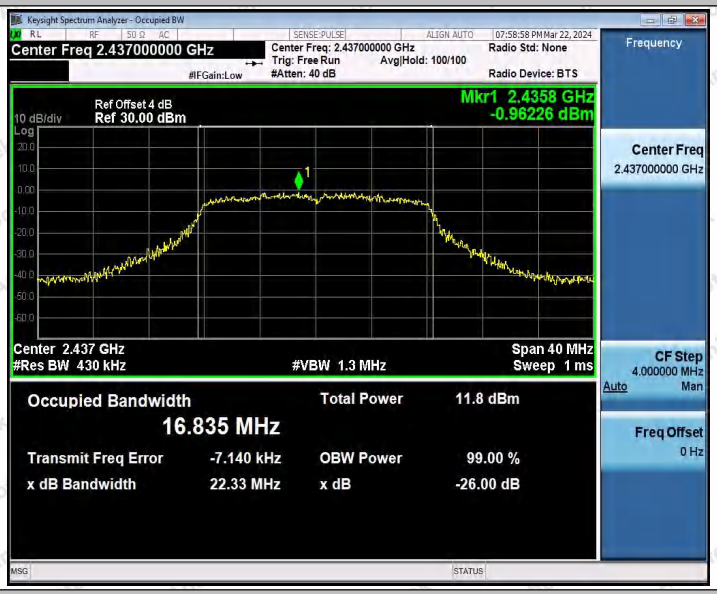

11G_Ant2_2437

11G_Ant1_2462

11G_Ant2_2462

11N20SISO_Ant1_2412

11N20SISO_Ant2_2412

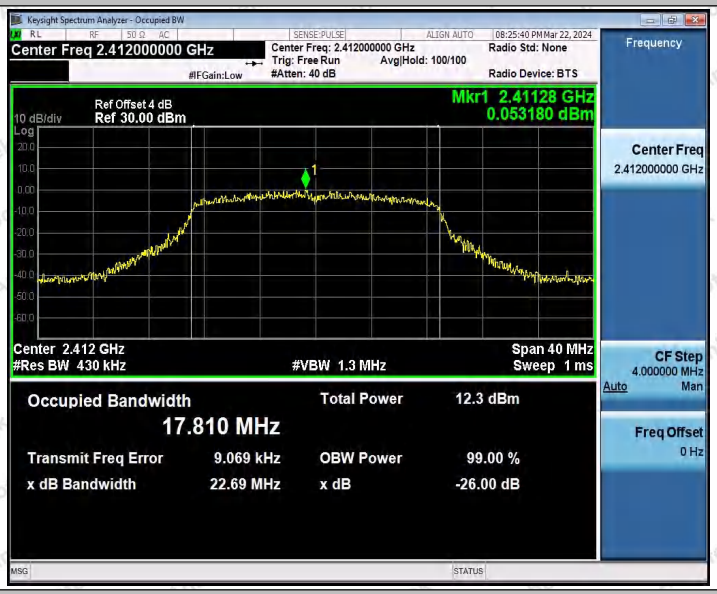

11N20SISO_Ant1_2437

11N20SISO_Ant2_2437

11N20SISO_Ant1_2462

11N20SISO_Ant2_2462

11N40SISO_Ant1_2422

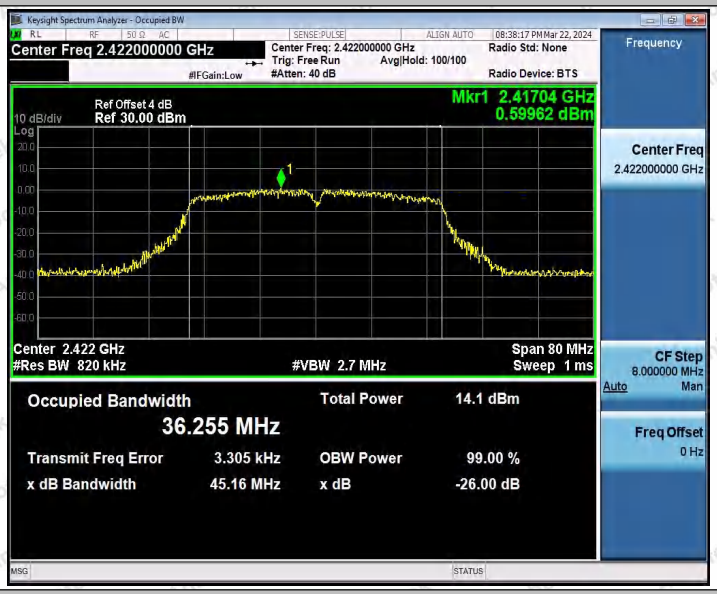

11N40SISO_Ant2_2422

11N40SISO_Ant1_2437

11N40SISO_Ant2_2437

11N40SISO_Ant1_2452

11N40SISO_Ant2_2452

Appendix C: Maximum conducted output power

Test Result Average

Test Mode	Antenna	Frequency [MHz]	Set Power	Average power [dBm]	Duty Cycle [%]	DC Factor [dBm]	Result [dBm]	Limit [dBm]	Verdict
11B	Ant1	2412	---	11.26	52.33	2.81	14.07	≤30.00	PASS
	Ant2	2412	---	12.46	52.33	2.81	15.27	≤30.00	PASS
	Ant1	2437	---	10.09	52.33	2.81	12.90	≤30.00	PASS
	Ant2	2437	---	11.01	52.33	2.81	13.82	≤30.00	PASS
	Ant1	2462	---	9.27	51.72	2.86	12.13	≤30.00	PASS
	Ant2	2462	---	11.25	51.72	2.86	14.11	≤30.00	PASS
11G	Ant1	2412	---	11.25	62.50	2.04	13.29	≤30.00	PASS
	Ant2	2412	---	11.05	62.83	2.02	13.07	≤30.00	PASS
	Ant1	2437	---	10.24	62.83	2.02	12.26	≤30.00	PASS
	Ant2	2437	---	10.45	62.50	2.04	12.49	≤30.00	PASS
	Ant1	2462	---	10.59	63.39	1.98	12.57	≤30.00	PASS
	Ant2	2462	---	11.02	62.50	2.04	13.06	≤30.00	PASS
11N20MIMO	Ant1	2412	---	10.66	44.59	3.51	14.17	≤30.00	PASS
	Ant2	2412	---	10.59	44.59	3.51	14.10	≤30.00	PASS
	total	2412	---	---	---	---	17.15	≤30.00	PASS
	Ant1	2437	---	10.01	45.33	3.44	13.45	≤30.00	PASS
	Ant2	2437	---	10.04	44.59	3.51	13.55	≤30.00	PASS
	total	2437	---	---	---	---	16.51	≤30.00	PASS
	Ant1	2462	---	9.57	44.00	3.57	13.14	≤30.00	PASS
	Ant2	2462	---	9.07	44.59	3.51	12.58	≤30.00	PASS
	total	2462	---	---	---	---	15.88	≤30.00	PASS
11N40MIMO	Ant1	2422	---	11.53	43.84	3.58	15.11	≤30.00	PASS
	Ant2	2422	---	11.50	42.47	3.72	15.22	≤30.00	PASS
	total	2422	---	---	---	---	**18.18**	≤30.00	PASS
	Ant1	2437	---	11.06	42.47	3.72	14.78	≤30.00	PASS
	Ant2	2437	---	11.20	43.06	3.66	14.86	≤30.00	PASS
	total	2437	---	---	---	---	17.83	≤30.00	PASS
	Ant1	2452	---	10.78	43.84	3.58	14.36	≤30.00	PASS
	Ant2	2452	---	10.82	43.06	3.66	14.48	≤30.00	PASS
	total	2452	---	---	---	---	17.43	≤30.00	PASS

Note: The Duty Cycle Factor(10*log(1/D)) and cable loss are compensated in the graph.

Test Graphs

11B_Ant1_2412

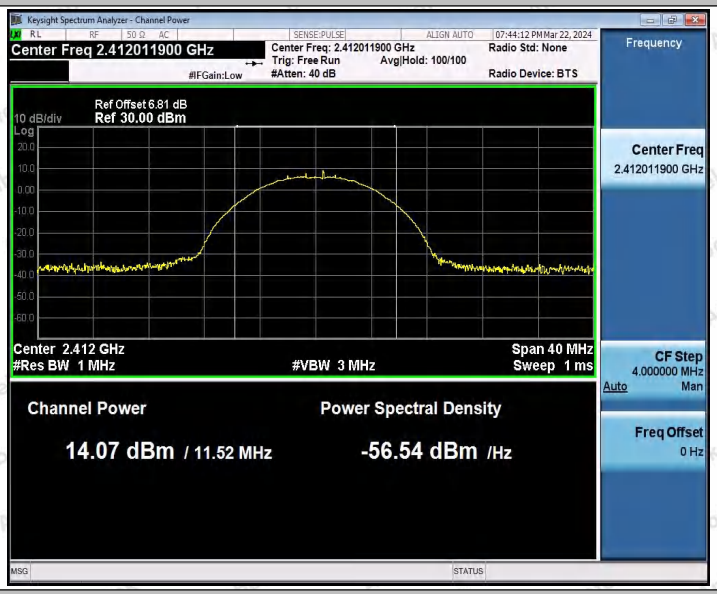

11B_Ant2_2412

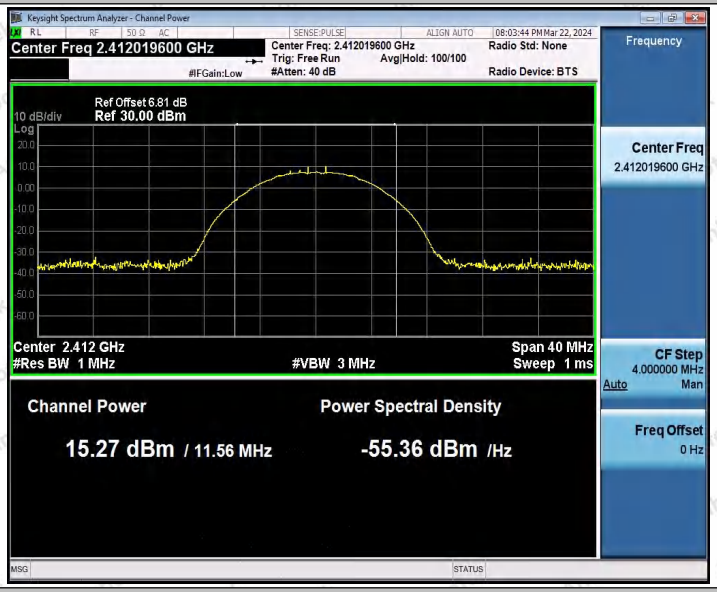

11B_Ant1_2437

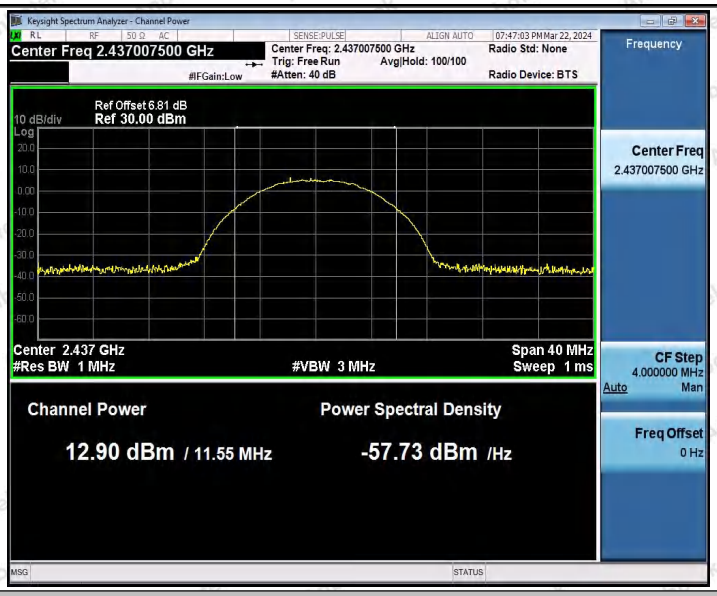

11B_Ant2_2437

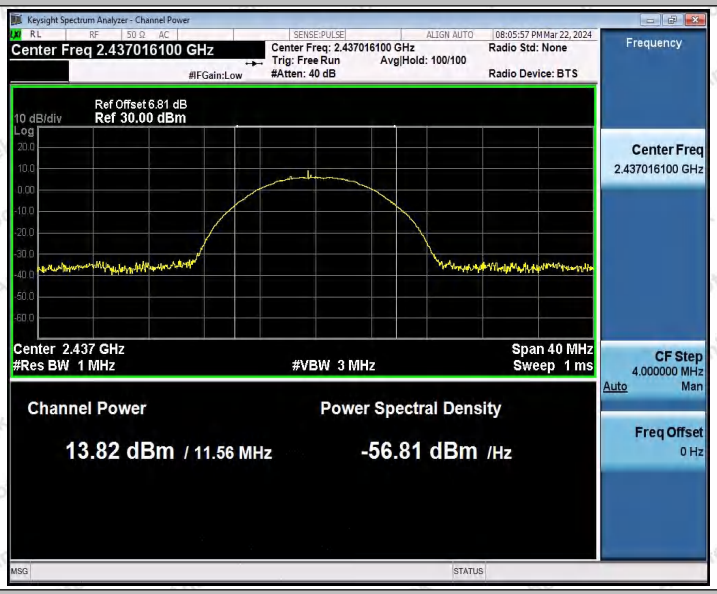

11B_Ant1_2462

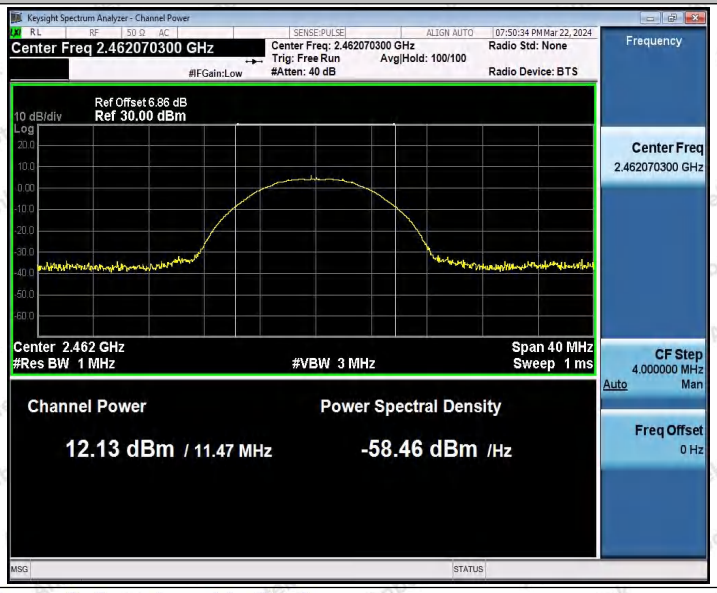

11B_Ant2_2462

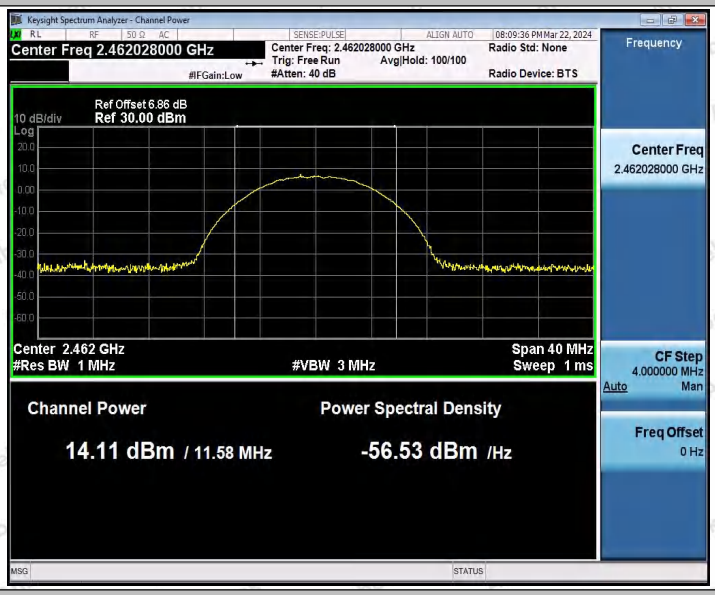

11G_Ant1_2412

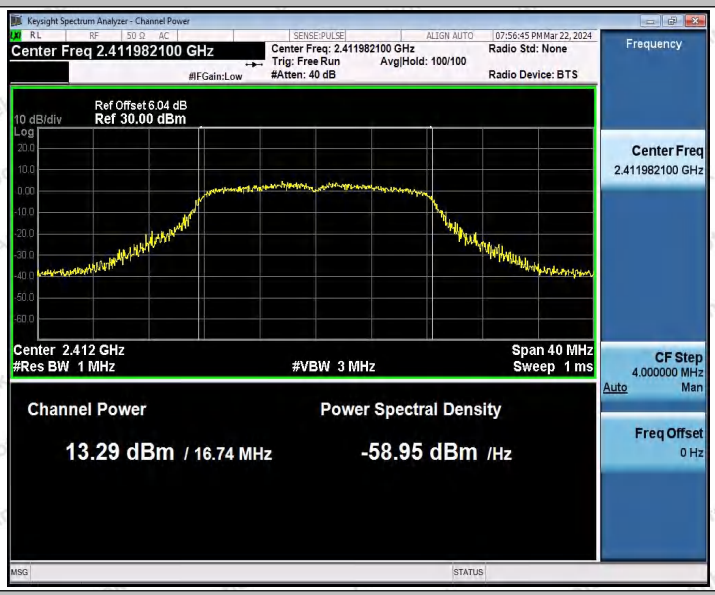

11G_Ant2_2412

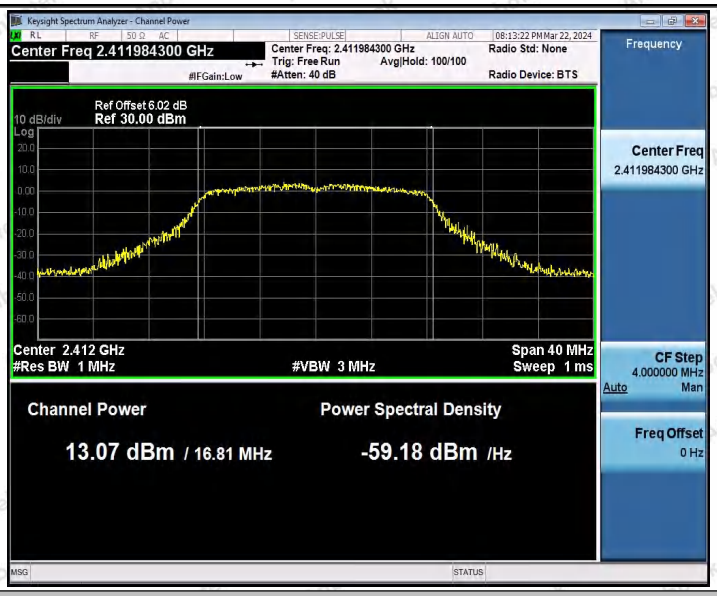

11G_Ant1_2437

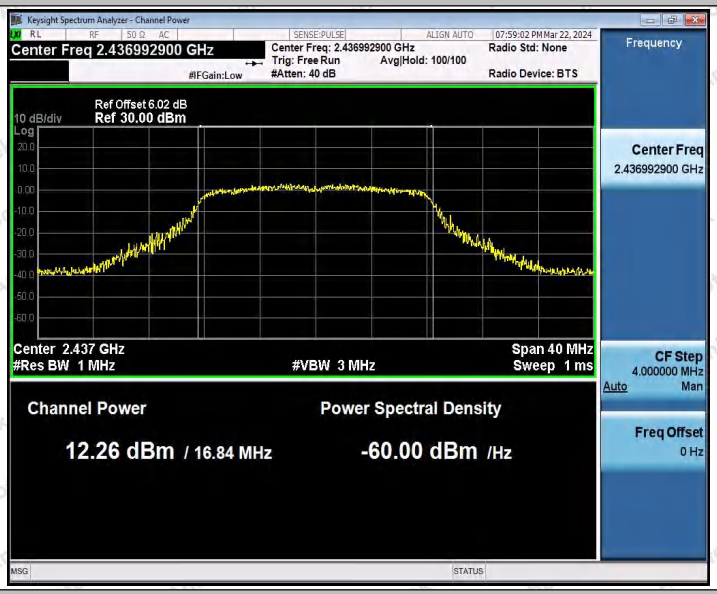

11G_Ant2_2437

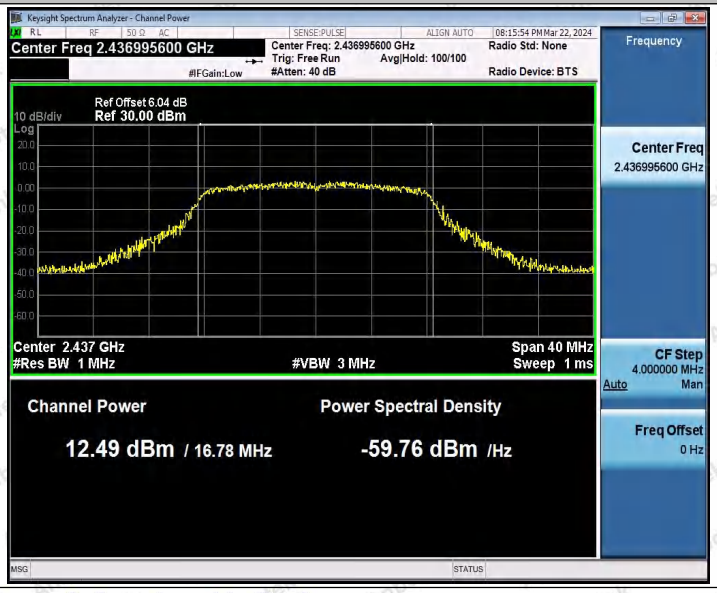

11G_Ant1_2462

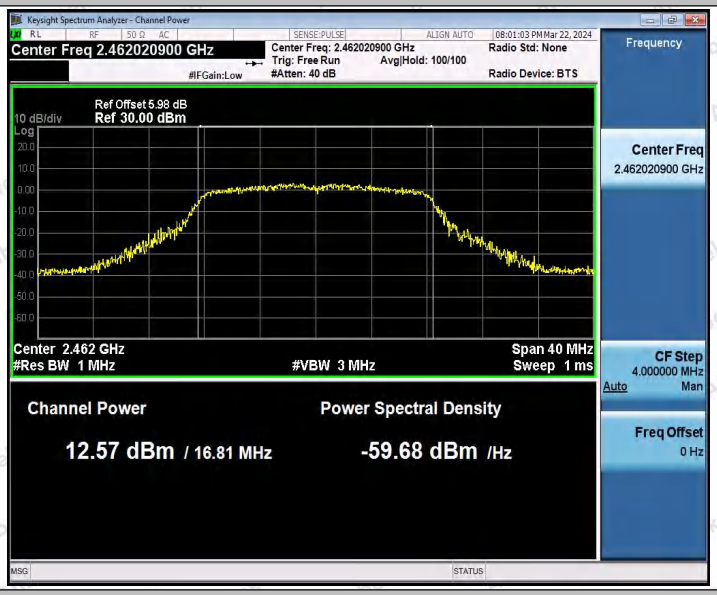

11G_Ant2_2462

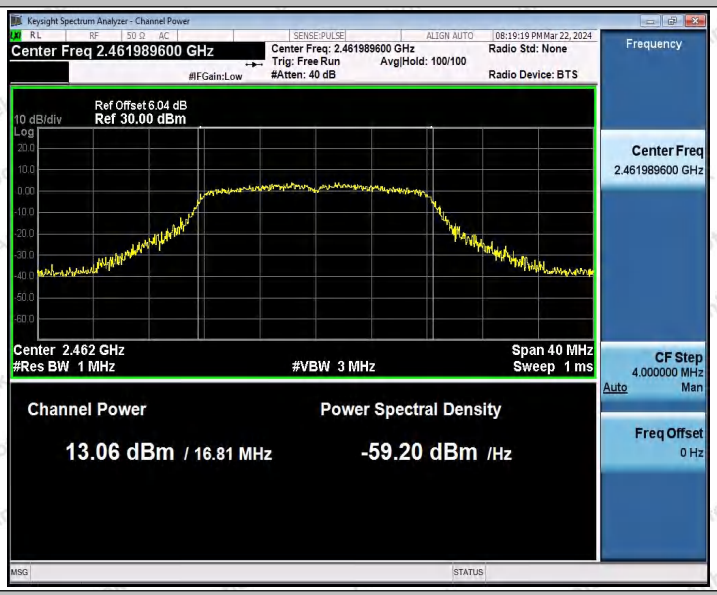

11N20SISO_Ant1_2412

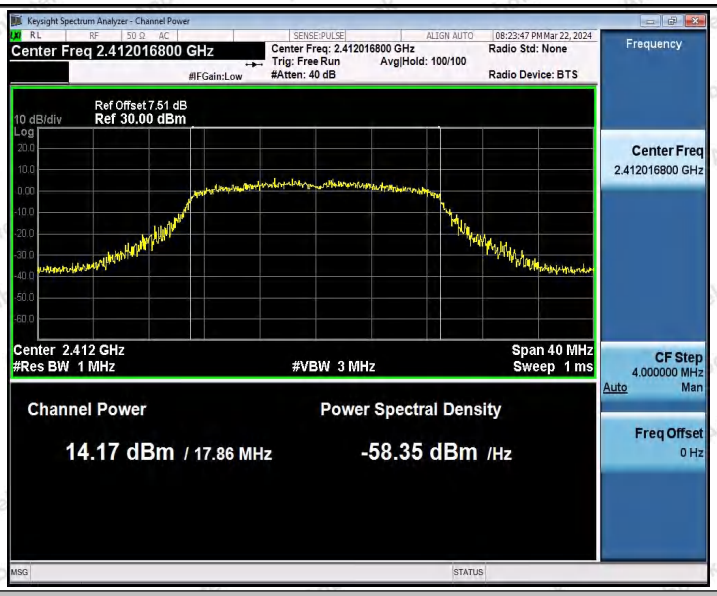

11N20SISO_Ant2_2412

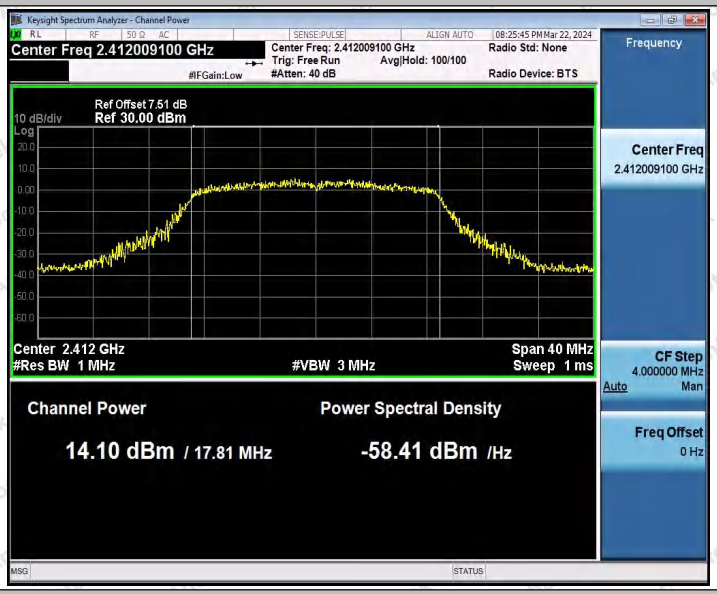

11N20SISO_Ant1_2437

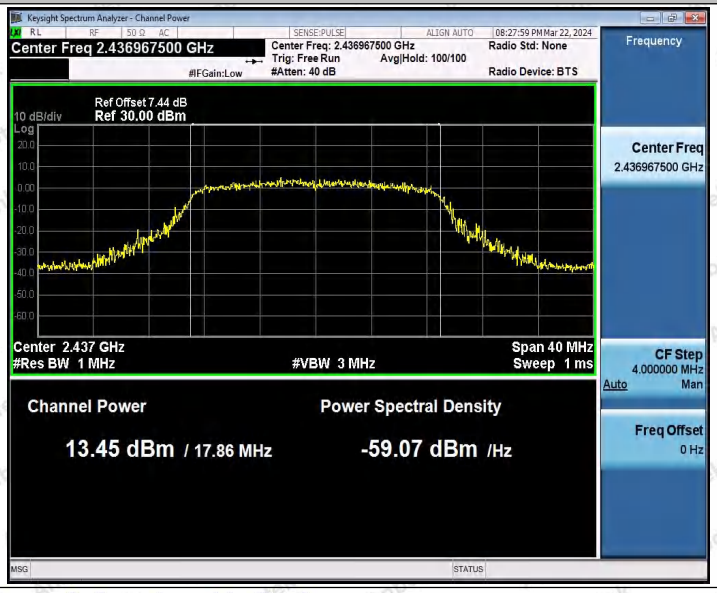

11N20SISO_Ant2_2437

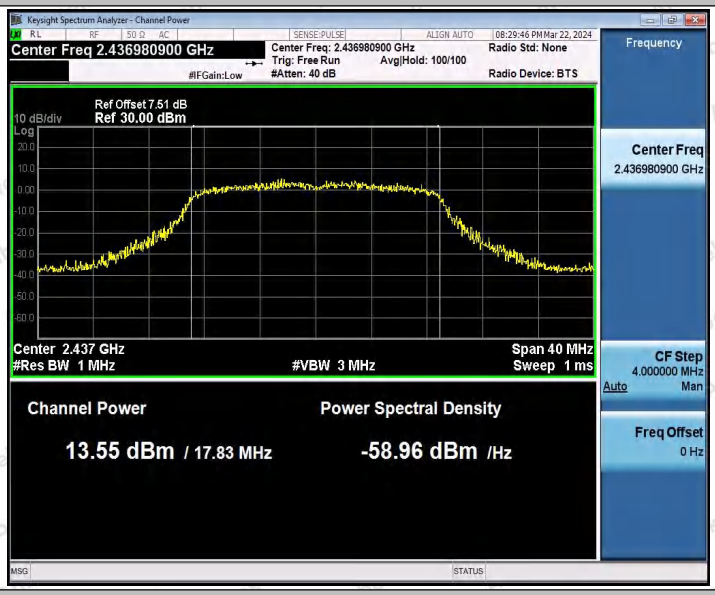

11N20SISO_Ant1_2462

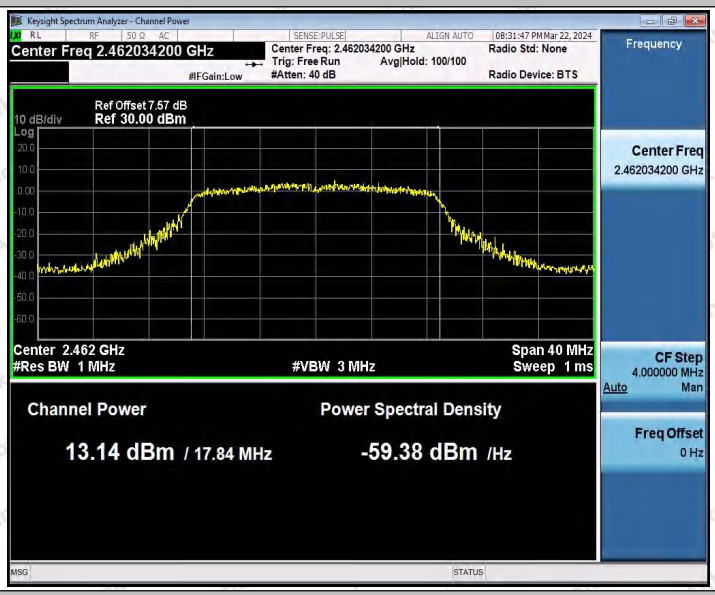

11N20SISO_Ant2_2462

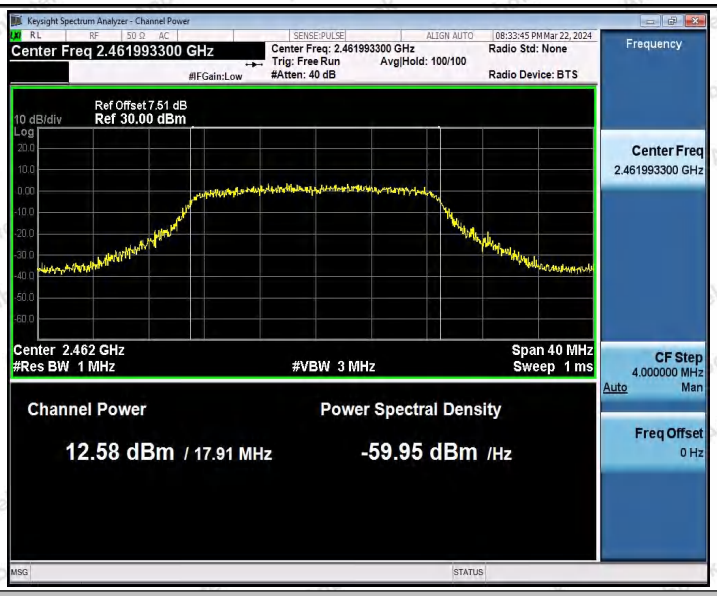

11N40SISO_Ant1_2422

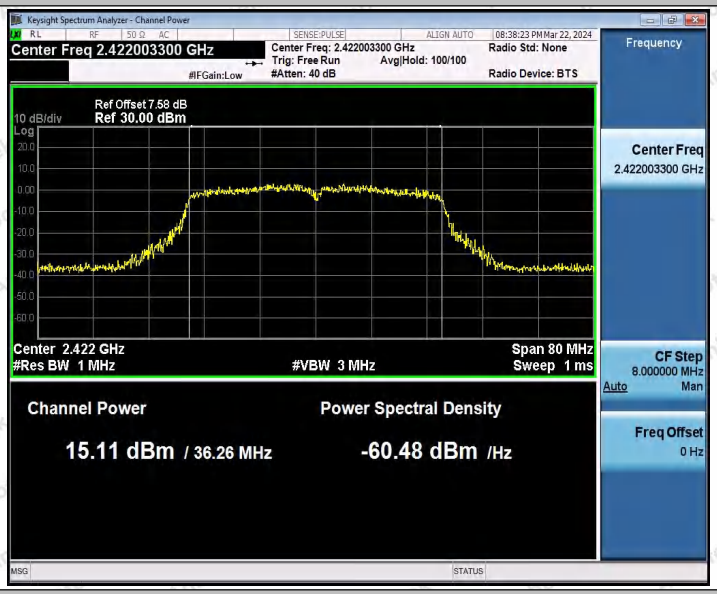

11N40SISO_Ant2_2422

11N40SISO_Ant1_2437

11N40SISO_Ant2_2437

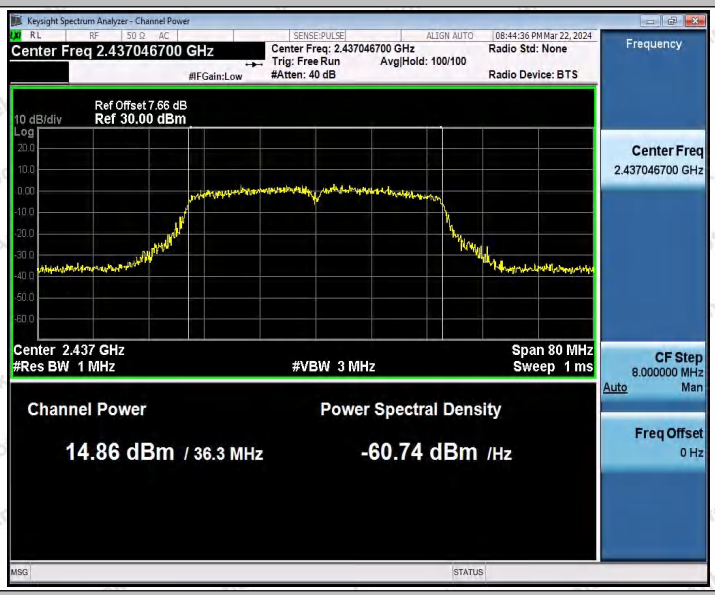

11N40SISO_Ant1_2452

11N40SISO_Ant2_2452

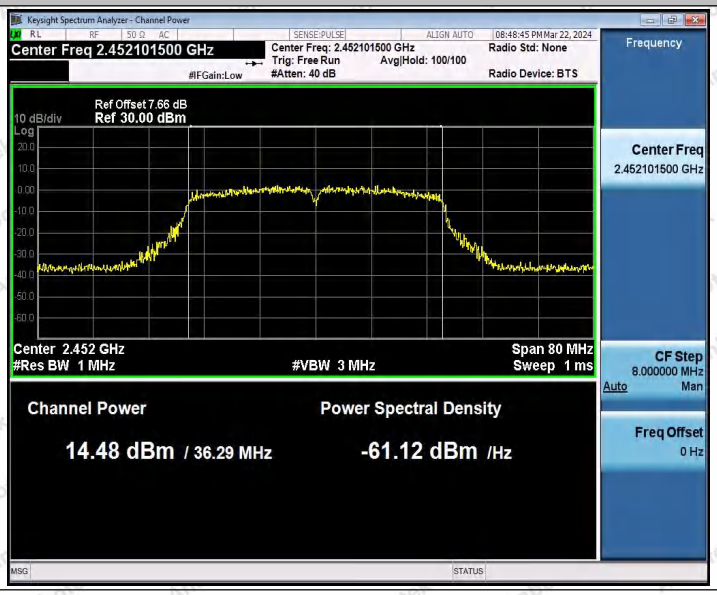

Appendix D: Maximum power spectral density

Test Result

Test Mode	Antenna	Frequency [MHz]	Result [dBm/30kHz]	Result [dBm/3kHz]	Result [dBm/3kHz]	Limit [dBm/3kHz]
11B	Ant1	2412	-10.90	-20.90	≤8.00	PASS
	Ant2	2412	-9.67	-19.67	≤8.00	PASS
	Ant1	2437	-11.66	-21.66	≤8.00	PASS
	Ant2	2437	-10.32	-20.32	≤8.00	PASS
	Ant1	2462	-12.80	-22.80	≤8.00	PASS
	Ant2	2462	-10.25	-20.25	≤8.00	PASS
11G	Ant1	2412	-15.96	-25.96	≤8.00	PASS
	Ant2	2412	-16.04	-26.04	≤8.00	PASS
	Ant1	2437	-17.27	-27.27	≤8.00	PASS
	Ant2	2437	-16.65	-26.65	≤8.00	PASS
	Ant1	2462	-16.64	-26.64	≤8.00	PASS
	Ant2	2462	-15.36	-25.36	≤8.00	PASS
11N20MIMO	Ant1	2412	-15.43	-25.43	≤8.00	PASS
	Ant2	2412	-15.76	-25.76	≤8.00	PASS
	total	2412	-12.58	-22.58	≤8.00	PASS
	Ant1	2437	-16.80	-26.80	≤8.00	PASS
	Ant2	2437	-16.13	-26.13	≤8.00	PASS
	total	2437	-13.44	-23.44	≤8.00	PASS
	Ant1	2462	-16.50	-26.50	≤8.00	PASS
	Ant2	2462	-16.34	-26.34	≤8.00	PASS
	total	2462	-13.41	-23.41	≤8.00	PASS
11N40MIMO	Ant1	2422	-16.91	-26.91	≤8.00	PASS
	Ant2	2422	-17.88	-27.88	≤8.00	PASS
	total	2422	-14.36	-24.36	≤8.00	PASS
	Ant1	2437	-18.63	-28.63	≤8.00	PASS
	Ant2	2437	-18.66	-28.66	≤8.00	PASS
	total	2437	-15.63	-25.63	≤8.00	PASS
	Ant1	2452	-18.91	-28.91	≤8.00	PASS
	Ant2	2452	-18.29	-28.29	≤8.00	PASS
	total	2452	-15.58	-25.58	≤8.00	PASS

Note：

1. The Duty Cycle Factor(10*log(1/D)) and cable loss are compensated in the graph.
2. PSD(dBm/3kHz)= PSD(dBm/30kHz)- (10*log(30/3))

Test Graphs

11B_Ant1_2412

11B_Ant2_2412

11B_Ant1_2437

11B_Ant2_2437

11B_Ant1_2462

11B_Ant2_2462

11G_Ant1_2412

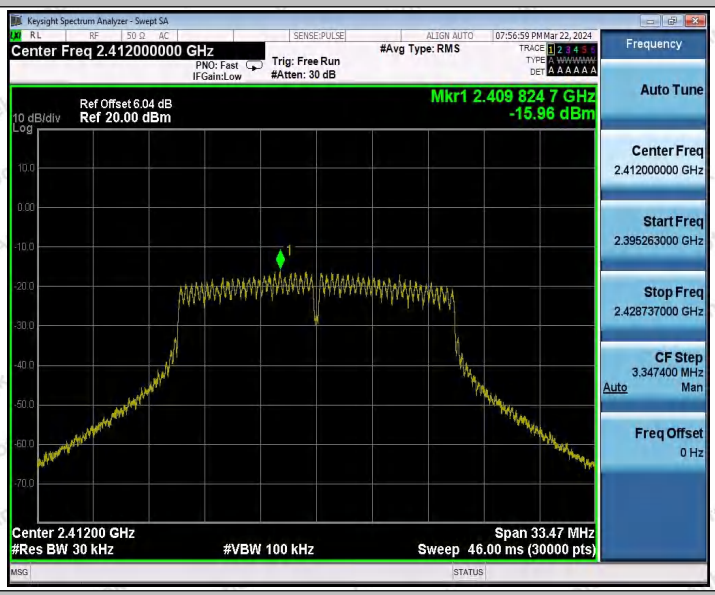

11G_Ant2_2412

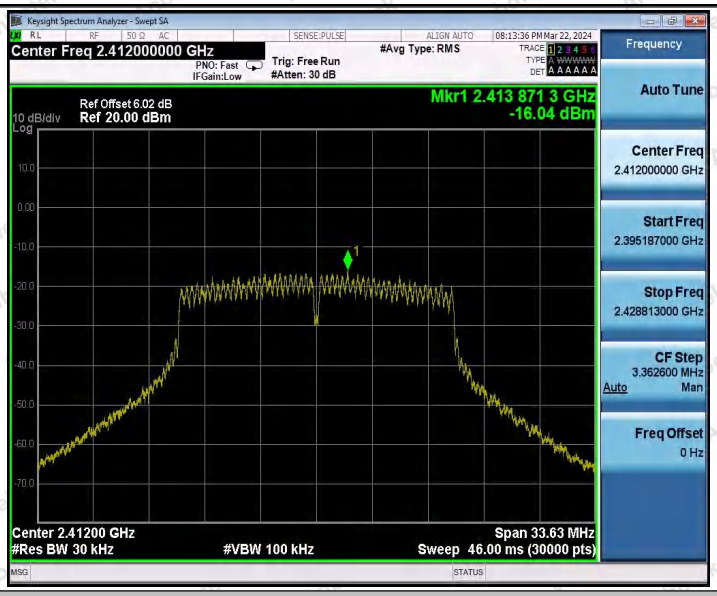

11G_Ant1_2437

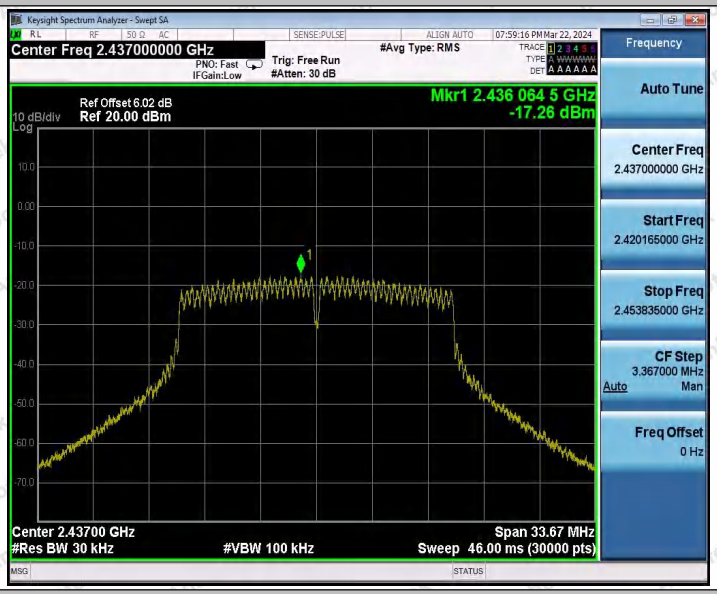

11G_Ant2_2437

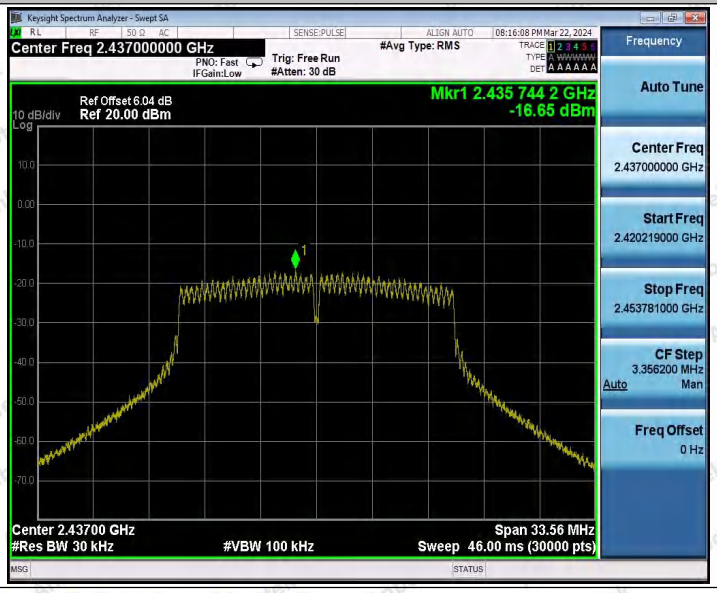

11G_Ant1_2462

11G_Ant2_2462

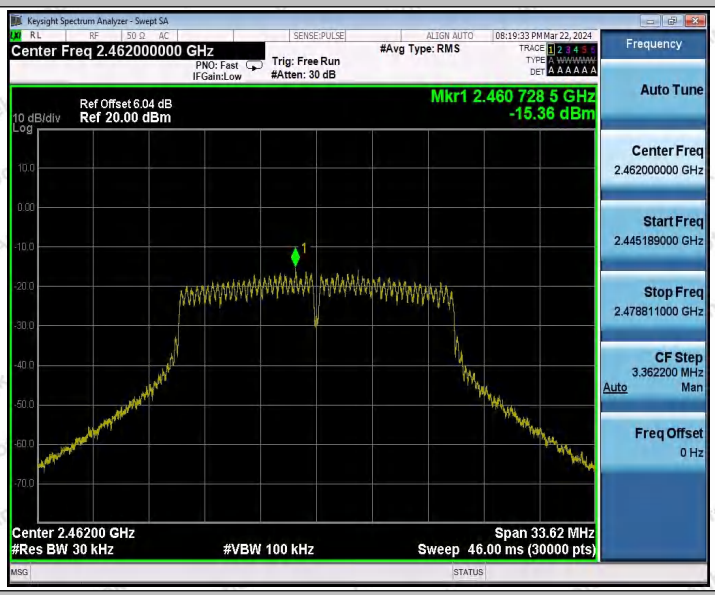

11N20SISO_Ant1_2412

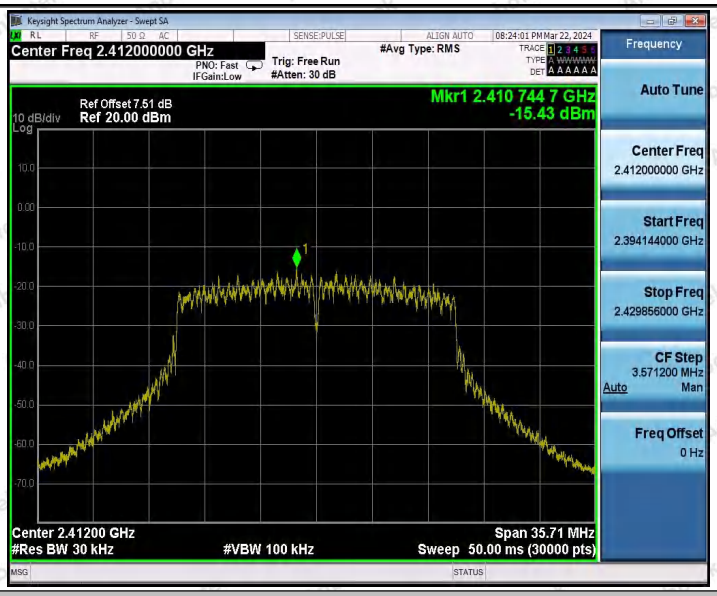

11N20SISO_Ant2_2412

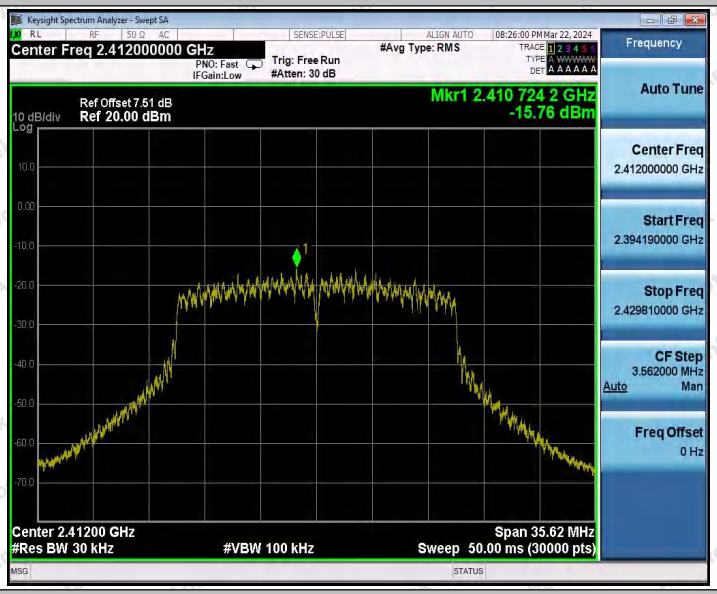

11N20SISO_Ant1_2437

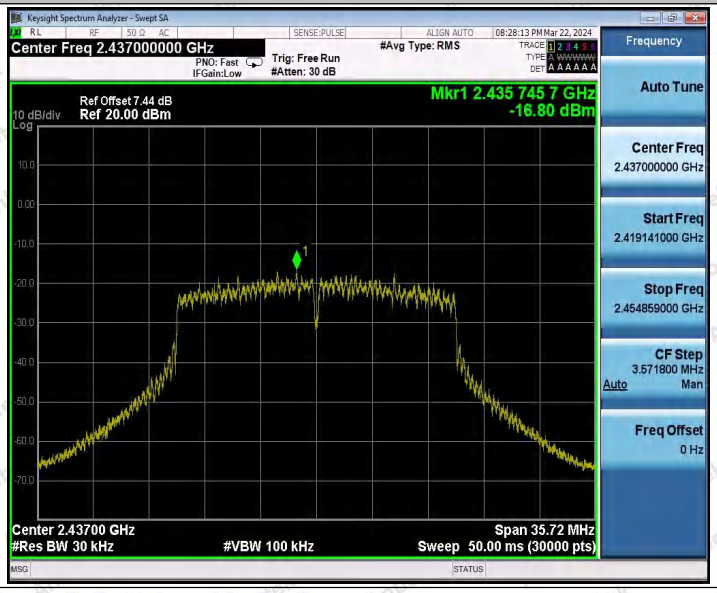

11N20SISO_Ant2_2437

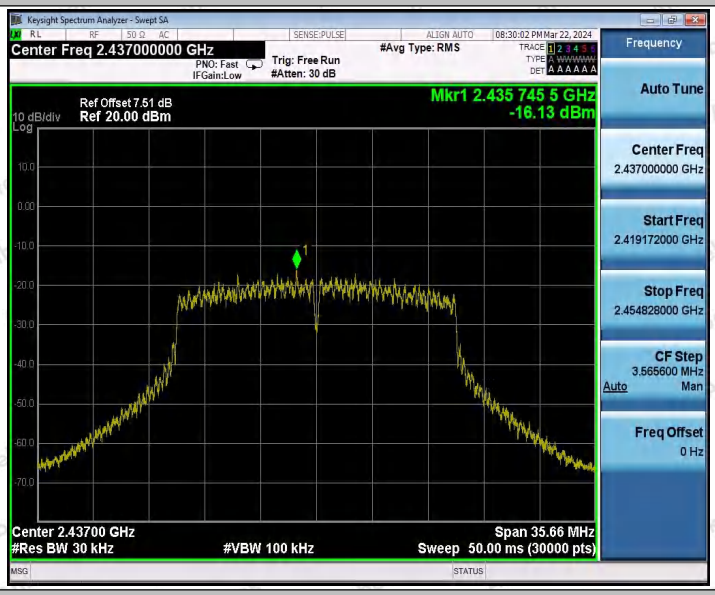

11N20SISO_Ant1_2462

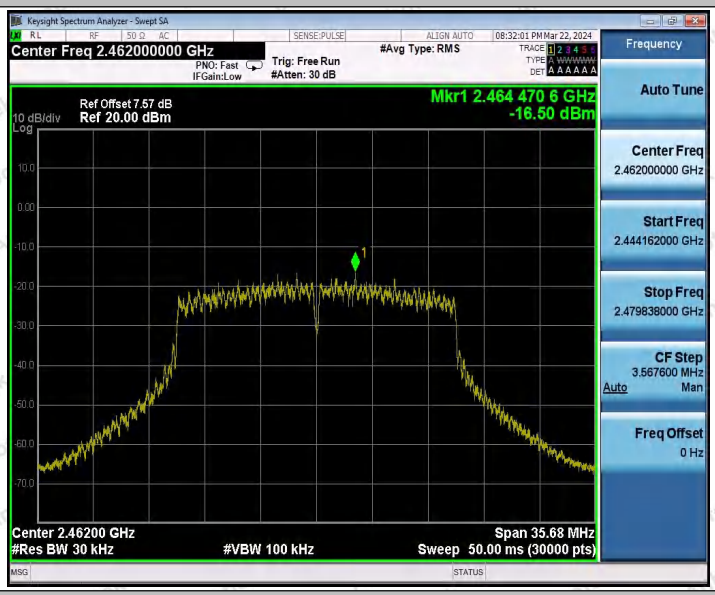

11N20SISO_Ant2_2462

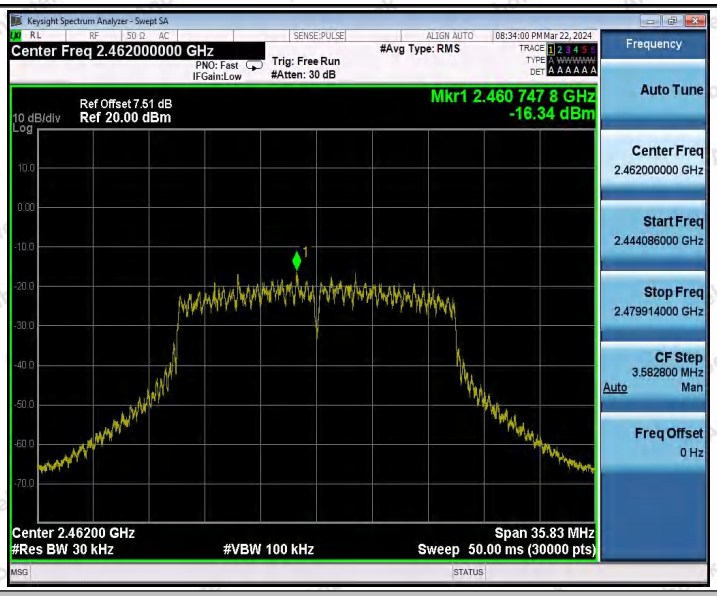

11N40SISO_Ant1_2422

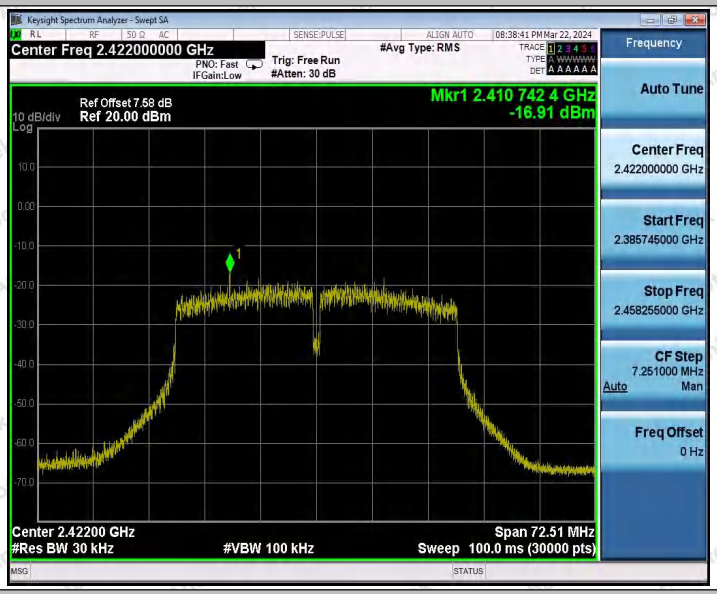

11N40SISO_Ant2_2422

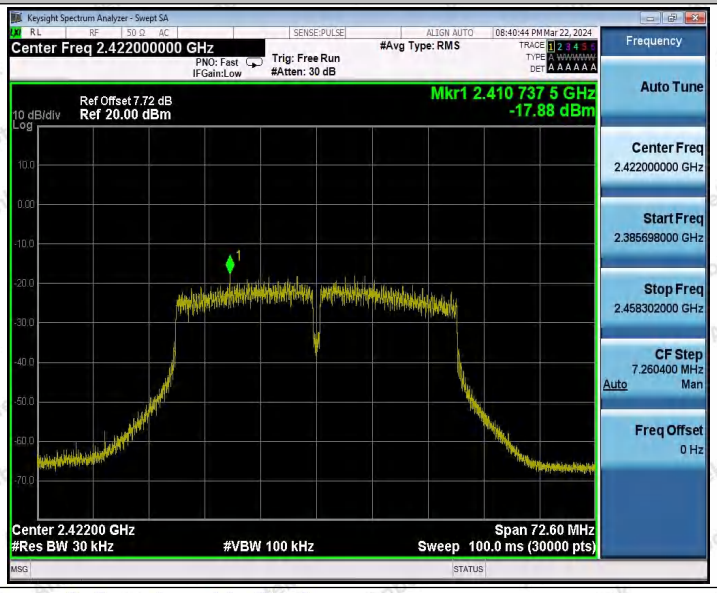

11N40SISO_Ant1_2437

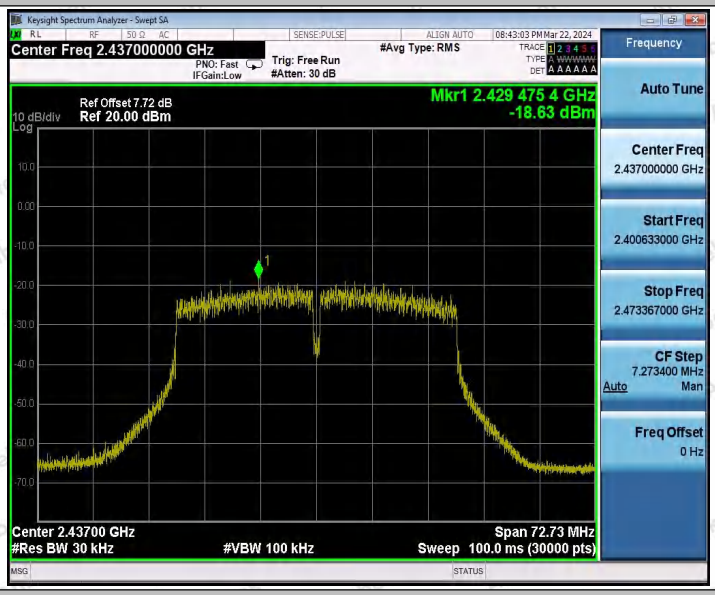

11N40SISO_Ant2_2437

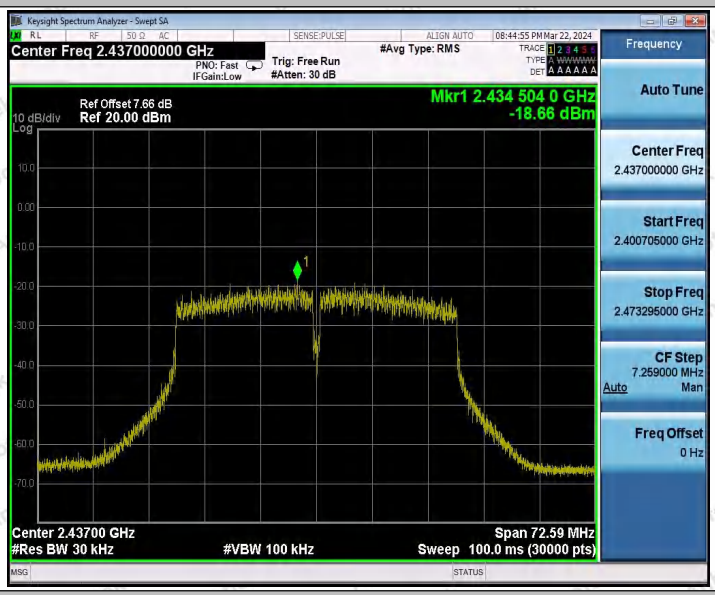

11N40SISO_Ant1_2452

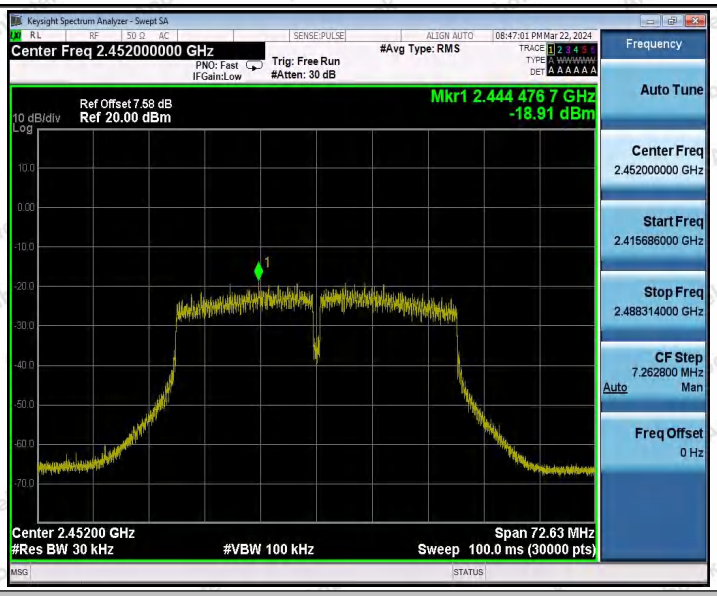

11N40SISO_Ant2_2452

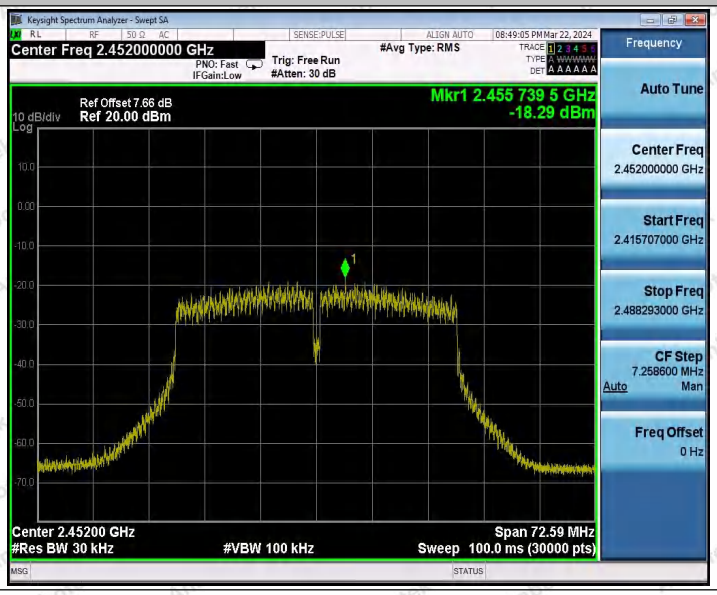

Appendix E: Conducted Band edge

Test Result

Test Mode	Antenna	ChName	Frequency[MHz]	RefLevel[dBm]	Result[dBm]	Limit[dBm]	Verdict
11B	Ant1	Low	2412	1.89	-45.65	≤-28.11	PASS
	Ant2	Low	2412	3.13	-43.55	≤-26.87	PASS
	Ant1	High	2462	-0.27	-48.38	≤-30.27	PASS
	Ant2	High	2462	1.50	-47.29	≤-28.50	PASS
11G	Ant1	Low	2412	-3.41	-37.65	≤-33.41	PASS
	Ant2	Low	2412	-3.47	-35.98	≤-33.47	PASS
	Ant1	High	2462	-4.46	-51.74	≤-34.46	PASS
	Ant2	High	2462	-3.59	-52.43	≤-33.59	PASS
11N20SISO	Ant1	Low	2412	-4.28	-37.29	≤-34.28	PASS
	Ant2	Low	2412	-4.16	-36.29	≤-34.16	PASS
	Ant1	High	2462	-5.26	-51.47	≤-35.26	PASS
	Ant2	High	2462	-4.74	-52.97	≤-34.74	PASS
11N40SISO	Ant1	Low	2422	-5.95	-38.90	≤-35.95	PASS
	Ant2	Low	2422	-6.04	-38.60	≤-36.04	PASS
	Ant1	High	2452	-6.73	-52.98	≤-36.73	PASS
	Ant2	High	2452	-6.71	-52.08	≤-36.71	PASS

Test Graphs

11B_Ant1_Low_2412

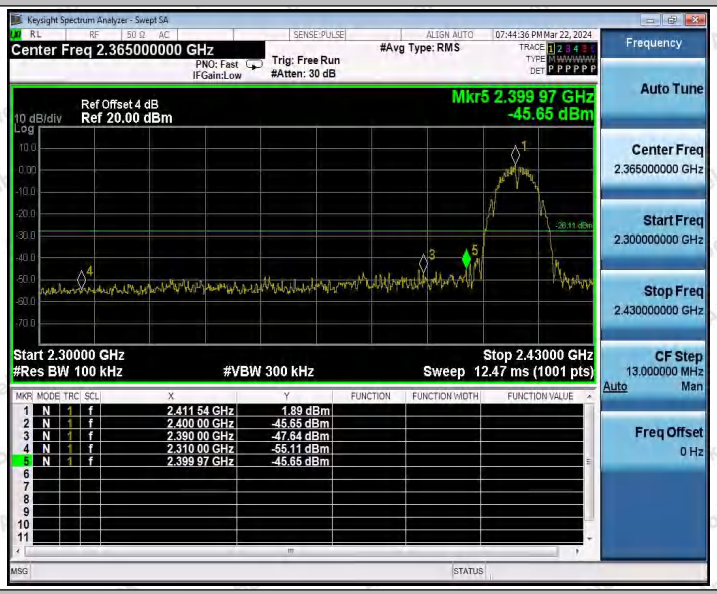

11B_Ant2_Low_2412

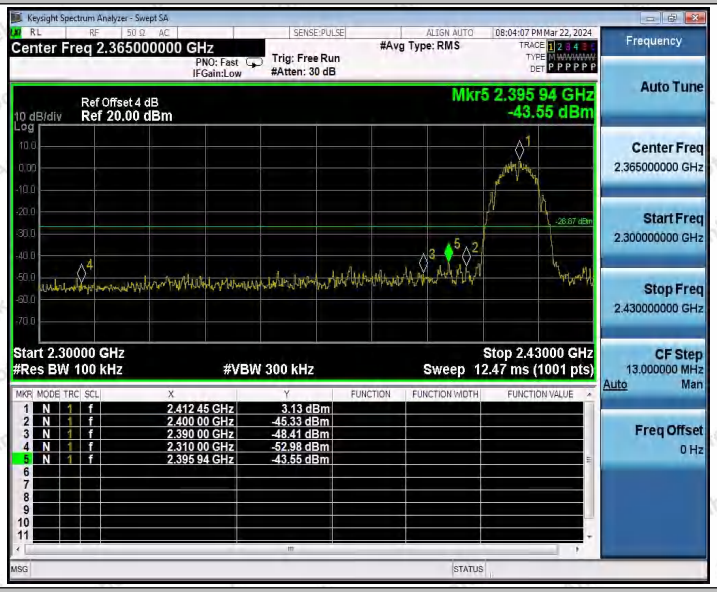

11B_Ant1_High_2462

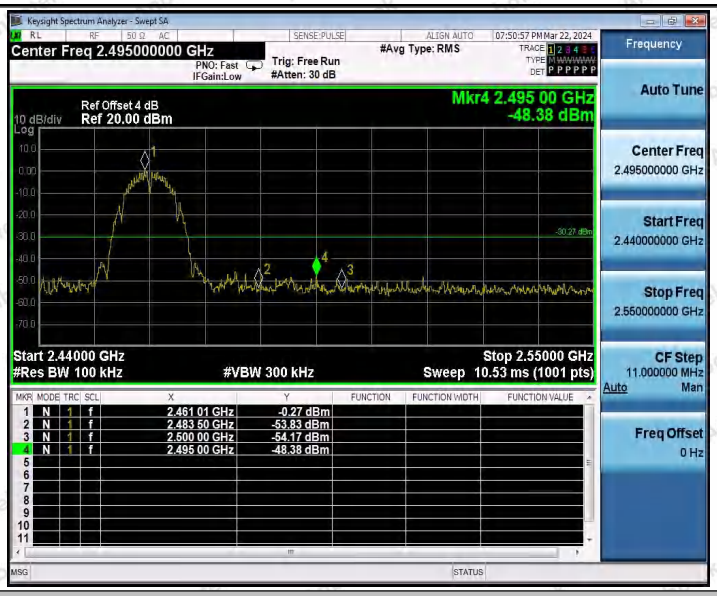

11B_Ant2_High_2462

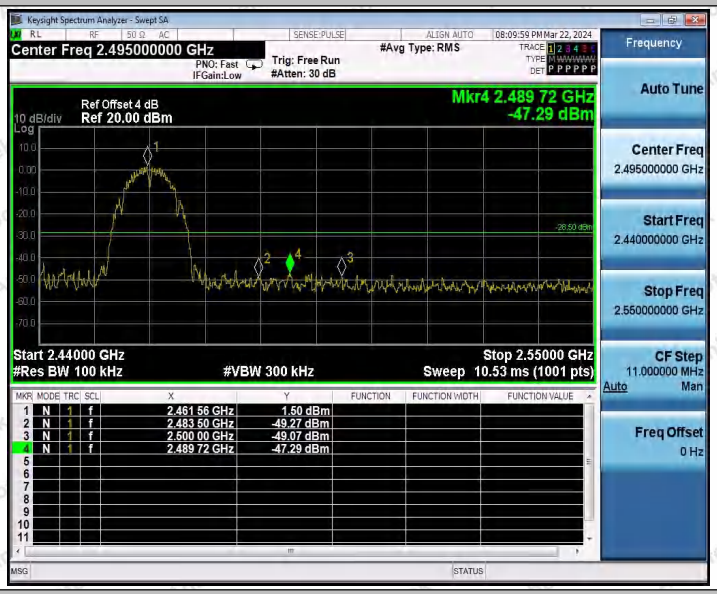

11G_Ant1_Low_2412

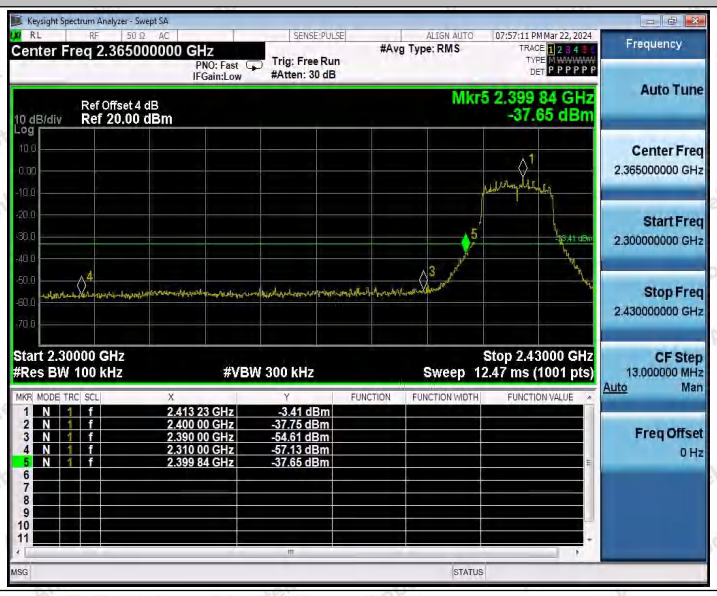

11G_Ant2_Low_2412

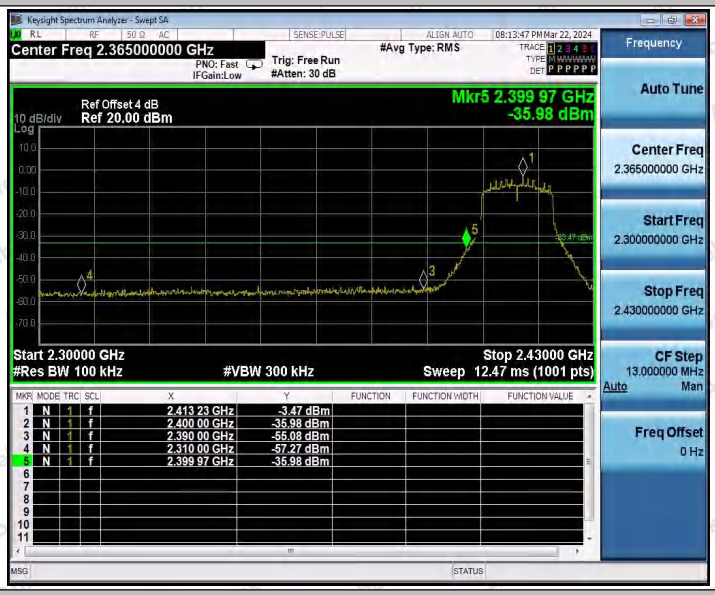

11G_Ant1_High_2462

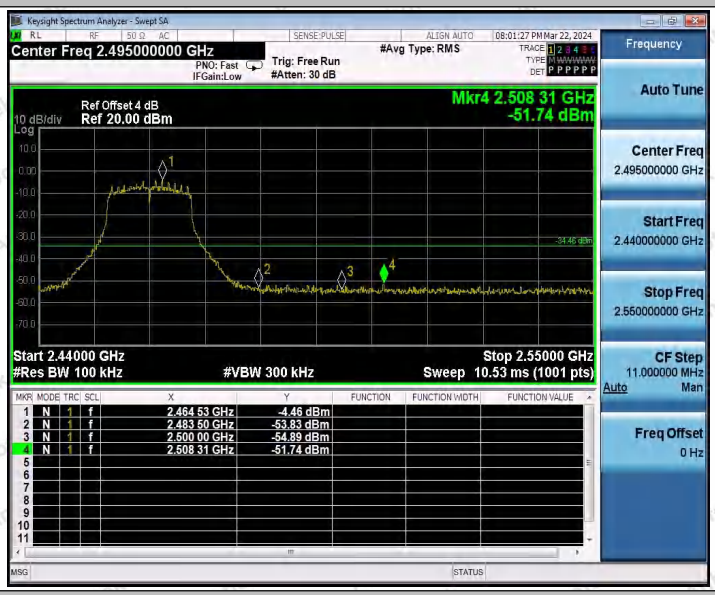

11G_Ant2_High_2462

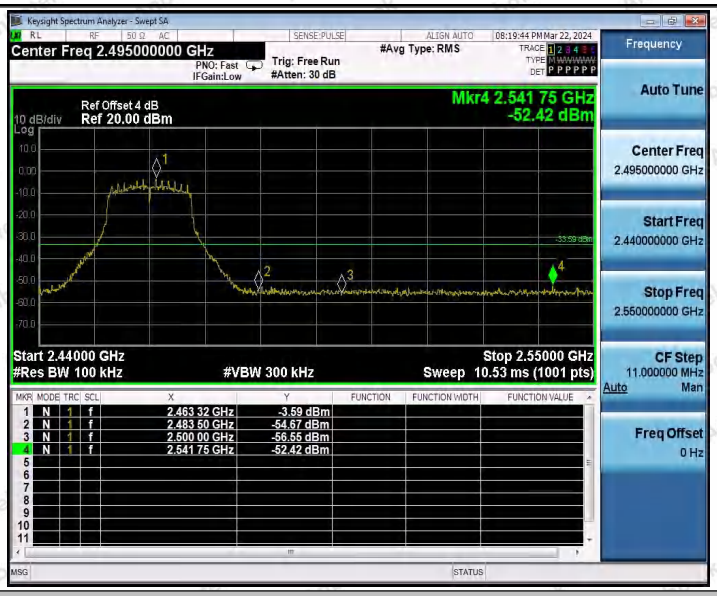

11N20SISO_Ant1_Low_2412

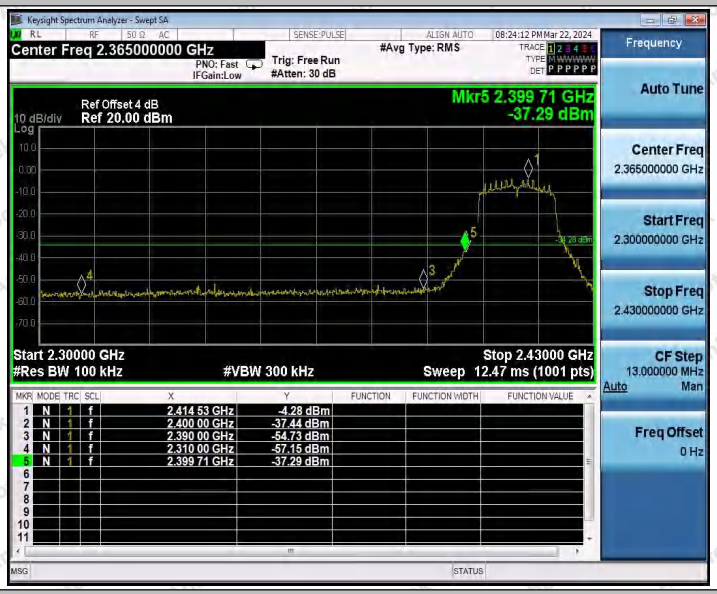

11N20SISO_Ant2_Low_2412

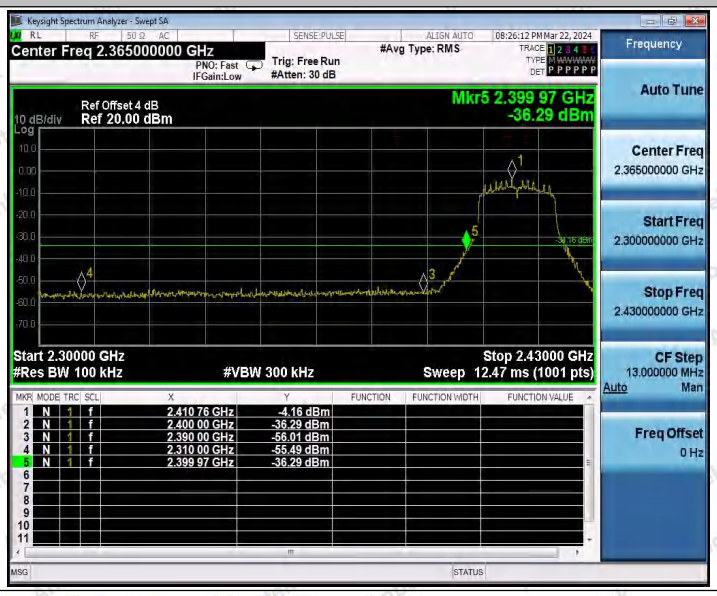

11N20SISO_Ant1_High_2462

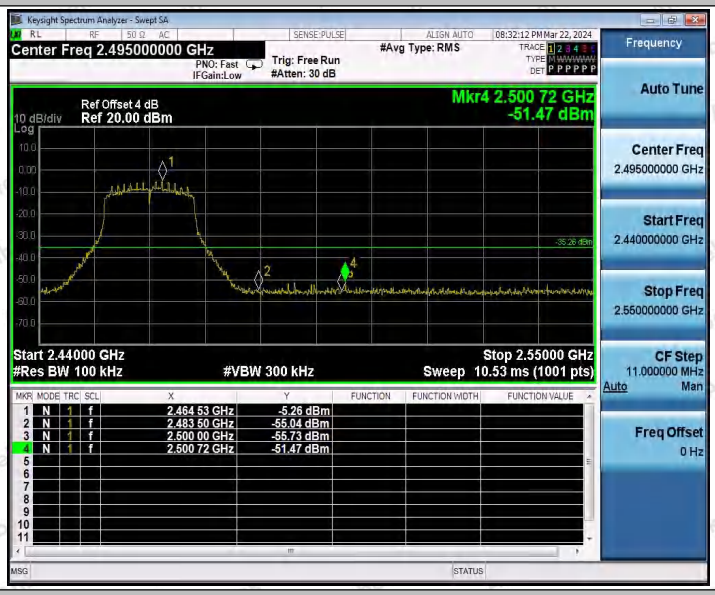

11N20SISO_Ant2_High_2462

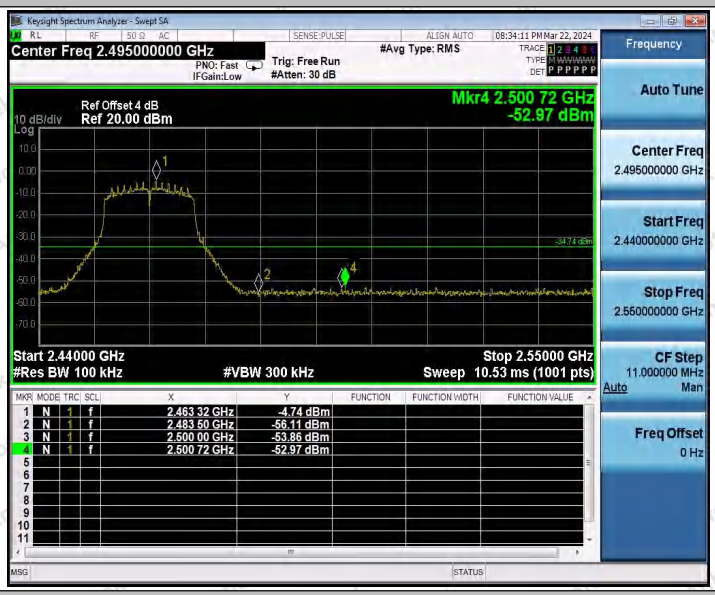

11N40SISO_Ant1_Low_2422