SAR Test Report

Report No.: AGC04536260102FH01

FCC ID	:	2BFGEJT-K9
APPLICATION PURPOSE	:	Original Equipment
PRODUCT DESIGNATION	:	4G LTE POC Radio
BRAND NAME	:	N/A
MODEL NAME	:	K9, K16, K9plus, JT-K9, JT-K16, JT-K9plus
APPLICANT	:	Jingtong (Quanzhou) Electronics Co., Ltd
DATE OF ISSUE	:	Mar. 18, 2026
STANDARD(S)	:	IEEE Std. 1528:2013 FCC 47 CFR Part 2§2.1093 IEEE Std C95.1 ™-2019
REPORT VERSION	:	V1.0

Attestation of Global Compliance(Shenzhen) Co., Ltd.

Any report having not been signed by authorized approver, or having been altered without authorization, or having not been stamped by the "Dedicated Testing/Inspection Stamp" is deemed to be invalid. Copying or excerpting portion of, or altering the content of the report is not permitted without the written authorization of AGC. The test results presented in the report apply only to the tested sample. Any objections to report issued by AGC should be submitted to AGC within 15days after the issuance of the test report. Further enquiry of validity or verification of the test report should be addressed to AGC by agc01@agccert.com.

Report Revise Record

Report Version	Revise Time	Issued Date	Valid Version	Notes
V1.0	/	Mar. 18, 2026	Valid	Initial Release

Any report having not been signed by authorized approver, or having been altered without authorization, or having not been stamped by the "Dedicated Testing/Inspection Stamp" is deemed to be invalid. Copying or excerpting portion of, or altering the content of the report is not permitted without the written authorization of AGC. The test results presented in the report apply only to the tested sample. Any objections to report issued by AGC should be submitted to AGC within 15days after the issuance of the test report. Further enquiry of validity or verification of the test report should be addressed to AGC by agc01@agccert.com.

Test Report

Applicant Name	Jingtong (Quanzhou) Electronics Co., Ltd
Applicant Address	No.288, Si Huang industry zone, Xiamei Town, Nan An, Quanzhou, Fujian, China
Manufacturer Name	Jingtong (Quanzhou) Electronics Co., Ltd
Manufacturer Address	No.288, Si Huang industry zone, Xiamei Town, Nan An, Quanzhou, Fujian, China
Factory Name	Jingtong (Quanzhou) Electronics Co., Ltd
Factory Address	No.288, Si Huang industry zone, Xiamei Town, Nan An, Quanzhou, Fujian, China
Product Designation	4G LTE POC Radio
Brand Name	N/A
Model Name	K9
Series Model	K16, K9plus, JT-K9, JT-K16, JT-K9plus
Declaration Difference	All the same except for model name and front shell style design different
EUT Voltage	DC 3.7V by battery
Applicable Standard	IEEE Std. 1528:2013 FCC 47 CFR Part 2§2.1093 IEEE Std C95.1 ™-2019
Date of receipt of test item	Jan. 04, 2026
Test Date	Jan. 12, 2026 to Jan. 20, 2026
Report Template	AGCRT-US-4G/SAR (2021-04-20)

Note: The results of testing in this report apply to the product/system which was tested only.

Prepared By	Bibo Zhang (Project Engineer)	Mar. 18, 2026
Reviewed By	Jack Gui (Reviewer)	Mar. 18, 2026
Approved By	Angela Li (Authorized Officer)	Mar. 18, 2026

Any report having not been signed by authorized approver, or having been altered without authorization, or having not been stamped by the "Dedicated Testing/Inspection Stamp" is deemed to be invalid. Copying or excerpting portion of, or altering the content of the report is not permitted without the written authorization of AGC. The test results presented in the report apply only to the tested sample. Any objections to report issued by AGC should be submitted to AGC within 15days after the issuance of the test report. Further enquiry of validity or verification of the test report should be addressed to AGC by agc01@agccert.com.

TABLE OF CONTENTS

1. SUMMARY OF MAXIMUM SAR VALUE 5

2. GENERAL INFORMATION 6

2.1. EUT DESCRIPTION 6

3. SAR MEASUREMENT SYSTEM 8

3.1. THE SATIMO SYSTEM USED FOR PERFORMING COMPLIANCE TESTS CONSISTS OF FOLLOWING ITEMS 8
3.2. COMOSAR E-FIELD PROBE 9
3.3. ROBOT 9
3.4. VIDEO POSITIONING SYSTEM 10
3.5. DEVICE HOLDER 10
3.6. SAM TWIN PHANTOM 11

4. SAR MEASUREMENT PROCEDURE 12

4.1. SPECIFIC ABSORPTION RATE (SAR) 12
4.2. SAR MEASUREMENT PROCEDURE 13
4.3. RF EXPOSURE CONDITIONS 15

5. TISSUE SIMULATING LIQUID 16

5.1. THE COMPOSITION OF THE TISSUE SIMULATING LIQUID 16
5.2. TISSUE DIELECTRIC PARAMETERS FOR HEAD AND BODY PHANTOMS 17
5.3. TISSUE CALIBRATION RESULT 18

6. SAR SYSTEM CHECK PROCEDURE 20

6.1. SAR SYSTEM CHECK PROCEDURES 20
6.2. SAR SYSTEM CHECK 21

7. EUT TEST POSITION 23

7.1. BODY WORN POSITION 23

8. SAR EXPOSURE LIMITS 24

9. TEST FACILITY 25

10. TEST EQUIPMENT LIST 26

11. MEASUREMENT UNCERTAINTY 27

12. CONDUCTED POWER MEASUREMENT 30

13. TEST RESULTS 78

13.1. SAR TEST RESULTS SUMMARY 78

APPENDIX A. SAR SYSTEM CHECK DATA 89

APPENDIX B. SAR MEASUREMENT DATA 101

APPENDIX C. TEST SETUP PHOTOGRAPHS 149

APPENDIX D. CALIBRATION DATA 151

Any report having not been signed by authorized approver, or having been altered without authorization, or having not been stamped by the "Dedicated Testing/Inspection Stamp" is deemed to be invalid. Copying or excerpting portion of, or altering the content of the report is not permitted without the written authorization of AGC. The test results presented in the report apply only to the tested sample. Any objections to report issued by AGC should be submitted to AGC within 15days after the issuance of the test report. Further enquiry of validity or verification of the test report should be addressed to AGC by agc01@agccert.com.

1. SUMMARY OF MAXIMUM SAR VALUE

The maximum results of Specific Absorption Rate (SAR) found during testing for EUT are as follows:

Frequency Band	Highest Reported 1g-SAR(W/kg)		SAR Test Limit (W/kg)
	Face Up (with 25mm separation)	Back Touch +Belt Clip + headset (with 0mm separation)	
LTE Band 2	0.448	0.469	1.6
LTE Band 4	0.379	0.524	
LTE Band 5	0.181	0.291	
LTE Band 7	0.211	0.788	
LTE Band 12	0.315	0.496	
LTE Band 13	0.428	0.635	
LTE Band 17	0.210	0.324	
LTE Band 38	0.084	0.356	
LTE Band 40-Lower Side	0.070	0.151	
LTE Band 40- Upper Side	0.052	0.120	
LTE Band 41	0.092	0.260	
LTE Band 66	0.294	0.182	
WIFI-Estimated SAR	0.066	0.332	
BT-Estimated SAR	0.011	0.059	
Simultaneous Reported SAR	1.120		
SAR Test Result	PASS		

This device is compliance with Specific Absorption Rate (SAR) for general population/uncontrolled exposure limits (1.6W/kg) specified in IEEE Std. 1528:2013; FCC 47CFR § 2.1093; IEEE/ANSI C95.1:2019 and the following specific FCC Test Procedures:

- KDB 447498 D01 General RF Exposure Guidance v06
- KDB 648474 D04 Handset SAR v01r03
- KDB 865664 D01 SAR Measurement 100MHz to 6GHz v01r04
- KDB 941225 D05 SAR for LTE Devices v02r05
- KDB 248227 D01 802 11 Wi-Fi SAR v02r02
- KDB 643646 D01 SAR Test for PTT Radios v01r03

Any report having not been signed by authorized approver, or having been altered without authorization, or having not been stamped by the "Dedicated Testing/Inspection Stamp" is deemed to be invalid. Copying or excerpting portion of, or altering the content of the report is not permitted without the written authorization of AGC. The test results presented in the report apply only to the tested sample. Any objections to report issued by AGC should be submitted to AGC within 15days after the issuance of the test report. Further enquiry of validity or verification of the test report should be addressed to AGC by agc01@agccert.com.

2. GENERAL INFORMATION

2.1. EUT Description

General Information	
Product Designation	4G LTE POC Radio
Test Model	K9
Hardware Version	V2.1
Software Version	V1.0
Device Category	Portable
RF Exposure Environment	Uncontrolled
Antenna Type	Internal
LTE	
Support Band	☒FDD Band 2 ☒FDD Band 4 ☒FDD Band 5 ☒FDD Band 7 ☒FDD Band 12 ☒FDD Band 13 ☒FDD Band 17 ☒TDD Band 38 ☒TDD Band 40 ☒TDD Band 41 ☒FDD Band 66 (U.S. Bands)
TX Frequency Range	Band 2:1850-1910MHz; Band 4:1710-1755MHz;Band 5:824-849MHz; Band 7:2500-2570MHz; Band 12:699-716MHz; Band 13: 777-787MHz; Band 17: 704-716MHz; Band 38: 2570-2620 MHz; Band 40:2305-2315&2350-2360MHz;Band 41:2496-2690MHz; Band 66:1710-1780MHz;
RX Frequency Range	Band 2:1930-1990MHz; Band 4:2110-2155MHz; Band 5:869-894MHz; Band 7:2620-2690MHz; Band 12: 729-746 MHz; Band 13: 746-756MHz; Band 17: 734-746 MHz; Band 38: 2570-2620 MHz; Band 40:2305-2315&2350-2360MHz;Band 41:2496-2690MHz; Band 66:2110-2200MHz;
Type of modulation	QPSK, 16QAM
Antenna Gain	Band 2:2dBi, Band 4:2dBi, Band 5:2dBi, Band 7:2dBi, Band 12:2dBi, Band 13:2dBi, Band 17:2dBi, Band 38:2dBi, Band40:2dBi, Band 41:2dBi, Band 66:2dBi,
Max. Average Power	Band 2: 23.15dBm; Band 4: 23.02dBm; Band 5: 23.28dBm; Band 7:23.53dBm; Band 12: 24.16dBm; Band 13: 23.31dBm;Band 17: 23.59dBm; Band 38: 23.90dBm; LTE-Band 40(Lower Side): 22.72dBm;LTE-Band 40 (Upper Side): 22.44dBm; Band 41: 23.75dBm; Band 66: 22.63dBm;
Bluetooth	
Bluetooth Version	☐V2.0 ☐V2.1 ☐V2.1+EDR ☐V3.0 ☐V3.0+HS ☒V5.0
Operation Frequency	2402~2480MHz
Type of modulation	☒GFSK ☒Π/4-DQPSK ☒8-DPSK BLE ☒GFSK 1Mbps ☒GFSK 2Mbps
Peak Power	BR&EDR: 1.429dBm; BLE: 0.208dBm
Antenna Gain	2.18dBi
WIFI	
WIFI Specification	☐802.11a ☒802.11b ☒802.11g ☒802.11n(20) ☒802.11n(40) ☒802.11ax(20) ☒802.11ax(40)
Operation Frequency	2412~2462MHz
Avg. Burst Power	11b: 8.85dBm,11g:8.73dBm,11n(20):8.14dBm,11n(40):7.86dBm; 11n(20):7.73dBm,11n(40):7.96dBm
Antenna Gain	2.18dBi

Any report having not been signed by authorized approver, or having been altered without authorization, or having not been stamped by the "Dedicated Testing/Inspection Stamp" is deemed to be invalid. Copying or excerpting portion of, or altering the content of the report is not permitted without the written authorization of AGC. The test results presented in the report apply only to the tested sample. Any objections to report issued by AGC should be submitted to AGC within 15days after the issuance of the test report. Further enquiry of validity or verification of the test report should be addressed to AGC by agc01@agccert.com.

Accessories	
Battery	Brand name: N/A Model No. : K9 Voltage and Capacitance: 3.7 V & 5200mAh
Earphone	Brand name: N/A Model No. : N/A

Note: 1.CMU200 can measure the average power and Peak power at the same time
2.The sample used for testing is end product.
3. The test sample has no any deviation to the test method of standard mentioned in page 1.

Product	Type	
	☒ Production unit	☐ Identical Prototype

Any report having not been signed by authorized approver, or having been altered without authorization, or having not been stamped by the "Dedicated Testing/Inspection Stamp" is deemed to be invalid. Copying or excerpting portion of, or altering the content of the report is not permitted without the written authorization of AGC. The test results presented in the report apply only to the tested sample. Any objections to report issued by AGC should be submitted to AGC within 15days after the issuance of the test report. Further enquiry of validity or verification of the test report should be addressed to AGC by agc01@agccert.com.

3. SAR MEASUREMENT SYSTEM

3.1. The SATIMO system used for performing compliance tests consists of following items

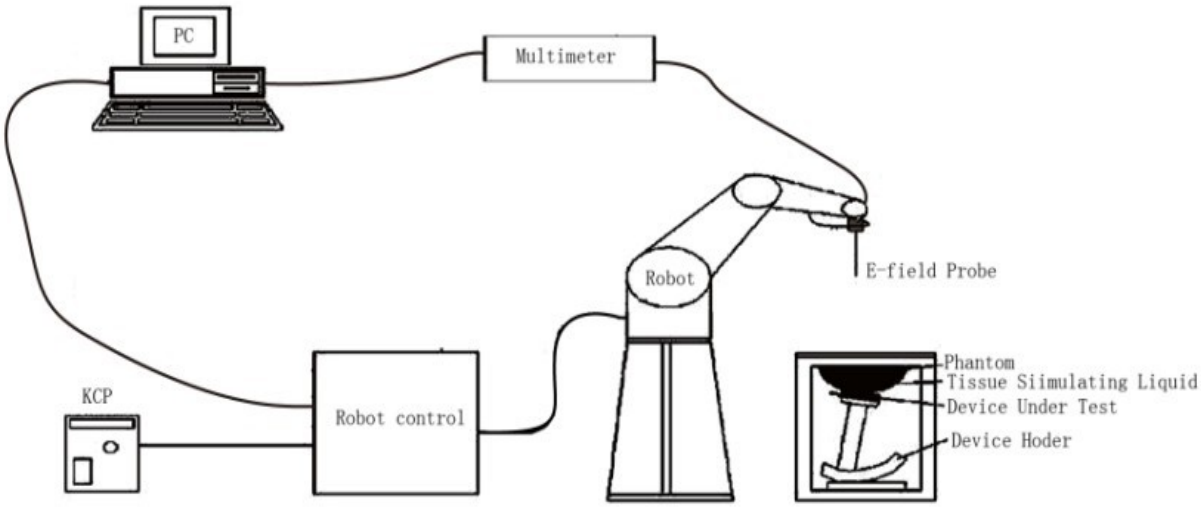

The COMOSAR system for performing compliance tests consists of the following items:

- The PC. It controls most of the bench devices and stores measurement data.A computer running WinXP and the Opensar software.
- The E-Field probe. The probe is a 3-axis system made of 3 distinct dipoles. Each dipole returns a voltage in function of the ambient electric field.
- The Keithley multimeter measures each probe dipole voltages.
- The SAM phantom simulates a human head. The measurement of the electric field is made inside the phantom.
- The liquids simulate the dielectric properties of the human head tissues.
- The network emulator controls the mobile phone under test.
- The validation dipoles are used to measure a reference SAR. They are used to periodically check the bench to make sure that there is no drift of the system characteristics over time.
- The phantom, the device holder and other accessories according to the targeted measurement.

Any report having not been signed by authorized approver, or having been altered without authorization, or having not been stamped by the "Dedicated Testing/Inspection Stamp" is deemed to be invalid. Copying or excerpting portion of, or altering the content of the report is not permitted without the written authorization of AGC. The test results presented in the report apply only to the tested sample. Any objections to report issued by AGC should be submitted to AGC within 15days after the issuance of the test report. Further enquiry of validity or verification of the test report should be addressed to AGC by agc01@agccert.com.

3.2. COMOSAR E-Field Probe

The SAR measurement is conducted with the dosimetric probe manufactured by SATIMO. The probe is specially designed and calibrated for use in liquid with high permittivity. The dosimetric probe has special calibration in liquid at different frequency. SATIMO conducts the probe calibration in compliance with international and national standards (e.g. IEEE 1528 and relevant KDB files.) The calibration data are in Appendix D.

Isotropic E-Field Probe Specification

Model	SSE2	
Manufacture	MVG	
Identification No.	2023-EPGO-414	
Frequency	0.15GHz-7.5GHz Linearity:±0.10dB(0.15GHz-7.5GHz)	
Dynamic Range	0.01W/kg-100W/kg Linearity:±0.10dB	
Dimensions	Overall length:330mm Length of individual dipoles:2mm Maximum external diameter:8mm Probe Tip external diameter:2.5mm Distance between dipoles/ probe extremity:1mm	
Application	High precision dosimetric measurements in any exposure scenario (e.g., very strong gradient fields). Only probe which enables compliance testing for frequencies up to 6 GHz with precisin of better 30%.	

3.3. Robot

The COMOSAR system uses the KUKA robot from SATIMO SA (France).For the 6-axis controller COMOSAR system, the KUKA robot controller version from SATIMO is used. The XL robot series have many features that are important for our application: □ High precision (repeatability 0.02 mm) □ High reliability (industrial design) □ Jerk-free straight movements □ Low ELF interference (the closed metallic construction shields against motor control fields) □ 6-axis controller	

Any report having not been signed by authorized approver, or having been altered without authorization, or having not been stamped by the "Dedicated Testing/Inspection Stamp" is deemed to be invalid. Copying or excerpting portion of, or altering the content of the report is not permitted without the written authorization of AGC. The test results presented in the report apply only to the tested sample. Any objections to report issued by AGC should be submitted to AGC within 15days after the issuance of the test report. Further enquiry of validity or verification of the test report should be addressed to AGC by agc01@agccert.com.

3.4. Video Positioning System

The video positioning system is used in OpenSAR to check the probe. Which is composed of a camera, LED, mirror and mechanical parts.The camera is piloted by the main computer with firewire link. During the process, the actual position of the probe tip with respect to the robot arm is measured, as well as the probe length and the horizontal probe offset. The software then corrects all movements, such that the robot coordinates are valid for the probe tip. The repeatability of this process is better than 0.1 mm. If a position has been taught with an aligned probe, the same position will be reached with another aligned probe within 0.1 mm, even if the other probe has different dimensions. During probe rotations, the probe tip will keep its actual position.	

3.5. Device Holder

The COMOSAR device holder is designed to cope with different positions given in the standard. It has two scales for the device rotation (with respect to the body axis) and the device inclination (with respect to the line between the ear reference points). The rotation center for both scales is the ear reference point (EPR). Thus the device needs no repositioning when changing the angles. The COMOSAR device holder has been made out of low-loss POM material having the following dielectric parameters: relative permittivity εr =3 and loss tangent δ = 0.02. The amount of dielectric material has been reduced in the closest vicinity of the device, since measurements have suggested that the influence of the clamp on the test results could thus be lowered.	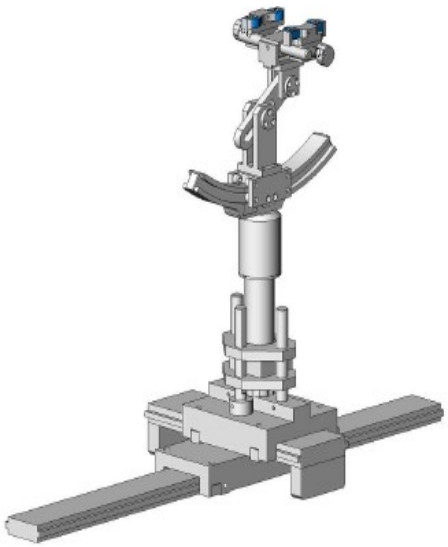

Any report having not been signed by authorized approver, or having been altered without authorization, or having not been stamped by the "Dedicated Testing/Inspection Stamp" is deemed to be invalid. Copying or excerpting portion of, or altering the content of the report is not permitted without the written authorization of AGC. The test results presented in the report apply only to the tested sample. Any objections to report issued by AGC should be submitted to AGC within 15days after the issuance of the test report. Further enquiry of validity or verification of the test report should be addressed to AGC by agc01@agccert.com.

3.6. SAM Twin Phantom

The SAM twin phantom is a fiberglass shell phantom with 2mm shell thickness (except the ear region where shell thickness increases to 6mm). It has three measurement areas: □ Left head □ Right head □ Flat phantom	

The bottom plate contains three pair of bolts for locking the device holder. The device holder positions are adjusted to the standard measurement positions in the three sections. A white cover is provided to tap the phantom during off-periods to prevent water evaporation and changes in the liquid parameters. On the phantom top, three reference markers are provided to identify the phantom position with respect to the robot.

Any report having not been signed by authorized approver, or having been altered without authorization, or having not been stamped by the "Dedicated Testing/Inspection Stamp" is deemed to be invalid. Copying or excerpting portion of, or altering the content of the report is not permitted without the written authorization of AGC. The test results presented in the report apply only to the tested sample. Any objections to report issued by AGC should be submitted to AGC within 15days after the issuance of the test report. Further enquiry of validity or verification of the test report should be addressed to AGC by agc01@agccert.com.

4. SAR MEASUREMENT PROCEDURE

4.1. Specific Absorption Rate (SAR)

SAR is related to the rate at which energy is absorbed per unit mass in object exposed to a radio field. The SAR distribution in a biological body is complicated and is usually carried out by experimental techniques or numerical modeling. The standard recommends limits for two tiers of groups, occupational/controlled and occupational/uncontrolled, based on a person's awareness and ability to exercise control over his or her exposure. In general, occupational/controlled exposure limits are higher than the limits for general population/uncontrolled.

The SAR definition is the time derivative (rate) of the incremental energy (dW) absorbed by (dissipated in) an incremental mass (dm) contained in a volume element(dv) of given mass density (ρ). The equation description is as below:

$$\mathrm{SAR} = \frac{\mathrm{d}}{\mathrm{d}t}\left(\frac{\mathrm{d}W}{\mathrm{d}m}\right) = \frac{\mathrm{d}}{\mathrm{d}t}\left(\frac{\mathrm{d}W}{\rho \mathrm{d}V}\right)$$

SAR is expressed in units of Watts per kilogram (W/kg)
SAR can be obtained using either of the following equations:

$$\mathrm{SAR} = \frac{\sigma E^2}{\rho}$$

$$\mathrm{SAR} = c_h \left.\frac{\mathrm{d}T}{\mathrm{d}t}\right|_{t=0}$$

Where

SAR	is the specific absorption rate in watts per kilogram;
E	is the r.m.s. value of the electric field strength in the tissue in volts per meter;
σ	is the conductivity of the tissue in siemens per metre;
ρ	is the density of the tissue in kilograms per cubic metre;
c_h	is the heat capacity of the tissue in joules per kilogram and Kelvin;
$\frac{\mathrm{dT}}{\mathrm{dt}} \mid \mathrm{t} = 0$	is the initial time derivative of temperature in the tissue in kelvins per second

Any report having not been signed by authorized approver, or having been altered without authorization, or having not been stamped by the "Dedicated Testing/Inspection Stamp" is deemed to be invalid. Copying or excerpting portion of, or altering the content of the report is not permitted without the written authorization of AGC. The test results presented in the report apply only to the tested sample. Any objections to report issued by AGC should be submitted to AGC within 15days after the issuance of the test report. Further enquiry of validity or verification of the test report should be addressed to AGC by agc01@agccert.com.

4.2. SAR Measurement Procedure

Step 1: Power Reference Measurement

The Power Reference Measurement and Power Drift Measurement are for monitoring the power drift of the device under test in the batch process. The minimum distance of probe sensors to surface is 2.7mm This distance cannot be smaller than the distance os sensor calibration points to probe tip as `defined in the probe properties,

Step 2: Area Scan

The Area Scan is used as a fast scan in two dimensions to find the area of high field values, before doing a fine measurement around the hot spot. The sophisticated interpolation routines implemented in SATIMO software can find the maximum locations even in relatively coarse grids. When an Area Scan has measured all reachable points, it computes the field maximal found in the scanned area, within a range of the global maximum. The range (in db) is specified in the standards for compliance testing. For example, a 2db range is required in IEEE Standard 1528 standards, whereby 3db is a requirement when compliance is assessed in accordance with the ARIB standard (Japan) If one Zoom Scan follows the Area Scan, then only the absolute maximum will be taken as reference. For cases where multiple maximum are detected, the number of Zoom Scan has to be increased accordingly.

Area Scan Parameters extracted from KDB 865664 D01 SAR Measurement 100MHz to 6GHz

	≤ 3 GHz	> 3 GHz
Maximum distance from closest measurement point (geometric center of probe sensors) to phantom surface	5 ± 1 mm	½·δ·ln(2) ± 0.5 mm
Maximum probe angle from probe axis to phantom surface normal at the measurement location	30° ± 1°	20° ± 1°
Maximum area scan spatial resolution: Δx_{Area}, Δy_{Area}	≤ 2 GHz: ≤ 15 mm 2 – 3 GHz: ≤ 12 mm	3 – 4 GHz: ≤ 12 mm 4 – 6 GHz: ≤ 10 mm
	When the x or y dimension of the test device, in the measurement plane orientation, is smaller than the above, the measurement resolution must be ≤ the corresponding x or y dimension of the test device with at least one measurement point on the test device.	

Step 3: Zoom Scan

Zoom Scan are used to assess the peak spatial SAR value within a cubic average volume containing 1g abd 10g of simulated tissue. The Zoom Scan measures points(refer to table below) within a cube whose base faces are centered on the maxima found in a preceding area scan job within the same procedure. When the measurement is done, the Zoom Scan evaluates the averaged SAR for 1g and 10g and displays these values next to the job's label.

Any report having not been signed by authorized approver, or having been altered without authorization, or having not been stamped by the "Dedicated Testing/Inspection Stamp" is deemed to be invalid. Copying or excerpting portion of, or altering the content of the report is not permitted without the written authorization of AGC. The test results presented in the report apply only to the tested sample. Any objections to report issued by AGC should be submitted to AGC within 15days after the issuance of the test report. Further enquiry of validity or verification of the test report should be addressed to AGC by agc01@agccert.com.

Zoom Scan Parameters extracted from KDB865664 d01 SAR Measurement 100MHz to 6GHz

Maximum zoom scan spatial resolution: Δx_{Zoom}, Δy_{Zoom}			≤ 2 GHz: ≤ 8 mm 2 – 3 GHz: ≤ 5 mm*	3 – 4 GHz: ≤ 5 mm* 4 – 6 GHz: ≤ 4 mm*
Maximum zoom scan spatial resolution, normal to phantom surface	uniform grid: $\Delta z_{Zoom}(n)$		≤ 5 mm	3 – 4 GHz: ≤ 4 mm 4 – 5 GHz: ≤ 3 mm 5 – 6 GHz: ≤ 2 mm
	graded grid	$\Delta z_{Zoom}(1)$: between 1st two points closest to phantom surface	≤ 4 mm	3 – 4 GHz: ≤ 3 mm 4 – 5 GHz: ≤ 2.5 mm 5 – 6 GHz: ≤ 2 mm
		$\Delta z_{Zoom}(n>1)$: between subsequent points	$\leq 1.5 \cdot \Delta z_{Zoom}(n-1)$	
Minimum zoom scan volume	x, y, z		≥ 30 mm	3 – 4 GHz: ≥ 28 mm 4 – 5 GHz: ≥ 25 mm 5 – 6 GHz: ≥ 22 mm

Note: δ is the penetration depth of a plane-wave at normal incidence to the tissue medium; see draft standard IEEE P1528-2011 for details.

* When zoom scan is required and the *reported* SAR from the *area scan based 1-g SAR estimation* procedures of KDB 447498 is ≤ 1.4 W/kg, ≤ 8 mm, ≤ 7 mm and ≤ 5 mm zoom scan resolution may be applied, respectively, for 2 GHz to 3 GHz, 3 GHz to 4 GHz and 4 GHz to 6 GHz.

Step 4: Power Drift Measurement

The Power Drift Measurement measures the field at the same location as the most recent power reference measurement within the same procedure, and with the same settings. The Power Drift Measurement gives the field difference in dB from the reading conducted within the same settings. This allows a user to monitor the power drift of the device under test within a batch process. The measurement procedure is the same as Step 1.

Any report having not been signed by authorized approver, or having been altered without authorization, or having not been stamped by the "Dedicated Testing/Inspection Stamp" is deemed to be invalid. Copying or excerpting portion of, or altering the content of the report is not permitted without the written authorization of AGC. The test results presented in the report apply only to the tested sample. Any objections to report issued by AGC should be submitted to AGC within 15days after the issuance of the test report. Further enquiry of validity or verification of the test report should be addressed to AGC by agc01@agccert.com.

4.3. RF Exposure Conditions

Test Configuration and setting:

The EUT only supports LTE.

The EUT is a model of 4G LTE POC Radio. It supports LTE, BT and WIFI mode.

For WWAN SAR testing, the device was controlled by using a base station emulator. Communication between the device and the emulator were established by air link. The distance between the EUT and the antenna is larger than 50cm, and the output power radiated from the emulator antenna is at least 30db smaller than the output power of EUT.

For WLAN testing, the EUT is configured with the WLAN continuous TX tool through engineering command.

Antenna Location: (the back view)

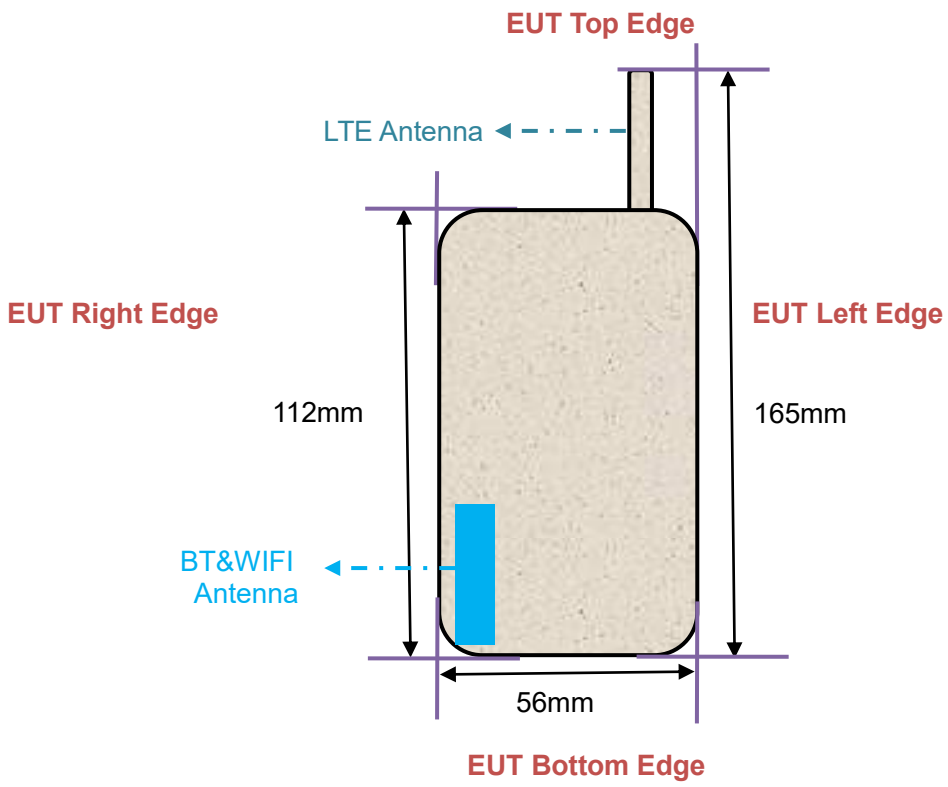

Any report having not been signed by authorized approver, or having been altered without authorization, or having not been stamped by the "Dedicated Testing/Inspection Stamp" is deemed to be invalid. Copying or excerpting portion of, or altering the content of the report is not permitted without the written authorization of AGC. The test results presented in the report apply only to the tested sample. Any objections to report issued by AGC should be submitted to AGC within 15days after the issuance of the test report. Further enquiry of validity or verification of the test report should be addressed to AGC by agc01@agccert.com.

5. TISSUE SIMULATING LIQUID

For SAR measurement of the field distribution inside the phantom, the phantom must be filled with homogeneous tissue simulating liquid to a depth of at least 15cm. For head SAR testing the liquid height from the ear reference point (ERP) of the phantom to the liquid top surface is larger than 15cm For body SAR testing, the liquid height from the center of the flat phantom to the liquid top surface is larger than 15cm.The nominal dielectric values of the tissue simulating liquids in the phantom and the tolerance of 5% are listed in 5.2

5.1. The composition of the tissue simulating liquid

Ingredient (% Weight) / Frequency (MHz)	Water	Nacl	Polysorbate 20	DGBE	1,2 Propanediol	Triton X-100
750 Head	35	2	0.0	0.0	63	0.0
835 Head	50.36	1.25	48.39	0.0	0.0	0.0
1750 Head	52.64	0.36	0.0	47	0.0	0.0
1900 Head	54.9	0.18	0.0	44.92	0.0	0.0
2300 Head	62.82	0.51	0.0	36.67	0.0	0.0
2600 Head	55.242	0.306	0	44.452	0	0

Any report having not been signed by authorized approver, or having been altered without authorization, or having not been stamped by the "Dedicated Testing/Inspection Stamp" is deemed to be invalid. Copying or excerpting portion of, or altering the content of the report is not permitted without the written authorization of AGC. The test results presented in the report apply only to the tested sample. Any objections to report issued by AGC should be submitted to AGC within 15days after the issuance of the test report. Further enquiry of validity or verification of the test report should be addressed to AGC by agc01@agccert.com.

5.2. Tissue Dielectric Parameters for Head and Body Phantoms

The head tissue dielectric parameters recommended by the IEEE 1528 have been incorporated in the following table. These head parameters are derived from planar layer models simulating the highest expected SAR for the dielectric properties and tissue thickness variations in a human head. Other head and body tissue parameters that have not been specified in IEEE 1528 are derived from the tissue dielectric parameters computed from the 4-Cole-Cole equations described in Reference [12] and extrapolated according to the head parameters specified in IEEE 1528.

Target Frequency (MHz)	head		body	
	εr	σ (S/m)	εr	σ (S/m)
300	45.3	0.87	45.3	0.87
450	43.5	0.87	43.5	0.87
750	**41.9**	**0.89**	**41.9**	**0.89**
835	**41.5**	**0.90**	**41.5**	**0.90**
900	41.5	0.97	41.5	0.97
915	41.5	1.01	41.5	1.01
1450	40.5	1.20	40.5	1.20
1610	40.3	1.29	40.3	1.29
1750	**40.1**	**1.37**	**40.1**	**1.37**
1800 – 2000	**40.0**	**1.40**	**40.0**	**1.40**
2300	**39.5**	**1.67**	**39.5**	**1.67**
2450	39.2	1.80	39.2	1.80
2600	**39.0**	**1.96**	**39.0**	**1.96**
3000	38.5	2.40	38.5	2.40

(εr = relative permittivity, σ = conductivity and ρ = 1000 kg/m3

Any report having not been signed by authorized approver, or having been altered without authorization, or having not been stamped by the "Dedicated Testing/Inspection Stamp" is deemed to be invalid. Copying or excerpting portion of, or altering the content of the report is not permitted without the written authorization of AGC. The test results presented in the report apply only to the tested sample. Any objections to report issued by AGC should be submitted to AGC within 15days after the issuance of the test report. Further enquiry of validity or verification of the test report should be addressed to AGC by agc01@agccert.com.

5.3. Tissue Calibration Result

The dielectric parameters of the liquids were verified prior to the SAR evaluation using SATIMO Dielectric Probe Kit and R&S Network Analyzer ZVL6.

Tissue Stimulant Measurement for 750MHz							
	Fr. (MHz)	Dielectric Parameters (±5%)		Ambient Temp [℃]	Relative Humidity (%)	Tissue Temp [°C]	Test time
		εr 41.9 (39.805-43.995)	δ[s/m] 0.89(0.8455-0.9345)				
Head	707.5	42.85	0.88	20.9	60.4	20.5	Jan. 15, 2026
	710	42.45	0.89				
	750	42.07	0.90				
	782	41.96	0.91				

Tissue Stimulant Measurement for 835MHz							
	Fr. (MHz)	Dielectric Parameters (±5%)		Ambient Temp [℃]	Relative Humidity (%)	Tissue Temp [°C]	Test time
		εr 41.5 (39.425-43.575)	δ[s/m] 0.90 (0.855-0.945)				
Head	829	42.13	0.88	20.2	61.6	20.1	Jan. 14, 2026
	835	41.88	0.89				
	836.5	41.67	0.90				
	844	41.23	0.91				

Tissue Stimulant Measurement for 1750MHz							
	Fr. (MHz)	Dielectric Parameters (±5%)		Ambient Temp [℃]	Relative Humidity (%)	Tissue Temp [°C]	Test time
		εr 40.1 (38.095-42.105)	δ[s/m]1.37 (1.302-1.439)				
Head	1732.5	40.12	1.35	20.3	54.2	20.0	Jan. 12, 2026
	1745	39.63	1.36				
	1750	39.04	1.37				

Any report having not been signed by authorized approver, or having been altered without authorization, or having not been stamped by the "Dedicated Testing/Inspection Stamp" is deemed to be invalid. Copying or excerpting portion of, or altering the content of the report is not permitted without the written authorization of AGC. The test results presented in the report apply only to the tested sample. Any objections to report issued by AGC should be submitted to AGC within 15days after the issuance of the test report. Further enquiry of validity or verification of the test report should be addressed to AGC by agc01@agccert.com.

Tissue Stimulant Measurement for 1900MHz							
Head	Fr. (MHz)	Dielectric Parameters (±5%)		Ambient Temp [℃]	Relative Humidity (%)	Tissue Temp [°C]	Test time
		εr40.00 (38.00-42.00)	δ[s/m]1.40 (1.33-1.47)				
	1880	40.12	1.42	20.8	59.7	20.6	Jan. 13, 2026
	1900	39.98	1.43				

Tissue Stimulant Measurement for 2300MHz							
Head	Fr. (MHz)	Dielectric Parameters (±5%)		Ambient Temp [℃]	Relative Humidity (%)	Tissue Temp [°C]	Test time
		εr 39.5 (37.525-41.475)	δ[s/m] 1.67 (1.587-1.754)				
	2300	38.35	1.65	19.6	52.8	19.4	Jan. 16, 2026
	2310	38.08	1.66				
	2355	37.76	1.67				

Tissue Stimulant Measurement for 2600MHz							
Head	Fr. (MHz)	Dielectric Parameters (±5%)		Ambient Temp [℃]	Relative Humidity (%)	Tissue Temp [°C]	Test time
		εr39 (37.05-40.95)	δ[s/m] 1.96(1.86-2.06)				
	2535	40.45	1.87	20.1	57.8	19.9	Jan. 20, 2026
	2593	40.23	1.88				
	2595	39.95	1.89				
	2600	39.62	1.90				

Any report having not been signed by authorized approver, or having been altered without authorization, or having not been stamped by the "Dedicated Testing/Inspection Stamp" is deemed to be invalid. Copying or excerpting portion of, or altering the content of the report is not permitted without the written authorization of AGC. The test results presented in the report apply only to the tested sample. Any objections to report issued by AGC should be submitted to AGC within 15days after the issuance of the test report. Further enquiry of validity or verification of the test report should be addressed to AGC by agc01@agccert.com.

6. SAR SYSTEM CHECK PROCEDURE

6.1. SAR System Check Procedures

SAR system check is required to confirm measurement accuracy, according to the tissue dielectric media, probe calibration points and other system operating parameters required for measuring the SAR of a test device. The system verification must be performed for each frequency band and within the valid range of each probe calibration point required for testing the device. The same SAR probe(s) and tissue-equivalent media combinations used with each specific SAR system for system verification must be used for device testing. When multiple probe calibration points are required to cover substantially large transmission bands, independent system verifications are required for each probe calibration point. A system verification must be performed before each series of SAR measurements using the same probe calibration point and tissue-equivalent medium. Additional system verification should be considered according to the conditions of the tissue-equivalent medium and measured tissue dielectric parameters, typically every three to four days when the liquid parameters are remeasured or sooner when marginal liquid parameters are used at the beginning of a series of measurements.

Each SATIMO system is equipped with one or more system check kits. These units, together with the predefined measurement procedures within the SATIMO software, enable the user to conduct the system check and system validation. System kit includes a dipole, and dipole device holder.

The system check verifies that the system operates within its specifications. It's performed daily or before every SAR measurement. The system check uses normal SAR measurement in the flat section of the phantom with a matched dipole at a specified distance. The system check setup is shown as below.

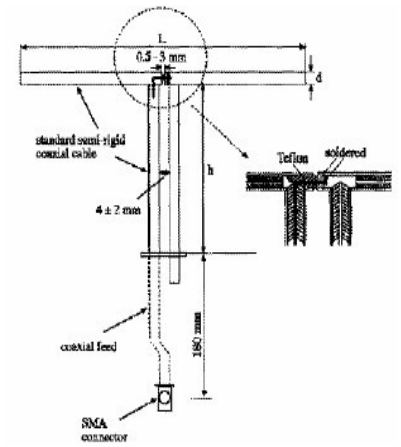

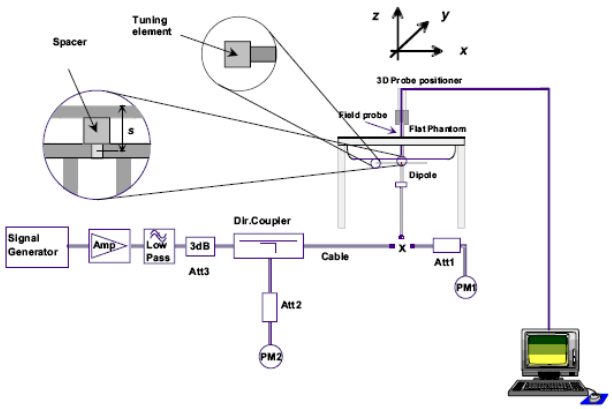

Any report having not been signed by authorized approver, or having been altered without authorization, or having not been stamped by the "Dedicated Testing/Inspection Stamp" is deemed to be invalid. Copying or excerpting portion of, or altering the content of the report is not permitted without the written authorization of AGC. The test results presented in the report apply only to the tested sample. Any objections to report issued by AGC should be submitted to AGC within 15days after the issuance of the test report. Further enquiry of validity or verification of the test report should be addressed to AGC by agc01@agccert.com.

6.2. SAR System Check

6.2.1. Dipoles

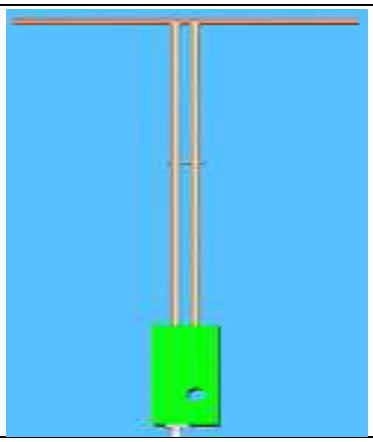

The dipoles used is based on the IEEE-1528 standard, and is complied with mechanical and electrical specifications in line with the requirements of IEEE. the table below provides details for the mechanical and electrical
Specifications for the dipoles.

Frequency	L (mm)	h (mm)	d (mm)
750MHz	176	100	6.35
835MHz	161.0	89.8	3.6
1800MHz	71.6	41.7	3.6
1900MHz	68	39.5	3.6
2300MHz	55.5	32.6	3.6
2600MHz	48.5	28.8	3.6

Any report having not been signed by authorized approver, or having been altered without authorization, or having not been stamped by the "Dedicated Testing/Inspection Stamp" is deemed to be invalid. Copying or excerpting portion of, or altering the content of the report is not permitted without the written authorization of AGC. The test results presented in the report apply only to the tested sample. Any objections to report issued by AGC should be submitted to AGC within 15days after the issuance of the test report. Further enquiry of validity or verification of the test report should be addressed to AGC by agc01@agccert.com.

6.2.2. System Check Result

System Performance Check at 750MHz&835MHz &1800MHz &1900MHz &2300MHz &2600MHz for Head							
Validation Kit: SN 2216 DIP 0G750-417& SN 1516 DIP 0G835-399& SN 4611 DIP 1G800-186& SN 2915 DIP 1G900-389& SN 2216 DIP 2G300-412& SN 2216 DIP 2G600-407							
Frequency [MHz]	Target Value(W/kg)		Reference Result (± 10%)		Tested Value(W/kg)		Test time
	1g	10g	1g	10g	1g	10g	
750	8.77	5.51	7.89-9.65	4.96-6.06	8.73	5.40	Jan. 15, 2026
835	9.67	6.29	8.70-10.64	5.66-6.92	9.42	6.05	Jan. 14, 2026
1800	36.11	19.04	32.50-39.72	17.14-20.94	37.38	18.99	Jan. 12, 2026
1900	39.83	20.59	35.85-43.81	18.53-22.65	42.37	20.52	Jan. 13, 2026
2300	48.73	23.33	43.86-53.60	21.00-25.66	49.35	22.76	Jan. 16, 2026
2600	55.22	25.01	49.70-60.74	22.51-27.51	54.91	23.99	Jan. 20, 2026

Note:
(1) We use a CW signal of 18dBm for system check, and then all SAR value are normalized to 1W forward power. The result must be within ±10% of target value.

Any report having not been signed by authorized approver, or having been altered without authorization, or having not been stamped by the "Dedicated Testing/Inspection Stamp" is deemed to be invalid. Copying or excerpting portion of, or altering the content of the report is not permitted without the written authorization of AGC. The test results presented in the report apply only to the tested sample. Any objections to report issued by AGC should be submitted to AGC within 15days after the issuance of the test report. Further enquiry of validity or verification of the test report should be addressed to AGC by agc01@agccert.com.

7. EUT TEST POSITION

This EUT was tested in **Front Face and Rear Face.**

7.1. Body Worn Position

(1) To position the EUT parallel to the phantom surface.
(2) To adjust the EUT parallel to the flat phantom.
(3) To adjust the distance between the EUT surface and the flat phantom to **25mm** while used in front of face, and body back touch with all accessories.

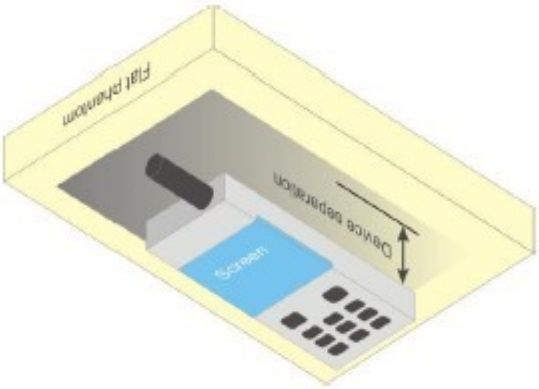

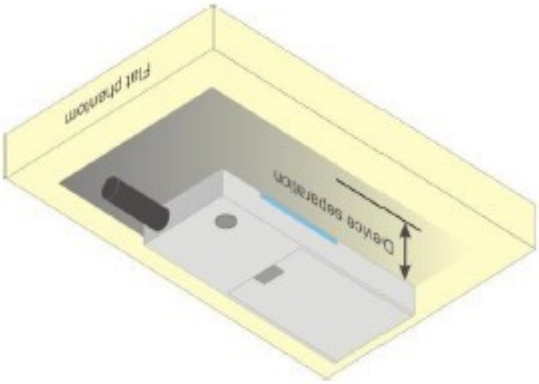

Any report having not been signed by authorized approver, or having been altered without authorization, or having not been stamped by the "Dedicated Testing/Inspection Stamp" is deemed to be invalid. Copying or excerpting portion of, or altering the content of the report is not permitted without the written authorization of AGC. The test results presented in the report apply only to the tested sample. Any objections to report issued by AGC should be submitted to AGC within 15days after the issuance of the test report. Further enquiry of validity or verification of the test report should be addressed to AGC by agc01@agccert.com.

8. SAR EXPOSURE LIMITS

Limits for General Population/Uncontrolled Exposure (W/kg)

Type Exposure	Uncontrolled Environment Limit (W/kg)
Spatial Peak SAR (1g cube tissue for brain or body)	1.60
Spatial Average SAR (Whole body)	0.08
Spatial Peak SAR (Limbs)	4.0

Any report having not been signed by authorized approver, or having been altered without authorization, or having not been stamped by the "Dedicated Testing/Inspection Stamp" is deemed to be invalid. Copying or excerpting portion of, or altering the content of the report is not permitted without the written authorization of AGC. The test results presented in the report apply only to the tested sample. Any objections to report issued by AGC should be submitted to AGC within 15days after the issuance of the test report. Further enquiry of validity or verification of the test report should be addressed to AGC by agc01@agccert.com.

9. TEST FACILITY

Test Site	Attestation of Global Compliance (Shenzhen) Co., Ltd
Location	1-2/F, Building 19, Junfeng Industrial Park, Chongqing Road, Heping Community, Fuhai Street, Bao'an District, Shenzhen, Guangdong, China
Designation Number	CN1259
FCC Test Firm Registration Number	975832
A2LA Cert. No.	5054.02
Description	Attestation of Global Compliance(Shenzhen) Co., Ltd is accredited by A2LA

Any report having not been signed by authorized approver, or having been altered without authorization, or having not been stamped by the "Dedicated Testing/Inspection Stamp" is deemed to be invalid. Copying or excerpting portion of, or altering the content of the report is not permitted without the written authorization of AGC. The test results presented in the report apply only to the tested sample. Any objections to report issued by AGC should be submitted to AGC within 15days after the issuance of the test report. Further enquiry of validity or verification of the test report should be addressed to AGC by agc01@agccert.com.

10. TEST EQUIPMENT LIST

No.	Equipment description	Manufacturer/ Model	Identification No.	Software version	Current calibration date	Next calibration date
AGC-HE-A103	SAR Probe	MVG	2023-EPGO-414	N/A	2025-05-06	2026-05-05
AGC-HE-E016	Phantom	SATIMO	SN_4511_SAM90	N/A	Validated. No cal required.	Validated. No cal required.
AGC-ER-E020	WIRELESS COMMUNICATION TEST SET	Agilent-8960	GB46200384	N/A	2025-05-21	2026-05-20
AGC-ER-E032	Wireless communication instrument	R&S- CMW500	121209	N/A	2025-05-16	2026-05-15
AGC-HE-E005	Multimeter	Keithley 2000	1350784	N/A	2025-05-16	2026-05-15
AGC-HE-S001	SAR Software	SATIMO-OpenSAR	N/A	OpenSAR V4_02_32	N/A	N/A
AGC-HE-A054	Dipole	SATIMO SID750	SN 2216 DIP 0G750-417	N/A-	2025-05-15	2028-05-14
AGC-HE-A056	Dipole	SATIMO SID835	SN 1516 DIP 0G835-399	N/A	2025-05-15	2028-05-14
AGC-HE-A016	Dipole	SATIMO SID1800	SN 4611 DIP 1G800-186	N/A	2025-05-12	2028-05-11
AGC-HE-A059	Dipole	SATIMO SID1900	SN 2915 DIP 1G900-389	N/A	2025-05-15	2028-05-14
AGC-HE-A063	Dipole	SATIMO SID2300	SN 2216 DIP 2G300-412	N/A	2025-05-16	2028-05-15
AGC-HE-A062	Dipole	SATIMO SID2600	SN 2216 DIP 2G600-407	N/A	2025-05-16	2028-05-15
AGC-HE-E021	Signal Generator	Agilent-E4438C	US41461365	V5.03	2025-05-21	2026-05-20
AGC-EM-E061	EXA Signal Analyzer	Agilent / N9010A	MY53470504	N/A	2025-05-08	2026-05-07
AGC-HE-E004	Network Analyzer	Rhode & Schwarz ZVL6	101443	3.2	2025-07-18	2026-07-17
AGC-ER-A001	Attenuator	SMA-JK	N/A	N/A	2025-09-05	2027-09-04
AGC-EM-E019	Amplifier	AS0104-55_55	1004793	N/A	N/A	N/A
AGC-EM-E040	Directional Couple	Werlatone/ C5571-10	SN99463	N/A	2024-02-01	2026-01-31
AGC-EM-E040	Directional Couple	Werlatone/ C5571-10	SN99463	N/A	2026-01-13	2028-01-12
AGC-EM-E041	Directional Couple	Werlatone/ C6026-10	SN99482	N/A	2024-02-01	2026-01-31
AGC-EM-E041	Directional Couple	Werlatone/ C6026-10	SN99482	N/A	2026-01-13	2028-01-12
AGC-BQ-E016	Power Sensor	NRP-Z21	104604	N/A	2025-05-16	2026-05-15
AGC-HE-E023	Power Sensor	NRP-Z23	100323	N/A	2025-01-14	2026.01-13
AGC-HE-E023	Power Sensor	NRP-Z23	100323	N/A	2026-01-13	2027-01-12
AGC-HE-S004	Power Viewer	R&S	V2.3.1.0	N/A	N/A	N/A
AGC-HE-A001	Calibration standard parts for network sub - port	R&S/ ZV-Z132	100707	V2.3.1.0	2025-10-30	2026-10-29
AGC-HE-A002	Thermometer	DigiMate/TP677	3811930452	N/A	2025-05-24	2027-05-23

Note: Per KDB 865664 Dipole SAR Validation, AGC Lab has adopted 3 years calibration intervals. On annual basis, every measurement dipole has been evaluated and is in compliance with the following criteria:
1. There is no physical damage on the dipole;
2. System validation with specific dipole is within 10% of calibrated value;
3. Return-loss is within 20% of calibrated measurement;
4. Impedance is within 5Ω of calibrated measurement.

Any report having not been signed by authorized approver, or having been altered without authorization, or having not been stamped by the "Dedicated Testing/Inspection Stamp" is deemed to be invalid. Copying or excerpting portion of, or altering the content of the report is not permitted without the written authorization of AGC. The test results presented in the report apply only to the tested sample. Any objections to report issued by AGC should be submitted to AGC within 15days after the issuance of the test report. Further enquiry of validity or verification of the test report should be addressed to AGC by agc01@agccert.com.

11. MEASUREMENT UNCERTAINTY

SATIMO Uncertainty- 2023-EPGO-414 Measurement uncertainty for DUT averaged over 1 gram / 10 gram.									
Uncertainty Component	Sec.	Tol (+- %)	Prob. Dist.	Div.	Ci (1g)	Ci (10g)	1g Ui (+-%)	10g Ui (+-%)	vi
Measurement System									
Probe calibration	E.2.1	7.000	N	1	1	1	7.000	7.000	∞
Axial Isotropy	E.2.2	0.105	R	1.732	0.707	0.707	0.043	0.043	∞
Hemispherical Isotropy	E.2.2	0.105	R	1.732	0.707	0.707	0.043	0.043	∞
Boundary effect	E.2.3	1.000	R	1.732	1	1	0.577	0.577	∞
Linearity	E.2.4	1.105	R	1.732	1	1	0.638	0.638	∞
System detection limits	E.2.4	1.000	R	1.732	1	1	0.577	0.577	∞
Modulation response	E2.5	3.000	R	1.732	1	1	1.732	1.732	∞
Readout Electronics	E.2.6	0.021	N	1	1	1	0.021	0.021	∞
Response Time	E.2.7	0.000	R	1.732	1	1	0.000	0.000	∞
Integration Time	E.2.8	1.400	R	1.732	1	1	0.808	0.808	∞
RF ambient conditions-Noise	E.6.1	3.000	R	1.732	1	1	1.732	1.732	∞
RF ambient conditions-reflections	E.6.1	3.000	R	1.732	1	1	1.732	1.732	∞
Probe positioner mechanical tolerance	E.6.2	1.400	R	1.732	1	1	0.808	0.808	∞
Probe positioning with respect to phantom shell	E.6.3	1.400	R	1.732	1	1	0.808	0.808	∞
Extrapolation, interpolation, and integrations algorithms for max. SAR evaluation	E.5	2.300	R	1.732	1	1	1.328	1.328	∞
Test sample Related									
Test sample positioning	E.4.2	2.6	N	1	1	1	2.60	2.60	∞
Device holder uncertainty	E.4.1	3	N	1	1	1	3.00	3.00	∞
Output power variation—SAR drift measurement	E.2.9	5	R	1.732	1	1	2.89	2.89	∞
SAR scaling	E.6.5	5	R	1.732	1	1	2.89	2.89	∞
Phantom and tissue parameters									
Phantom shell uncertainty—shape, thickness, and permittivity	E.3.1	4	R	1.732	1	1	2.309	2.309	∞
Uncertainty in SAR correction for deviations in permittivity and conductivity	E.3.2	1.9	N	1	1	0.84	1.900	1.596	∞
Liquid conductivity measurement	E.3.3	4	N	1	0.78	0.71	3.120	2.840	M
Liquid permittivity measurement	E.3.3	5	N	1	0.23	0.26	1.150	1.300	M
Liquid conductivity—temperature uncertainty	E.3.4	2.5	R	1.732	0.78	0.71	1.126	1.025	∞
Liquid permittivity—temperature uncertainty	E.3.4	2.5	R	1.732	0.23	0.26	0.332	0.375	∞
Combined Standard Uncertainty			RSS				10.533	10.348	
Expanded Uncertainty (95% Confidence interval)			K=2				21.065	20.695	

Any report having not been signed by authorized approver, or having been altered without authorization, or having not been stamped by the "Dedicated Testing/Inspection Stamp" is deemed to be invalid. Copying or excerpting portion of, or altering the content of the report is not permitted without the written authorization of AGC. The test results presented in the report apply only to the tested sample. Any objections to report issued by AGC should be submitted to AGC within 15days after the issuance of the test report. Further enquiry of validity or verification of the test report should be addressed to AGC by agc01@agccert.com.

SATIMO Uncertainty- 2023-EPGO-414 System Validation uncertainty for DUT averaged over 1 gram / 10 gram.									
Uncertainty Component	Sec.	Tol (+- %)	Prob. Dist.	Div.	Ci (1g)	Ci (10g)	1g Ui (+-%)	10g Ui (+-%)	vi
Measurement System									
Probe calibration	E.2.1	7.000	N	1	1	1	7.000	7.000	∞
Axial Isotropy	E.2.2	0.105	R	1.732	1.000	1.000	0.061	0.061	∞
Hemispherical Isotropy	E.2.2	0.105	R	1.732	0.000	0.000	0.000	0.000	∞
Boundary effect	E.2.3	1.000	R	1.732	1.000	1.000	0.577	0.577	∞
Linearity	E.2.4	1.105	R	1.732	1.000	1.000	0.638	0.638	∞
System detection limits	E.2.4	1.000	R	1.732	1.000	1.000	0.577	0.577	∞
Modulation response	E2.5	3.000	R	1.732	0.000	0.000	0.000	0.000	∞
Readout Electronics	E.2.6	0.021	N	1.000	1.000	1.000	0.021	0.021	∞
Response Time	E.2.7	0.000	R	1.732	0.000	0.000	0.000	0.000	∞
Integration Time	E.2.8	1.400	R	1.732	0.000	0.000	0.000	0.000	∞
RF ambient conditions-Noise	E.6.1	3.000	R	1.732	1.000	1.000	1.732	1.732	∞
RF ambient conditions-reflections	E.6.1	3.000	R	1.732	1.000	1.000	1.732	1.732	∞
Probe positioner mechanical tolerance	E.6.2	1.400	R	1.732	1.000	1.000	0.808	0.808	∞
Probe positioning with respect to phantom shell	E.6.3	1.400	R	1.732	1.000	1.000	0.808	0.808	∞
Extrapolation, interpolation, and integrations algorithms for max. SAR evaluation	E.5	2.300	R	1.732	1.000	1.000	1.328	1.328	∞
System validation source									
Deviation of experimental dipole from numerical dipole	E.6.4	5	N	1	1	1	5	5	∞
Input power and SAR drift measurement	8,6.6.4	5	R	1.732	1	1	2.887	2.887	∞
Dipole axis to liquid distance	8,E.6.6	2	R	1.732	1	1	1.155	1.155	∞
Phantom and set-up									
Phantom shell uncertainty—shape, thickness, and permittivity	E.3.1	4	R	1.732	1	1	2.309	2.309	∞
Uncertainty in SAR correction for deviations in permittivity and conductivity	E.3.2	1.9	N	1	1	0.84	1.9	1.596	∞
Liquid conductivity（temperature uncertainty）	E.3.3	4	N	1	0.78	0.71	3.12	2.84	∞
Liquid conductivity（measured）	E.3.3	5	N	1	0.23	0.26	1.15	1.3	M
Liquid permittivity（temperature uncertainty）	E.3.4	2.5	R	1.732	0.78	0.71	1.126	1.025	∞
Liquid permittivity（measured）	E.3.4	2.5	R	1.732	0.23	0.26	0.332	0.375	M
Combined Standard Uncertainty			RSS				10.466	10.279	
Expanded Uncertainty (95% Confidence interval)			K=2				20.931	20.559	

Any report having not been signed by authorized approver, or having been altered without authorization, or having not been stamped by the "Dedicated Testing/Inspection Stamp" is deemed to be invalid. Copying or excerpting portion of, or altering the content of the report is not permitted without the written authorization of AGC. The test results presented in the report apply only to the tested sample. Any objections to report issued by AGC should be submitted to AGC within 15days after the issuance of the test report. Further enquiry of validity or verification of the test report should be addressed to AGC by agc01@agccert.com.

SATIMO Uncertainty- 2023-EPGO-414 System Check uncertainty for DUT averaged over 1 gram / 10 gram.									
Uncertainty Component	Sec.	Tol (+- %)	Prob. Dist.	Div.	Ci (1g)	Ci (10g)	1g Ui (+-%)	10g Ui (+-%)	vi
Measurement System									
Probe calibration drift	E.2.1.3	0.500	N	1	1	1	0.5	0.5	∞
Axial Isotropy	E.2.2	0.105	R	1.732	0	0	0	0	∞
Hemispherical Isotropy	E.2.2	0.105	R	1.732	0	0	0	0	∞
Boundary effect	E.2.3	1.000	R	1.732	0	0	0	0	∞
Linearity	E.2.4	1.105	R	1.732	0	0	0	0	∞
System detection limits	E.2.4	1	R	1.732	0	0	0	0	∞
Modulation response	E2.5	3	R	1.732	0	0	0	0	∞
Readout Electronics	E.2.6	0.021	N	1	0	0	0	0	∞
Response Time	E.2.7	0	R	1.732	0	0	0	0	∞
Integration Time	E.2.8	1.4	R	1.732	0	0	0	0	∞
RF ambient conditions-Noise	E.6.1	3	R	1.732	0	0	0	0	∞
RF ambient conditions-reflections	E.6.1	3	R	1.732	0	0	0	0	∞
Probe positioner mechanical tolerance	E.6.2	1.4	R	$\sqrt{3}$	1	1	0.81	0.81	∞
Probe positioning with respect to phantom shell	E.6.3	1.4	R	$\sqrt{3}$	1	1	0.81	0.81	∞
Extrapolation, interpolation, and integrations algorithms for max. SAR evaluation	E.5	2.3	R	$\sqrt{3}$	0	0	0	0.00	∞
System check source (dipole)									
Deviation of experimental dipoles	E.6.4	2	N	1	1	1	2	2	∞
Input power and SAR drift measurement	8,6.6.4	5	R	$\sqrt{3}$	1	1	2.89	2.89	∞
Dipole axis to liquid distance	8,E.6.6	2	R	$\sqrt{3}$	1	1	1.15	1.15	∞
Phantom and tissue parameters									
Phantom shell uncertainty—shape, thickness, and permittivity	E.3.1	4	R	$\sqrt{3}$	1	1	2.31	2.31	∞
Uncertainty in SAR correction for deviations in permittivity and conductivity	E.3.2	1.9	N	1.000	1	0.84	1.90	1.60	∞
Liquid conductivity measurement	E.3.3	4	N	1.000	0.78	0.71	3.12	2.84	∞
Liquid permittivity measurement	E.3.3	5	N	1.000	0.23	0.26	1.15	1.30	M
Liquid conductivity—temperature uncertainty	E.3.4	2.5	R	$\sqrt{3}$	0.78	0.71	1.13	1.02	∞
Liquid permittivity—temperature uncertainty	E.3.4	2.5	R	$\sqrt{3}$	0.23	0.26	0.33	0.38	M
Combined Standard Uncertainty			RSS				5.562	5.203	
Expanded Uncertainty (95% Confidence interval)			K=2				11.124	10.406	

Any report having not been signed by authorized approver, or having been altered without authorization, or having not been stamped by the "Dedicated Testing/Inspection Stamp" is deemed to be invalid. Copying or excerpting portion of, or altering the content of the report is not permitted without the written authorization of AGC. The test results presented in the report apply only to the tested sample. Any objections to report issued by AGC should be submitted to AGC within 15days after the issuance of the test report. Further enquiry of validity or verification of the test report should be addressed to AGC by agc01@agccert.com.

12. CONDUCTED POWER MEASUREMENT

LTE Band

LTE (TDD) Considerations

For Time-Division Duplex (TDD) systems, SAR must be tested using a fixed periodic duty factor according to the highest transmission duty factor implemented for the device and supported by the defined 3GPP LTE TDD configurations.

SAR was tested with the highest transmission duty factor (63.33%) using Uplink-downlink configuration 0 and Special subframe configuration 7.

LTE TDD Band 38, 40, 41, 66 supports 3GPP TS 36.211 section 4.2 for Type 2 Frame Structure and Table 4.2-2 for uplink-downlink configurations and Table 4.2-1 for Special subframe configurations.

Table 4.2-1: Configuration of special subframe (lengths of DwPTS/GP/UpPTS)

Special subframe configuration	Normal cyclic prefix in downlink			Extended cyclic prefix in downlink		
	DwPTS	UpPTS		DwPTS	UpPTS	
		Normal cyclic prefix in uplink	Extended cyclic prefix in uplink		Normal cyclic prefix in uplink	Extended cyclic prefix in uplink
0	$6592 \cdot T_s$	$2192 \cdot T_s$	$2560 \cdot T_s$	$7680 \cdot T_s$	$2192 \cdot T_s$	$2560 \cdot T_s$
1	$19760 \cdot T_s$			$20480 \cdot T_s$		
2	$21952 \cdot T_s$			$23040 \cdot T_s$		
3	$24144 \cdot T_s$			$25600 \cdot T_s$		
4	$26336 \cdot T_s$			$7680 \cdot T_s$	$4384 \cdot T_s$	$5120 \cdot T_s$
5	$6592 \cdot T_s$	$4384 \cdot T_s$	$5120 \cdot T_s$	$20480 \cdot T_s$		
6	$19760 \cdot T_s$			$23040 \cdot T_s$		
7	$21952 \cdot T_s$			$12800 \cdot T_s$		
8	$24144 \cdot T_s$			-	-	-
9	$13168 \cdot T_s$			-	-	-

Table 4.2-2: Uplink-downlink configurations

Uplink-downlink configuration	Downlink-to-Uplink Switch-point periodicity	Subframe number									
		0	1	2	3	4	5	6	7	8	9
0	5 ms	D	S	U	U	U	D	S	U	U	U
1	5 ms	D	S	U	U	D	D	S	U	U	D
2	5 ms	D	S	U	D	D	D	S	U	D	D
3	10 ms	D	S	U	U	U	D	D	D	D	D
4	10 ms	D	S	U	U	D	D	D	D	D	D
5	10 ms	D	S	U	D	D	D	D	D	D	D
6	5 ms	D	S	U	U	U	D	S	U	U	D

Any report having not been signed by authorized approver, or having been altered without authorization, or having not been stamped by the "Dedicated Testing/Inspection Stamp" is deemed to be invalid. Copying or excerpting portion of, or altering the content of the report is not permitted without the written authorization of AGC. The test results presented in the report apply only to the tested sample. Any objections to report issued by AGC should be submitted to AGC within 15days after the issuance of the test report. Further enquiry of validity or verification of the test report should be addressed to AGC by agc01@agccert.com.

Calculated Duty Cycle

Uplink-Downlink Configuration	Downlink-to-Uplink Switch-point Periodicity	Subframe Number										Calculated Duty Cycle(%)
		0	1	2	3	4	5	6	7	8	9	
0	5ms	D	S	U	U	U	D	S	U	U	U	63.33
1	5ms	D	S	U	U	D	D	S	U	U	D	43.33
2	5ms	D	S	U	D	D	D	S	U	D	D	23.33
3	10ms	D	S	U	U	U	D	D	D	D	D	31.67
4	10ms	D	S	U	U	D	D	D	D	D	D	21.67
5	10ms	D	S	U	D	D	D	D	D	D	D	11.67
6	5ms	D	S	U	U	U	D	S	U	U	D	53.33

Note: Calculated Duty Cycle = Extended cyclic prefix in uplink x (Ts) x # of S + # of U
Example for Calculated Duty Cycle for Uplink-Downlink Configuration 0:
Calculated Duty Cycle = 5120 x [1/(15000 x 2048)] x 2 + 6 ms = 63.33%
where
Ts = 1/(15000 x 2048) seconds

Any report having not been signed by authorized approver, or having been altered without authorization, or having not been stamped by the "Dedicated Testing/Inspection Stamp" is deemed to be invalid. Copying or excerpting portion of, or altering the content of the report is not permitted without the written authorization of AGC. The test results presented in the report apply only to the tested sample. Any objections to report issued by AGC should be submitted to AGC within 15days after the issuance of the test report. Further enquiry of validity or verification of the test report should be addressed to AGC by agc01@agccert.com.

LTE Band

Band	Bandwidth (MHz)	UL Channel	RB Size	RB Position	Modulation	Power (dBm)
Band2	1.4	18607	1	#0	QPSK	21.83
Band2	1.4	18607	1	#Mid	QPSK	21.86
Band2	1.4	18607	1	#Max	QPSK	21.78
Band2	1.4	18607	3	#0	QPSK	21.71
Band2	1.4	18607	3	#Max	QPSK	21.69
Band2	1.4	18607	6	#0	QPSK	20.54
Band2	1.4	18607	1	#0	QAM16	20.69
Band2	1.4	18607	1	#Mid	QAM16	20.74
Band2	1.4	18607	1	#Max	QAM16	20.68
Band2	1.4	18607	3	#0	QAM16	20.80
Band2	1.4	18607	3	#Max	QAM16	20.79
Band2	1.4	18607	6	#0	QAM16	19.83
Band2	1.4	18900	1	#0	QPSK	22.88
Band2	1.4	18900	1	#Mid	QPSK	22.96
Band2	1.4	18900	1	#Max	QPSK	22.89
Band2	1.4	18900	3	#0	QPSK	22.83
Band2	1.4	18900	3	#Max	QPSK	22.87
Band2	1.4	18900	6	#0	QPSK	22.10
Band2	1.4	18900	1	#0	QAM16	22.25
Band2	1.4	18900	1	#Mid	QAM16	22.34
Band2	1.4	18900	1	#Max	QAM16	22.32
Band2	1.4	18900	3	#0	QAM16	22.12
Band2	1.4	18900	3	#Max	QAM16	22.15
Band2	1.4	18900	6	#0	QAM16	21.13
Band2	1.4	19193	1	#0	QPSK	22.98
Band2	1.4	19193	1	#Mid	QPSK	22.83
Band2	1.4	19193	1	#Max	QPSK	22.62
Band2	1.4	19193	3	#0	QPSK	22.85
Band2	1.4	19193	3	#Max	QPSK	22.66
Band2	1.4	19193	6	#0	QPSK	21.75
Band2	1.4	19193	1	#0	QAM16	21.73
Band2	1.4	19193	1	#Mid	QAM16	21.65
Band2	1.4	19193	1	#Max	QAM16	21.53
Band2	1.4	19193	3	#0	QAM16	21.82
Band2	1.4	19193	3	#Max	QAM16	21.63
Band2	1.4	19193	6	#0	QAM16	21.02
Band2	3	18615	1	#0	QPSK	21.72

Any report having not been signed by authorized approver, or having been altered without authorization, or having not been stamped by the "Dedicated Testing/Inspection Stamp" is deemed to be invalid. Copying or excerpting portion of, or altering the content of the report is not permitted without the written authorization of AGC. The test results presented in the report apply only to the tested sample. Any objections to report issued by AGC should be submitted to AGC within 15days after the issuance of the test report. Further enquiry of validity or verification of the test report should be addressed to AGC by agc01@agccert.com.

Band2	3	18615	1	#Mid	QPSK	21.71
Band2	3	18615	1	#Max	QPSK	21.50
Band2	3	18615	8	#0	QPSK	20.61
Band2	3	18615	8	#Max	QPSK	20.57
Band2	3	18615	15	#0	QPSK	20.58
Band2	3	18615	1	#0	QAM16	20.89
Band2	3	18615	1	#Mid	QAM16	20.94
Band2	3	18615	1	#Max	QAM16	20.74
Band2	3	18615	8	#0	QAM16	19.88
Band2	3	18615	8	#Max	QAM16	19.85
Band2	3	18615	15	#0	QAM16	19.82
Band2	3	18900	1	#0	QPSK	22.85
Band2	3	18900	1	#Mid	QPSK	22.98
Band2	3	18900	1	#Max	QPSK	22.88
Band2	3	18900	8	#0	QPSK	22.14
Band2	3	18900	8	#Max	QPSK	22.19
Band2	3	18900	15	#0	QPSK	22.15
Band2	3	18900	1	#0	QAM16	22.25
Band2	3	18900	1	#Mid	QAM16	22.40
Band2	3	18900	1	#Max	QAM16	22.27
Band2	3	18900	8	#0	QAM16	21.16
Band2	3	18900	8	#Max	QAM16	21.15
Band2	3	18900	15	#0	QAM16	21.01
Band2	3	19185	1	#0	QPSK	22.80
Band2	3	19185	1	#Mid	QPSK	22.99
Band2	3	19185	1	#Max	QPSK	22.60
Band2	3	19185	8	#0	QPSK	21.86
Band2	3	19185	8	#Max	QPSK	21.79
Band2	3	19185	15	#0	QPSK	21.85
Band2	3	19185	1	#0	QAM16	21.76
Band2	3	19185	1	#Mid	QAM16	21.84
Band2	3	19185	1	#Max	QAM16	21.42
Band2	3	19185	8	#0	QAM16	21.11
Band2	3	19185	8	#Max	QAM16	21.06
Band2	3	19185	15	#0	QAM16	21.04
Band2	5	18625	1	#0	QPSK	21.87
Band2	5	18625	1	#Mid	QPSK	21.78
Band2	5	18625	1	#Max	QPSK	21.63
Band2	5	18625	12	#0	QPSK	20.54
Band2	5	18625	12	#Max	QPSK	20.47

Any report having not been signed by authorized approver, or having been altered without authorization, or having not been stamped by the "Dedicated Testing/Inspection Stamp" is deemed to be invalid. Copying or excerpting portion of, or altering the content of the report is not permitted without the written authorization of AGC. The test results presented in the report apply only to the tested sample. Any objections to report issued by AGC should be submitted to AGC within 15days after the issuance of the test report. Further enquiry of validity or verification of the test report should be addressed to AGC by agc01@agccert.com.

Band2	5	18625	25	#0	QPSK	20.51
Band2	5	18625	1	#0	QAM16	21.10
Band2	5	18625	1	#Mid	QAM16	20.97
Band2	5	18625	1	#Max	QAM16	20.83
Band2	5	18625	12	#0	QAM16	19.79
Band2	5	18625	12	#Max	QAM16	19.71
Band2	5	18625	25	#0	QAM16	19.80
Band2	5	18900	1	#0	QPSK	23.00
Band2	5	18900	1	#Mid	QPSK	23.04
Band2	5	18900	1	#Max	QPSK	22.99
Band2	5	18900	12	#0	QPSK	22.06
Band2	5	18900	12	#Max	QPSK	22.10
Band2	5	18900	25	#0	QPSK	22.07
Band2	5	18900	1	#0	QAM16	22.31
Band2	5	18900	1	#Mid	QAM16	22.49
Band2	5	18900	1	#Max	QAM16	22.30
Band2	5	18900	12	#0	QAM16	21.16
Band2	5	18900	12	#Max	QAM16	21.10
Band2	5	18900	25	#0	QAM16	21.09
Band2	5	19175	1	#0	QPSK	22.62
Band2	5	19175	1	#Mid	QPSK	22.98
Band2	5	19175	1	#Max	QPSK	22.64
Band2	5	19175	12	#0	QPSK	21.72
Band2	5	19175	12	#Max	QPSK	21.82
Band2	5	19175	25	#0	QPSK	21.82
Band2	5	19175	1	#0	QAM16	21.83
Band2	5	19175	1	#Mid	QAM16	22.24
Band2	5	19175	1	#Max	QAM16	21.95
Band2	5	19175	12	#0	QAM16	20.92
Band2	5	19175	12	#Max	QAM16	21.05
Band2	5	19175	25	#0	QAM16	21.04
Band2	10	18650	1	#0	QPSK	21.64
Band2	10	18650	1	#Mid	QPSK	21.47
Band2	10	18650	1	#Max	QPSK	21.19
Band2	10	18650	25	#0	QPSK	20.24
Band2	10	18650	25	#Max	QPSK	20.12
Band2	10	18650	50	#0	QPSK	20.28
Band2	10	18650	1	#0	QAM16	20.92
Band2	10	18650	1	#Mid	QAM16	20.75
Band2	10	18650	1	#Max	QAM16	20.43

Any report having not been signed by authorized approver, or having been altered without authorization, or having not been stamped by the "Dedicated Testing/Inspection Stamp" is deemed to be invalid. Copying or excerpting portion of, or altering the content of the report is not permitted without the written authorization of AGC. The test results presented in the report apply only to the tested sample. Any objections to report issued by AGC should be submitted to AGC within 15days after the issuance of the test report. Further enquiry of validity or verification of the test report should be addressed to AGC by agc01@agccert.com.

Band2	10	18650	25	#0	QAM16	19.58
Band2	10	18650	25	#Max	QAM16	19.47
Band2	10	18900	1	#0	QPSK	22.75
Band2	10	18900	1	#Mid	QPSK	22.88
Band2	10	18900	1	#Max	QPSK	22.69
Band2	10	18900	25	#0	QPSK	21.85
Band2	10	18900	25	#Max	QPSK	21.75
Band2	10	18900	50	#0	QPSK	21.76
Band2	10	18900	1	#0	QAM16	21.93
Band2	10	18900	1	#Mid	QAM16	22.27
Band2	10	18900	1	#Max	QAM16	21.77
Band2	10	18900	25	#0	QAM16	20.82
Band2	10	18900	25	#Max	QAM16	20.78
Band2	10	19150	1	#0	QPSK	21.73
Band2	10	19150	1	#Mid	QPSK	22.29
Band2	10	19150	1	#Max	QPSK	22.66
Band2	10	19150	25	#0	QPSK	21.04
Band2	10	19150	25	#Max	QPSK	21.50
Band2	10	19150	50	#0	QPSK	21.22
Band2	10	19150	1	#0	QAM16	20.68
Band2	10	19150	1	#Mid	QAM16	21.47
Band2	10	19150	1	#Max	QAM16	21.60
Band2	10	19150	25	#0	QAM16	20.08
Band2	10	19150	25	#Max	QAM16	20.78
Band2	15	18675	1	#0	QPSK	21.82
Band2	15	18675	1	#Mid	QPSK	21.46
Band2	15	18675	1	#Max	QPSK	21.47
Band2	15	18675	36	#0	QPSK	20.57
Band2	15	18675	36	#Max	QPSK	20.40
Band2	15	18675	75	#0	QPSK	20.43
Band2	15	18675	1	#0	QAM16	21.10
Band2	15	18675	1	#Mid	QAM16	20.79
Band2	15	18675	1	#Max	QAM16	20.81
Band2	15	18900	1	#0	QPSK	22.65
Band2	15	18900	1	#Mid	QPSK	23.07
Band2	15	18900	1	#Max	QPSK	22.61
Band2	15	18900	36	#0	QPSK	22.06
Band2	15	18900	36	#Max	QPSK	22.00
Band2	15	18900	75	#0	QPSK	21.98
Band2	15	18900	1	#0	QAM16	21.93

Any report having not been signed by authorized approver, or having been altered without authorization, or having not been stamped by the "Dedicated Testing/Inspection Stamp" is deemed to be invalid. Copying or excerpting portion of, or altering the content of the report is not permitted without the written authorization of AGC. The test results presented in the report apply only to the tested sample. Any objections to report issued by AGC should be submitted to AGC within 15days after the issuance of the test report. Further enquiry of validity or verification of the test report should be addressed to AGC by agc01@agccert.com.

Band2	15	18900	1	#Mid	QAM16	22.20
Band2	15	18900	1	#Max	QAM16	21.94
Band2	15	19125	1	#0	QPSK	21.81
Band2	15	19125	1	#Mid	QPSK	22.19
Band2	15	19125	1	#Max	QPSK	22.94
Band2	15	19125	36	#0	QPSK	21.03
Band2	15	19125	36	#Max	QPSK	21.67
Band2	15	19125	75	#0	QPSK	21.27
Band2	15	19125	1	#0	QAM16	21.07
Band2	15	19125	1	#Mid	QAM16	21.56
Band2	15	19125	1	#Max	QAM16	21.89
Band2	20	18700	1	#0	QPSK	21.76
Band2	20	18700	1	#Mid	QPSK	21.39
Band2	20	18700	1	#Max	QPSK	21.78
Band2	20	18700	50	#0	QPSK	20.46
Band2	20	18700	50	#Max	QPSK	20.52
Band2	20	18700	100	#0	QPSK	20.40
Band2	20	18700	1	#0	QAM16	20.94
Band2	20	18700	1	#Mid	QAM16	20.69
Band2	20	18700	1	#Max	QAM16	20.98
Band2	20	18900	1	#0	QPSK	22.26
Band2	20	18900	1	#Mid	QPSK	**23.15**
Band2	20	18900	1	#Max	QPSK	22.36
Band2	20	18900	50	#0	QPSK	21.80
Band2	20	18900	50	#Max	QPSK	21.82
Band2	20	18900	100	#0	QPSK	21.78
Band2	20	18900	1	#0	QAM16	21.10
Band2	20	18900	1	#Mid	QAM16	22.5
Band2	20	18900	1	#Max	QAM16	21.19
Band2	20	19100	1	#0	QPSK	22.11
Band2	20	19100	1	#Mid	QPSK	21.86
Band2	20	19100	1	#Max	QPSK	22.85
Band2	20	19100	50	#0	QPSK	21.08
Band2	20	19100	50	#Max	QPSK	21.38
Band2	20	19100	100	#0	QPSK	21.04
Band2	20	19100	1	#0	QAM16	21.03
Band2	20	19100	1	#Mid	QAM16	21.04
Band2	20	19100	1	#Max	QAM16	21.66

Any report having not been signed by authorized approver, or having been altered without authorization, or having not been stamped by the "Dedicated Testing/Inspection Stamp" is deemed to be invalid. Copying or excerpting portion of, or altering the content of the report is not permitted without the written authorization of AGC. The test results presented in the report apply only to the tested sample. Any objections to report issued by AGC should be submitted to AGC within 15days after the issuance of the test report. Further enquiry of validity or verification of the test report should be addressed to AGC by agc01@agccert.com.

Band	Bandwidth (MHz)	UL Channel	RB Size	RB Position	Modulation	Power (dBm)
Band4	1.4	19957	1	#0	QPSK	22.53
Band4	1.4	19957	1	#Mid	QPSK	22.62
Band4	1.4	19957	1	#Max	QPSK	22.64
Band4	1.4	19957	3	#0	QPSK	22.54
Band4	1.4	19957	3	#Max	QPSK	22.55
Band4	1.4	19957	6	#0	QPSK	21.56
Band4	1.4	19957	1	#0	QAM16	21.64
Band4	1.4	19957	1	#Mid	QAM16	21.77
Band4	1.4	19957	1	#Max	QAM16	21.69
Band4	1.4	19957	3	#0	QAM16	21.75
Band4	1.4	19957	3	#Max	QAM16	21.79
Band4	1.4	19957	6	#0	QAM16	20.65
Band4	1.4	20175	1	#0	QPSK	22.29
Band4	1.4	20175	1	#Mid	QPSK	22.42
Band4	1.4	20175	1	#Max	QPSK	22.37
Band4	1.4	20175	3	#0	QPSK	22.30
Band4	1.4	20175	3	#Max	QPSK	22.36
Band4	1.4	20175	6	#0	QPSK	21.42
Band4	1.4	20175	1	#0	QAM16	21.52
Band4	1.4	20175	1	#Mid	QAM16	21.74
Band4	1.4	20175	1	#Max	QAM16	21.76
Band4	1.4	20175	3	#0	QAM16	21.51
Band4	1.4	20175	3	#Max	QAM16	21.61
Band4	1.4	20175	6	#0	QAM16	20.18
Band4	1.4	20393	1	#0	QPSK	22.83
Band4	1.4	20393	1	#Mid	QPSK	22.84
Band4	1.4	20393	1	#Max	QPSK	22.76
Band4	1.4	20393	3	#0	QPSK	22.71
Band4	1.4	20393	3	#Max	QPSK	22.73
Band4	1.4	20393	6	#0	QPSK	21.86
Band4	1.4	20393	1	#0	QAM16	21.77
Band4	1.4	20393	1	#Mid	QAM16	21.78
Band4	1.4	20393	1	#Max	QAM16	21.77
Band4	1.4	20393	3	#0	QAM16	21.85
Band4	1.4	20393	3	#Max	QAM16	21.80
Band4	1.4	20393	6	#0	QAM16	20.58
Band4	3	19965	1	#0	QPSK	22.56

Any report having not been signed by authorized approver, or having been altered without authorization, or having not been stamped by the "Dedicated Testing/Inspection Stamp" is deemed to be invalid. Copying or excerpting portion of, or altering the content of the report is not permitted without the written authorization of AGC. The test results presented in the report apply only to the tested sample. Any objections to report issued by AGC should be submitted to AGC within 15days after the issuance of the test report. Further enquiry of validity or verification of the test report should be addressed to AGC by agc01@agccert.com.

Band4	3	19965	1	#Mid	QPSK	22.69
Band4	3	19965	1	#Max	QPSK	22.53
Band4	3	19965	8	#0	QPSK	21.60
Band4	3	19965	8	#Max	QPSK	21.61
Band4	3	19965	15	#0	QPSK	21.63
Band4	3	19965	1	#0	QAM16	21.94
Band4	3	19965	1	#Mid	QAM16	22.06
Band4	3	19965	1	#Max	QAM16	21.92
Band4	3	19965	8	#0	QAM16	20.71
Band4	3	19965	8	#Max	QAM16	20.73
Band4	3	19965	15	#0	QAM16	20.67
Band4	3	20175	1	#0	QPSK	22.35
Band4	3	20175	1	#Mid	QPSK	22.52
Band4	3	20175	1	#Max	QPSK	22.39
Band4	3	20175	8	#0	QPSK	21.54
Band4	3	20175	8	#Max	QPSK	21.56
Band4	3	20175	15	#0	QPSK	21.52
Band4	3	20175	1	#0	QAM16	21.59
Band4	3	20175	1	#Mid	QAM16	21.75
Band4	3	20175	1	#Max	QAM16	21.69
Band4	3	20175	8	#0	QAM16	20.27
Band4	3	20175	8	#Max	QAM16	20.34
Band4	3	20175	15	#0	QAM16	20.20
Band4	3	20385	1	#0	QPSK	22.87
Band4	3	20385	1	#Mid	QPSK	22.90
Band4	3	20385	1	#Max	QPSK	22.77
Band4	3	20385	8	#0	QPSK	21.93
Band4	3	20385	8	#Max	QPSK	21.92
Band4	3	20385	15	#0	QPSK	21.86
Band4	3	20385	1	#0	QAM16	21.80
Band4	3	20385	1	#Mid	QAM16	21.83
Band4	3	20385	1	#Max	QAM16	21.73
Band4	3	20385	8	#0	QAM16	20.67
Band4	3	20385	8	#Max	QAM16	20.62
Band4	3	20385	15	#0	QAM16	20.63
Band4	5	19975	1	#0	QPSK	22.74
Band4	5	19975	1	#Mid	QPSK	22.83
Band4	5	19975	1	#Max	QPSK	22.69
Band4	5	19975	12	#0	QPSK	21.61
Band4	5	19975	12	#Max	QPSK	21.63

Any report having not been signed by authorized approver, or having been altered without authorization, or having not been stamped by the "Dedicated Testing/Inspection Stamp" is deemed to be invalid. Copying or excerpting portion of, or altering the content of the report is not permitted without the written authorization of AGC. The test results presented in the report apply only to the tested sample. Any objections to report issued by AGC should be submitted to AGC within 15days after the issuance of the test report. Further enquiry of validity or verification of the test report should be addressed to AGC by agc01@agccert.com.

Band4	5	19975	25	#0	QPSK	21.63
Band4	5	19975	1	#0	QAM16	22.01
Band4	5	19975	1	#Mid	QAM16	22.09
Band4	5	19975	1	#Max	QAM16	21.98
Band4	5	19975	12	#0	QAM16	20.59
Band4	5	19975	12	#Max	QAM16	20.60
Band4	5	19975	25	#0	QAM16	20.64
Band4	5	20175	1	#0	QPSK	22.38
Band4	5	20175	1	#Mid	QPSK	22.53
Band4	5	20175	1	#Max	QPSK	22.44
Band4	5	20175	12	#0	QPSK	21.45
Band4	5	20175	12	#Max	QPSK	21.54
Band4	5	20175	25	#0	QPSK	21.47
Band4	5	20175	1	#0	QAM16	21.65
Band4	5	20175	1	#Mid	QAM16	21.82
Band4	5	20175	1	#Max	QAM16	21.77
Band4	5	20175	12	#0	QAM16	20.23
Band4	5	20175	12	#Max	QAM16	20.29
Band4	5	20175	25	#0	QAM16	20.22
Band4	5	20375	1	#0	QPSK	22.80
Band4	5	20375	1	#Mid	QPSK	22.89
Band4	5	20375	1	#Max	QPSK	22.69
Band4	5	20375	12	#0	QPSK	21.88
Band4	5	20375	12	#Max	QPSK	21.80
Band4	5	20375	25	#0	QPSK	21.84
Band4	5	20375	1	#0	QAM16	22.20
Band4	5	20375	1	#Mid	QAM16	22.15
Band4	5	20375	1	#Max	QAM16	22.08
Band4	5	20375	12	#0	QAM16	20.56
Band4	5	20375	12	#Max	QAM16	20.60
Band4	5	20375	25	#0	QAM16	20.60
Band4	10	20000	1	#0	QPSK	22.54
Band4	10	20000	1	#Mid	QPSK	22.52
Band4	10	20000	1	#Max	QPSK	22.49
Band4	10	20000	25	#0	QPSK	21.33
Band4	10	20000	25	#Max	QPSK	21.29
Band4	10	20000	50	#0	QPSK	21.36
Band4	10	20000	1	#0	QAM16	21.85
Band4	10	20000	1	#Mid	QAM16	21.91
Band4	10	20000	1	#Max	QAM16	21.81

Any report having not been signed by authorized approver, or having been altered without authorization, or having not been stamped by the "Dedicated Testing/Inspection Stamp" is deemed to be invalid. Copying or excerpting portion of, or altering the content of the report is not permitted without the written authorization of AGC. The test results presented in the report apply only to the tested sample. Any objections to report issued by AGC should be submitted to AGC within 15days after the issuance of the test report. Further enquiry of validity or verification of the test report should be addressed to AGC by agc01@agccert.com.

Band4	10	20000	25	#0	QAM16	20.40
Band4	10	20000	25	#Max	QAM16	20.43
Band4	10	20175	1	#0	QPSK	22.28
Band4	10	20175	1	#Mid	QPSK	22.37
Band4	10	20175	1	#Max	QPSK	22.19
Band4	10	20175	25	#0	QPSK	21.22
Band4	10	20175	25	#Max	QPSK	21.19
Band4	10	20175	50	#0	QPSK	21.22
Band4	10	20175	1	#0	QAM16	21.50
Band4	10	20175	1	#Mid	QAM16	21.63
Band4	10	20175	1	#Max	QAM16	21.44
Band4	10	20175	25	#0	QAM16	20.10
Band4	10	20175	25	#Max	QAM16	20.02
Band4	10	20350	1	#0	QPSK	22.66
Band4	10	20350	1	#Mid	QPSK	22.79
Band4	10	20350	1	#Max	QPSK	22.61
Band4	10	20350	25	#0	QPSK	21.59
Band4	10	20350	25	#Max	QPSK	21.62
Band4	10	20350	50	#0	QPSK	21.54
Band4	10	20350	1	#0	QAM16	21.62
Band4	10	20350	1	#Mid	QAM16	21.70
Band4	10	20350	1	#Max	QAM16	21.52
Band4	10	20350	25	#0	QAM16	20.20
Band4	10	20350	25	#Max	QAM16	20.23
Band4	15	20025	1	#0	QPSK	22.68
Band4	15	20025	1	#Mid	QPSK	22.73
Band4	15	20025	1	#Max	QPSK	22.55
Band4	15	20025	36	#0	QPSK	21.61
Band4	15	20025	36	#Max	QPSK	21.67
Band4	15	20025	75	#0	QPSK	21.60
Band4	15	20025	1	#0	QAM16	21.96
Band4	15	20025	1	#Mid	QAM16	22.01
Band4	15	20025	1	#Max	QAM16	21.89
Band4	15	20175	1	#0	QPSK	22.42
Band4	15	20175	1	#Mid	QPSK	22.54
Band4	15	20175	1	#Max	QPSK	22.44
Band4	15	20175	36	#0	QPSK	21.43
Band4	15	20175	36	#Max	QPSK	21.52
Band4	15	20175	75	#0	QPSK	21.50
Band4	15	20175	1	#0	QAM16	21.67

Any report having not been signed by authorized approver, or having been altered without authorization, or having not been stamped by the "Dedicated Testing/Inspection Stamp" is deemed to be invalid. Copying or excerpting portion of, or altering the content of the report is not permitted without the written authorization of AGC. The test results presented in the report apply only to the tested sample. Any objections to report issued by AGC should be submitted to AGC within 15days after the issuance of the test report. Further enquiry of validity or verification of the test report should be addressed to AGC by agc01@agccert.com.

Band4	15	20175	1	#Mid	QAM16	21.81
Band4	15	20175	1	#Max	QAM16	21.71
Band4	15	20325	1	#0	QPSK	22.51
Band4	15	20325	1	#Mid	QPSK	22.87
Band4	15	20325	1	#Max	QPSK	22.83
Band4	15	20325	36	#0	QPSK	21.76
Band4	15	20325	36	#Max	QPSK	21.85
Band4	15	20325	75	#0	QPSK	21.83
Band4	15	20325	1	#0	QAM16	21.69
Band4	15	20325	1	#Mid	QAM16	22.23
Band4	15	20325	1	#Max	QAM16	21.94
Band4	20	20050	1	#0	QPSK	22.57
Band4	20	20050	1	#Mid	QPSK	22.73
Band4	20	20050	1	#Max	QPSK	22.35
Band4	20	20050	50	#0	QPSK	21.52
Band4	20	20050	50	#Max	QPSK	21.46
Band4	20	20050	100	#0	QPSK	21.57
Band4	20	20050	1	#0	QAM16	21.75
Band4	20	20050	1	#Mid	QAM16	22.00
Band4	20	20050	1	#Max	QAM16	21.66
Band4	20	20175	1	#0	QPSK	22.48
Band4	20	20175	1	#Mid	QPSK	22.57
Band4	20	20175	1	#Max	QPSK	22.57
Band4	20	20175	50	#0	QPSK	21.36
Band4	20	20175	50	#Max	QPSK	21.44
Band4	20	20175	100	#0	QPSK	21.42
Band4	20	20175	1	#0	QAM16	21.31
Band4	20	20175	1	#Mid	QAM16	21.52
Band4	20	20175	1	#Max	QAM16	21.49
Band4	20	20300	1	#0	QPSK	22.28
Band4	20	20300	1	#Mid	QPSK	**23.02**
Band4	20	20300	1	#Max	QPSK	22.69
Band4	20	20300	50	#0	QPSK	21.40
Band4	20	20300	50	#Max	QPSK	21.79
Band4	20	20300	100	#0	QPSK	21.60
Band4	20	20300	1	#0	QAM16	21.20
Band4	20	20300	1	#Mid	QAM16	21.82
Band4	20	20300	1	#Max	QAM16	21.47

Any report having not been signed by authorized approver, or having been altered without authorization, or having not been stamped by the "Dedicated Testing/Inspection Stamp" is deemed to be invalid. Copying or excerpting portion of, or altering the content of the report is not permitted without the written authorization of AGC. The test results presented in the report apply only to the tested sample. Any objections to report issued by AGC should be submitted to AGC within 15days after the issuance of the test report. Further enquiry of validity or verification of the test report should be addressed to AGC by agc01@agccert.com.

Band	Bandwidth (MHz)	UL Channel	RB Size	RB Position	Modulation	Power (dBm)
Band5	1.4	20407	1	#0	QPSK	23.10
Band5	1.4	20407	1	#Mid	QPSK	22.94
Band5	1.4	20407	1	#Max	QPSK	22.75
Band5	1.4	20407	3	#0	QPSK	22.73
Band5	1.4	20407	3	#Max	QPSK	22.64
Band5	1.4	20407	6	#0	QPSK	21.75
Band5	1.4	20407	1	#0	QAM16	21.89
Band5	1.4	20407	1	#Mid	QAM16	21.93
Band5	1.4	20407	1	#Max	QAM16	21.81
Band5	1.4	20407	3	#0	QAM16	21.95
Band5	1.4	20407	3	#Max	QAM16	22.00
Band5	1.4	20407	6	#0	QAM16	20.95
Band5	1.4	20525	1	#0	QPSK	23.06
Band5	1.4	20525	1	#Mid	QPSK	23.26
Band5	1.4	20525	1	#Max	QPSK	23.11
Band5	1.4	20525	3	#0	QPSK	23.20
Band5	1.4	20525	3	#Max	QPSK	23.10
Band5	1.4	20525	6	#0	QPSK	22.23
Band5	1.4	20525	1	#0	QAM16	22.44
Band5	1.4	20525	1	#Mid	QAM16	22.45
Band5	1.4	20525	1	#Max	QAM16	22.36
Band5	1.4	20525	3	#0	QAM16	22.32
Band5	1.4	20525	3	#Max	QAM16	22.35
Band5	1.4	20525	6	#0	QAM16	21.41
Band5	1.4	20643	1	#0	QPSK	22.93
Band5	1.4	20643	1	#Mid	QPSK	22.81
Band5	1.4	20643	1	#Max	QPSK	22.71
Band5	1.4	20643	3	#0	QPSK	22.78
Band5	1.4	20643	3	#Max	QPSK	22.72
Band5	1.4	20643	6	#0	QPSK	21.94
Band5	1.4	20643	1	#0	QAM16	21.91
Band5	1.4	20643	1	#Mid	QAM16	21.83
Band5	1.4	20643	1	#Max	QAM16	21.81
Band5	1.4	20643	3	#0	QAM16	21.95
Band5	1.4	20643	3	#Max	QAM16	21.88
Band5	1.4	20643	6	#0	QAM16	21.07
Band5	3	20415	1	#0	QPSK	22.46

Any report having not been signed by authorized approver, or having been altered without authorization, or having not been stamped by the "Dedicated Testing/Inspection Stamp" is deemed to be invalid. Copying or excerpting portion of, or altering the content of the report is not permitted without the written authorization of AGC. The test results presented in the report apply only to the tested sample. Any objections to report issued by AGC should be submitted to AGC within 15days after the issuance of the test report. Further enquiry of validity or verification of the test report should be addressed to AGC by agc01@agccert.com.

Band5	3	20415	1	#Mid	QPSK	22.40
Band5	3	20415	1	#Max	QPSK	22.33
Band5	3	20415	8	#0	QPSK	21.58
Band5	3	20415	8	#Max	QPSK	21.55
Band5	3	20415	15	#0	QPSK	21.55
Band5	3	20415	1	#0	QAM16	21.86
Band5	3	20415	1	#Mid	QAM16	21.85
Band5	3	20415	1	#Max	QAM16	21.81
Band5	3	20415	8	#0	QAM16	20.74
Band5	3	20415	8	#Max	QAM16	20.73
Band5	3	20415	15	#0	QAM16	20.68
Band5	3	20525	1	#0	QPSK	23.05
Band5	3	20525	1	#Mid	QPSK	23.15
Band5	3	20525	1	#Max	QPSK	22.92
Band5	3	20525	8	#0	QPSK	22.23
Band5	3	20525	8	#Max	QPSK	22.16
Band5	3	20525	15	#0	QPSK	22.16
Band5	3	20525	1	#0	QAM16	22.33
Band5	3	20525	1	#Mid	QAM16	22.41
Band5	3	20525	1	#Max	QAM16	22.20
Band5	3	20525	8	#0	QAM16	21.43
Band5	3	20525	8	#Max	QAM16	21.30
Band5	3	20525	15	#0	QAM16	21.25
Band5	3	20635	1	#0	QPSK	22.81
Band5	3	20635	1	#Mid	QPSK	22.88
Band5	3	20635	1	#Max	QPSK	22.63
Band5	3	20635	8	#0	QPSK	21.92
Band5	3	20635	8	#Max	QPSK	21.87
Band5	3	20635	15	#0	QPSK	21.83
Band5	3	20635	1	#0	QAM16	21.80
Band5	3	20635	1	#Mid	QAM16	21.91
Band5	3	20635	1	#Max	QAM16	21.69
Band5	3	20635	8	#0	QAM16	21.06
Band5	3	20635	8	#Max	QAM16	21.07
Band5	3	20635	15	#0	QAM16	21.10
Band5	5	20425	1	#0	QPSK	22.58
Band5	5	20425	1	#Mid	QPSK	22.50
Band5	5	20425	1	#Max	QPSK	22.33
Band5	5	20425	12	#0	QPSK	21.45
Band5	5	20425	12	#Max	QPSK	21.53

Any report having not been signed by authorized approver, or having been altered without authorization, or having not been stamped by the "Dedicated Testing/Inspection Stamp" is deemed to be invalid. Copying or excerpting portion of, or altering the content of the report is not permitted without the written authorization of AGC. The test results presented in the report apply only to the tested sample. Any objections to report issued by AGC should be submitted to AGC within 15days after the issuance of the test report. Further enquiry of validity or verification of the test report should be addressed to AGC by agc01@agccert.com.

Band5	5	20425	25	#0	QPSK	21.57
Band5	5	20425	1	#0	QAM16	21.99
Band5	5	20425	1	#Mid	QAM16	22.00
Band5	5	20425	1	#Max	QAM16	22.04
Band5	5	20425	12	#0	QAM16	20.64
Band5	5	20425	12	#Max	QAM16	20.78
Band5	5	20425	25	#0	QAM16	20.76
Band5	5	20525	1	#0	QPSK	23.25
Band5	5	20525	1	#Mid	QPSK	23.17
Band5	5	20525	1	#Max	QPSK	22.90
Band5	5	20525	12	#0	QPSK	22.18
Band5	5	20525	12	#Max	QPSK	21.97
Band5	5	20525	25	#0	QPSK	22.08
Band5	5	20525	1	#0	QAM16	22.53
Band5	5	20525	1	#Mid	QAM16	22.47
Band5	5	20525	1	#Max	QAM16	22.24
Band5	5	20525	12	#0	QAM16	21.37
Band5	5	20525	12	#Max	QAM16	21.19
Band5	5	20525	25	#0	QAM16	21.26
Band5	5	20625	1	#0	QPSK	22.75
Band5	5	20625	1	#Mid	QPSK	22.95
Band5	5	20625	1	#Max	QPSK	22.61
Band5	5	20625	12	#0	QPSK	21.85
Band5	5	20625	12	#Max	QPSK	21.81
Band5	5	20625	25	#0	QPSK	21.82
Band5	5	20625	1	#0	QAM16	22.01
Band5	5	20625	1	#Mid	QAM16	22.27
Band5	5	20625	1	#Max	QAM16	22.03
Band5	5	20625	12	#0	QAM16	21.03
Band5	5	20625	12	#Max	QAM16	21.11
Band5	5	20625	25	#0	QAM16	20.99
Band5	10	20450	1	#0	QPSK	22.41
Band5	10	20450	1	#Mid	QPSK	22.58
Band5	10	20450	1	#Max	QPSK	22.98
Band5	10	20450	25	#0	QPSK	21.40
Band5	10	20450	25	#Max	QPSK	21.87
Band5	10	20450	50	#0	QPSK	21.60
Band5	10	20450	1	#0	QAM16	21.81
Band5	10	20450	1	#Mid	QAM16	21.99
Band5	10	20450	1	#Max	QAM16	22.29

Any report having not been signed by authorized approver, or having been altered without authorization, or having not been stamped by the "Dedicated Testing/Inspection Stamp" is deemed to be invalid. Copying or excerpting portion of, or altering the content of the report is not permitted without the written authorization of AGC. The test results presented in the report apply only to the tested sample. Any objections to report issued by AGC should be submitted to AGC within 15days after the issuance of the test report. Further enquiry of validity or verification of the test report should be addressed to AGC by agc01@agccert.com.

Band5	10	20450	25	#0	QAM16	20.63
Band5	10	20450	25	#Max	QAM16	21.10
Band5	10	20525	1	#0	QPSK	23.10
Band5	10	20525	1	#Mid	QPSK	**23.28**
Band5	10	20525	1	#Max	QPSK	22.56
Band5	10	20525	25	#0	QPSK	21.85
Band5	10	20525	25	#Max	QPSK	21.73
Band5	10	20525	50	#0	QPSK	21.78
Band5	10	20525	1	#0	QAM16	22.34
Band5	10	20525	1	#Mid	QAM16	22.53
Band5	10	20525	1	#Max	QAM16	21.85
Band5	10	20525	25	#0	QAM16	21.18
Band5	10	20525	25	#Max	QAM16	20.93
Band5	10	20600	1	#0	QPSK	22.75
Band5	10	20600	1	#Mid	QPSK	22.67
Band5	10	20600	1	#Max	QPSK	22.59
Band5	10	20600	25	#0	QPSK	21.39
Band5	10	20600	25	#Max	QPSK	21.65
Band5	10	20600	50	#0	QPSK	21.56
Band5	10	20600	1	#0	QAM16	21.69
Band5	10	20600	1	#Mid	QAM16	21.65
Band5	10	20600	1	#Max	QAM16	21.64
Band5	10	20600	25	#0	QAM16	20.62
Band5	10	20600	25	#Max	QAM16	20.82

Any report having not been signed by authorized approver, or having been altered without authorization, or having not been stamped by the "Dedicated Testing/Inspection Stamp" is deemed to be invalid. Copying or excerpting portion of, or altering the content of the report is not permitted without the written authorization of AGC. The test results presented in the report apply only to the tested sample. Any objections to report issued by AGC should be submitted to AGC within 15days after the issuance of the test report. Further enquiry of validity or verification of the test report should be addressed to AGC by agc01@agccert.com.

Band	Bandwidth (MHz)	UL Channel	RB Size	RB Position	Modulation	Power (dBm)
Band7	5	20775	1	#0	QPSK	22.37
Band7	5	20775	1	#Mid	QPSK	22.77
Band7	5	20775	1	#Max	QPSK	22.97
Band7	5	20775	12	#0	QPSK	21.67
Band7	5	20775	12	#Max	QPSK	21.99
Band7	5	20775	25	#0	QPSK	21.91
Band7	5	20775	1	#0	QAM16	21.87
Band7	5	20775	1	#Mid	QAM16	22.33
Band7	5	20775	1	#Max	QAM16	22.52
Band7	5	20775	12	#0	QAM16	20.90
Band7	5	20775	12	#Max	QAM16	21.24
Band7	5	20775	25	#0	QAM16	21.06
Band7	5	21100	1	#0	QPSK	22.70
Band7	5	21100	1	#Mid	QPSK	23.01
Band7	5	21100	1	#Max	QPSK	23.03
Band7	5	21100	12	#0	QPSK	21.93
Band7	5	21100	12	#Max	QPSK	22.14
Band7	5	21100	25	#0	QPSK	22.17
Band7	5	21100	1	#0	QAM16	22.06
Band7	5	21100	1	#Mid	QAM16	22.39
Band7	5	21100	1	#Max	QAM16	22.44
Band7	5	21100	12	#0	QAM16	21.14
Band7	5	21100	12	#Max	QAM16	21.34
Band7	5	21100	25	#0	QAM16	21.36
Band7	5	21425	1	#0	QPSK	22.41
Band7	5	21425	1	#Mid	QPSK	22.55
Band7	5	21425	1	#Max	QPSK	22.12
Band7	5	21425	12	#0	QPSK	21.64
Band7	5	21425	12	#Max	QPSK	21.57
Band7	5	21425	25	#0	QPSK	21.80
Band7	5	21425	1	#0	QAM16	21.88
Band7	5	21425	1	#Mid	QAM16	22.09
Band7	5	21425	1	#Max	QAM16	21.71
Band7	5	21425	12	#0	QAM16	20.93
Band7	5	21425	12	#Max	QAM16	20.95
Band7	5	21425	25	#0	QAM16	21.12
Band7	10	20800	1	#0	QPSK	22.53

Any report having not been signed by authorized approver, or having been altered without authorization, or having not been stamped by the "Dedicated Testing/Inspection Stamp" is deemed to be invalid. Copying or excerpting portion of, or altering the content of the report is not permitted without the written authorization of AGC. The test results presented in the report apply only to the tested sample. Any objections to report issued by AGC should be submitted to AGC within 15days after the issuance of the test report. Further enquiry of validity or verification of the test report should be addressed to AGC by agc01@agccert.com.

Band7	10	20800	1	#Mid	QPSK	23.13
Band7	10	20800	1	#Max	QPSK	23.13
Band7	10	20800	25	#0	QPSK	21.84
Band7	10	20800	25	#Max	QPSK	22.22
Band7	10	20800	50	#0	QPSK	22.20
Band7	10	20800	1	#0	QAM16	21.84
Band7	10	20800	1	#Mid	QAM16	22.63
Band7	10	20800	1	#Max	QAM16	22.62
Band7	10	20800	25	#0	QAM16	21.15
Band7	10	20800	25	#Max	QAM16	21.53
Band7	10	21100	1	#0	QPSK	22.43
Band7	10	21100	1	#Mid	QPSK	22.93
Band7	10	21100	1	#Max	QPSK	23.08
Band7	10	21100	25	#0	QPSK	21.57
Band7	10	21100	25	#Max	QPSK	22.06
Band7	10	21100	50	#0	QPSK	21.98
Band7	10	21100	1	#0	QAM16	21.78
Band7	10	21100	1	#Mid	QAM16	22.35
Band7	10	21100	1	#Max	QAM16	22.50
Band7	10	21100	25	#0	QAM16	20.89
Band7	10	21100	25	#Max	QAM16	21.42
Band7	10	21400	1	#0	QPSK	21.97
Band7	10	21400	1	#Mid	QPSK	22.42
Band7	10	21400	1	#Max	QPSK	22.16
Band7	10	21400	25	#0	QPSK	21.17
Band7	10	21400	25	#Max	QPSK	21.62
Band7	10	21400	50	#0	QPSK	21.42
Band7	10	21400	1	#0	QAM16	21.05
Band7	10	21400	1	#Mid	QAM16	21.51
Band7	10	21400	1	#Max	QAM16	21.30
Band7	10	21400	25	#0	QAM16	20.48
Band7	10	21400	25	#Max	QAM16	20.92
Band7	15	20825	1	#0	QPSK	22.75
Band7	15	20825	1	#Mid	QPSK	23.35
Band7	15	20825	1	#Max	QPSK	23.34
Band7	15	20825	36	#0	QPSK	22.34
Band7	15	20825	36	#Max	QPSK	22.64
Band7	15	20825	75	#0	QPSK	22.62
Band7	15	20825	1	#0	QAM16	22.08
Band7	15	20825	1	#Mid	QAM16	21.99

Any report having not been signed by authorized approver, or having been altered without authorization, or having not been stamped by the "Dedicated Testing/Inspection Stamp" is deemed to be invalid. Copying or excerpting portion of, or altering the content of the report is not permitted without the written authorization of AGC. The test results presented in the report apply only to the tested sample. Any objections to report issued by AGC should be submitted to AGC within 15days after the issuance of the test report. Further enquiry of validity or verification of the test report should be addressed to AGC by agc01@agccert.com.

Band7	15	20825	1	#Max	QAM16	22.84
Band7	15	21100	1	#0	QPSK	22.43
Band7	15	21100	1	#Mid	QPSK	23.06
Band7	15	21100	1	#Max	QPSK	23.18
Band7	15	21100	36	#0	QPSK	21.88
Band7	15	21100	36	#Max	QPSK	22.46
Band7	15	21100	75	#0	QPSK	22.37
Band7	15	21100	1	#0	QAM16	21.79
Band7	15	21100	1	#Mid	QAM16	22.48
Band7	15	21100	1	#Max	QAM16	22.65
Band7	15	21375	1	#0	QPSK	22.71
Band7	15	21375	1	#Mid	QPSK	22.46
Band7	15	21375	1	#Max	QPSK	22.38
Band7	15	21375	36	#0	QPSK	21.51
Band7	15	21375	36	#Max	QPSK	21.79
Band7	15	21375	75	#0	QPSK	21.37
Band7	15	21375	1	#0	QAM16	21.93
Band7	15	21375	1	#Mid	QAM16	21.76
Band7	15	21375	1	#Max	QAM16	21.66
Band7	20	20850	1	#0	QPSK	22.70
Band7	20	20850	1	#Mid	QPSK	**23.53**
Band7	20	20850	1	#Max	QPSK	22.38
Band7	20	20850	50	#0	QPSK	22.57
Band7	20	20850	50	#Max	QPSK	22.27
Band7	20	20850	100	#0	QPSK	22.40
Band7	20	20850	1	#0	QAM16	22.85
Band7	20	20850	1	#Mid	QAM16	22.85
Band7	20	20850	1	#Max	QAM16	21.73
Band7	20	21100	1	#0	QPSK	22.26
Band7	20	21100	1	#Mid	QPSK	23.16
Band7	20	21100	1	#Max	QPSK	23.12
Band7	20	21100	50	#0	QPSK	21.70
Band7	20	21100	50	#Max	QPSK	22.59
Band7	20	21100	100	#0	QPSK	22.37
Band7	20	21100	1	#0	QAM16	21.21
Band7	20	21100	1	#Mid	QAM16	22.28
Band7	20	21100	1	#Max	QAM16	22.18
Band7	20	21350	1	#0	QPSK	22.83
Band7	20	21350	1	#Mid	QPSK	22.29
Band7	20	21350	1	#Max	QPSK	22.34

Any report having not been signed by authorized approver, or having been altered without authorization, or having not been stamped by the "Dedicated Testing/Inspection Stamp" is deemed to be invalid. Copying or excerpting portion of, or altering the content of the report is not permitted without the written authorization of AGC. The test results presented in the report apply only to the tested sample. Any objections to report issued by AGC should be submitted to AGC within 15days after the issuance of the test report. Further enquiry of validity or verification of the test report should be addressed to AGC by agc01@agccert.com.

Band7	20	21350	50	#0	QPSK	21.87
Band7	20	21350	50	#Max	QPSK	21.64
Band7	20	21350	100	#0	QPSK	20.85
Band7	20	21350	1	#0	QAM16	21.85
Band7	20	21350	1	#Mid	QAM16	21.29
Band7	20	21350	1	#Max	QAM16	21.36

Any report having not been signed by authorized approver, or having been altered without authorization, or having not been stamped by the "Dedicated Testing/Inspection Stamp" is deemed to be invalid. Copying or excerpting portion of, or altering the content of the report is not permitted without the written authorization of AGC. The test results presented in the report apply only to the tested sample. Any objections to report issued by AGC should be submitted to AGC within 15days after the issuance of the test report. Further enquiry of validity or verification of the test report should be addressed to AGC by agc01@agccert.com.

Band	Bandwidth (MHz)	UL Channel	RB Size	RB Position	Modulation	Power (dBm)
Band12	1.4	23017	1	#0	QPSK	23.05
Band12	1.4	23017	1	#Mid	QPSK	22.78
Band12	1.4	23017	1	#Max	QPSK	22.55
Band12	1.4	23017	3	#0	QPSK	22.85
Band12	1.4	23017	3	#Max	QPSK	22.62
Band12	1.4	23017	6	#0	QPSK	21.82
Band12	1.4	23017	1	#0	QAM16	22.11
Band12	1.4	23017	1	#Mid	QAM16	21.93
Band12	1.4	23017	1	#Max	QAM16	21.70
Band12	1.4	23017	3	#0	QAM16	22.17
Band12	1.4	23017	3	#Max	QAM16	21.90
Band12	1.4	23017	6	#0	QAM16	21.00
Band12	1.4	23095	1	#0	QPSK	24.03
Band12	1.4	23095	1	#Mid	QPSK	23.86
Band12	1.4	23095	1	#Max	QPSK	23.65
Band12	1.4	23095	3	#0	QPSK	24.01
Band12	1.4	23095	3	#Max	QPSK	23.73
Band12	1.4	23095	6	#0	QPSK	23.01
Band12	1.4	23095	1	#0	QAM16	23.32
Band12	1.4	23095	1	#Mid	QAM16	23.16
Band12	1.4	23095	1	#Max	QAM16	22.98
Band12	1.4	23095	3	#0	QAM16	23.14
Band12	1.4	23095	3	#Max	QAM16	22.94
Band12	1.4	23095	6	#0	QAM16	21.98
Band12	1.4	23173	1	#0	QPSK	22.70
Band12	1.4	23173	1	#Mid	QPSK	22.85
Band12	1.4	23173	1	#Max	QPSK	22.70
Band12	1.4	23173	3	#0	QPSK	22.72
Band12	1.4	23173	3	#Max	QPSK	22.66
Band12	1.4	23173	6	#0	QPSK	21.84
Band12	1.4	23173	1	#0	QAM16	21.64
Band12	1.4	23173	1	#Mid	QAM16	21.79
Band12	1.4	23173	1	#Max	QAM16	21.70
Band12	1.4	23173	3	#0	QAM16	21.81
Band12	1.4	23173	3	#Max	QAM16	21.78
Band12	1.4	23173	6	#0	QAM16	21.00
Band12	3	23025	1	#0	QPSK	22.79

Any report having not been signed by authorized approver, or having been altered without authorization, or having not been stamped by the "Dedicated Testing/Inspection Stamp" is deemed to be invalid. Copying or excerpting portion of, or altering the content of the report is not permitted without the written authorization of AGC. The test results presented in the report apply only to the tested sample. Any objections to report issued by AGC should be submitted to AGC within 15days after the issuance of the test report. Further enquiry of validity or verification of the test report should be addressed to AGC by agc01@agccert.com.

Band12	3	23025	1	#Mid	QPSK	22.38
Band12	3	23025	1	#Max	QPSK	22.24
Band12	3	23025	8	#0	QPSK	21.74
Band12	3	23025	8	#Max	QPSK	21.54
Band12	3	23025	15	#0	QPSK	21.61
Band12	3	23025	1	#0	QAM16	22.18
Band12	3	23025	1	#Mid	QAM16	21.83
Band12	3	23025	1	#Max	QAM16	21.68
Band12	3	23025	8	#0	QAM16	20.86
Band12	3	23025	8	#Max	QAM16	20.73
Band12	3	23025	15	#0	QAM16	20.76
Band12	3	23095	1	#0	QPSK	24.08
Band12	3	23095	1	#Mid	QPSK	23.78
Band12	3	23095	1	#Max	QPSK	23.08
Band12	3	23095	8	#0	QPSK	23.14
Band12	3	23095	8	#Max	QPSK	22.68
Band12	3	23095	15	#0	QPSK	22.92
Band12	3	23095	1	#0	QAM16	23.05
Band12	3	23095	1	#Mid	QAM16	23.04
Band12	3	23095	1	#Max	QAM16	22.41
Band12	3	23095	8	#0	QAM16	22.20
Band12	3	23095	8	#Max	QAM16	21.71
Band12	3	23095	15	#0	QAM16	21.85
Band12	3	23165	1	#0	QPSK	21.64
Band12	3	23165	1	#Mid	QPSK	22.49
Band12	3	23165	1	#Max	QPSK	22.64
Band12	3	23165	8	#0	QPSK	21.12
Band12	3	23165	8	#Max	QPSK	21.79
Band12	3	23165	15	#0	QPSK	21.48
Band12	3	23165	1	#0	QAM16	20.67
Band12	3	23165	1	#Mid	QAM16	21.52
Band12	3	23165	1	#Max	QAM16	21.67
Band12	3	23165	8	#0	QAM16	20.27
Band12	3	23165	8	#Max	QAM16	20.96
Band12	3	23165	15	#0	QAM16	20.66
Band12	5	23035	1	#0	QPSK	23.01
Band12	5	23035	1	#Mid	QPSK	22.52
Band12	5	23035	1	#Max	QPSK	22.77
Band12	5	23035	12	#0	QPSK	21.65
Band12	5	23035	12	#Max	QPSK	21.57

Any report having not been signed by authorized approver, or having been altered without authorization, or having not been stamped by the "Dedicated Testing/Inspection Stamp" is deemed to be invalid. Copying or excerpting portion of, or altering the content of the report is not permitted without the written authorization of AGC. The test results presented in the report apply only to the tested sample. Any objections to report issued by AGC should be submitted to AGC within 15days after the issuance of the test report. Further enquiry of validity or verification of the test report should be addressed to AGC by agc01@agccert.com.

Band12	5	23035	25	#0	QPSK	21.58
Band12	5	23035	1	#0	QAM16	22.34
Band12	5	23035	1	#Mid	QAM16	21.93
Band12	5	23035	1	#Max	QAM16	22.21
Band12	5	23035	12	#0	QAM16	20.77
Band12	5	23035	12	#Max	QAM16	20.73
Band12	5	23035	25	#0	QAM16	20.77
Band12	5	23095	1	#0	QPSK	23.81
Band12	5	23095	1	#Mid	QPSK	23.81
Band12	5	23095	1	#Max	QPSK	22.76
Band12	5	23095	12	#0	QPSK	23.09
Band12	5	23095	12	#Max	QPSK	22.36
Band12	5	23095	25	#0	QPSK	22.78
Band12	5	23095	1	#0	QAM16	23.07
Band12	5	23095	1	#Mid	QAM16	23.10
Band12	5	23095	1	#Max	QAM16	22.04
Band12	5	23095	12	#0	QAM16	22.17
Band12	5	23095	12	#Max	QAM16	21.41
Band12	5	23095	25	#0	QAM16	21.78
Band12	5	23155	1	#0	QPSK	22.07
Band12	5	23155	1	#Mid	QPSK	21.93
Band12	5	23155	1	#Max	QPSK	22.64
Band12	5	23155	12	#0	QPSK	20.82
Band12	5	23155	12	#Max	QPSK	21.47
Band12	5	23155	25	#0	QPSK	21.13
Band12	5	23155	1	#0	QAM16	21.35
Band12	5	23155	1	#Mid	QAM16	21.31
Band12	5	23155	1	#Max	QAM16	22.09
Band12	5	23155	12	#0	QAM16	20.05
Band12	5	23155	12	#Max	QAM16	20.75
Band12	5	23155	25	#0	QAM16	20.35
Band12	10	23060	1	#0	QPSK	22.84
Band12	10	23060	1	#Mid	QPSK	23.00
Band12	10	23060	1	#Max	QPSK	23.43
Band12	10	23060	25	#0	QPSK	21.50
Band12	10	23060	25	#Max	QPSK	22.73
Band12	10	23060	50	#0	QPSK	22.17
Band12	10	23060	1	#0	QAM16	22.12
Band12	10	23060	1	#Mid	QAM16	22.37
Band12	10	23060	1	#Max	QAM16	22.72

Any report having not been signed by authorized approver, or having been altered without authorization, or having not been stamped by the "Dedicated Testing/Inspection Stamp" is deemed to be invalid. Copying or excerpting portion of, or altering the content of the report is not permitted without the written authorization of AGC. The test results presented in the report apply only to the tested sample. Any objections to report issued by AGC should be submitted to AGC within 15days after the issuance of the test report. Further enquiry of validity or verification of the test report should be addressed to AGC by agc01@agccert.com.

Band12	10	23060	25	#0	QAM16	20.65
Band12	10	23060	25	#Max	QAM16	21.80
Band12	10	23095	1	#0	QPSK	22.46
Band12	10	23095	1	#Mid	QPSK	23.77
Band12	10	23095	1	#Max	QPSK	21.71
Band12	10	23095	25	#0	QPSK	22.48
Band12	10	23095	25	#Max	QPSK	21.66
Band12	10	23095	50	#0	QPSK	22.06
Band12	10	23095	1	#0	QAM16	21.72
Band12	10	23095	1	#Mid	QAM16	23.37
Band12	10	23095	1	#Max	QAM16	21.01
Band12	10	23095	25	#0	QAM16	21.67
Band12	10	23095	25	#Max	QAM16	20.77
Band12	10	23130	1	#0	QPSK	**24.16**
Band12	10	23130	1	#Mid	QPSK	22.17
Band12	10	23130	1	#Max	QPSK	22.75
Band12	10	23130	25	#0	QPSK	21.96
Band12	10	23130	25	#Max	QPSK	20.93
Band12	10	23130	50	#0	QPSK	21.46
Band12	10	23130	1	#0	QAM16	23.07
Band12	10	23130	1	#Mid	QAM16	21.09
Band12	10	23130	1	#Max	QAM16	21.80
Band12	10	23130	25	#0	QAM16	21.07
Band12	10	23130	25	#Max	QAM16	20.09

Any report having not been signed by authorized approver, or having been altered without authorization, or having not been stamped by the "Dedicated Testing/Inspection Stamp" is deemed to be invalid. Copying or excerpting portion of, or altering the content of the report is not permitted without the written authorization of AGC. The test results presented in the report apply only to the tested sample. Any objections to report issued by AGC should be submitted to AGC within 15days after the issuance of the test report. Further enquiry of validity or verification of the test report should be addressed to AGC by agc01@agccert.com.

Band	Bandwidth (MHz)	UL Channel	RB Size	RB Position	Modulation	Power (dBm)
Band13	5	23205	1	#0	QPSK	22.03
Band13	5	23205	1	#Mid	QPSK	21.72
Band13	5	23205	1	#Max	QPSK	22.41
Band13	5	23205	12	#0	QPSK	20.90
Band13	5	23205	12	#Max	QPSK	21.18
Band13	5	23205	25	#0	QPSK	21.02
Band13	5	23205	1	#0	QAM16	21.43
Band13	5	23205	1	#Mid	QAM16	21.27
Band13	5	23205	1	#Max	QAM16	21.91
Band13	5	23205	12	#0	QAM16	20.03
Band13	5	23205	12	#Max	QAM16	20.38
Band13	5	23205	25	#0	QAM16	20.22
Band13	5	23230	1	#0	QPSK	21.61
Band13	5	23230	1	#Mid	QPSK	22.51
Band13	5	23230	1	#Max	QPSK	21.11
Band13	5	23230	12	#0	QPSK	21.26
Band13	5	23230	12	#Max	QPSK	22.06
Band13	5	23230	25	#0	QPSK	21.55
Band13	5	23230	1	#0	QAM16	21.05
Band13	5	23230	1	#Mid	QAM16	21.95
Band13	5	23230	1	#Max	QAM16	20.19
Band13	5	23230	12	#0	QAM16	20.44
Band13	5	23230	12	#Max	QAM16	21.23
Band13	5	23230	25	#0	QAM16	20.73
Band13	5	23255	1	#0	QPSK	22.57
Band13	5	23255	1	#Mid	QPSK	23.26
Band13	5	23255	1	#Max	QPSK	22.25
Band13	5	23255	12	#0	QPSK	22.15
Band13	5	23255	12	#Max	QPSK	21.91
Band13	5	23255	25	#0	QPSK	22.01
Band13	5	23255	1	#0	QAM16	21.92
Band13	5	23255	1	#Mid	QAM16	22.67
Band13	5	23255	1	#Max	QAM16	21.76
Band13	5	23255	12	#0	QAM16	21.33
Band13	5	23255	12	#Max	QAM16	21.21
Band13	5	23255	25	#0	QAM16	21.25
Band13	10	23230	1	#0	QPSK	22.01

Any report having not been signed by authorized approver, or having been altered without authorization, or having not been stamped by the "Dedicated Testing/Inspection Stamp" is deemed to be invalid. Copying or excerpting portion of, or altering the content of the report is not permitted without the written authorization of AGC. The test results presented in the report apply only to the tested sample. Any objections to report issued by AGC should be submitted to AGC within 15days after the issuance of the test report. Further enquiry of validity or verification of the test report should be addressed to AGC by agc01@agccert.com.

Band13	10	23230	1	#Mid	QPSK	22.54
Band13	10	23230	1	#Max	QPSK	22.38
Band13	10	23230	25	#0	QPSK	20.93
Band13	10	23230	25	#Max	QPSK	21.88
Band13	10	23230	50	#0	QPSK	**23.31**
Band13	10	23230	1	#0	QAM16	21.28
Band13	10	23230	1	#Mid	QAM16	21.99
Band13	10	23230	1	#Max	QAM16	21.79
Band13	10	23230	25	#0	QAM16	22.71
Band13	10	23230	25	#Max	QAM16	21.13

Any report having not been signed by authorized approver, or having been altered without authorization, or having not been stamped by the "Dedicated Testing/Inspection Stamp" is deemed to be invalid. Copying or excerpting portion of, or altering the content of the report is not permitted without the written authorization of AGC. The test results presented in the report apply only to the tested sample. Any objections to report issued by AGC should be submitted to AGC within 15days after the issuance of the test report. Further enquiry of validity or verification of the test report should be addressed to AGC by agc01@agccert.com.

Band	Bandwidth (MHz)	UL Channel	RB Size	RB Position	Modulation	Power (dBm)
Band17	5	23755	1	#0	QPSK	22.37
Band17	5	23755	1	#Mid	QPSK	21.57
Band17	5	23755	1	#Max	QPSK	22.95
Band17	5	23755	12	#0	QPSK	22.13
Band17	5	23755	12	#Max	QPSK	22.34
Band17	5	23755	25	#0	QPSK	22.30
Band17	5	23755	1	#0	QAM16	21.84
Band17	5	23755	1	#Mid	QAM16	22.37
Band17	5	23755	1	#Max	QAM16	22.31
Band17	5	23755	12	#0	QAM16	21.12
Band17	5	23755	12	#Max	QAM16	21.33
Band17	5	23755	25	#0	QAM16	21.31
Band17	5	23790	1	#0	QPSK	23.25
Band17	5	23790	1	#Mid	QPSK	22.55
Band17	5	23790	1	#Max	QPSK	21.60
Band17	5	23790	12	#0	QPSK	21.80
Band17	5	23790	12	#Max	QPSK	21.15
Band17	5	23790	25	#0	QPSK	21.72
Band17	5	23790	1	#0	QAM16	22.51
Band17	5	23790	1	#Mid	QAM16	21.84
Band17	5	23790	1	#Max	QAM16	20.91
Band17	5	23790	12	#0	QAM16	20.79
Band17	5	23790	12	#Max	QAM16	20.14
Band17	5	23790	25	#0	QAM16	20.77
Band17	5	23825	1	#0	QPSK	21.95
Band17	5	23825	1	#Mid	QPSK	21.62
Band17	5	23825	1	#Max	QPSK	22.34
Band17	5	23825	12	#0	QPSK	20.61
Band17	5	23825	12	#Max	QPSK	21.17
Band17	5	23825	25	#0	QPSK	20.89
Band17	5	23825	1	#0	QAM16	21.19
Band17	5	23825	1	#Mid	QAM16	20.96
Band17	5	23825	1	#Max	QAM16	21.71
Band17	5	23825	12	#0	QAM16	19.75
Band17	5	23825	12	#Max	QAM16	20.31
Band17	5	23825	25	#0	QAM16	19.97
Band17	10	23780	1	#0	QPSK	22.40

Any report having not been signed by authorized approver, or having been altered without authorization, or having not been stamped by the "Dedicated Testing/Inspection Stamp" is deemed to be invalid. Copying or excerpting portion of, or altering the content of the report is not permitted without the written authorization of AGC. The test results presented in the report apply only to the tested sample. Any objections to report issued by AGC should be submitted to AGC within 15days after the issuance of the test report. Further enquiry of validity or verification of the test report should be addressed to AGC by agc01@agccert.com.

Band17	10	23780	1	#Mid	QPSK	22.51
Band17	10	23780	1	#Max	QPSK	21.33
Band17	10	23780	25	#0	QPSK	22.02
Band17	10	23780	25	#Max	QPSK	20.97
Band17	10	23780	50	#0	QPSK	21.21
Band17	10	23780	1	#0	QAM16	21.70
Band17	10	23780	1	#Mid	QAM16	21.90
Band17	10	23780	1	#Max	QAM16	20.75
Band17	10	23780	25	#0	QAM16	21.09
Band17	10	23780	25	#Max	QAM16	20.10
Band17	10	23790	1	#0	QPSK	23.15
Band17	10	23790	1	#Mid	QPSK	22.37
Band17	10	23790	1	#Max	QPSK	21.88
Band17	10	23790	25	#0	QPSK	21.88
Band17	10	23790	25	#Max	QPSK	20.68
Band17	10	23790	50	#0	QPSK	21.52
Band17	10	23790	1	#0	QAM16	22.32
Band17	10	23790	1	#Mid	QAM16	21.68
Band17	10	23790	1	#Max	QAM16	21.13
Band17	10	23790	25	#0	QAM16	20.92
Band17	10	23790	25	#Max	QAM16	19.82
Band17	10	23800	1	#0	QPSK	23.43
Band17	10	23800	1	#Mid	QPSK	21.96
Band17	10	23800	1	#Max	QPSK	22.39
Band17	10	23800	25	#0	QPSK	**23.59**
Band17	10	23800	25	#Max	QPSK	20.61
Band17	10	23800	50	#0	QPSK	21.36
Band17	10	23800	1	#0	QAM16	23.02
Band17	10	23800	1	#Mid	QAM16	20.96
Band17	10	23800	1	#Max	QAM16	21.36
Band17	10	23800	25	#0	QAM16	20.52
Band17	10	23800	25	#Max	QAM16	19.78

Any report having not been signed by authorized approver, or having been altered without authorization, or having not been stamped by the "Dedicated Testing/Inspection Stamp" is deemed to be invalid. Copying or excerpting portion of, or altering the content of the report is not permitted without the written authorization of AGC. The test results presented in the report apply only to the tested sample. Any objections to report issued by AGC should be submitted to AGC within 15days after the issuance of the test report. Further enquiry of validity or verification of the test report should be addressed to AGC by agc01@agccert.com.

Band	Bandwidth (MHz)	UL Channel	RB Size	RB Position	Modulation	Power (dBm)
Band38	5	37775	1	#0	QPSK	22.54
Band38	5	37775	1	#Mid	QPSK	22.64
Band38	5	37775	1	#Max	QPSK	22.54
Band38	5	37775	12	#0	QPSK	21.53
Band38	5	37775	12	#Max	QPSK	21.57
Band38	5	37775	25	#0	QPSK	21.55
Band38	5	37775	1	#0	QAM16	21.87
Band38	5	37775	1	#Mid	QAM16	22.06
Band38	5	37775	1	#Max	QAM16	21.92
Band38	5	37775	12	#0	QAM16	20.67
Band38	5	37775	12	#Max	QAM16	20.70
Band38	5	37775	25	#0	QAM16	20.72
Band38	5	38000	1	#0	QPSK	23.35
Band38	5	38000	1	#Mid	QPSK	23.60
Band38	5	38000	1	#Max	QPSK	23.46
Band38	5	38000	12	#0	QPSK	22.37
Band38	5	38000	12	#Max	QPSK	22.51
Band38	5	38000	25	#0	QPSK	22.45
Band38	5	38000	1	#0	QAM16	22.50
Band38	5	38000	1	#Mid	QAM16	22.77
Band38	5	38000	1	#Max	QAM16	22.66
Band38	5	38000	12	#0	QAM16	21.41
Band38	5	38000	12	#Max	QAM16	21.62
Band38	5	38000	25	#0	QAM16	21.56
Band38	5	38225	1	#0	QPSK	23.60
Band38	5	38225	1	#Mid	QPSK	23.59
Band38	5	38225	1	#Max	QPSK	23.51
Band38	5	38225	12	#0	QPSK	22.49
Band38	5	38225	12	#Max	QPSK	22.49
Band38	5	38225	25	#0	QPSK	22.49
Band38	5	38225	1	#0	QAM16	22.92
Band38	5	38225	1	#Mid	QAM16	22.98
Band38	5	38225	1	#Max	QAM16	22.85
Band38	5	38225	12	#0	QAM16	22.80
Band38	5	38225	12	#Max	QAM16	22.92
Band38	5	38225	25	#0	QAM16	22.98
Band38	10	37800	1	#0	QPSK	22.55

Any report having not been signed by authorized approver, or having been altered without authorization, or having not been stamped by the "Dedicated Testing/Inspection Stamp" is deemed to be invalid. Copying or excerpting portion of, or altering the content of the report is not permitted without the written authorization of AGC. The test results presented in the report apply only to the tested sample. Any objections to report issued by AGC should be submitted to AGC within 15days after the issuance of the test report. Further enquiry of validity or verification of the test report should be addressed to AGC by agc01@agccert.com.

Band38	10	37800	1	#Mid	QPSK	22.70
Band38	10	37800	1	#Max	QPSK	22.66
Band38	10	37800	25	#0	QPSK	21.47
Band38	10	37800	25	#Max	QPSK	21.61
Band38	10	37800	50	#0	QPSK	21.57
Band38	10	37800	1	#0	QAM16	21.43
Band38	10	37800	1	#Mid	QAM16	21.67
Band38	10	37800	1	#Max	QAM16	21.64
Band38	10	37800	25	#0	QAM16	20.59
Band38	10	37800	25	#Max	QAM16	20.68
Band38	10	38000	1	#0	QPSK	23.15
Band38	10	38000	1	#Mid	QPSK	23.61
Band38	10	38000	1	#Max	QPSK	23.48
Band38	10	38000	25	#0	QPSK	22.26
Band38	10	38000	25	#Max	QPSK	22.52
Band38	10	38000	50	#0	QPSK	22.44
Band38	10	38000	1	#0	QAM16	22.59
Band38	10	38000	1	#Mid	QAM16	22.98
Band38	10	38000	1	#Max	QAM16	22.96
Band38	10	38000	25	#0	QAM16	21.44
Band38	10	38000	25	#Max	QAM16	21.73
Band38	10	38200	1	#0	QPSK	23.62
Band38	10	38200	1	#Mid	QPSK	23.70
Band38	10	38200	1	#Max	QPSK	23.54
Band38	10	38200	25	#0	QPSK	22.42
Band38	10	38200	25	#Max	QPSK	22.47
Band38	10	38200	50	#0	QPSK	22.51
Band38	10	38200	1	#0	QAM16	22.49
Band38	10	38200	1	#Mid	QAM16	21.88
Band38	10	38200	1	#Max	QAM16	22.51
Band38	10	38200	25	#0	QAM16	21.53
Band38	10	38200	25	#Max	QAM16	21.57
Band38	15	37825	1	#0	QPSK	22.76
Band38	15	37825	1	#Mid	QPSK	22.93
Band38	15	37825	1	#Max	QPSK	23.02
Band38	15	37825	36	#0	QPSK	21.75
Band38	15	37825	36	#Max	QPSK	21.98
Band38	15	37825	75	#0	QPSK	21.88
Band38	15	37825	1	#0	QAM16	21.80
Band38	15	37825	1	#Mid	QAM16	22.04

Any report having not been signed by authorized approver, or having been altered without authorization, or having not been stamped by the "Dedicated Testing/Inspection Stamp" is deemed to be invalid. Copying or excerpting portion of, or altering the content of the report is not permitted without the written authorization of AGC. The test results presented in the report apply only to the tested sample. Any objections to report issued by AGC should be submitted to AGC within 15days after the issuance of the test report. Further enquiry of validity or verification of the test report should be addressed to AGC by agc01@agccert.com.

Band38	15	37825	1	#Max	QAM16	22.16
Band38	15	38000	1	#0	QPSK	23.20
Band38	15	38000	1	#Mid	QPSK	23.77
Band38	15	38000	1	#Max	QPSK	23.70
Band38	15	38000	36	#0	QPSK	22.51
Band38	15	38000	36	#Max	QPSK	22.82
Band38	15	38000	75	#0	QPSK	22.68
Band38	15	38000	1	#0	QAM16	22.61
Band38	15	38000	1	#Mid	QAM16	22.61
Band38	15	38000	1	#Max	QAM16	22.34
Band38	15	38175	1	#0	QPSK	23.80
Band38	15	38175	1	#Mid	QPSK	23.83
Band38	15	38175	1	#Max	QPSK	23.75
Band38	15	38175	36	#0	QPSK	22.75
Band38	15	38175	36	#Max	QPSK	22.78
Band38	15	38175	75	#0	QPSK	22.70
Band38	15	38175	1	#0	QAM16	22.82
Band38	15	38175	1	#Mid	QAM16	22.96
Band38	15	38175	1	#Max	QAM16	22.85
Band38	20	37850	1	#0	QPSK	22.63
Band38	20	37850	1	#Mid	QPSK	22.96
Band38	20	37850	1	#Max	QPSK	23.24
Band38	20	37850	50	#0	QPSK	21.80
Band38	20	37850	50	#Max	QPSK	22.14
Band38	20	37850	100	#0	QPSK	21.95
Band38	20	37850	1	#0	QAM16	21.88
Band38	20	37850	1	#Mid	QAM16	22.29
Band38	20	37850	1	#Max	QAM16	22.47
Band38	20	38000	1	#0	QPSK	23.09
Band38	20	38000	1	#Mid	QPSK	23.85
Band38	20	38000	1	#Max	QPSK	23.76
Band38	20	38000	50	#0	QPSK	22.39
Band38	20	38000	50	#Max	QPSK	22.80
Band38	20	38000	100	#0	QPSK	22.64
Band38	20	38000	1	#0	QAM16	22.05
Band38	20	38000	1	#Mid	QAM16	22.86
Band38	20	38000	1	#Max	QAM16	22.78
Band38	20	38150	1	#0	QPSK	23.65
Band38	20	38150	1	#Mid	QPSK	**23.90**
Band38	20	38150	1	#Max	QPSK	23.63

Any report having not been signed by authorized approver, or having been altered without authorization, or having not been stamped by the "Dedicated Testing/Inspection Stamp" is deemed to be invalid. Copying or excerpting portion of, or altering the content of the report is not permitted without the written authorization of AGC. The test results presented in the report apply only to the tested sample. Any objections to report issued by AGC should be submitted to AGC within 15days after the issuance of the test report. Further enquiry of validity or verification of the test report should be addressed to AGC by agc01@agccert.com.

Band38	20	38150	50	#0	QPSK	22.76
Band38	20	38150	50	#Max	QPSK	22.72
Band38	20	38150	100	#0	QPSK	22.72
Band38	20	38150	1	#0	QAM16	22.40
Band38	20	38150	1	#Mid	QAM16	23.15
Band38	20	38150	1	#Max	QAM16	23.15

Any report having not been signed by authorized approver, or having been altered without authorization, or having not been stamped by the "Dedicated Testing/Inspection Stamp" is deemed to be invalid. Copying or excerpting portion of, or altering the content of the report is not permitted without the written authorization of AGC. The test results presented in the report apply only to the tested sample. Any objections to report issued by AGC should be submitted to AGC within 15days after the issuance of the test report. Further enquiry of validity or verification of the test report should be addressed to AGC by agc01@agccert.com.

Band	Bandwidth (MHz)	UL Channel	RB Size	RB Position	Modulation	Power (dBm)
Band40a	5	38725	1	#0	QPSK	22.49
Band40a	5	38725	1	#Mid	QPSK	22.63
Band40a	5	38725	1	#Max	QPSK	22.54
Band40a	5	38725	12	#0	QPSK	21.41
Band40a	5	38725	12	#Max	QPSK	21.49
Band40a	5	38725	25	#0	QPSK	21.44
Band40a	5	38725	1	#0	QAM16	21.65
Band40a	5	38725	1	#Mid	QAM16	21.81
Band40a	5	38725	1	#Max	QAM16	21.74
Band40a	5	38725	12	#0	QAM16	20.55
Band40a	5	38725	12	#Max	QAM16	20.64
Band40a	5	38725	25	#0	QAM16	20.63
Band40a	5	38750	1	#0	QPSK	22.49
Band40a	5	38750	1	#Mid	QPSK	22.63
Band40a	5	38750	1	#Max	QPSK	22.53
Band40a	5	38750	12	#0	QPSK	21.50
Band40a	5	38750	12	#Max	QPSK	21.53
Band40a	5	38750	25	#0	QPSK	21.49
Band40a	5	38750	1	#0	QAM16	21.87
Band40a	5	38750	1	#Mid	QAM16	21.93
Band40a	5	38750	1	#Max	QAM16	21.87
Band40a	5	38750	12	#0	QAM16	20.73
Band40a	5	38750	12	#Max	QAM16	20.77
Band40a	5	38750	25	#0	QAM16	20.72
Band40a	5	38775	1	#0	QPSK	22.60
Band40a	5	38775	1	#Mid	QPSK	22.56
Band40a	5	38775	1	#Max	QPSK	22.61
Band40a	5	38775	12	#0	QPSK	21.50
Band40a	5	38775	12	#Max	QPSK	21.57
Band40a	5	38775	25	#0	QPSK	21.55
Band40a	5	38775	1	#0	QAM16	21.96
Band40a	5	38775	1	#Mid	QAM16	22.02
Band40a	5	38775	1	#Max	QAM16	21.96
Band40a	5	38775	12	#0	QAM16	20.68
Band40a	5	38775	12	#Max	QAM16	20.74
Band40a	5	38775	25	#0	QAM16	20.79
Band40a	10	38750	1	#0	QPSK	22.47

Any report having not been signed by authorized approver, or having been altered without authorization, or having not been stamped by the "Dedicated Testing/Inspection Stamp" is deemed to be invalid. Copying or excerpting portion of, or altering the content of the report is not permitted without the written authorization of AGC. The test results presented in the report apply only to the tested sample. Any objections to report issued by AGC should be submitted to AGC within 15days after the issuance of the test report. Further enquiry of validity or verification of the test report should be addressed to AGC by agc01@agccert.com.

Band40a	10	38750	1	#Mid	QPSK	22.68
Band40a	10	38750	1	#Max	QPSK	**22.72**
Band40a	10	38750	25	#0	QPSK	21.39
Band40a	10	38750	25	#Max	QPSK	21.48
Band40a	10	38750	50	#0	QPSK	21.46
Band40a	10	38750	1	#0	QAM16	21.84
Band40a	10	38750	1	#Mid	QAM16	22.09
Band40a	10	38750	1	#Max	QAM16	22.02
Band40a	10	38750	25	#0	QAM16	20.65
Band40a	10	38750	25	#Max	QAM16	20.74

Any report having not been signed by authorized approver, or having been altered without authorization, or having not been stamped by the "Dedicated Testing/Inspection Stamp" is deemed to be invalid. Copying or excerpting portion of, or altering the content of the report is not permitted without the written authorization of AGC. The test results presented in the report apply only to the tested sample. Any objections to report issued by AGC should be submitted to AGC within 15days after the issuance of the test report. Further enquiry of validity or verification of the test report should be addressed to AGC by agc01@agccert.com.

Band	Bandwidth (MHz)	UL Channel	RB Size	RB Position	Modulation	Power (dBm)
Band40b	5	39175	1	#0	QPSK	22.34
Band40b	5	39175	1	#Mid	QPSK	22.43
Band40b	5	39175	1	#Max	QPSK	22.38
Band40b	5	39175	12	#0	QPSK	21.26
Band40b	5	39175	12	#Max	QPSK	21.28
Band40b	5	39175	25	#0	QPSK	21.26
Band40b	5	39175	1	#0	QAM16	21.54
Band40b	5	39175	1	#Mid	QAM16	21.65
Band40b	5	39175	1	#Max	QAM16	21.56
Band40b	5	39175	12	#0	QAM16	20.42
Band40b	5	39175	12	#Max	QAM16	20.46
Band40b	5	39175	25	#0	QAM16	20.45
Band40b	5	39200	1	#0	QPSK	22.33
Band40b	5	39200	1	#Mid	QPSK	22.36
Band40b	5	39200	1	#Max	QPSK	22.25
Band40b	5	39200	12	#0	QPSK	21.24
Band40b	5	39200	12	#Max	QPSK	21.26
Band40b	5	39200	25	#0	QPSK	21.25
Band40b	5	39200	1	#0	QAM16	21.59
Band40b	5	39200	1	#Mid	QAM16	21.70
Band40b	5	39200	1	#Max	QAM16	21.53
Band40b	5	39200	12	#0	QAM16	20.50
Band40b	5	39200	12	#Max	QAM16	20.48
Band40b	5	39200	25	#0	QAM16	20.43
Band40b	5	39225	1	#0	QPSK	22.37
Band40b	5	39225	1	#Mid	QPSK	22.39
Band40b	5	39225	1	#Max	QPSK	22.28
Band40b	5	39225	12	#0	QPSK	21.22
Band40b	5	39225	12	#Max	QPSK	21.24
Band40b	5	39225	25	#0	QPSK	21.25
Band40b	5	39225	1	#0	QAM16	21.71
Band40b	5	39225	1	#Mid	QAM16	21.54
Band40b	5	39225	1	#Max	QAM16	21.62
Band40b	5	39225	12	#0	QAM16	20.38
Band40b	5	39225	12	#Max	QAM16	20.39
Band40b	5	39225	25	#0	QAM16	20.44
Band40b	10	39200	1	#0	QPSK	22.29
Band40b	10	39200	1	#Mid	QPSK	**22.44**

Any report having not been signed by authorized approver, or having been altered without authorization, or having not been stamped by the "Dedicated Testing/Inspection Stamp" is deemed to be invalid. Copying or excerpting portion of, or altering the content of the report is not permitted without the written authorization of AGC. The test results presented in the report apply only to the tested sample. Any objections to report issued by AGC should be submitted to AGC within 15days after the issuance of the test report. Further enquiry of validity or verification of the test report should be addressed to AGC by agc01@agccert.com.

Band40b	10	39200	1	#Max	QPSK	22.21
Band40b	10	39200	25	#0	QPSK	21.15
Band40b	10	39200	25	#Max	QPSK	21.18
Band40b	10	39200	50	#0	QPSK	21.19
Band40b	10	39200	1	#0	QAM16	21.62
Band40b	10	39200	1	#Mid	QAM16	21.80
Band40b	10	39200	1	#Max	QAM16	21.80
Band40b	10	39200	25	#0	QAM16	20.44
Band40b	10	39200	25	#Max	QAM16	20.43

Any report having not been signed by authorized approver, or having been altered without authorization, or having not been stamped by the "Dedicated Testing/Inspection Stamp" is deemed to be invalid. Copying or excerpting portion of, or altering the content of the report is not permitted without the written authorization of AGC. The test results presented in the report apply only to the tested sample. Any objections to report issued by AGC should be submitted to AGC within 15days after the issuance of the test report. Further enquiry of validity or verification of the test report should be addressed to AGC by agc01@agccert.com.

Band	Bandwidth (MHz)	UL Channel	RB Size	RB Position	Modulation	Power (dBm)
Band41	5	39675	1	#0	QPSK	20.25
Band41	5	39675	1	#Mid	QPSK	20.27
Band41	5	39675	1	#Max	QPSK	20.26
Band41	5	39675	12	#0	QPSK	20.25
Band41	5	39675	12	#Max	QPSK	20.34
Band41	5	39675	25	#0	QPSK	20.33
Band41	5	39675	1	#0	QAM16	20.32
Band41	5	39675	1	#Mid	QAM16	20.31
Band41	5	39675	1	#Max	QAM16	20.31
Band41	5	39675	12	#0	QAM16	20.30
Band41	5	39675	12	#Max	QAM16	20.30
Band41	5	39675	25	#0	QAM16	20.31
Band41	5	40620	1	#0	QPSK	21.33
Band41	5	40620	1	#Mid	QPSK	21.33
Band41	5	40620	1	#Max	QPSK	21.33
Band41	5	40620	12	#0	QPSK	21.33
Band41	5	40620	12	#Max	QPSK	21.32
Band41	5	40620	25	#0	QPSK	21.32
Band41	5	40620	1	#0	QAM16	21.32
Band41	5	40620	1	#Mid	QAM16	21.31
Band41	5	40620	1	#Max	QAM16	21.31
Band41	5	40620	12	#0	QAM16	21.31
Band41	5	40620	12	#Max	QAM16	21.31
Band41	5	40620	25	#0	QAM16	21.30
Band41	5	41565	1	#0	QPSK	20.90
Band41	5	41565	1	#Mid	QPSK	20.89
Band41	5	41565	1	#Max	QPSK	20.93
Band41	5	41565	12	#0	QPSK	20.93
Band41	5	41565	12	#Max	QPSK	20.93
Band41	5	41565	25	#0	QPSK	20.93
Band41	5	41565	1	#0	QAM16	20.92
Band41	5	41565	1	#Mid	QAM16	20.92
Band41	5	41565	1	#Max	QAM16	20.92
Band41	5	41565	12	#0	QAM16	20.92
Band41	5	41565	12	#Max	QAM16	20.92
Band41	5	41565	25	#0	QAM16	20.92
Band41	10	39700	1	#0	QPSK	20.26

Any report having not been signed by authorized approver, or having been altered without authorization, or having not been stamped by the "Dedicated Testing/Inspection Stamp" is deemed to be invalid. Copying or excerpting portion of, or altering the content of the report is not permitted without the written authorization of AGC. The test results presented in the report apply only to the tested sample. Any objections to report issued by AGC should be submitted to AGC within 15days after the issuance of the test report. Further enquiry of validity or verification of the test report should be addressed to AGC by agc01@agccert.com.

Band41	10	39700	1	#Mid	QPSK	20.45
Band41	10	39700	1	#Max	QPSK	20.50
Band41	10	39700	25	#0	QPSK	18.99
Band41	10	39700	25	#Max	QPSK	19.28
Band41	10	39700	50	#0	QPSK	19.17
Band41	10	39700	1	#0	QAM16	19.57
Band41	10	39700	1	#Mid	QAM16	19.75
Band41	10	39700	1	#Max	QAM16	19.82
Band41	10	39700	25	#0	QAM16	18.17
Band41	10	39700	25	#Max	QAM16	18.37
Band41	10	40620	1	#0	QPSK	23.12
Band41	10	40620	1	#Mid	QPSK	23.47
Band41	10	40620	1	#Max	QPSK	23.58
Band41	10	40620	25	#0	QPSK	22.12
Band41	10	40620	25	#Max	QPSK	22.36
Band41	10	40620	50	#0	QPSK	22.23
Band41	10	40620	1	#0	QAM16	22.14
Band41	10	40620	1	#Mid	QAM16	22.43
Band41	10	40620	1	#Max	QAM16	22.54
Band41	10	40620	25	#0	QAM16	21.17
Band41	10	40620	25	#Max	QAM16	21.41
Band41	10	41540	1	#0	QPSK	23.08
Band41	10	41540	1	#Mid	QPSK	23.14
Band41	10	41540	1	#Max	QPSK	22.82
Band41	10	41540	25	#0	QPSK	22.02
Band41	10	41540	25	#Max	QPSK	21.85
Band41	10	41540	50	#0	QPSK	21.99
Band41	10	41540	1	#0	QAM16	22.10
Band41	10	41540	1	#Mid	QAM16	22.09
Band41	10	41540	1	#Max	QAM16	21.84
Band41	10	41540	25	#0	QAM16	21.05
Band41	10	41540	25	#Max	QAM16	20.89
Band41	15	39725	1	#0	QPSK	20.48
Band41	15	39725	1	#Mid	QPSK	20.74
Band41	15	39725	1	#Max	QPSK	20.92
Band41	15	39725	36	#0	QPSK	19.40
Band41	15	39725	36	#Max	QPSK	19.60
Band41	15	39725	75	#0	QPSK	19.53
Band41	15	39725	1	#0	QAM16	19.69
Band41	15	39725	1	#Mid	QAM16	20.00

Any report having not been signed by authorized approver, or having been altered without authorization, or having not been stamped by the "Dedicated Testing/Inspection Stamp" is deemed to be invalid. Copying or excerpting portion of, or altering the content of the report is not permitted without the written authorization of AGC. The test results presented in the report apply only to the tested sample. Any objections to report issued by AGC should be submitted to AGC within 15days after the issuance of the test report. Further enquiry of validity or verification of the test report should be addressed to AGC by agc01@agccert.com.

Band41	15	39725	1	#Max	QAM16	20.18
Band41	15	40620	1	#0	QPSK	23.17
Band41	15	40620	1	#Mid	QPSK	23.59
Band41	15	40620	1	#Max	QPSK	23.69
Band41	15	40620	36	#0	QPSK	22.29
Band41	15	40620	36	#Max	QPSK	22.66
Band41	15	40620	75	#0	QPSK	22.47
Band41	15	40620	1	#0	QAM16	22.17
Band41	15	40620	1	#Mid	QAM16	22.61
Band41	15	40620	1	#Max	QAM16	22.71
Band41	15	41515	1	#0	QPSK	23.40
Band41	15	41515	1	#Mid	QPSK	23.37
Band41	15	41515	1	#Max	QPSK	23.01
Band41	15	41515	36	#0	QPSK	22.31
Band41	15	41515	36	#Max	QPSK	22.19
Band41	15	41515	75	#0	QPSK	22.29
Band41	15	41515	1	#0	QAM16	22.43
Band41	15	41515	1	#Mid	QAM16	22.44
Band41	15	41515	1	#Max	QAM16	22.08
Band41	20	39750	1	#0	QPSK	20.40
Band41	20	39750	1	#Mid	QPSK	20.90
Band41	20	39750	1	#Max	QPSK	20.99
Band41	20	39750	50	#0	QPSK	19.37
Band41	20	39750	50	#Max	QPSK	19.66
Band41	20	39750	100	#0	QPSK	19.55
Band41	20	39750	1	#0	QAM16	19.42
Band41	20	39750	1	#Mid	QAM16	19.85
Band41	20	39750	1	#Max	QAM16	20.04
Band41	20	40620	1	#0	QPSK	23.01
Band41	20	40620	1	#Mid	QPSK	23.63
Band41	20	40620	1	#Max	QPSK	**23.75**
Band41	20	40620	50	#0	QPSK	22.18
Band41	20	40620	50	#Max	QPSK	22.63
Band41	20	40620	100	#0	QPSK	22.41
Band41	20	40620	1	#0	QAM16	21.90
Band41	20	40620	1	#Mid	QAM16	22.55
Band41	20	40620	1	#Max	QAM16	22.81
Band41	20	41490	1	#0	QPSK	23.33
Band41	20	41490	1	#Mid	QPSK	23.36
Band41	20	41490	1	#Max	QPSK	22.92

Any report having not been signed by authorized approver, or having been altered without authorization, or having not been stamped by the "Dedicated Testing/Inspection Stamp" is deemed to be invalid. Copying or excerpting portion of, or altering the content of the report is not permitted without the written authorization of AGC. The test results presented in the report apply only to the tested sample. Any objections to report issued by AGC should be submitted to AGC within 15days after the issuance of the test report. Further enquiry of validity or verification of the test report should be addressed to AGC by agc01@agccert.com.

Band41	20	41490	50	#0	QPSK	22.30
Band41	20	41490	50	#Max	QPSK	22.18
Band41	20	41490	100	#0	QPSK	22.24
Band41	20	41490	1	#0	QAM16	22.09
Band41	20	41490	1	#Mid	QAM16	22.12
Band41	20	41490	1	#Max	QAM16	21.72

Any report having not been signed by authorized approver, or having been altered without authorization, or having not been stamped by the "Dedicated Testing/Inspection Stamp" is deemed to be invalid. Copying or excerpting portion of, or altering the content of the report is not permitted without the written authorization of AGC. The test results presented in the report apply only to the tested sample. Any objections to report issued by AGC should be submitted to AGC within 15days after the issuance of the test report. Further enquiry of validity or verification of the test report should be addressed to AGC by agc01@agccert.com.

Band	Bandwidth (MHz)	UL Channel	RB Size	RB Position	Modulation	Power (dBm)
Band66	1.4	131979	1	#0	QPSK	21.12
Band66	1.4	131979	1	#Mid	QPSK	21.20
Band66	1.4	131979	1	#Max	QPSK	21.12
Band66	1.4	131979	3	#0	QPSK	21.05
Band66	1.4	131979	3	#Max	QPSK	21.05
Band66	1.4	131979	6	#0	QPSK	21.05
Band66	1.4	131979	1	#0	QAM16	21.17
Band66	1.4	131979	1	#Mid	QAM16	21.26
Band66	1.4	131979	1	#Max	QAM16	21.23
Band66	1.4	131979	3	#0	QAM16	21.03
Band66	1.4	131979	3	#Max	QAM16	21.06
Band66	1.4	131979	6	#0	QAM16	20.95
Band66	1.4	132322	1	#0	QPSK	22.41
Band66	1.4	132322	1	#Mid	QPSK	22.33
Band66	1.4	132322	1	#Max	QPSK	22.40
Band66	1.4	132322	3	#0	QPSK	22.37
Band66	1.4	132322	3	#Max	QPSK	22.34
Band66	1.4	132322	6	#0	QPSK	22.36
Band66	1.4	132322	1	#0	QAM16	22.27
Band66	1.4	132322	1	#Mid	QAM16	22.27
Band66	1.4	132322	1	#Max	QAM16	22.29
Band66	1.4	132322	3	#0	QAM16	22.31
Band66	1.4	132322	3	#Max	QAM16	22.32
Band66	1.4	132322	6	#0	QAM16	22.34
Band66	1.4	132665	1	#0	QPSK	19.52
Band66	1.4	132665	1	#Mid	QPSK	19.48
Band66	1.4	132665	1	#Max	QPSK	19.37
Band66	1.4	132665	3	#0	QPSK	19.37
Band66	1.4	132665	3	#Max	QPSK	19.30
Band66	1.4	132665	6	#0	QPSK	19.31
Band66	1.4	132665	1	#0	QAM16	19.44
Band66	1.4	132665	1	#Mid	QAM16	19.46
Band66	1.4	132665	1	#Max	QAM16	19.35
Band66	1.4	132665	3	#0	QAM16	19.52
Band66	1.4	132665	3	#Max	QAM16	19.48
Band66	1.4	132665	6	#0	QAM16	19.34
Band66	3	131987	1	#0	QPSK	20.74

Any report having not been signed by authorized approver, or having been altered without authorization, or having not been stamped by the "Dedicated Testing/Inspection Stamp" is deemed to be invalid. Copying or excerpting portion of, or altering the content of the report is not permitted without the written authorization of AGC. The test results presented in the report apply only to the tested sample. Any objections to report issued by AGC should be submitted to AGC within 15days after the issuance of the test report. Further enquiry of validity or verification of the test report should be addressed to AGC by agc01@agccert.com.

Band66	3	131987	1	#Mid	QPSK	20.90
Band66	3	131987	1	#Max	QPSK	20.73
Band66	3	131987	8	#0	QPSK	20.80
Band66	3	131987	8	#Max	QPSK	20.80
Band66	3	131987	15	#0	QPSK	20.78
Band66	3	131987	1	#0	QAM16	20.64
Band66	3	131987	1	#Mid	QAM16	20.80
Band66	3	131987	1	#Max	QAM16	20.65
Band66	3	131987	8	#0	QAM16	20.82
Band66	3	131987	8	#Max	QAM16	20.83
Band66	3	131987	15	#0	QAM16	20.83
Band66	3	132322	1	#0	QPSK	22.09
Band66	3	132322	1	#Mid	QPSK	22.24
Band66	3	132322	1	#Max	QPSK	22.12
Band66	3	132322	8	#0	QPSK	22.20
Band66	3	132322	8	#Max	QPSK	22.24
Band66	3	132322	15	#0	QPSK	22.22
Band66	3	132322	1	#0	QAM16	22.41
Band66	3	132322	1	#Mid	QAM16	22.56
Band66	3	132322	1	#Max	QAM16	22.45
Band66	3	132322	8	#0	QAM16	22.24
Band66	3	132322	8	#Max	QAM16	22.28
Band66	3	132322	15	#0	QAM16	22.21
Band66	3	132657	1	#0	QPSK	19.42
Band66	3	132657	1	#Mid	QPSK	19.39
Band66	3	132657	1	#Max	QPSK	19.12
Band66	3	132657	8	#0	QPSK	19.39
Band66	3	132657	8	#Max	QPSK	19.27
Band66	3	132657	15	#0	QPSK	19.27
Band66	3	132657	1	#0	QAM16	19.56
Band66	3	132657	1	#Mid	QAM16	19.52
Band66	3	132657	1	#Max	QAM16	19.27
Band66	3	132657	8	#0	QAM16	19.41
Band66	3	132657	8	#Max	QAM16	19.29
Band66	3	132657	15	#0	QAM16	19.21
Band66	5	131997	1	#0	QPSK	20.52
Band66	5	131997	1	#Mid	QPSK	20.83
Band66	5	131997	1	#Max	QPSK	20.49
Band66	5	131997	12	#0	QPSK	20.71
Band66	5	131997	12	#Max	QPSK	20.72

Any report having not been signed by authorized approver, or having been altered without authorization, or having not been stamped by the "Dedicated Testing/Inspection Stamp" is deemed to be invalid. Copying or excerpting portion of, or altering the content of the report is not permitted without the written authorization of AGC. The test results presented in the report apply only to the tested sample. Any objections to report issued by AGC should be submitted to AGC within 15days after the issuance of the test report. Further enquiry of validity or verification of the test report should be addressed to AGC by agc01@agccert.com.

Band66	5	131997	25	#0	QPSK	20.70
Band66	5	131997	1	#0	QAM16	20.78
Band66	5	131997	1	#Mid	QAM16	21.10
Band66	5	131997	1	#Max	QAM16	20.81
Band66	5	131997	12	#0	QAM16	20.78
Band66	5	131997	12	#Max	QAM16	20.80
Band66	5	131997	25	#0	QAM16	20.74
Band66	5	132322	1	#0	QPSK	21.90
Band66	5	132322	1	#Mid	QPSK	22.31
Band66	5	132322	1	#Max	QPSK	21.95
Band66	5	132322	12	#0	QPSK	22.11
Band66	5	132322	12	#Max	QPSK	22.18
Band66	5	132322	25	#0	QPSK	22.16
Band66	5	132322	1	#0	QAM16	22.22
Band66	5	132322	1	#Mid	QAM16	22.58
Band66	5	132322	1	#Max	QAM16	22.27
Band66	5	132322	12	#0	QAM16	22.13
Band66	5	132322	12	#Max	QAM16	22.18
Band66	5	132322	25	#0	QAM16	22.20
Band66	5	132647	1	#0	QPSK	19.38
Band66	5	132647	1	#Mid	QPSK	19.50
Band66	5	132647	1	#Max	QPSK	18.94
Band66	5	132647	12	#0	QPSK	19.46
Band66	5	132647	12	#Max	QPSK	19.25
Band66	5	132647	25	#0	QPSK	19.30
Band66	5	132647	1	#0	QAM16	19.56
Band66	5	132647	1	#Mid	QAM16	19.69
Band66	5	132647	1	#Max	QAM16	19.18
Band66	5	132647	12	#0	QAM16	19.44
Band66	5	132647	12	#Max	QAM16	19.24
Band66	5	132647	25	#0	QAM16	19.33
Band66	10	132022	1	#0	QPSK	20.02
Band66	10	132022	1	#Mid	QPSK	20.72
Band66	10	132022	1	#Max	QPSK	20.13
Band66	10	132022	25	#0	QPSK	20.42
Band66	10	132022	25	#Max	QPSK	20.47
Band66	10	132022	50	#0	QPSK	20.44
Band66	10	132022	1	#0	QAM16	19.90
Band66	10	132022	1	#Mid	QAM16	20.60
Band66	10	132022	1	#Max	QAM16	20.02

Any report having not been signed by authorized approver, or having been altered without authorization, or having not been stamped by the "Dedicated Testing/Inspection Stamp" is deemed to be invalid. Copying or excerpting portion of, or altering the content of the report is not permitted without the written authorization of AGC. The test results presented in the report apply only to the tested sample. Any objections to report issued by AGC should be submitted to AGC within 15days after the issuance of the test report. Further enquiry of validity or verification of the test report should be addressed to AGC by agc01@agccert.com.

Band66	10	132022	25	#0	QAM16	20.46
Band66	10	132022	25	#Max	QAM16	20.52
Band66	10	132322	1	#0	QPSK	21.23
Band66	10	132322	1	#Mid	QPSK	22.12
Band66	10	132322	1	#Max	QPSK	21.27
Band66	10	132322	25	#0	QPSK	21.80
Band66	10	132322	25	#Max	QPSK	21.91
Band66	10	132322	50	#0	QPSK	21.86
Band66	10	132322	1	#0	QAM16	21.56
Band66	10	132322	1	#Mid	QAM16	22.46
Band66	10	132322	1	#Max	QAM16	21.63
Band66	10	132322	25	#0	QAM16	21.92
Band66	10	132322	25	#Max	QAM16	22.01
Band66	10	132622	1	#0	QPSK	19.27
Band66	10	132622	1	#Mid	QPSK	19.63
Band66	10	132622	1	#Max	QPSK	18.53
Band66	10	132622	25	#0	QPSK	19.50
Band66	10	132622	25	#Max	QPSK	19.16
Band66	10	132622	50	#0	QPSK	19.30
Band66	10	132622	1	#0	QAM16	19.41
Band66	10	132622	1	#Mid	QAM16	19.79
Band66	10	132622	1	#Max	QAM16	18.70
Band66	10	132622	25	#0	QAM16	19.56
Band66	10	132622	25	#Max	QAM16	19.24
Band66	15	132047	1	#0	QPSK	20.50
Band66	15	132047	1	#Mid	QPSK	20.87
Band66	15	132047	1	#Max	QPSK	20.78
Band66	15	132047	36	#0	QPSK	20.72
Band66	15	132047	36	#Max	QPSK	20.92
Band66	15	132047	75	#0	QPSK	20.80
Band66	15	132047	1	#0	QAM16	20.83
Band66	15	132047	1	#Mid	QAM16	21.21
Band66	15	132047	1	#Max	QAM16	21.10
Band66	15	132322	1	#0	QPSK	21.56
Band66	15	132322	1	#Mid	QPSK	22.32
Band66	15	132322	1	#Max	QPSK	21.77
Band66	15	132322	36	#0	QPSK	22.03
Band66	15	132322	36	#Max	QPSK	22.14
Band66	15	132322	75	#0	QPSK	22.08
Band66	15	132322	1	#0	QAM16	21.74

Any report having not been signed by authorized approver, or having been altered without authorization, or having not been stamped by the "Dedicated Testing/Inspection Stamp" is deemed to be invalid. Copying or excerpting portion of, or altering the content of the report is not permitted without the written authorization of AGC. The test results presented in the report apply only to the tested sample. Any objections to report issued by AGC should be submitted to AGC within 15days after the issuance of the test report. Further enquiry of validity or verification of the test report should be addressed to AGC by agc01@agccert.com.

Band66	15	132322	1	#Mid	QAM16	22.50
Band66	15	132322	1	#Max	QAM16	21.99
Band66	15	132597	1	#0	QPSK	20.35
Band66	15	132597	1	#Mid	QPSK	19.97
Band66	15	132597	1	#Max	QPSK	19.09
Band66	15	132597	36	#0	QPSK	20.13
Band66	15	132597	36	#Max	QPSK	19.58
Band66	15	132597	75	#0	QPSK	19.83
Band66	15	132597	1	#0	QAM16	20.38
Band66	15	132597	1	#Mid	QAM16	20.03
Band66	15	132597	1	#Max	QAM16	19.13
Band66	20	132072	1	#0	QPSK	20.23
Band66	20	132072	1	#Mid	QPSK	21.02
Band66	20	132072	1	#Max	QPSK	20.78
Band66	20	132072	50	#0	QPSK	20.66
Band66	20	132072	50	#Max	QPSK	20.96
Band66	20	132072	100	#0	QPSK	20.80
Band66	20	132072	1	#0	QAM16	20.05
Band66	20	132072	1	#Mid	QAM16	20.84
Band66	20	132072	1	#Max	QAM16	20.60
Band66	20	132322	1	#0	QPSK	21.11
Band66	20	132322	1	#Mid	QPSK	22.44
Band66	20	132322	1	#Max	QPSK	21.25
Band66	20	132322	50	#0	QPSK	21.90
Band66	20	132322	50	#Max	QPSK	22.03
Band66	20	132322	100	#0	QPSK	21.96
Band66	20	132322	1	#0	QAM16	21.37
Band66	20	132322	1	#Mid	QAM16	**22.63**
Band66	20	132322	1	#Max	QAM16	21.51
Band66	20	132572	1	#0	QPSK	20.37
Band66	20	132572	1	#Mid	QPSK	20.20
Band66	20	132572	1	#Max	QPSK	18.85
Band66	20	132572	50	#0	QPSK	20.38
Band66	20	132572	50	#Max	QPSK	19.61
Band66	20	132572	100	#0	QPSK	19.99
Band66	20	132572	1	#0	QAM16	20.18
Band66	20	132572	1	#Mid	QAM16	20.04
Band66	20	132572	1	#Max	QAM16	18.71

Any report having not been signed by authorized approver, or having been altered without authorization, or having not been stamped by the "Dedicated Testing/Inspection Stamp" is deemed to be invalid. Copying or excerpting portion of, or altering the content of the report is not permitted without the written authorization of AGC. The test results presented in the report apply only to the tested sample. Any objections to report issued by AGC should be submitted to AGC within 15days after the issuance of the test report. Further enquiry of validity or verification of the test report should be addressed to AGC by agc01@agccert.com.

The following tests were conducted according to the test requirements outlined in section 6.2 of the 3GPP TK96.101 specification.
UE Power Class: 3 (23 +/- 2dBm). The allowed Maximum Power Reduction (MPR) for the maximum output power due to higher order modulation and transmit bandwidth configuration (resource blocks) is specified in Table 6.2.3.3-1 of the 3GPP TK96.101.

Table 6.2.3.3-1 Maximum Power Reduction (MPR) for Power class3

Modulation	Maximum Power Reduction (MPR) for Power[RB]						MPR(dB)
	1.4MHz	3MHz	5MHz	10MHz	15MHz	20MHz	
QPSK	＞5	＞4	＞8	＞12	＞16	＞18	≤1
16QAM	≤5	≤4	≤8	≤12	≤16	≤18	≤1
16QAM	＞5	＞4	＞8	＞12	＞16	＞18	≤2

The allowed A-MPR values specified below in Table 6.2.4.3-1 of 3GPP TK96.101 are in addition to the allowed MPR requirements. All the measurements below were performed with A-MPR disabled, by using Network Signaling Value of “NS_01”.3

Any report having not been signed by authorized approver, or having been altered without authorization, or having not been stamped by the “Dedicated Testing/Inspection Stamp” is deemed to be invalid. Copying or excerpting portion of, or altering the content of the report is not permitted without the written authorization of AGC. The test results presented in the report apply only to the tested sample. Any objections to report issued by AGC should be submitted to AGC within 15days after the issuance of the test report. Further enquiry of validity or verification of the test report should be addressed to AGC by agc01@agccert.com.

Table 6.2.4.3-1: Additional Maximum Power Reduction (A-MPR) / Spectrum Emission requirements

Network Signaling value	Requirements (sub-clause)	E-UTRA Band	Channel bandwidth (MHz)	Resources Blocks (N_{RB})	A-MPR (dB)
NS_01	6.6.2.1.1	Table 5.2-1	1.4,3,5,10,15,20	Table 5.4.2-1	N/A
NS_03	6.6.2.2.3.1	2,4,10, 23, 25,35,36	3	>5	≤ 1
			5	>6	≤ 1
			10	>6	≤ 1
			15	>8	≤ 1
			20	>10	≤ 1
NS_04	6.6.2.2.3.2	41	5	>6	≤1
			10, 15, 20	Table 6.2.4.3-4	
NS_05	6.6.3.3.3.1	1	10,15,20	≥ 50	≤ 1
NS_06	6.6.2.2.3.3	12, 13, 14, 17	1.4, 3, 5, 10	Table 5.4.2-1	N/A
NS_07	6.6.2.2.3.3 6.6.3.3.3.2	13	10	Table 6.2.4.3-2	Table 6.2.4.3-2
NS_08	6.6.3.3.3.3	19	10, 15	> 44	≤ 3
NS_09	6.6.3.3.3.4	21	10, 15	> 40	≤ 1
				> 55	≤ 2
NS_10		20	15, 20	Table 6.2.4.3-3	Table 6.2.4.3-3
NS_11	6.6.2.2.1 6.6.3.3.13	231	1.4, 3, 5, 10,15,20	Table 6.2.4.3-5	Table 6.2.4.3-5
NS_12	6.6.3.3.5	26	1.4, 3, 5	Table 6.2.4.3-6	Table 6.2.4.3-6
NS_13	6.6.3.3.6	26	5	Table 6.2.4.3-7	Table 6.2.4.3-7
NS_14	6.6.3.3.7	26	10, 15	Table 6.2.4.3-8	Table 6.2.4.3-8
NS_15	6.6.3.3.8	26	1.4, 3, 5, 10, 15	Table 6.2.4.3-9 Table 6.2.4.3-10	Table 6.2.4.3-9, Table 6.2.4.3-10
NS_16	6.6.3.3.9	27	3, 5, 10	Table 6.2.4.3-11, Table 6.2.4.3-12, Table 6.2.4.3-13	
NS_17	6.6.3.3.10 6.6.3.3.11	28 28	5, 10	Table 5.4.2-1	N/A
			5	≥ 2	≤ 1
NS_18			10, 15, 20	≥ 1	≤ 4
NS_19			10, 15, 20	Table 6.2.4.3-15	Table 6.2.4.3-15
NS_20			5, 10, 15, 20	Table 6.2.4.3-14	Table 6.2.4.3-14
…					
NS_20	-	-	-	-	-

Any report having not been signed by authorized approver, or having been altered without authorization, or having not been stamped by the "Dedicated Testing/Inspection Stamp" is deemed to be invalid. Copying or excerpting portion of, or altering the content of the report is not permitted without the written authorization of AGC. The test results presented in the report apply only to the tested sample. Any objections to report issued by AGC should be submitted to AGC within 15days after the issuance of the test report. Further enquiry of validity or verification of the test report should be addressed to AGC by agc01@agccert.com.

WIFI

Mode	Data Rate (Mbps)	Channel	Frequency(MHz)	Avg. Burst Power(dBm)
802.11b	1	01	2412	7.94
		06	2437	8.31
		11	2462	**8.85**
802.11g	6	01	2412	6.33
		06	2437	7.76
		11	2462	8.73
802.11n(20)	6.5	01	2412	7.52
		06	2437	7.70
		11	2462	8.14
802.11n(40)	13.5	03	2422	7.43
		06	2437	7.86
		09	2452	7.79
802.11ax(20)	6.5	01	2412	7.33
		06	2437	7.73
		11	2462	7.71
802.11ax(40)	13.5	03	2422	7.56
		06	2437	7.15
		09	2452	7.96

Bluetooth_V5.0(BR/EDR)

Modulation	Channel	Frequency(MHz)	Peak Power (dBm)
GFSK	0	2402	-1.777
	39	2441	-3.311
	78	2480	0.473
π /4-DQPSK	0	2402	-0.172
	39	2441	-1.721
	78	2480	1.340
8-DPSK	0	2402	0.236
	39	2441	-1.233
	78	2480	**1.429**

Bluetooth_V5.0(BLE)

Modulation	Channel	Frequency(MHz)	Peak Power (dBm)
GFSK_1Mbps	0	2402	-2.321
	19	2440	-4.011
	39	2480	0.062
GFSK_2Mbps	0	2402	-1.988
	19	2440	-3.694
	39	2480	**0.208**

Any report having not been signed by authorized approver, or having been altered without authorization, or having not been stamped by the "Dedicated Testing/Inspection Stamp" is deemed to be invalid. Copying or excerpting portion of, or altering the content of the report is not permitted without the written authorization of AGC. The test results presented in the report apply only to the tested sample. Any objections to report issued by AGC should be submitted to AGC within 15days after the issuance of the test report. Further enquiry of validity or verification of the test report should be addressed to AGC by agc01@agccert.com.

13. TEST RESULTS

13.1. SAR Test Results Summary

13.1.1. Test position and configuration

Face up SAR was performed with the device configured in the positions according to KDB 643646 and Body SAR was performed with the device configured with all accessories close to the Flat Phantom.

13.1.2. Operation Mode

1. Per KDB 447498 D01 v06 ,for each exposure position, if the highest 1-g SAR is ≤ 0.8 W/kg, testing for low and high channel is optional.
2. Per KDB 865664 D01 v01r04,for each frequency band, if the measured SAR is ≥0.8W/kg, testing for repeated SAR measurement is required , that the highest measured SAR is only to be tested. When the SAR results are near the limit, the following procedures are required for each device to verify these types of SAR measurement related variation concerns by repeating the highest measured SAR configuration in each frequency band.
   (1) When the original highest measured SAR is ≥0.8W/kg, repeat that measurement once.
   (2) Perform a second repeated measurement only if the ratio of largest to smallest SAR for the original and first repeated measurements is >1.20 or when the original or repeated measurement is ≥1.45 W/kg.
   (3) Perform a third repeated measurement only if the original, first and second repeated measurement is ≥1.5 W/kg and ratio of largest to smallest SAR for the original, first and second measurement is ≥ 1.20.
3. Per KDB 643646 D01, Passive body-worn and audio accessories generally do not apply to the head SAR of PTT radios. Head SAR is measured with the front surface of the radio positioned at 2.5 cm parallel to a flat phantom.
4. Per KDB 643646 D01, Body SAR is measured with the radio placed in a body-worn accessory, positioned against a flat phantom, representative of the normal operating conditions expected by users and typically with a standard default audio accessory supplied with the radio.
5. Maximum Scaling SAR in order to calculate the Maximum SAR values to test under the standard Peak Power, Calculation method is as follows:
   Maximum Scaling SAR =tested SAR (Max.) ×[maximum turn-up power (mW)/ maximum measurement output power(mW)]
6. Proximity sensor, just for avoiding the wrong operation in the phone screen when call, and has no influence on output power or SAR result
7. Per KDB 248227 D01v02r02,for 2.4GHz 802.11g/n SAR testing is not required when the highest reported SAR for DSSS is adjusted by the ratio of OFDM to DSSS specified maximum output power and the adjusted SAR is ≤1.2W/kg.
8. Per KDB 941225 D05v02r05, start with the largest channel bandwidth and measure SAR for QPSK with 1RB allocation using the RB offset and required test channel combination with highest maximum output power for RB offsets at the upper edge, middle and lower edge of each required test channel.
9. Per KDB 941225 D05v02r05, 50% RB allocation for QPSK SAR testing follows 1RB QPSK allocation procedure.
10. Per KDB 941225 D05v02r05. For QPSK with 100% RB allocation. SAR is not required when the highest maximum output power for 100% RB allocation is less than the highest maximum output power in 50% and

Any report having not been signed by authorized approver, or having been altered without authorization, or having not been stamped by the "Dedicated Testing/Inspection Stamp" is deemed to be invalid. Copying or excerpting portion of, or altering the content of the report is not permitted without the written authorization of AGC. The test results presented in the report apply only to the tested sample. Any objections to report issued by AGC should be submitted to AGC within 15days after the issuance of the test report. Further enquiry of validity or verification of the test report should be addressed to AGC by agc01@agccert.com.

1RB allocation and the highest reported SAR is >1.45 W/kg, the remaining required test channels must also be tested.

11. Per KDB 941225 D05v02r05. 16QAM output power for each RB allocation configuration is not 1/2 dB higher than the same configuration in QPSK and the reported SAR for the QPSK configuration is ≤1.45W/kg, Per KDB 941225 D05v02r05, 16QAM SAR testing is not required.
12. Per KDB 941225 D05v02r05. Smaller bandwidth output power for each RB allocation configuration is >not 1/2 dB higher than the same configuration in the largest supported bandwidth, and the reported SAR for the largest supported bandwidth is ≤1.45W/kg. Per KDB 941125 D05v02r05, smaller bandwidth SAR testing is not required.
13. According to KDB 447498 D01, annex A, SAR is not required for Bluetooth&WIF because its maximum out put power is less than 10 mW.

Any report having not been signed by authorized approver, or having been altered without authorization, or having not been stamped by the "Dedicated Testing/Inspection Stamp" is deemed to be invalid. Copying or excerpting portion of, or altering the content of the report is not permitted without the written authorization of AGC. The test results presented in the report apply only to the tested sample. Any objections to report issued by AGC should be submitted to AGC within 15days after the issuance of the test report. Further enquiry of validity or verification of the test report should be addressed to AGC by agc01@agccert.com.

13.1.3. Test Result

SAR MEASUREMENT													
Depth of Liquid (cm):>15													
Product: 4G LTE POC Radio													
Test Mode: LTE Band 2													
BM MHz	**MOD**	**Position**	**Test Mode**		**Ch.**	**Freq. (MHz)**	**Power Drift (<±5%)**	**SAR (1g) (W/kg)**	**Max. Tune up Power (dBm)**	**Meas. Output Power (dBm)**	**Tune-up Scaling factor**	**Scaled SAR (W/kg)**	**Limit (W/kg)**
			UL RB Allocation	**UL RB START**									
20	**QPSK**	Face Up	1	0	18900	1880	-0.12	**0.361**	23.20	22.26	1.242	**0.448**	1.6
		Back Touch +Belt Clip + headset	1	0	18900	1880	-0.26	**0.378**	23.20	22.26	1.242	**0.469**	1.6

SAR MEASUREMENT													
Depth of Liquid (cm):>15													
Product: 4G LTE POC Radio													
Test Mode: LTE Band 4													
BM MHz	**MOD**	**Position**	**Test Mode**		**Ch.**	**Freq. (MHz)**	**Power Drift (<±5%)**	**SAR (1g) (W/kg)**	**Max. Tuneup Power (dBm)**	**Meas. Output Power (dBm)**	**Tune-up Scaling factor**	**Scaled SAR (W/kg)**	**Limit (W/kg)**
			UL RB Allocation	**UL RB START**									
20	**QPSK**	Face Up	1	0	20175	1732.5	0.17	**0.329**	23.10	22.48	1.153	**0.379**	1.6
		Back Touch +Belt Clip + headset	1	0	20175	1732.5	0.20	**0.454**	23.10	22.48	1.153	**0.524**	1.6

SAR MEASUREMENT													
Depth of Liquid (cm):>15													
Product: 4G LTE POC Radio													
Test Mode: LTE Band 5													
BM MHz	**MOD**	**Position**	**Test Mode**		**Ch.**	**Freq. (MHz)**	**Power Drift (<±5%)**	**SAR (1g) (W/kg)**	**Max. Tuneup Power (dBm)**	**Meas. Output Power (dBm)**	**Tune-up Scaling factor**	**Scaled SAR (W/kg)**	**Limit (W/kg)**
			UL RB Allocation	**UL RB START**									
10	**QPSK**	Face Up	1	0	20525	836.5	-0.10	**0.173**	23.30	23.10	1.047	**0.181**	1.6
		Back Touch +Belt Clip + headset	1	0	20525	836.5	0.15	**0.278**	23.30	23.10	1.047	**0.291**	1.6

Note:
· When the 1-g Reported SAR is ≤ 0.8 W/kg, testing for low and high channel is optional. Refer to KDB 447498.
·The test separation for face up is 25mm and 0mm for body back with all accessories

Any report having not been signed by authorized approver, or having been altered without authorization, or having not been stamped by the "Dedicated Testing/Inspection Stamp" is deemed to be invalid. Copying or excerpting portion of, or altering the content of the report is not permitted without the written authorization of AGC. The test results presented in the report apply only to the tested sample. Any objections to report issued by AGC should be submitted to AGC within 15days after the issuance of the test report. Further enquiry of validity or verification of the test report should be addressed to AGC by agc01@agccert.com.

SAR MEASUREMENT														
Depth of Liquid (cm):>15														
Product: 4G LTE POC Radio														
Test Mode: LTE Band 7														
BM MHz	MOD	Position	Test Mode		Ch.	Freq. (MHz)	Power Drift (<±5%)	SAR (1g) (W/kg)	Max. Tuneup Power (dBm)	Meas. Output Power (dBm)	Tune-up Scaling factor	Scaled SAR (W/kg)	Limit (W/kg)
			UL RB Allocation	UL RB START									
20	QPSK	Face Up	1	0	21100	2535	0.20	**0.155**	23.60	22.26	1.361	**0.211**	1.6
		Back Touch +Belt Clip + headset	1	0	21100	2535	-0.11	**0.579**	23.60	22.26	1.361	**0.788**	1.6

SAR MEASUREMENT														
Depth of Liquid (cm):>15														
Product: 4G LTE POC Radio														
Test Mode: LTE Band 12														
BM MHz	MOD	Position	Test Mode		Ch.	Freq. (MHz)	Power Drift (<±5%)	SAR (1g) (W/kg)	Max. Tuneup Power (dBm)	Meas. Output Power (dBm)	Tune-up Scaling factor	Scaled SAR (W/kg)	Limit (W/kg)
			UL RB Allocation	UL RB START									
10	QPSK	Face Up	1	0	23095	707.5	-0.10	**0.211**	24.20	22.46	1.493	**0.315**	1.6
		Back Touch +Belt Clip + headset	1	0	23095	707.5	-0.15	**0.332**	24.20	22.46	1.493	**0.496**	1.6

SAR MEASUREMENT														
Depth of Liquid (cm):>15														
Product: 4G LTE POC Radio														
Test Mode: LTE Band 13														
BM MHz	MOD	Position	Test Mode		Ch.	Freq. (MHz)	Power Drift (<±5%)	SAR (1g) (W/kg)	Max. Tuneup Power (dBm)	Meas. Output Power (dBm)	Tune-up Scaling factor	Scaled SAR (W/kg)	Limit (W/kg)
			UL RB Allocation	UL RB START									
10	QPSK	Face Up	1	0	23230	782	0.20	**0.311**	23.40	22.01	1.377	**0.428**	1.6
		Back Touch +Belt Clip + headset	1	0	23230	782	-0.19	**0.461**	23.40	22.01	1.377	**0.635**	1.6

Note:
· When the 1-g Reported SAR is ≤ 0.8 W/kg, testing for low and high channel is optional. Refer to KDB 447498.
·The test separation for face up is 25mm and 0mm for body back with all accessories

Any report having not been signed by authorized approver, or having been altered without authorization, or having not been stamped by the "Dedicated Testing/Inspection Stamp" is deemed to be invalid. Copying or excerpting portion of, or altering the content of the report is not permitted without the written authorization of AGC. The test results presented in the report apply only to the tested sample. Any objections to report issued by AGC should be submitted to AGC within 15days after the issuance of the test report. Further enquiry of validity or verification of the test report should be addressed to AGC by agc01@agccert.com.

SAR MEASUREMENT														
Depth of Liquid (cm):>15														
Product: 4G LTE POC Radio														
Test Mode: LTE Band 17														
BM MHz	MOD	Position	Test Mode		Ch.	Freq. (MHz)	Power Drift (<±5%)	SAR (1g) (W/kg)	Max. Tuneup Power (dBm)	Meas. Output Power (dBm)	Tune-up Scaling factor	Scaled SAR (W/kg)	Limit (W/kg)
			UL RB Allocation	UL RB START									
10	QPSK	Face Up	1	0	23790	710	-0.26	**0.189**	23.60	23.15	1.109	**0.210**	1.6
		Back Touch +Belt Clip + headset	1	0	23790	710	0.08	**0.292**	23.60	23.15	1.109	**0.324**	1.6

SAR MEASUREMENT														
Depth of Liquid (cm):>15														
Product: 4G LTE POC Radio														
Test Mode: LTE Band 38														
BW MHz	MOD	Position	Test Mode		Ch.	Freq. (MHz)	Power Drift (<±5%)	SAR (1g) (W/kg)	Max. Tuneup Power (dBm)	Meas. Output Power (dBm)	Tune-up Scaling factor	Scaled SAR (W/kg)	Limit (W/kg)
			UL RB Allocation	UL RB START									
20	QPSK	Face Up	1	0	38000	2595	-0.14	**0.068**	24.00	23.09	1.233	**0.084**	1.6
		Back Touch +Belt Clip + headset	1	0	38000	2595	-0.25	**0.289**	24.00	23.09	1.233	**0.356**	1.6

SAR MEASUREMENT														
Depth of Liquid (cm):>15														
Product: 4G LTE POC Radio														
Test Mode: LTE Band 40-Lower Side														
BW MHz	MOD	Position	Test Mode		Ch.	Freq. (MHz)	Power Drift (<±5%)	SAR (1g) (W/kg)	Max. Tuneup Power (dBm)	Meas. Output Power (dBm)	Tune-up Scaling factor	Scaled SAR (W/kg)	Limit (W/kg)
			UL RB Allocation	UL RB START									
10	QPSK	Face Up	1	0	38750	2310	0.16	**0.065**	22.80	22.47	1.079	**0.070**	1.6
		Back Touch +Belt Clip + headset	1	0	38750	2310	-0.06	**0.140**	22.80	22.47	1.079	**0.151**	1.6

Note:
· When the 1-g Reported SAR is ≤ 0.8 W/kg, testing for low and high channel is optional. Refer to KDB 447498.
·The test separation for face up is 25mm and 0mm for body back with all accessories

Any report having not been signed by authorized approver, or having been altered without authorization, or having not been stamped by the "Dedicated Testing/Inspection Stamp" is deemed to be invalid. Copying or excerpting portion of, or altering the content of the report is not permitted without the written authorization of AGC. The test results presented in the report apply only to the tested sample. Any objections to report issued by AGC should be submitted to AGC within 15days after the issuance of the test report. Further enquiry of validity or verification of the test report should be addressed to AGC by agc01@agccert.com.

SAR MEASUREMENT														
Depth of Liquid (cm):>15														
Product: 4G LTE POC Radio														
Test Mode: LTE Band 40- Upper Side														
BW MHz	**MOD**	**Position**	**Test Mode**		**Ch.**	**Freq. (MHz)**	**Power Drift (<±5%)**	**SAR (1g) (W/kg)**	**Max. Tuneup Power (dBm)**	**Meas. Output Power (dBm)**	**Tune-up Scaling factor**	**Scaled SAR (W/kg)**	**Limit (W/kg)**
			UL RB Allocation	**UL RB START**									
10	**QPSK**	Face Up	1	0	39200	2355	0.23	**0.050**	22.50	22.29	1.050	**0.052**	1.6
		Back Touch +Belt Clip + headset	1	0	39200	2355	-0.12	**0.114**	22.50	22.29	1.050	**0.120**	1.6

SAR MEASUREMENT														
Depth of Liquid (cm):>15														
Product: 4G LTE POC Radio														
Test Mode: LTE Band 41														
BW MHz	**MOD**	**Position**	**Test Mode**		**Ch.**	**Freq. (MHz)**	**Power Drift (<±5%)**	**SAR (1g) (W/kg)**	**Max. Tuneup Power (dBm)**	**Meas. Output Power (dBm)**	**Tune-up Scaling factor**	**Scaled SAR (W/kg)**	**Limit (W/kg)**
			UL RB Allocation	**UL RB START**									
20	**QPSK**	Face Up	1	0	40620	2593	0.17	**0.077**	23.80	23.01	1.199	**0.092**	1.6
		Back Touch +Belt Clip + headset	1	0	40620	2593	-0.12	**0.217**	23.80	23.01	1.199	**0.260**	1.6

SAR MEASUREMENT														
Depth of Liquid (cm):>15														
Product: LTE smartphone														
Test Mode: LTE Band 66														
BW MHz	**MOD**	**Position**	**Test Mode**		**Ch.**	**Freq. (MHz)**	**Power Drift (<±5%)**	**SAR (1g) (W/kg)**	**Max. Tuneup Power (dBm)**	**Meas. Output Power (dBm)**	**Tune-up Scaling factor**	**Scaled SAR (W/Kg)**	**Limit (W/kg)**
			UL RB Allocation	**UL RB START**									
20	**QPSK**	Face Up	1	0	132322	1745	-0.17	**0.204**	22.70	21.11	1.442	**0.294**	1.6
		Back Touch +Belt Clip + headset	1	0	132322	1745	0.19	**0.126**	22.70	21.11	1.442	**0.182**	1.6

Note:
· When the 1-g Reported SAR is ≤ 0.8 W/kg, testing for low and high channel is optional. Refer to KDB 447498.
·The test separation for face up is 25mm and 0mm for body back with all accessories

Any report having not been signed by authorized approver, or having been altered without authorization, or having not been stamped by the "Dedicated Testing/Inspection Stamp" is deemed to be invalid. Copying or excerpting portion of, or altering the content of the report is not permitted without the written authorization of AGC. The test results presented in the report apply only to the tested sample. Any objections to report issued by AGC should be submitted to AGC within 15days after the issuance of the test report. Further enquiry of validity or verification of the test report should be addressed to AGC by agc01@agccert.com.

Simultaneous Multi-band Transmission Evaluation:

Application Simultaneous Transmission information:

NO	Simultaneous state	Portable Handset	
		Face Up	Back Touch +Belt Clip + headset
1	LTE + WLAN 2.4GHz (data)	Yes	Yes
2	LTE + Bluetooth(data)	Yes	Yes

NOTE:

1. WIFI and BT share the same antenna, and cannot transmit simultaneously.
2. Simultaneous with every transmitter must be the same test position.
3. KDB 447498 D01, BT SAR is excluded as below table.
4. KDB 447498 D01, for handsets the test separation distance is determined by the smallest distance between the outer surface of the device and the user; which is 0mm for Face up SAR and 0mm for body-worn SAR.
5. According to KDB 447498 D01 4.3.1, Standalone SAR test exclusion is as follow:
   For 100 MHz to 6 GHz and test separation distances ≤ 50 mm, the 1-g and 10-g SAR test exclusion thresholds are determined by the following:
   [(max. power of channel, including tune-up tolerance, mW) / (min. test separation distance, mm)] • [√f(GHz)] ≤ 3.0 for 1-g SAR, and ≤ 7.5 for 10-g extremity SAR[30], where
   - f(GHz) is the RF channel transmit frequency in GHz
   - Power and distance are rounded to the nearest mW and mm before calculation[31]
   - The result is rounded to one decimal place for comparison
   - The values 3.0 and 7.5 are referred to as numeric thresholds in step b) below

   The test exclusions are applicable only when the minimum test separation distance is ≤ 50 mm, and for transmission frequencies between 100 MHz and 6 GHz. When the minimum test separation distance is < 5 mm, a distance of 5 mm according to 4.1 f) is applied to determine SAR test exclusion.
6. If the test separation distance is <5mm, 5mm is used for excluded SAR calculation.
7. According to KDB 447498 D01 4.3.2, simultaneous transmission SAR test exclusion is as follow:
   (1) Simultaneous transmission SAR test exclusion is determined for each operating configuration and exposure condition according to the reported standalone SAR of each applicable simultaneous transmitting antenna.
   (2) Any transmitters and antennas should be considered when calculating simultaneous mode.
   (3) For mobile phone and PC, it's the sum of all transmitters and antennas at the same mode with same position in each applicable exposure condition
   (4)When the standalone SAR test exclusion of section 4.3.2 is applied to an antenna that transmits simultaneously with other antennas, the standalone SAR must be estimated according to the following to det
   (max. power of channel, including tune-up tolerance, mW)/(min. test separation distance, mm)]·[√f(GHz)/x] W/kg for test separation distances ≤ 50 mm;
   where x = 7.5 for 1-g SAR, and x = 18.75 for 10-g SAR.

Any report having not been signed by authorized approver, or having been altered without authorization, or having not been stamped by the "Dedicated Testing/Inspection Stamp" is deemed to be invalid. Copying or excerpting portion of, or altering the content of the report is not permitted without the written authorization of AGC. The test results presented in the report apply only to the tested sample. Any objections to report issued by AGC should be submitted to AGC within 15days after the issuance of the test report. Further enquiry of validity or verification of the test report should be addressed to AGC by agc01@agccert.com.

8. When the sum of SAR is larger than the limit, SAR test exclusion is determined by the SAR to peak location separation ratio. The simultaneous transmitting antennas in each operating mode and exposure condition combination must be considered one pair at a time to determine the SAR to peak location separation ratio to qualify for test exclusion. The ratio is determined by (SAR1 + SAR2)1.5/Ri, rounded to two decimal digits, and must be ≤ 0.04 for all antenna pairs in the configuration to qualify for 1-g SAR test exclusion.

Estimated SAR		Max Power including Tune-up Tolerance		Separation Distance (mm)	Estimated SAR (W/kg)
		dBm	mW		
BT	Face Up	1.5	1.413	25	0.011
	Back Touch +Belt Clip + headset	1.5	1.413	0	0.059

Estimated SAR		Max Power including Tune-up Tolerance		Separation Distance (mm)	Estimated SAR (W/kg)
		dBm	mW		
WIFI	Face Up	9	7.943	25	0.066
	Back Touch +Belt Clip + headset	9	7.943	0	0.332

Any report having not been signed by authorized approver, or having been altered without authorization, or having not been stamped by the "Dedicated Testing/Inspection Stamp" is deemed to be invalid. Copying or excerpting portion of, or altering the content of the report is not permitted without the written authorization of AGC. The test results presented in the report apply only to the tested sample. Any objections to report issued by AGC should be submitted to AGC within 15days after the issuance of the test report. Further enquiry of validity or verification of the test report should be addressed to AGC by agc01@agccert.com.

Sum of the SAR for LTE Band 2 &Wi-Fi & BT:

RF Exposure Conditions	Test Position	Simultaneous Transmission Scenario			Σ1-g SAR (W/kg)	SPLSR (Yes/No)
		LTE Band 2	Wi-Fi DTS Band	Bluetooth		
Face Up	Face Up	0.448	0.066		**0.514**	No
		0.448		0.011	0.459	No
Body	Back Touch +Belt Clip + headset	0.469	0.332		0.801	No
		0.469		0.059	0.528	No

Sum of the SAR for LTE Band 4 &Wi-Fi & BT:

RF Exposure Conditions	Test Position	Simultaneous Transmission Scenario			Σ1-g SAR (W/kg)	SPLSR (Yes/No)
		LTE Band 4	Wi-Fi DTS Band	Bluetooth		
Face Up	Face Up	0.379	0.066		0.445	No
		0.379		0.011	0.390	No
Body	Back Touch +Belt Clip + headset	0.524	0.332		0.856	No
		0.524		0.059	0.583	No

Sum of the SAR for LTE Band 5 &Wi-Fi & BT:

RF Exposure Conditions	Test Position	Simultaneous Transmission Scenario			Σ1-g SAR (W/kg)	SPLSR (Yes/No)
		LTE Band 5	Wi-Fi DTS Band	Bluetooth		
Face Up	Face Up	0.181	0.066		0.247	No
		0.181		0.011	0.192	No
Body	Back Touch +Belt Clip + headset	0.291	0.332		0.623	No
		0.291		0.059	0.350	No

Sum of the SAR for LTE Band 7 &Wi-Fi & BT:

RF Exposure Conditions	Test Position	Simultaneous Transmission Scenario			Σ1-g SAR (W/kg)	SPLSR (Yes/No)
		LTE Band 7	Wi-Fi DTS Band	Bluetooth		
Face Up	Face Up	0.211	0.066		0.277	No
		0.211		0.011	0.222	No
Body	Back Touch +Belt Clip + headset	0.788	0.332		**1.120**	No
		0.788		0.059	0.847	No

Any report having not been signed by authorized approver, or having been altered without authorization, or having not been stamped by the "Dedicated Testing/Inspection Stamp" is deemed to be invalid. Copying or excerpting portion of, or altering the content of the report is not permitted without the written authorization of AGC. The test results presented in the report apply only to the tested sample. Any objections to report issued by AGC should be submitted to AGC within 15days after the issuance of the test report. Further enquiry of validity or verification of the test report should be addressed to AGC by agc01@agccert.com.

Sum of the SAR for LTE Band 12 &Wi-Fi & BT:

RF Exposure Conditions	Test Position	Simultaneous Transmission Scenario			Σ1-g SAR (W/kg)	SPLSR (Yes/No)
		LTE Band 12	Wi-Fi DTS Band	Bluetooth		
Face Up	Face Up	0.315	0.066		0.381	No
		0.315		0.011	0.326	No
Body	Back Touch +Belt Clip + headset	0.496	0.332		0.828	No
		0.496		0.059	0.555	No

Sum of the SAR for LTE Band 13 &Wi-Fi & BT:

RF Exposure Conditions	Test Position	Simultaneous Transmission Scenario			Σ1-g SAR (W/kg)	SPLSR (Yes/No)
		LTE Band 13	Wi-Fi DTS Band	Bluetooth		
Face Up	Face Up	0.428	0.066		0.494	No
		0.428		0.011	0.439	No
Body	Back Touch +Belt Clip + headset	0.635	0.332		0.967	No
		0.635		0.059	0.694	No

Sum of the SAR for LTE Band 17 &Wi-Fi & BT:

RF Exposure Conditions	Test Position	Simultaneous Transmission Scenario			Σ1-g SAR (W/kg)	SPLSR (Yes/No)
		LTE Band 17	Wi-Fi DTS Band	Bluetooth		
Face Up	Face Up	0.210	0.066		0.276	No
		0.210		0.011	0.221	No
Body	Back Touch +Belt Clip + headset	0.324	0.332		0.656	No
		0.324		0.059	0.383	No

Sum of the SAR for LTE Band 38 &Wi-Fi & BT:

RF Exposure Conditions	Test Position	Simultaneous Transmission Scenario			Σ1-g SAR (W/kg)	SPLSR (Yes/No)
		LTE Band 38	Wi-Fi DTS Band	Bluetooth		
Face Up	Face Up	0.084	0.066		0.150	No
		0.084		0.011	0.095	No
Body	Back Touch +Belt Clip + headset	0.356	0.332		0.688	No
		0.356		0.059	0.415	No

Any report having not been signed by authorized approver, or having been altered without authorization, or having not been stamped by the "Dedicated Testing/Inspection Stamp" is deemed to be invalid. Copying or excerpting portion of, or altering the content of the report is not permitted without the written authorization of AGC. The test results presented in the report apply only to the tested sample. Any objections to report issued by AGC should be submitted to AGC within 15days after the issuance of the test report. Further enquiry of validity or verification of the test report should be addressed to AGC by agc01@agccert.com.

Sum of the SAR for LTE Band 40-Lower Side &Wi-Fi & BT:

RF Exposure Conditions	Test Position	Simultaneous Transmission Scenario			Σ1-g SAR (W/kg)	SPLSR (Yes/No)
		LTE Band 40-Lower Side	Wi-Fi DTS Band	Bluetooth		
Face Up	Face Up	0.070	0.066		0.136	No
		0.070		0.011	0.081	No
Body	Back Touch +Belt Clip + headset	0.151	0.332		0.483	No
		0.151		0.059	0.210	No

Sum of the SAR for LTE Band 40- Upper Side &Wi-Fi & BT:

RF Exposure Conditions	Test Position	Simultaneous Transmission Scenario			Σ1-g SAR (W/kg)	SPLSR (Yes/No)
		LTE Band 40-Upper Side	Wi-Fi DTS Band	Bluetooth		
Face Up	Face Up	0.052	0.066		0.118	No
		0.052		0.011	0.063	No
Body	Back Touch +Belt Clip + headset	0.120	0.332		0.452	No
		0.120		0.059	0.179	No

Sum of the SAR for LTE Band 41 &Wi-Fi & BT:

RF Exposure Conditions	Test Position	Simultaneous Transmission Scenario			Σ1-g SAR (W/kg)	SPLSR (Yes/No)
		LTE Band 40-Upper Side	Wi-Fi DTS Band	Bluetooth		
Face Up	Face Up	0.092	0.066		0.158	No
		0.092		0.011	0.103	No
Body	Back Touch +Belt Clip + headset	0.260	0.332		0.592	No
		0.260		0.059	0.319	No

Sum of the SAR for LTE Band 66 &Wi-Fi & BT:

RF Exposure Conditions	Test Position	Simultaneous Transmission Scenario			Σ1-g SAR (W/kg)	SPLSR (Yes/No)
		LTE Band 40-Upper Side	Wi-Fi DTS Band	Bluetooth		
Face Up	Face Up	0.294	0.066		0.360	No
		0.294		0.011	0.305	No
Body	Back Touch +Belt Clip + headset	0.182	0.332		0.514	No
		0.182		0.059	0.241	No

Note:

·According to KDB 447498 D01 General RF Exposure Guidance, when the simultaneous transmission SAR is less than1.6 W/kg, SPLSR assessment is not required.
·SPLSR mean is “The SAR to Peak Location Separation Ratio “

Any report having not been signed by authorized approver, or having been altered without authorization, or having not been stamped by the “Dedicated Testing/Inspection Stamp” is deemed to be invalid. Copying or excerpting portion of, or altering the content of the report is not permitted without the written authorization of AGC. The test results presented in the report apply only to the tested sample. Any objections to report issued by AGC should be submitted to AGC within 15days after the issuance of the test report. Further enquiry of validity or verification of the test report should be addressed to AGC by agc01@agccert.com.

APPENDIX A. SAR SYSTEM CHECK DATA

Test Laboratory: AGC Lab **Date: Jan. 15, 2026**
System Check Head 750 MHz
DUT: Dipole 750 MHz Type: SID 750
Communication System CW; Communication System Band: D750 (750.0 MHz); Duty Cycle: 1:1; Conv.F=2.30
Frequency: 750 MHz; Medium parameters used: f = 750 MHz; σ=0.90 mho/m; εr =42.07; ρ= 1000 kg/m³ ;
Phantom section: Flat Section; Input Power=18dBm

SATIMO Configuration:
- Probe: SSE2; Calibrated: 2025-05-06; Serial No.: 2023-EPGO-414
- Sensor-Surface: 4mm (Mechanical Surface Detection)
- Phantom: SAM twin phantom
- Measurement SW: OpenSAR V4_02_32

Configuration/System Check 750MHz Head/Area Scan: Measurement grid: dx=8mm, dy=8mm
Configuration/System Check 750MHz Head/Zoom Scan: Measurement grid: dx=8mm,dy=8mm, dz=5mm

SURFACE SAR	VOLUME SAR
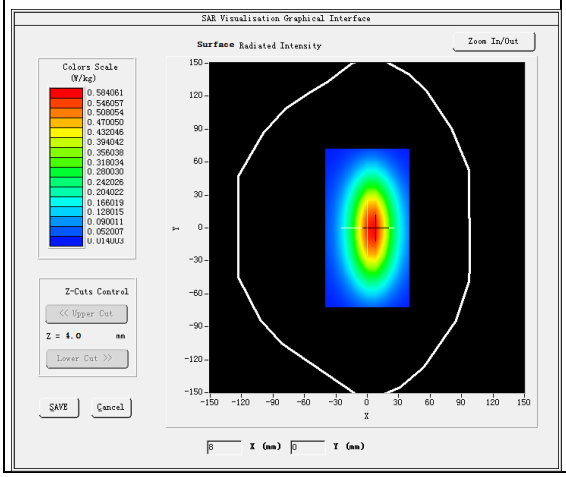	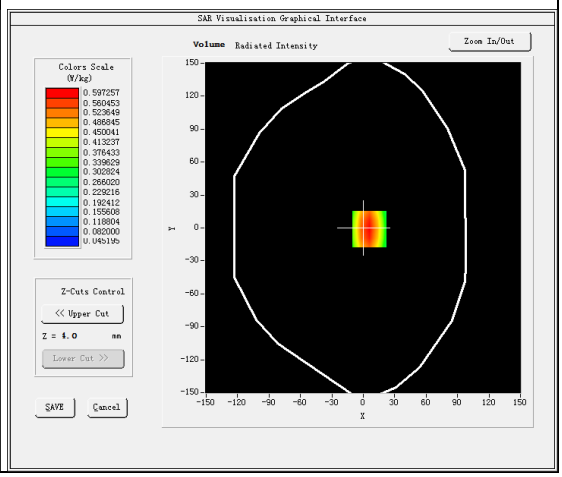

Maximum location: X=6.00, Y=-1.00
SAR Peak: 0.84 W/kg

SAR 10g (W/Kg)	0.340735
SAR 1g (W/Kg)	0.550691

Any report having not been signed by authorized approver, or having been altered without authorization, or having not been stamped by the "Dedicated Testing/Inspection Stamp" is deemed to be invalid. Copying or excerpting portion of, or altering the content of the report is not permitted without the written authorization of AGC. The test results presented in the report apply only to the tested sample. Any objections to report issued by AGC should be submitted to AGC within 15days after the issuance of the test report. Further enquiry of validity or verification of the test report should be addressed to AGC by agc01@agccert.com.

Z (mm)	0.00	4.00	9.00	14.00	19.00	24.00	29.00
SAR (W/Kg)	0.8244	0.5639	0.3717	0.2415	0.1670	0.1119	0.0712

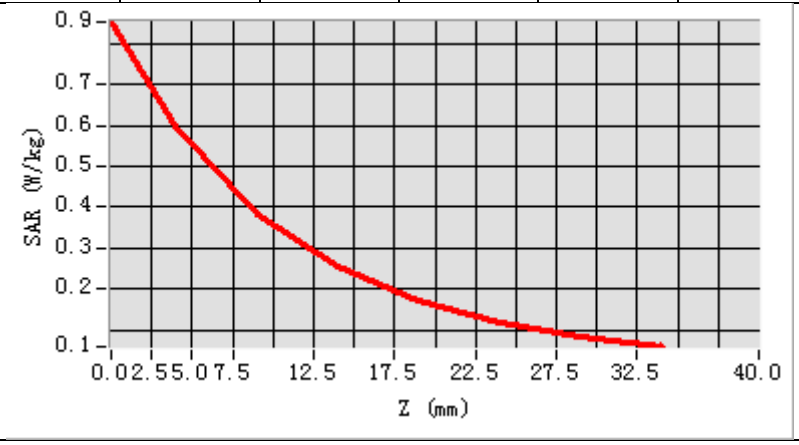

3D screen shot	Hot spot position
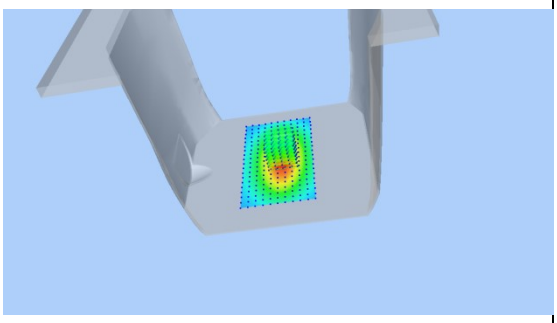	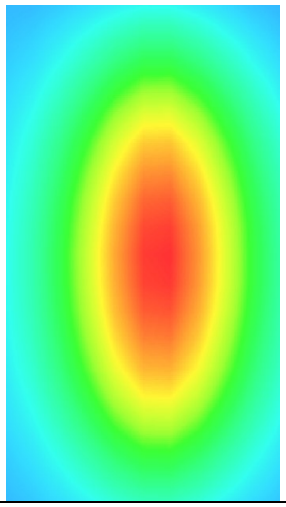

Any report having not been signed by authorized approver, or having been altered without authorization, or having not been stamped by the "Dedicated Testing/Inspection Stamp" is deemed to be invalid. Copying or excerpting portion of, or altering the content of the report is not permitted without the written authorization of AGC. The test results presented in the report apply only to the tested sample. Any objections to report issued by AGC should be submitted to AGC within 15days after the issuance of the test report. Further enquiry of validity or verification of the test report should be addressed to AGC by agc01@agccert.com.

Test Laboratory: AGC Lab **Date: Jan. 14, 2026**
System Check Head 835 MHz
DUT: Dipole 835 MHz Type: SID 835
Communication System CW; Communication System Band: D835 (835.0 MHz); Duty Cycle: 1:1; Conv.F=2.23
Frequency: 835 MHz; Medium parameters used: f = 835 MHz; σ=0.90 mho/m; εr =41.67; ρ= 1000 kg/m³ ;
Phantom section: Flat Section; Input Power=18dBm

SATIMO Configuration:
- Probe: SSE2; Calibrated: 2025-05-06; Serial No.: 2023-EPGO-414
- Sensor-Surface: 4mm (Mechanical Surface Detection)
- Phantom: SAM twin phantom
- Measurement SW: OpenSAR V4_02_32

Configuration/System Check 835MHz Head/Area Scan: Measurement grid: dx=8mm, dy=8mm
Configuration/System Check 835MHz Head/Zoom Scan: Measurement grid: dx=8mm,dy=8mm, dz=5mm

SURFACE SAR	VOLUME SAR
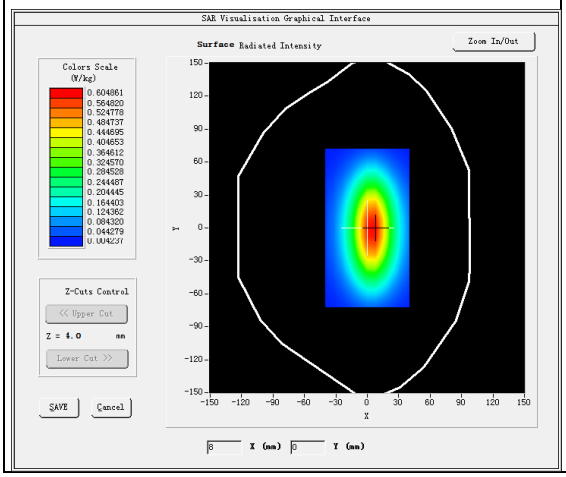	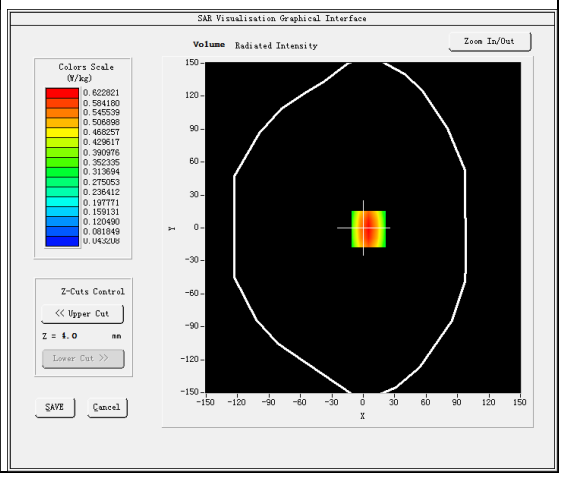

Maximum location: X=5.00, Y=-1.00
SAR Peak: 0.87 W/kg

SAR 10g (W/Kg)	0.381504
SAR 1g (W/Kg)	0.594247

Any report having not been signed by authorized approver, or having been altered without authorization, or having not been stamped by the "Dedicated Testing/Inspection Stamp" is deemed to be invalid. Copying or excerpting portion of, or altering the content of the report is not permitted without the written authorization of AGC. The test results presented in the report apply only to the tested sample. Any objections to report issued by AGC should be submitted to AGC within 15days after the issuance of the test report. Further enquiry of validity or verification of the test report should be addressed to AGC by agc01@agccert.com.

Z (mm)	0.00	4.00	9.00	14.00	19.00	24.00	29.00
SAR (W/Kg)	0.8875	0.6204	0.3952	0.2607	0.1712	0.1208	0.0805

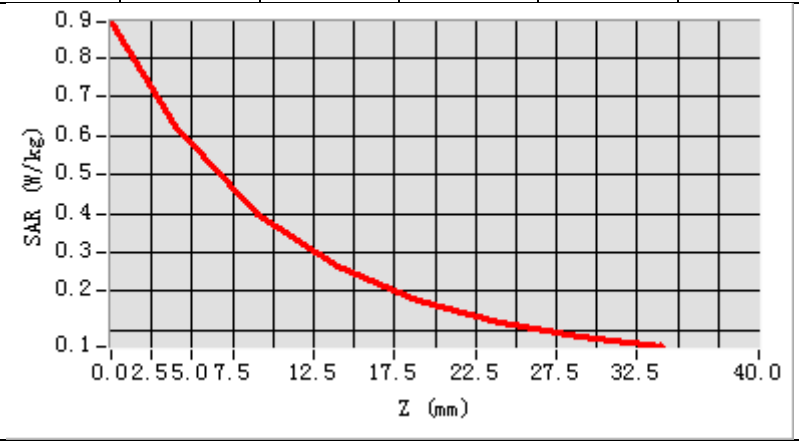

3D screen shot	Hot spot position
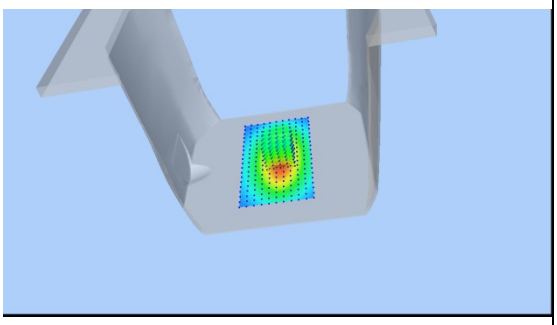	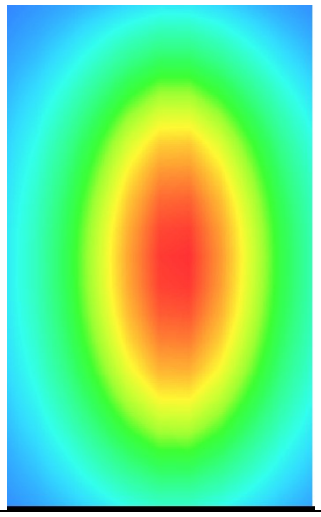

Any report having not been signed by authorized approver, or having been altered without authorization, or having not been stamped by the "Dedicated Testing/Inspection Stamp" is deemed to be invalid. Copying or excerpting portion of, or altering the content of the report is not permitted without the written authorization of AGC. The test results presented in the report apply only to the tested sample. Any objections to report issued by AGC should be submitted to AGC within 15days after the issuance of the test report. Further enquiry of validity or verification of the test report should be addressed to AGC by agc01@agccert.com.

Test Laboratory: AGC Lab **Date: Jan. 12, 2026**
System Check Head 1750MHz
DUT: Dipole 1800 MHz; Type: SID 1800
Communication System: CW; Communication System Band: D1700 (1750.0 MHz); Duty Cycle:1:1; Conv.F=2.33
Frequency: 1750 MHz; Medium parameters used: f = 1750MHz; σ=1.37 mho/m; εr =39.04; ρ= 1000 kg/m³ ;
Phantom section: Flat Section; Input Power=18dBm

SATIMO Configuration:
- Probe: SSE2; Calibrated: 2025-05-06; Serial No.: 2023-EPGO-414
- Sensor-Surface: 4mm (Mechanical Surface Detection)
- Phantom: SAM twin phantom
- Measurement SW: OpenSAR V4_02_32

Configuration/System Check 1750MHz Head/Area Scan: Measurement grid: dx=8mm,dy=8mm
Configuration/System Check 1750MHz Head/Zoom Scan: Measurement grid: dx=8mm,dy=8mm, dz=5mm

SURFACE SAR	VOLUME SAR
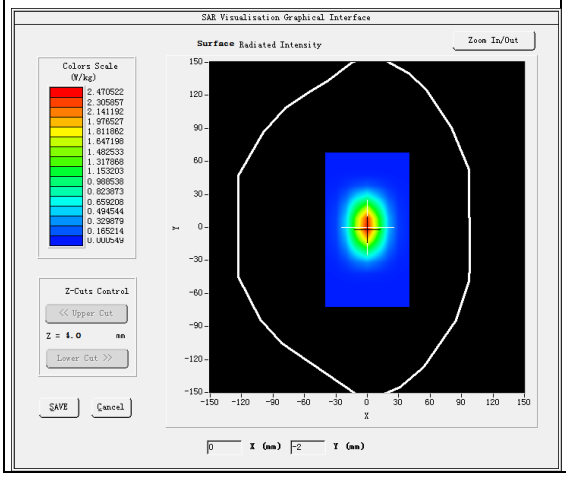	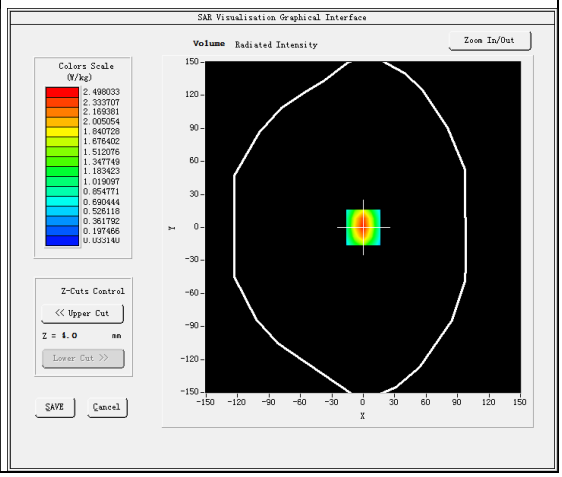

Maximum location: X=0.00, Y=0.00
SAR Peak: 4.08 W/kg

SAR 10g (W/Kg)	1.197960
SAR 1g (W/Kg)	2.358813

Any report having not been signed by authorized approver, or having been altered without authorization, or having not been stamped by the "Dedicated Testing/Inspection Stamp" is deemed to be invalid. Copying or excerpting portion of, or altering the content of the report is not permitted without the written authorization of AGC. The test results presented in the report apply only to the tested sample. Any objections to report issued by AGC should be submitted to AGC within 15days after the issuance of the test report. Further enquiry of validity or verification of the test report should be addressed to AGC by agc01@agccert.com.

Z (mm)	0.00	4.00	9.00	14.00	19.00	24.00	29.00
SAR (W/Kg)	4.0743	2.4997	1.3150	0.7298	0.4090	0.2286	0.1382

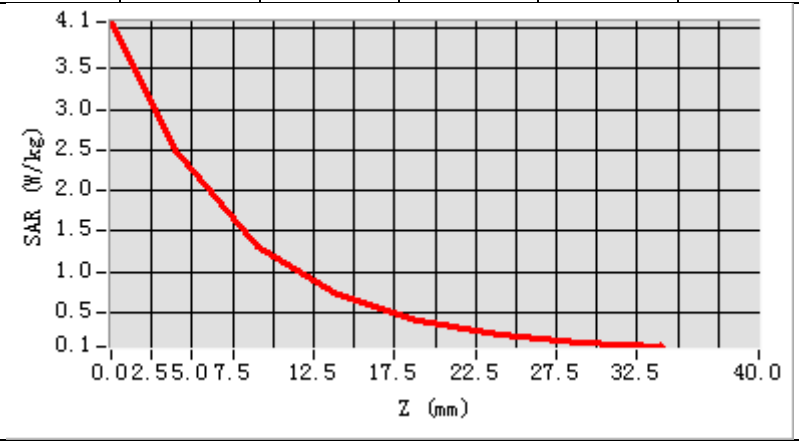

3D screen shot	Hot spot position
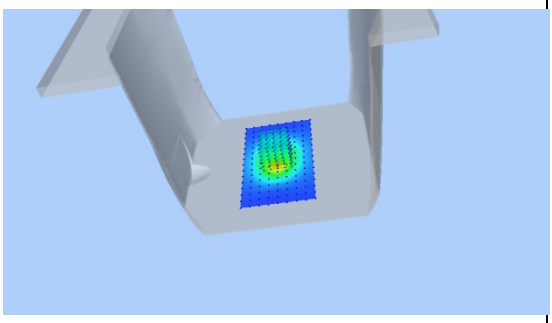	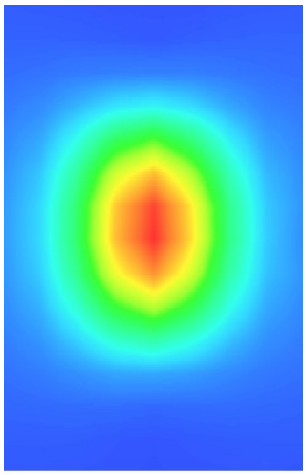

Any report having not been signed by authorized approver, or having been altered without authorization, or having not been stamped by the "Dedicated Testing/Inspection Stamp" is deemed to be invalid. Copying or excerpting portion of, or altering the content of the report is not permitted without the written authorization of AGC. The test results presented in the report apply only to the tested sample. Any objections to report issued by AGC should be submitted to AGC within 15days after the issuance of the test report. Further enquiry of validity or verification of the test report should be addressed to AGC by agc01@agccert.com.

Test Laboratory: AGC Lab **Date: Jan. 13, 2026**
System Check Head 1900MHz
DUT: Dipole 1900 MHz; Type: SID 1900
Communication System: CW; Communication System Band: D1900 (1900.0 MHz); Duty Cycle:1:1; Conv.F=2.25
Frequency: 1900 MHz; Medium parameters used: f = 1900 MHz; σ=1.43 mho/m; εr =39.98; ρ= 1000 kg/m³ ;
Phantom section: Flat Section; Input Power=18dBm

SATIMO Configuration:
- Probe: SSE2; Calibrated: 2025-05-06; Serial No.: 2023-EPGO-414
- Sensor-Surface: 4mm (Mechanical Surface Detection)
- Phantom: SAM twin phantom
- Measurement SW: OpenSAR V4_02_32

Configuration/System Check 1900MHz Head/Area Scan: Measurement grid: dx=8mm, dy=8mm
Configuration/System Check 1900MHz Head/Zoom Scan: Measurement grid: dx=8mm,dy=8mm, dz=5mm

SURFACE SAR	VOLUME SAR
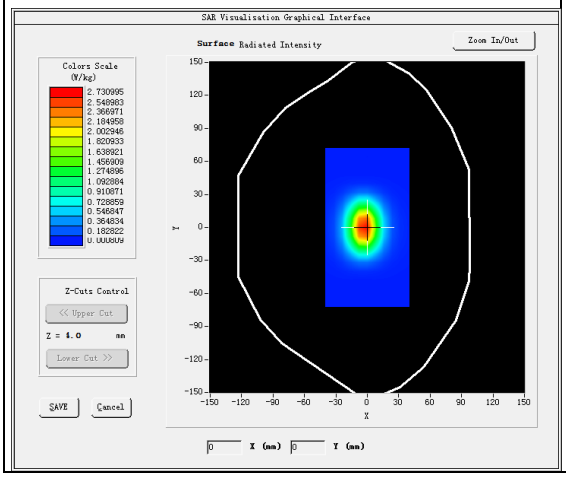	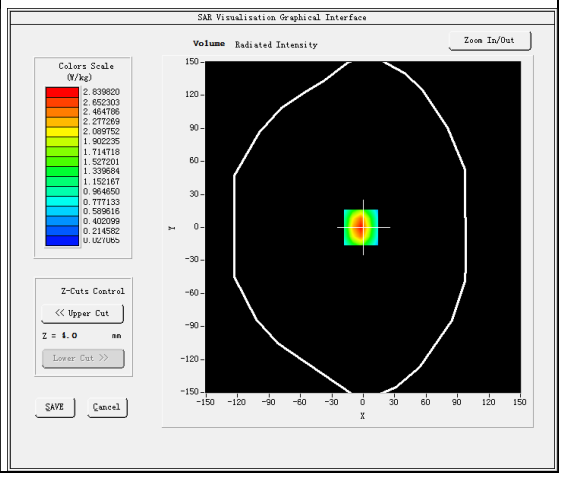

Maximum location: X=-2.00, Y=0.00
SAR Peak: 4.73 W/kg

SAR 10g (W/Kg)	1.294581
SAR 1g (W/Kg)	2.673247

Any report having not been signed by authorized approver, or having been altered without authorization, or having not been stamped by the "Dedicated Testing/Inspection Stamp" is deemed to be invalid. Copying or excerpting portion of, or altering the content of the report is not permitted without the written authorization of AGC. The test results presented in the report apply only to the tested sample. Any objections to report issued by AGC should be submitted to AGC within 15days after the issuance of the test report. Further enquiry of validity or verification of the test report should be addressed to AGC by agc01@agccert.com.

Z (mm)	0.00	4.00	9.00	14.00	19.00	24.00	29.00
SAR (W/Kg)	4.7280	2.8416	1.4388	0.7641	0.4083	0.2198	0.1163

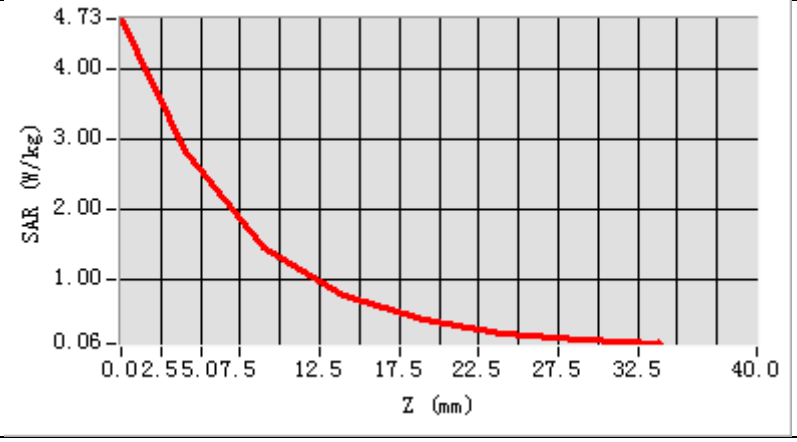

3D screen shot	Hot spot position
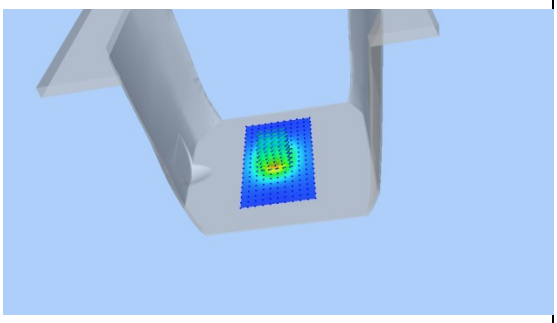	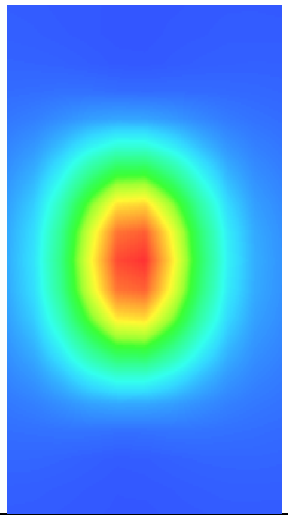

Any report having not been signed by authorized approver, or having been altered without authorization, or having not been stamped by the "Dedicated Testing/Inspection Stamp" is deemed to be invalid. Copying or excerpting portion of, or altering the content of the report is not permitted without the written authorization of AGC. The test results presented in the report apply only to the tested sample. Any objections to report issued by AGC should be submitted to AGC within 15days after the issuance of the test report. Further enquiry of validity or verification of the test report should be addressed to AGC by agc01@agccert.com.

Test Laboratory: AGC Lab **Date: Jan. 16, 2026**
System Check Head 2300 MHz
DUT: Dipole 2300 MHz Type: SID 2300
Communication System CW; Communication System Band: D2300 (2300.0 MHz); Duty Cycle: 1:1; Conv.F=2.37
Frequency: 2300 MHz; Medium parameters used: f = 2300 MHz; σ=1.65 mho/m; εr =38.35; ρ= 1000 kg/m³ ;
Phantom section: Flat Section; Input Power=18dBm

SATIMO Configuration
- Probe: SSE2; Calibrated: 2025-05-06; Serial No.: 2023-EPGO-414
- Sensor-Surface: 4mm (Mechanical Surface Detection)
- Phantom: SAM twin phantom
- Measurement SW: OpenSAR V4_02_32

Configuration/System Check 2300MHz Head/Area Scan: Measurement grid: dx=8mm, dy=8mm
Configuration/System Check 2300MHz Head/Zoom Scan: Measurement grid: dx=5mm,dy=5mm, dz=5mm

SURFACE SAR	VOLUME SAR
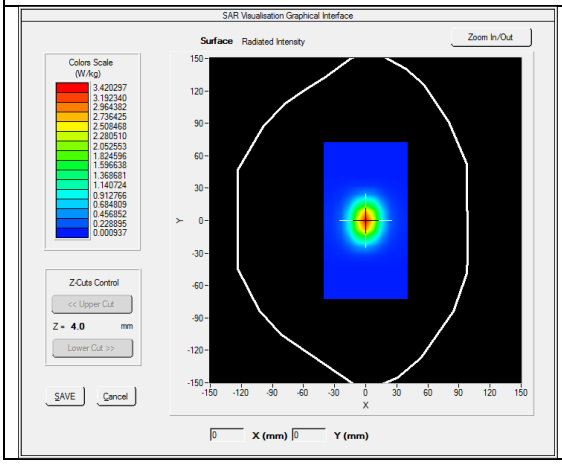	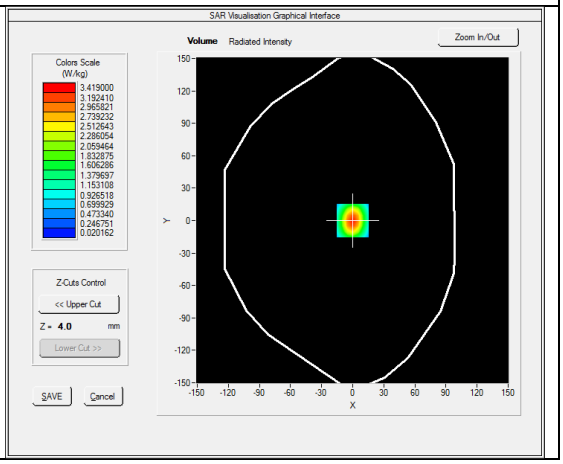

Maximum location: X=0.00, Y=0.00
SAR Peak: 5.71 W/kg

SAR 10g (W/Kg)	1.435803
SAR 1g (W/Kg)	3.113486

Any report having not been signed by authorized approver, or having been altered without authorization, or having not been stamped by the "Dedicated Testing/Inspection Stamp" is deemed to be invalid. Copying or excerpting portion of, or altering the content of the report is not permitted without the written authorization of AGC. The test results presented in the report apply only to the tested sample. Any objections to report issued by AGC should be submitted to AGC within 15days after the issuance of the test report. Further enquiry of validity or verification of the test report should be addressed to AGC by agc01@agccert.com.

Z (mm)	0.00	4.00	9.00	14.00	19.00	24.00	29.00
SAR (W/Kg)	5.7604	3.4121	1.6609	0.8205	0.4158	0.2041	0.1050

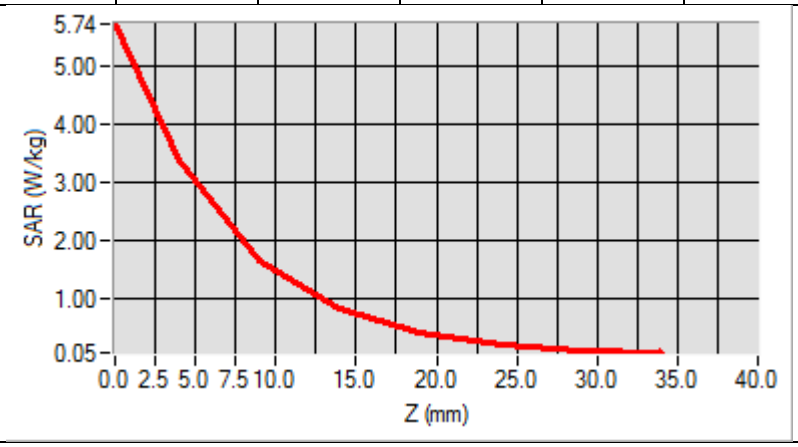

3D screen shot	Hot spot position
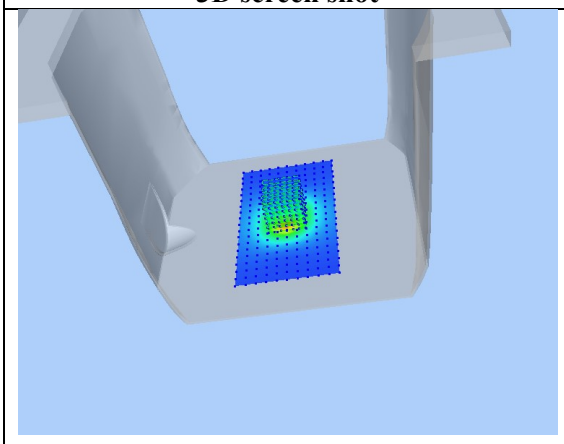	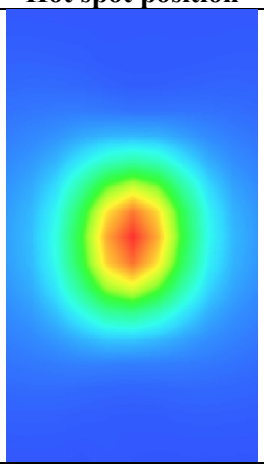

Any report having not been signed by authorized approver, or having been altered without authorization, or having not been stamped by the "Dedicated Testing/Inspection Stamp" is deemed to be invalid. Copying or excerpting portion of, or altering the content of the report is not permitted without the written authorization of AGC. The test results presented in the report apply only to the tested sample. Any objections to report issued by AGC should be submitted to AGC within 15days after the issuance of the test report. Further enquiry of validity or verification of the test report should be addressed to AGC by agc01@agccert.com.

Test Laboratory: AGC Lab **Date: Jan. 20, 2026**
System Check Head 2600MHz
DUT: Dipole 2600 MHz; Type: SID 2600
Communication System: CW; Communication System Band: D2600 (2600.0 MHz); Duty Cycle: 1:1; Conv.F=2.19
Frequency:2600 MHz; Medium parameters used: f = 2600 MHz; σ=1.90 mho/m; εr =39.62; ρ= 1000 kg/m³ ;
Phantom section: Flat Section; Input Power=18dBm

SATIMO Configuration:
- Probe: SSE2; Calibrated: 2025-05-06; Serial No.: 2023-EPGO-414
- Sensor-Surface: 4mm (Mechanical Surface Detection)
- Phantom: SAM twin phantom
- Measurement SW: OpenSAR V4_02_32

Configuration/System Check 2600 Head/Area Scan: Measurement grid: dx=8mm,dy=8mm
Configuration/System Check 2600 Head/Zoom Scan: Measurement grid: dx=5mm,dy=5mm, dz=5mm

SURFACE SAR	VOLUME SAR
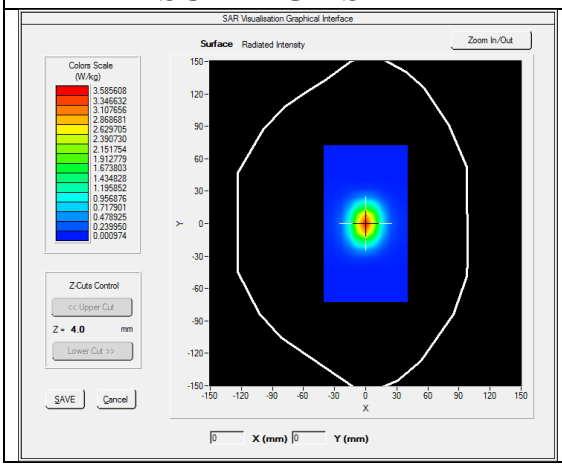	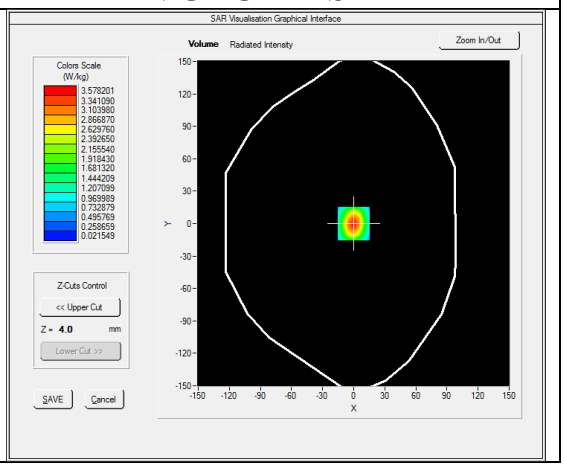

Maximum location: X=0.00, Y=0.00
SAR Peak: 5.97 W/kg

SAR 10g (W/Kg)	1.513610
SAR 1g (W/Kg)	3.464289

Any report having not been signed by authorized approver, or having been altered without authorization, or having not been stamped by the "Dedicated Testing/Inspection Stamp" is deemed to be invalid. Copying or excerpting portion of, or altering the content of the report is not permitted without the written authorization of AGC. The test results presented in the report apply only to the tested sample. Any objections to report issued by AGC should be submitted to AGC within 15days after the issuance of the test report. Further enquiry of validity or verification of the test report should be addressed to AGC by agc01@agccert.com.

Z (mm)	0.00	4.00	9.00	14.00	19.00	24.00	29.00
SAR (W/Kg)	6.0616	3.5754	1.7458	0.8633	0.4340	0.2218	0.1128

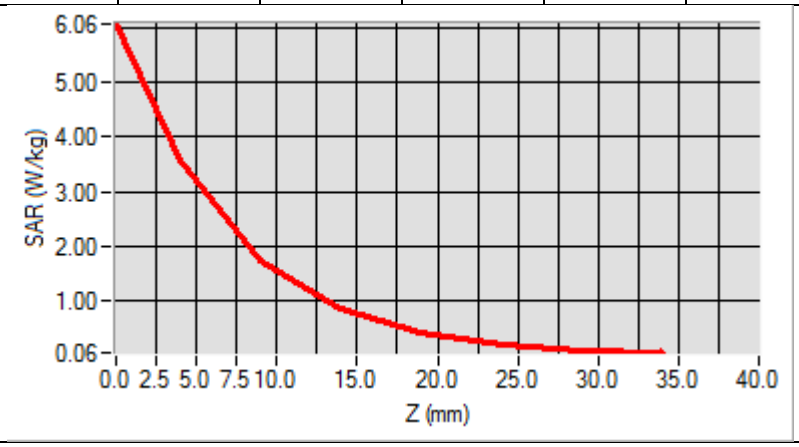

3D screen shot	Hot spot position
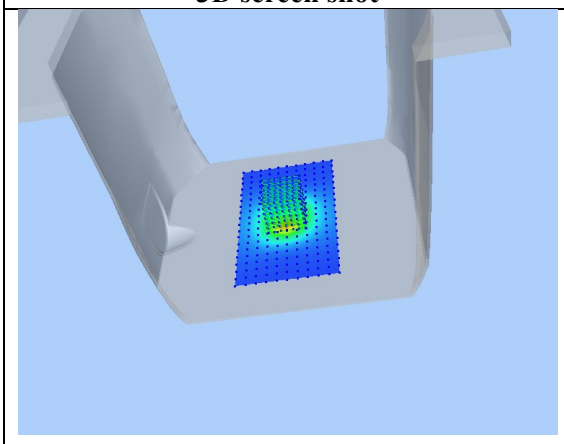	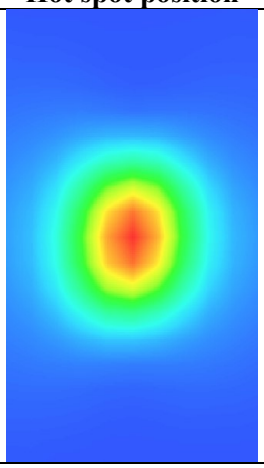

Any report having not been signed by authorized approver, or having been altered without authorization, or having not been stamped by the "Dedicated Testing/Inspection Stamp" is deemed to be invalid. Copying or excerpting portion of, or altering the content of the report is not permitted without the written authorization of AGC. The test results presented in the report apply only to the tested sample. Any objections to report issued by AGC should be submitted to AGC within 15days after the issuance of the test report. Further enquiry of validity or verification of the test report should be addressed to AGC by agc01@agccert.com.

APPENDIX B. SAR MEASUREMENT DATA

Test Laboratory: AGC Lab **Date: Jan. 13, 2026**
LTE Band 2 Mid-Face up (1 RB#0)
DUT: 4G LTE POC Radio; Type: K9

Communication System: LTE; Communication System Band: LTE Band 2; Duty Cycle:1:1; Conv.F=2.25; Frequency:1880MHz; Medium parameters used: f = 1900 MHz; σ= 1.42 mho/m; εr =40.12; ρ= 1000 kg/m³ ; Phantom section: Flat Section

SATIMO Configuration:
- Probe: SSE2; Calibrated: 2025-05-06; Serial No.: 2023-EPGO-414
- Sensor-Surface: 4mm (Mechanical Surface Detection)
- Phantom: SAM twin phantom
- Measurement SW: OpenSAR V4_02_32

Configuration/ LTE Band 2 Mid-Face up /Area Scan: Measurement grid: dx=8mm, dy=8mm
Configuration/ LTE Band 2 Mid-Face up /Zoom Scan: Measurement grid: dx=8mm,dy=8mm, dz=5m;

Area Scan	surf_sam_plan.txt, h= 5.00 mm
Zoom Scan	5x5x7,dx=8mm dy=8mm dz=5mm
Phantom	Validation plane
Device Position	Face up
Band	LTE Band 2
Channels	Middle
Signal	OFDM (Crest factor: 1.0)

SURFACE SAR	VOLUME SAR
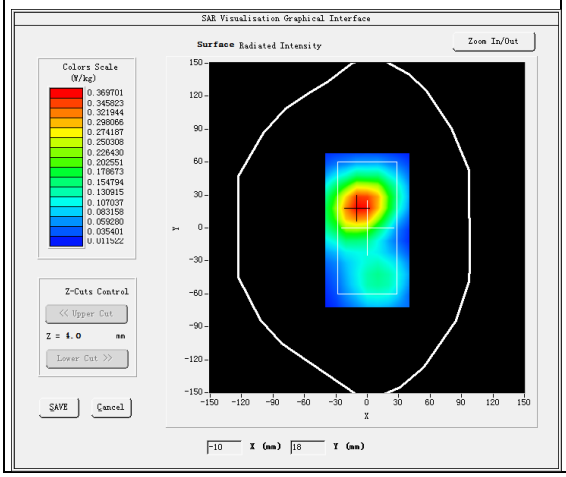	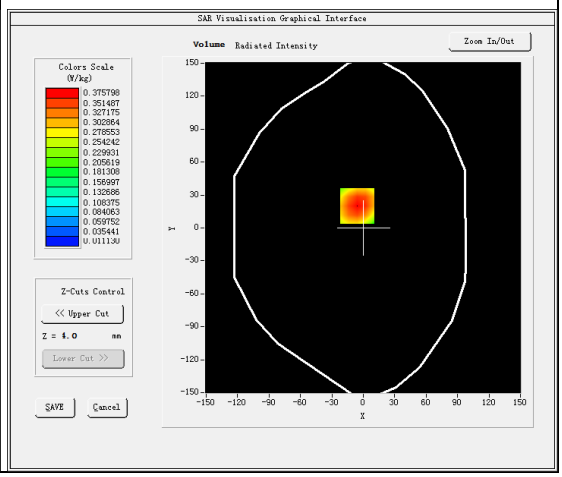

Maximum location: X=-6.00, Y=20.00
SAR Peak: 0.56 W/kg

SAR 10g (W/Kg)	0.215742
SAR 1g (W/Kg)	0.361108

Any report having not been signed by authorized approver, or having been altered without authorization, or having not been stamped by the "Dedicated Testing/Inspection Stamp" is deemed to be invalid. Copying or excerpting portion of, or altering the content of the report is not permitted without the written authorization of AGC. The test results presented in the report apply only to the tested sample. Any objections to report issued by AGC should be submitted to AGC within 15days after the issuance of the test report. Further enquiry of validity or verification of the test report should be addressed to AGC by agc01@agccert.com.

Z (mm)	0.00	4.00	9.00	14.00	19.00	24.00	29.00
SAR (W/Kg)	0.5542	0.3758	0.2277	0.1393	0.0851	0.0517	0.0317

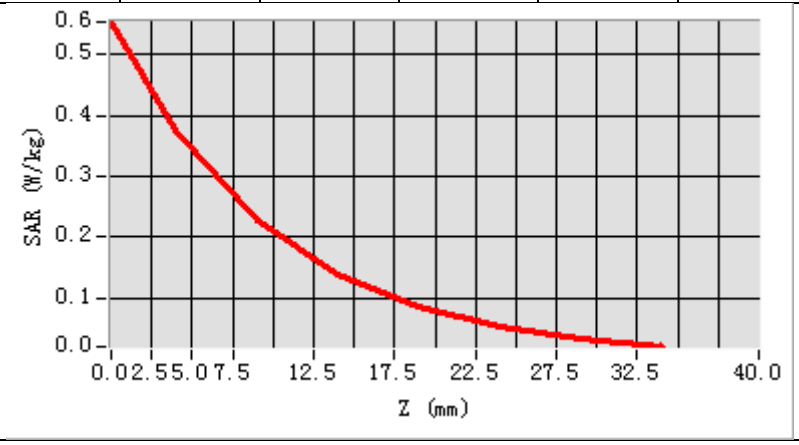

3D screen shot	Hot spot position
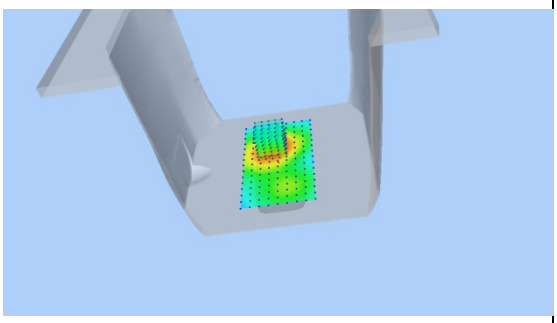	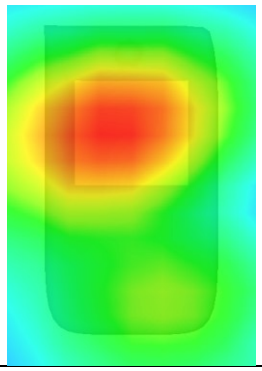

Any report having not been signed by authorized approver, or having been altered without authorization, or having not been stamped by the "Dedicated Testing/Inspection Stamp" is deemed to be invalid. Copying or excerpting portion of, or altering the content of the report is not permitted without the written authorization of AGC. The test results presented in the report apply only to the tested sample. Any objections to report issued by AGC should be submitted to AGC within 15days after the issuance of the test report. Further enquiry of validity or verification of the test report should be addressed to AGC by agc01@agccert.com.

Test Laboratory: AGC Lab **Date: Jan. 13, 2026**
LTE Band 2 Mid-Body back+belt clip+headset (1 RB#0)
DUT: 4G LTE POC Radio; Type: K9

Communication System: LTE; Communication System Band: LTE Band 2; Duty Cycle:1:1; Conv.F=2.25; Frequency:1880MHz; Medium parameters used: f = 1900 MHz; σ= 1.42 mho/m; εr =40.12; ρ= 1000 kg/m³ ; Phantom section: Flat Section

SATIMO Configuration:
- Probe: SSE2; Calibrated: 2025-05-06; Serial No.: 2023-EPGO-414
- Sensor-Surface: 4mm (Mechanical Surface Detection)
- Phantom: SAM twin phantom
- Measurement SW: OpenSAR V4_02_32

Configuration/ LTE Band 2 Mid-Body back+belt clip+headset /Area Scan: Measurement grid: dx=8mm, dy=8mm
Configuration/ LTE Band 2 Mid-Body back+belt clip+headset /Zoom Scan: Measurement grid: dx=8mm,dy=8mm, dz=5m;

Area Scan	surf_sam_plan.txt, h= 5.00 mm
Zoom Scan	5x5x7,dx=8mm dy=8mm dz=5mm
Phantom	Validation plane
Device Position	Body back+belt clip+headset
Band	LTE Band 2
Channels	Middle
Signal	OFDM (Crest factor: 1.0)

SURFACE SAR	VOLUME SAR
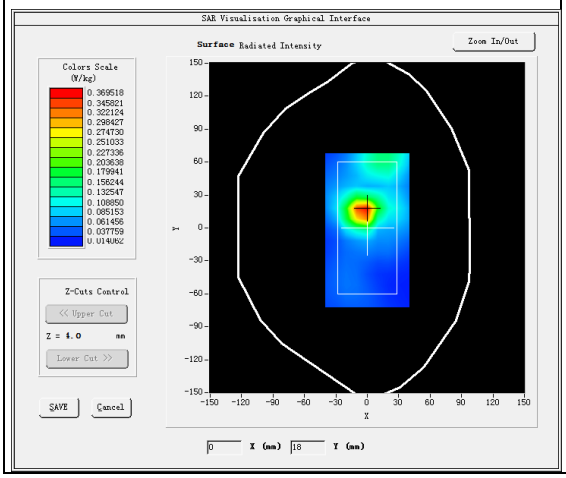	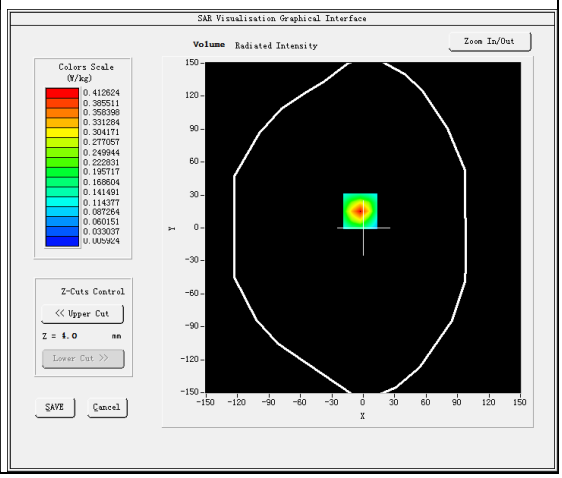

Maximum location: X=-3.00, Y=15.00
SAR Peak: 0.66 W/kg

SAR 10g (W/Kg)	0.184517
SAR 1g (W/Kg)	0.378247

Any report having not been signed by authorized approver, or having been altered without authorization, or having not been stamped by the "Dedicated Testing/Inspection Stamp" is deemed to be invalid. Copying or excerpting portion of, or altering the content of the report is not permitted without the written authorization of AGC. The test results presented in the report apply only to the tested sample. Any objections to report issued by AGC should be submitted to AGC within 15days after the issuance of the test report. Further enquiry of validity or verification of the test report should be addressed to AGC by agc01@agccert.com.

Z (mm)	0.00	4.00	9.00	14.00	19.00	24.00	29.00
SAR (W/Kg)	0.6635	0.4126	0.2220	0.1253	0.0719	0.0408	0.0242

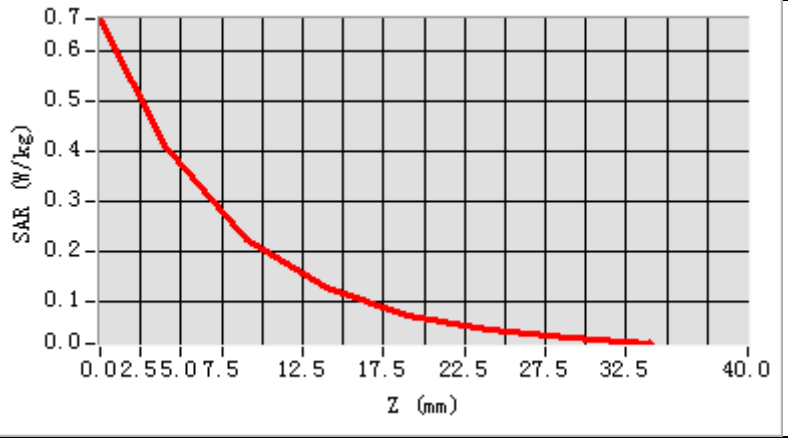

3D screen shot	Hot spot position
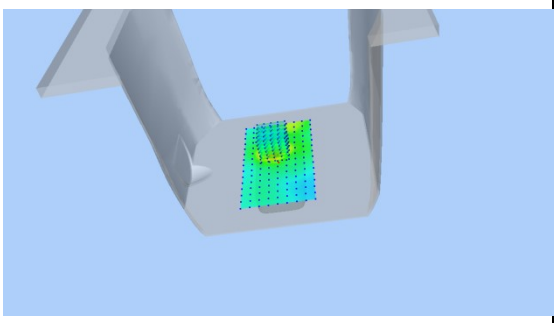	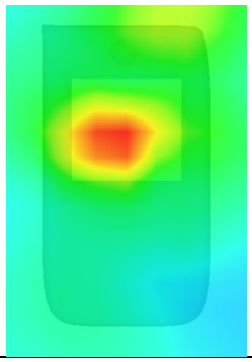

Any report having not been signed by authorized approver, or having been altered without authorization, or having not been stamped by the "Dedicated Testing/Inspection Stamp" is deemed to be invalid. Copying or excerpting portion of, or altering the content of the report is not permitted without the written authorization of AGC. The test results presented in the report apply only to the tested sample. Any objections to report issued by AGC should be submitted to AGC within 15days after the issuance of the test report. Further enquiry of validity or verification of the test report should be addressed to AGC by agc01@agccert.com.

Test Laboratory: AGC Lab **Date: Jan. 12, 2026**
LTE Band 4 Mid-Face up (1 RB#0)
DUT: 4G LTE POC Radio; Type: K9

Communication System: LTE; Communication System Band: LTE Band 4; Duty Cycle:1:1; Conv.F=2.28; Frequency:1732.5 MHz; Medium parameters used: f = 1750 MHz; σ= 1.35 mho/m; εr =40.12; ρ= 1000 kg/m³ ; Phantom section: Flat Section

SATIMO Configuration:
- Probe: SSE2; Calibrated: 2025-05-06; Serial No.: 2023-EPGO-414
- Sensor-Surface: 4mm (Mechanical Surface Detection)
- Phantom: SAM twin phantom
- Measurement SW: OpenSAR V4_02_32

Configuration/ LTE Band 4 Mid-Face up /Area Scan: Measurement grid: dx=8mm, dy=8mm
Configuration/ LTE Band 4 Mid-Face up /Zoom Scan: Measurement grid: dx=8mm,dy=8mm, dz=5m;

Area Scan	surf_sam_plan.txt, h= 5.00 mm
Zoom Scan	5x5x7,dx=8mm dy=8mm dz=5mm
Phantom	Validation plane
Device Position	Face up
Band	LTE Band 4
Channels	Middle
Signal	OFDM (Crest factor: 1.0)

SURFACE SAR	VOLUME SAR
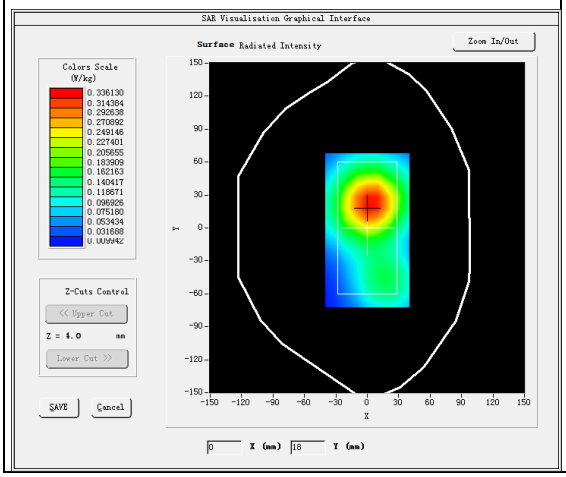	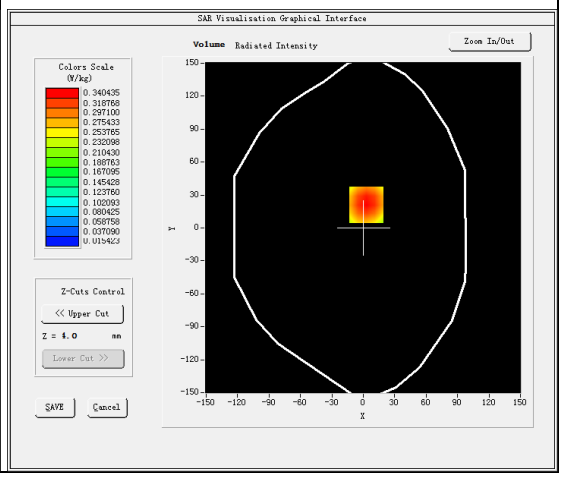

Maximum location: X=3.00, Y=21.00
SAR Peak: 0.49 W/kg

SAR 10g (W/Kg)	0.204144
SAR 1g (W/Kg)	0.328799

Any report having not been signed by authorized approver, or having been altered without authorization, or having not been stamped by the "Dedicated Testing/Inspection Stamp" is deemed to be invalid. Copying or excerpting portion of, or altering the content of the report is not permitted without the written authorization of AGC. The test results presented in the report apply only to the tested sample. Any objections to report issued by AGC should be submitted to AGC within 15days after the issuance of the test report. Further enquiry of validity or verification of the test report should be addressed to AGC by agc01@agccert.com.

Z (mm)	0.00	4.00	9.00	14.00	19.00	24.00	29.00
SAR (W/Kg)	0.4905	0.3404	0.2139	0.1356	0.0864	0.0546	0.0343

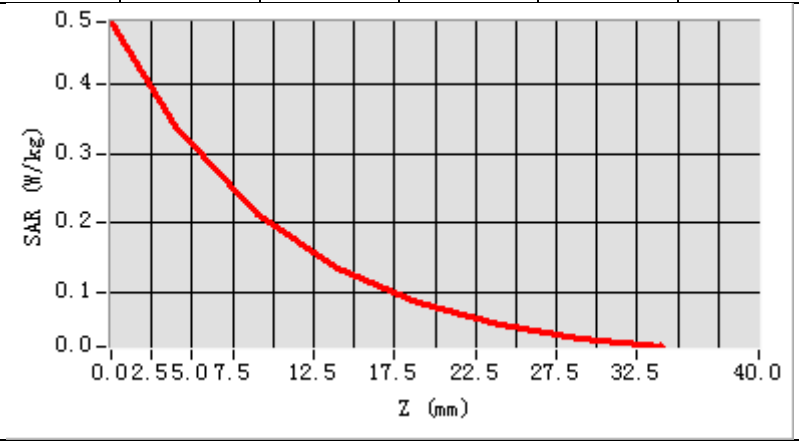

3D screen shot	Hot spot position
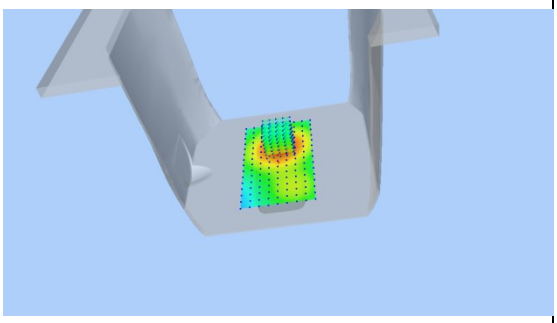	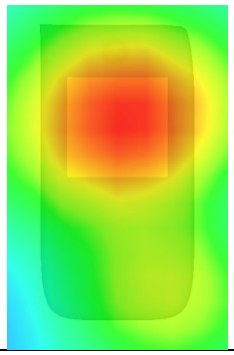

Any report having not been signed by authorized approver, or having been altered without authorization, or having not been stamped by the "Dedicated Testing/Inspection Stamp" is deemed to be invalid. Copying or excerpting portion of, or altering the content of the report is not permitted without the written authorization of AGC. The test results presented in the report apply only to the tested sample. Any objections to report issued by AGC should be submitted to AGC within 15days after the issuance of the test report. Further enquiry of validity or verification of the test report should be addressed to AGC by agc01@agccert.com.

Test Laboratory: AGC Lab **Date: Jan. 12, 2026**
LTE Band 4 Mid-Body back+belt clip+headset (1 RB#0)
DUT: 4G LTE POC Radio; Type: K9

Communication System: LTE; Communication System Band: LTE Band 4; Duty Cycle:1:1; Conv.F=2.28; Frequency:1732.5 MHz; Medium parameters used: f = 1750 MHz; σ= 1.35 mho/m; εr =40.12; ρ= 1000 kg/m³ ; Phantom section: Flat Section

SATIMO Configuration:
- Probe: SSE2; Calibrated: 2025-05-06; Serial No.: 2023-EPGO-414
- Sensor-Surface: 4mm (Mechanical Surface Detection)
- Phantom: SAM twin phantom
- Measurement SW: OpenSAR V4_02_32

Configuration/ LTE Band 4 Mid-Body back+belt clip+headset /Area Scan: Measurement grid: dx=8mm, dy=8mm
Configuration/ LTE Band 4 Mid-Body back+belt clip+headset /Zoom Scan: Measurement grid: dx=8mm,dy=8mm, dz=5m;

Area Scan	surf_sam_plan.txt, h= 5.00 mm
Zoom Scan	5x5x7,dx=8mm dy=8mm dz=5mm
Phantom	Validation plane
Device Position	Body back+belt clip+headset
Band	LTE Band 4
Channels	Middle
Signal	OFDM (Crest factor: 1.0)

SURFACE SAR	VOLUME SAR
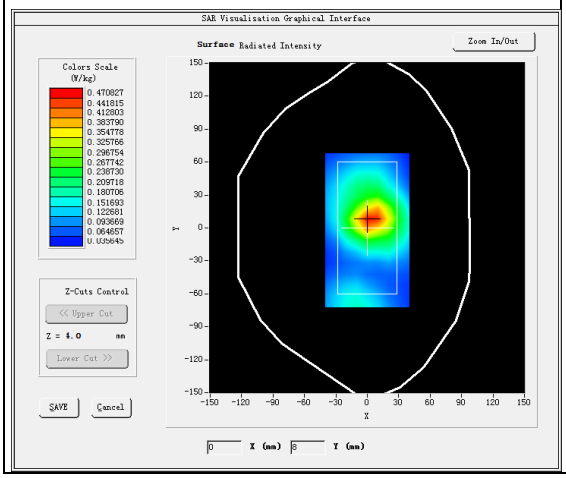	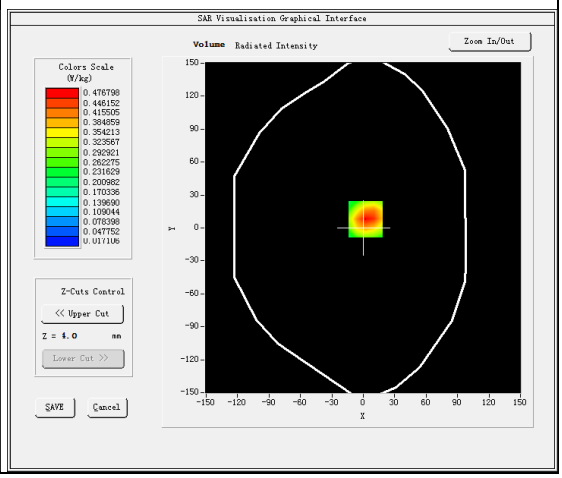

Maximum location: X=2.00, Y=8.00
SAR Peak: 0.71 W/kg

SAR 10g (W/Kg)	0.263978
SAR 1g (W/Kg)	0.454222

Any report having not been signed by authorized approver, or having been altered without authorization, or having not been stamped by the "Dedicated Testing/Inspection Stamp" is deemed to be invalid. Copying or excerpting portion of, or altering the content of the report is not permitted without the written authorization of AGC. The test results presented in the report apply only to the tested sample. Any objections to report issued by AGC should be submitted to AGC within 15days after the issuance of the test report. Further enquiry of validity or verification of the test report should be addressed to AGC by agc01@agccert.com.

Z (mm)	0.00	4.00	9.00	14.00	19.00	24.00	29.00
SAR (W/Kg)	0.7015	0.4768	0.2920	0.1819	0.1145	0.0711	0.0443

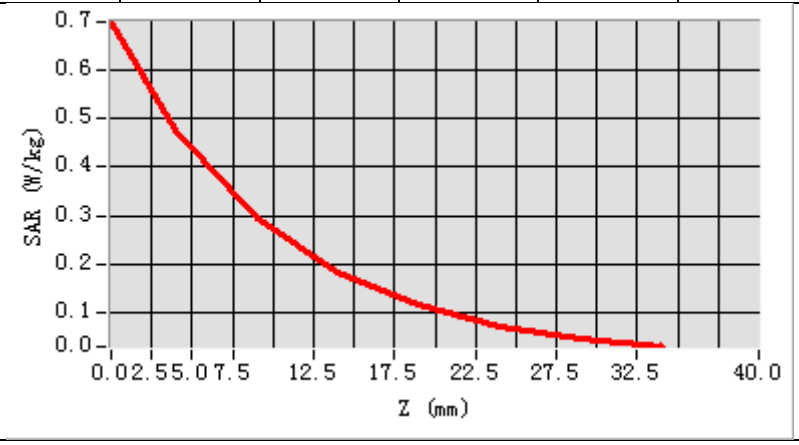

3D screen shot	Hot spot position
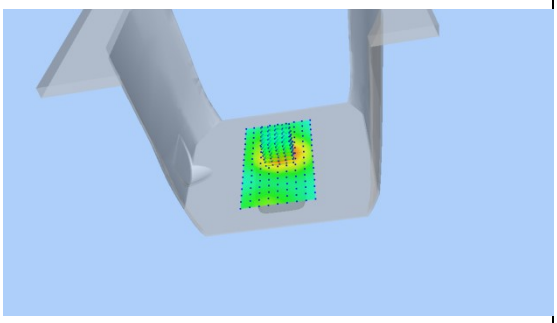	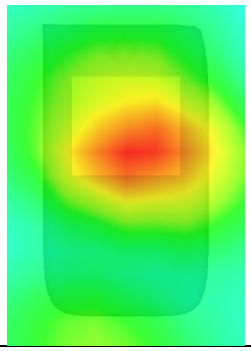

Any report having not been signed by authorized approver, or having been altered without authorization, or having not been stamped by the "Dedicated Testing/Inspection Stamp" is deemed to be invalid. Copying or excerpting portion of, or altering the content of the report is not permitted without the written authorization of AGC. The test results presented in the report apply only to the tested sample. Any objections to report issued by AGC should be submitted to AGC within 15days after the issuance of the test report. Further enquiry of validity or verification of the test report should be addressed to AGC by agc01@agccert.com.

Test Laboratory: AGC Lab **Date: Jan. 14, 2026**
LTE Band 5 Mid-Face up (1 RB#0)
DUT: 4G LTE POC Radio; Type: K9

Communication System: LTE; Communication System Band: LTE Band 5; Duty Cycle:1:1; Conv.F=2.23
Frequency:836.5 MHz; Medium parameters used: f = 835 MHz; σ=0.90mho/m; εr =41.67; ρ= 1000 kg/m³ ;
Phantom section: Flat Section

SATIMO Configuration:
- Probe: SSE2; Calibrated: 2025-05-06; Serial No.: 2023-EPGO-414
- Sensor-Surface: 4mm (Mechanical Surface Detection)
- Phantom: SAM twin phantom
- Measurement SW: OpenSAR V4_02_32

Configuration/ LTE Band 5 Mid-Face up /Area Scan: Measurement grid: dx=8mm, dy=8mm
Configuration/ LTE Band 5 Mid-Face up /Zoom Scan: Measurement grid: dx=8mm,dy=8mm, dz=5m;

Area Scan	surf_sam_plan.txt, h= 5.00 mm
Zoom Scan	5x5x7,dx=8mm dy=8mm dz=5mm
Phantom	Validation plane
Device Position	Face up
Band	LTE Band 5
Channels	Middle
Signal	OFDM (Crest factor: 1.0)

SURFACE SAR	VOLUME SAR
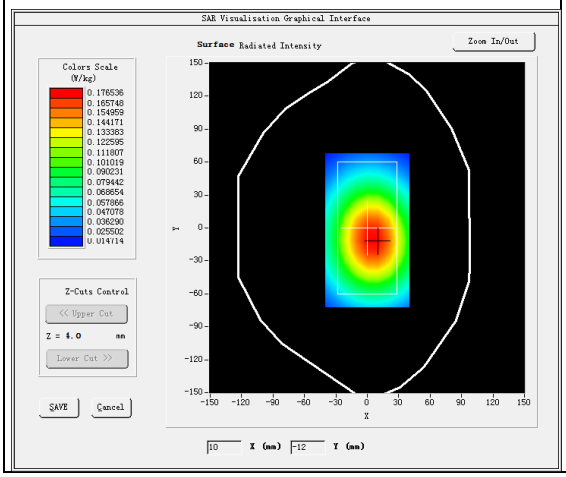	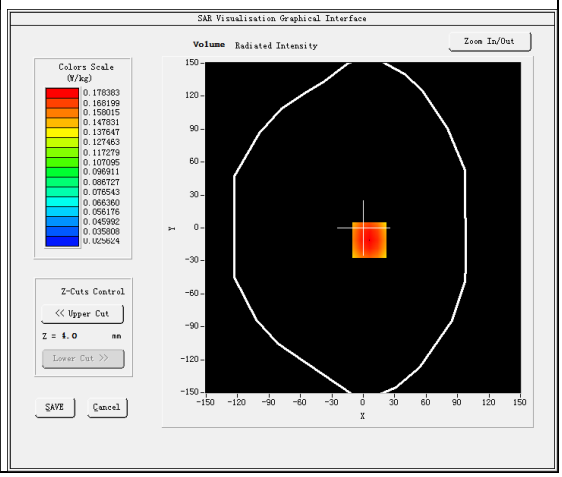

Maximum location: X=6.00, Y=-11.00
SAR Peak: 0.23 W/kg

SAR 10g (W/Kg)	0.124000
SAR 1g (W/Kg)	0.172714

Any report having not been signed by authorized approver, or having been altered without authorization, or having not been stamped by the "Dedicated Testing/Inspection Stamp" is deemed to be invalid. Copying or excerpting portion of, or altering the content of the report is not permitted without the written authorization of AGC. The test results presented in the report apply only to the tested sample. Any objections to report issued by AGC should be submitted to AGC within 15days after the issuance of the test report. Further enquiry of validity or verification of the test report should be addressed to AGC by agc01@agccert.com.

Z (mm)	0.00	4.00	9.00	14.00	19.00	24.00	29.00
SAR (W/Kg)	0.2268	0.1784	0.1323	0.0983	0.0734	0.0547	0.0409

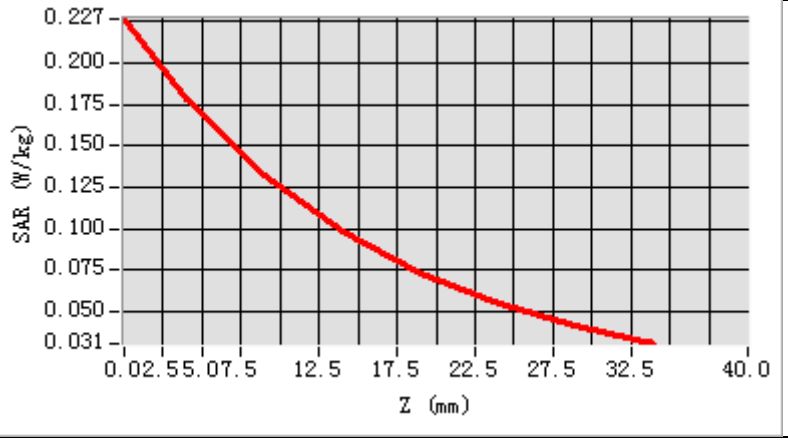

3D screen shot	Hot spot position
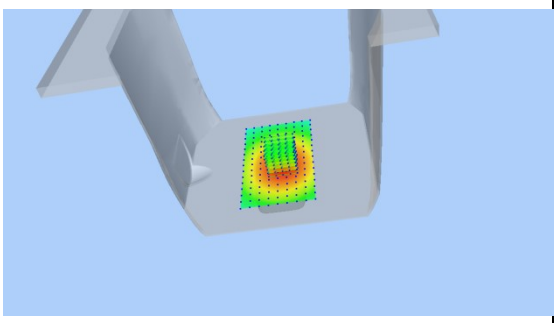	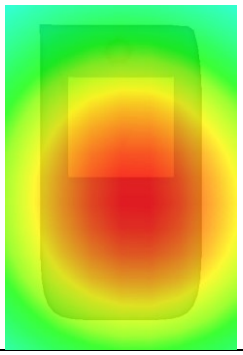

Any report having not been signed by authorized approver, or having been altered without authorization, or having not been stamped by the "Dedicated Testing/Inspection Stamp" is deemed to be invalid. Copying or excerpting portion of, or altering the content of the report is not permitted without the written authorization of AGC. The test results presented in the report apply only to the tested sample. Any objections to report issued by AGC should be submitted to AGC within 15days after the issuance of the test report. Further enquiry of validity or verification of the test report should be addressed to AGC by agc01@agccert.com.

Test Laboratory: AGC Lab **Date: Jan. 14, 2026**
LTE Band 5 Mid-Body back+belt clip+headset (1 RB#0)
DUT: 4G LTE POC Radio; Type: K9

Communication System: LTE; Communication System Band: LTE Band 5; Duty Cycle:1:1; Conv.F=2.23
Frequency:836.5 MHz; Medium parameters used: f = 835 MHz; σ=0.90mho/m; εr =41.67; ρ= 1000 kg/m³ ;
Phantom section: Flat Section

SATIMO Configuration:
- Probe: SSE2; Calibrated: 2025-05-06; Serial No.: 2023-EPGO-414
- Sensor-Surface: 4mm (Mechanical Surface Detection)
- Phantom: SAM twin phantom
- Measurement SW: OpenSAR V4_02_32

Configuration/ LTE Band 5 Mid-Body back+belt clip+headset /Area Scan: Measurement grid: dx=8mm, dy=8mm
Configuration/ LTE Band 5 Mid-Body back+belt clip+headset /Zoom Scan: Measurement grid: dx=8mm,dy=8mm, dz=5m;

Area Scan	surf_sam_plan.txt, h= 5.00 mm
Zoom Scan	5x5x7,dx=8mm dy=8mm dz=5mm
Phantom	Validation plane
Device Position	Body back+belt clip+headset
Band	LTE Band 5
Channels	Middle
Signal	OFDM (Crest factor: 1.0)

SURFACE SAR	VOLUME SAR
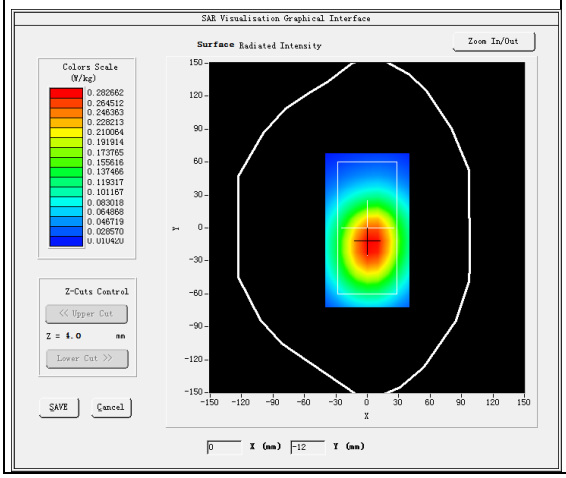	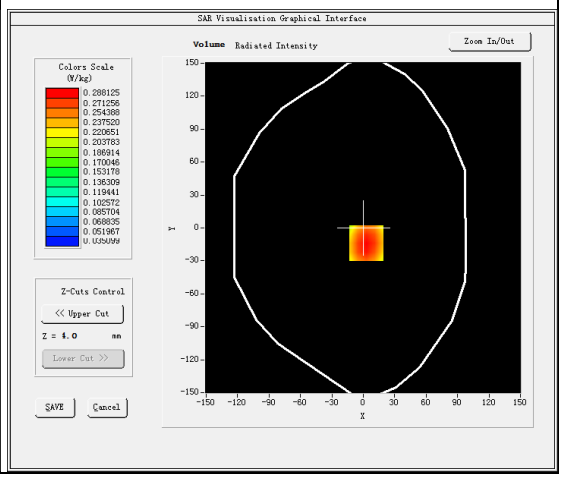

Maximum location: X=3.00, Y=-14.00
SAR Peak: 0.37 W/kg

SAR 10g (W/Kg)	0.195510
SAR 1g (W/Kg)	0.278357

Any report having not been signed by authorized approver, or having been altered without authorization, or having not been stamped by the "Dedicated Testing/Inspection Stamp" is deemed to be invalid. Copying or excerpting portion of, or altering the content of the report is not permitted without the written authorization of AGC. The test results presented in the report apply only to the tested sample. Any objections to report issued by AGC should be submitted to AGC within 15days after the issuance of the test report. Further enquiry of validity or verification of the test report should be addressed to AGC by agc01@agccert.com.

Z (mm)	0.00	4.00	9.00	14.00	19.00	24.00	29.00
SAR (W/Kg)	0.3700	0.2881	0.2108	0.1553	0.1144	0.0851	0.0630

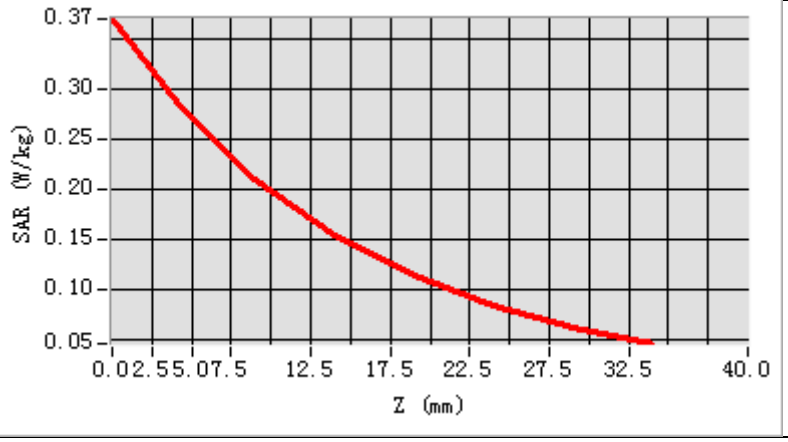

3D screen shot	Hot spot position
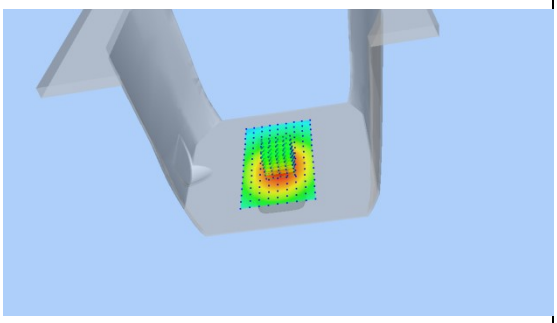	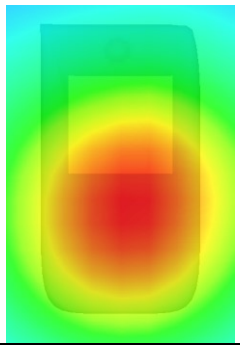

Any report having not been signed by authorized approver, or having been altered without authorization, or having not been stamped by the "Dedicated Testing/Inspection Stamp" is deemed to be invalid. Copying or excerpting portion of, or altering the content of the report is not permitted without the written authorization of AGC. The test results presented in the report apply only to the tested sample. Any objections to report issued by AGC should be submitted to AGC within 15days after the issuance of the test report. Further enquiry of validity or verification of the test report should be addressed to AGC by agc01@agccert.com.

Test Laboratory: AGC Lab **Date: Jan. 20, 2026**
LTE Band 7 Mid-Face up (1RB#0)
DUT: 4G LTE POC Radio; Type: K9

Communication System: LTE; Communication System Band: LTE Band 7; Duty Cycle:1:1; Conv.F=2.19
Frequency: 2535MHz; Medium parameters used: f =2600 MHz; σ=1.87 mho/m; εr =40.45; ρ= 1000 kg/m³ ;
Phantom section: Flat Section

SATIMO Configuration:
- Probe: SSE2; Calibrated: 2025-05-06; Serial No.: 2023-EPGO-414
- Sensor-Surface: 4mm (Mechanical Surface Detection)
- Phantom: SAM twin phantom
- Measurement SW: OpenSAR V4_02_32

Configuration/ LTE BAND 7 Mid-Face up /Area Scan: Measurement grid: dx=10mm, y=10mm
Configuration/ LTE BAND 7 Mid-Face up /Zoom Scan: Measurement grid: dx=5mm, dy=5mm, dz=5mm

Area Scan	surf_sam_plan.txt, h= 5.00 mm
ZoomScan	7x7x7,dx=5mm dy=5mm dz=5mm
Phantom	Validation plane
Device Position	Face up
Band	LTE BAND 7
Channels	Middle
Signal	OFDM (Crest factor: 1.0)

SURFACE SAR	VOLUME SAR
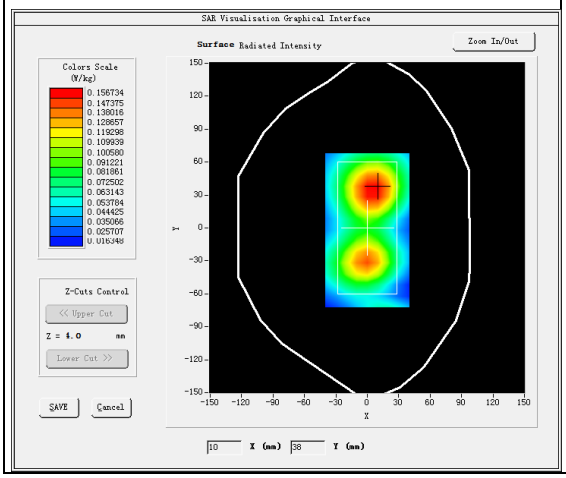	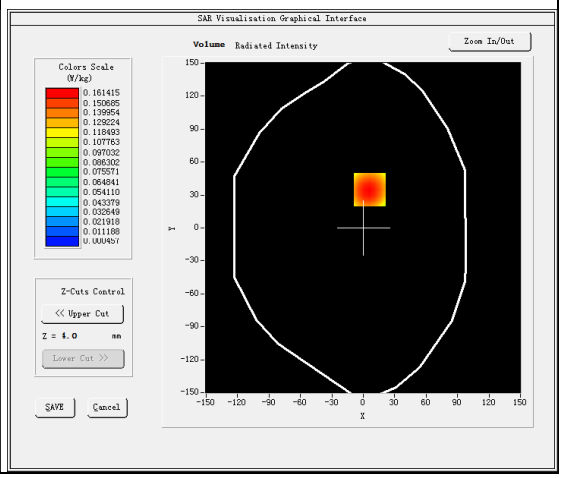

Maximum location: X=6.00, Y=35.00
SAR Peak: 0.27 W/kg

SAR 10g (W/Kg)	0.084527
SAR 1g (W/Kg)	0.155307

Any report having not been signed by authorized approver, or having been altered without authorization, or having not been stamped by the "Dedicated Testing/Inspection Stamp" is deemed to be invalid. Copying or excerpting portion of, or altering the content of the report is not permitted without the written authorization of AGC. The test results presented in the report apply only to the tested sample. Any objections to report issued by AGC should be submitted to AGC within 15days after the issuance of the test report. Further enquiry of validity or verification of the test report should be addressed to AGC by agc01@agccert.com.

Z (mm)	0.00	4.00	9.00	14.00	19.00	24.00	29.00
SAR (W/Kg)	0.2678	0.1614	0.0809	0.0405	0.0199	0.0094	0.0043

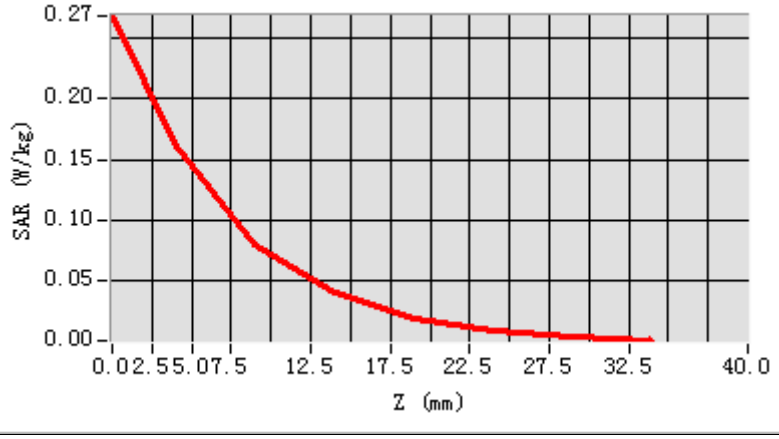

3D screen shot	Hot spot position
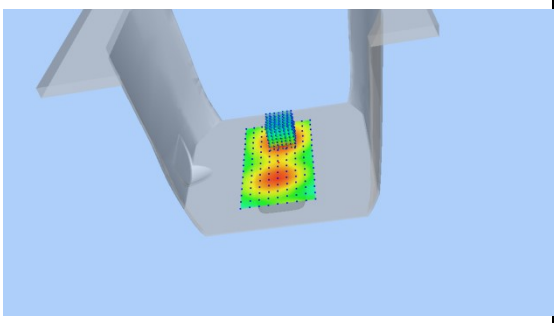	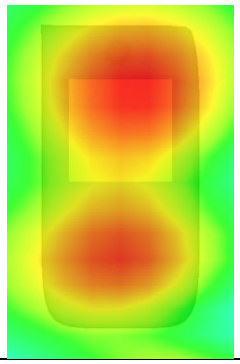

Any report having not been signed by authorized approver, or having been altered without authorization, or having not been stamped by the "Dedicated Testing/Inspection Stamp" is deemed to be invalid. Copying or excerpting portion of, or altering the content of the report is not permitted without the written authorization of AGC. The test results presented in the report apply only to the tested sample. Any objections to report issued by AGC should be submitted to AGC within 15days after the issuance of the test report. Further enquiry of validity or verification of the test report should be addressed to AGC by agc01@agccert.com.

Test Laboratory: AGC Lab **Date: Jan. 20, 2026**
LTE Band 7 Mid-Body back+belt clip+headset (1RB#0)
DUT: 4G LTE POC Radio; Type: K9

Communication System: LTE; Communication System Band: LTE Band 7; Duty Cycle:1:1; Conv.F=2.19
Frequency: 2535MHz; Medium parameters used: f =2600 MHz; σ=1.87 mho/m; εr =40.45; ρ= 1000 kg/m³ ;
Phantom section: Flat Section

SATIMO Configuration:
- Probe: SSE2; Calibrated: 2025-05-06; Serial No.: 2023-EPGO-414
- Sensor-Surface: 4mm (Mechanical Surface Detection)
- Phantom: SAM twin phantom
- Measurement SW: OpenSAR V4_02_32

Configuration/ LTE BAND 7 Mid-Body back+belt clip+headset /Area Scan: Measurement grid: dx=10mm, y=10mm
Configuration/ LTE BAND 7 Mid-Body back+belt clip+headset /Zoom Scan: Measurement grid: dx=5mm, dy=5mm, dz=5mm

Area Scan	surf_sam_plan.txt, h= 5.00 mm
ZoomScan	7x7x7,dx=5mm dy=5mm dz=5mm
Phantom	Validation plane
Device Position	Body back+belt clip+headset
Band	LTE BAND 7
Channels	Middle
Signal	OFDM (Crest factor: 1.0)

SURFACE SAR	VOLUME SAR
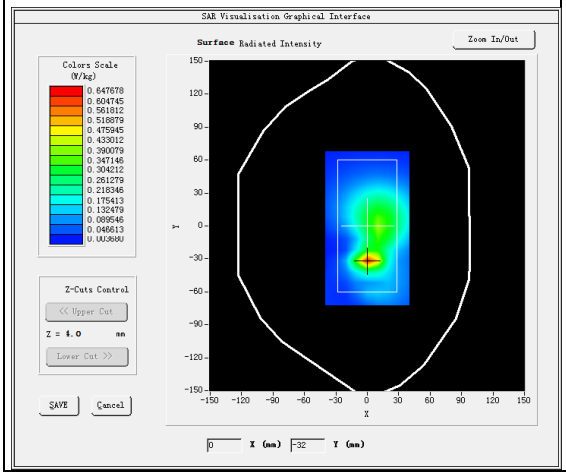	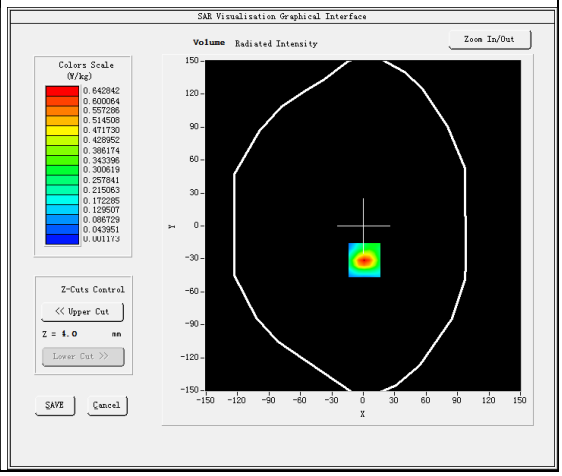

Maximum location: X=1.00, Y=-31.00
SAR Peak: 1.15 W/kg

SAR 10g (W/Kg)	0.232983
SAR 1g (W/Kg)	0.578842

Any report having not been signed by authorized approver, or having been altered without authorization, or having not been stamped by the "Dedicated Testing/Inspection Stamp" is deemed to be invalid. Copying or excerpting portion of, or altering the content of the report is not permitted without the written authorization of AGC. The test results presented in the report apply only to the tested sample. Any objections to report issued by AGC should be submitted to AGC within 15days after the issuance of the test report. Further enquiry of validity or verification of the test report should be addressed to AGC by agc01@agccert.com.

Z (mm)	0.00	4.00	9.00	14.00	19.00	24.00	29.00
SAR (W/Kg)	1.1558	0.6428	0.2804	0.1210	0.0529	0.0232	0.0102

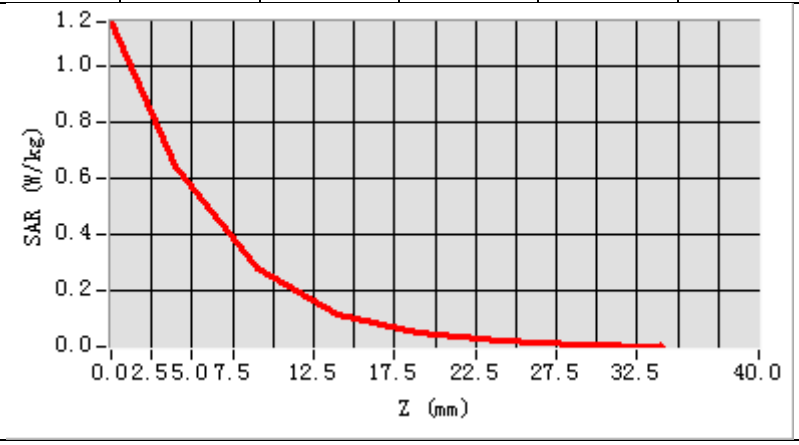

3D screen shot	Hot spot position
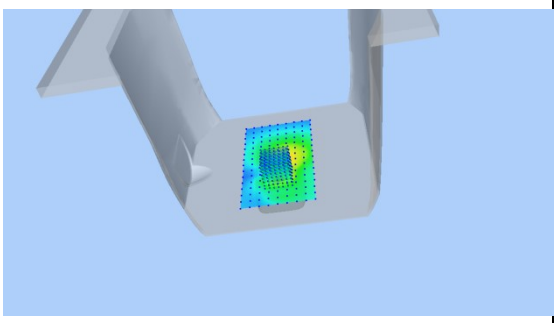	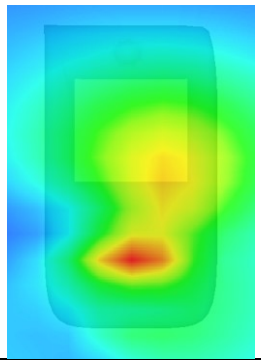

Any report having not been signed by authorized approver, or having been altered without authorization, or having not been stamped by the "Dedicated Testing/Inspection Stamp" is deemed to be invalid. Copying or excerpting portion of, or altering the content of the report is not permitted without the written authorization of AGC. The test results presented in the report apply only to the tested sample. Any objections to report issued by AGC should be submitted to AGC within 15days after the issuance of the test report. Further enquiry of validity or verification of the test report should be addressed to AGC by agc01@agccert.com.

Test Laboratory: AGC Lab **Date: Jan. 15, 2026**
LTE Band 12 Mid-Face up (1 RB#0)
DUT: 4G LTE POC Radio; Type: K9

Communication System: LTE; Communication System Band: LTE Band 12; Duty Cycle:1:1; Conv.F=2.30; Frequency: 707.5 MHz; Medium parameters used: f = 750 MHz; σ=0.88 mho/m; εr =42.85; ρ= 1000 kg/m³ ; Phantom section: Flat Section

SATIMO Configuration:
- Probe: SSE2; Calibrated: 2025-05-06; Serial No.: 2023-EPGO-414
- Sensor-Surface: 4mm (Mechanical Surface Detection)
- Phantom: SAM twin phantom
- Measurement SW: OpenSAR V4_02_32

Configuration/ LTE Band 12 Mid-Face up /Area Scan: Measurement grid: dx=8mm, dy=8mm
Configuration/ LTE Band 12 Mid-Face up /Zoom Scan: Measurement grid: dx=8mm,dy=8mm, dz=5m;

Area Scan	surf_sam_plan.txt, h= 5.00 mm
Zoom Scan	5x5x7,dx=8mm dy=8mm dz=5mm
Phantom	Validation plane
Device Position	Face up
Band	LTE Band 12
Channels	Middle
Signal	OFDM (Crest factor: 1.0)

SURFACE SAR	VOLUME SAR
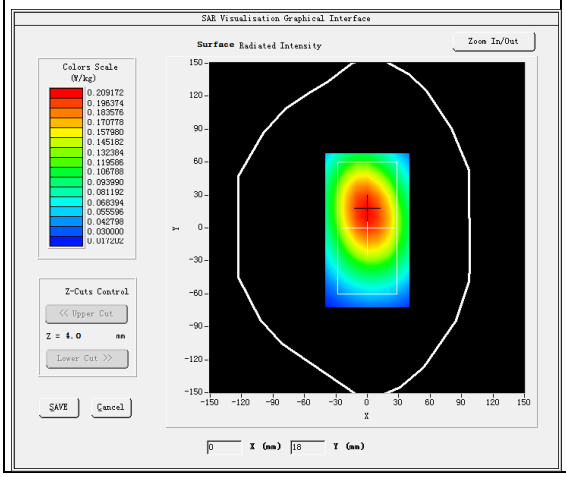	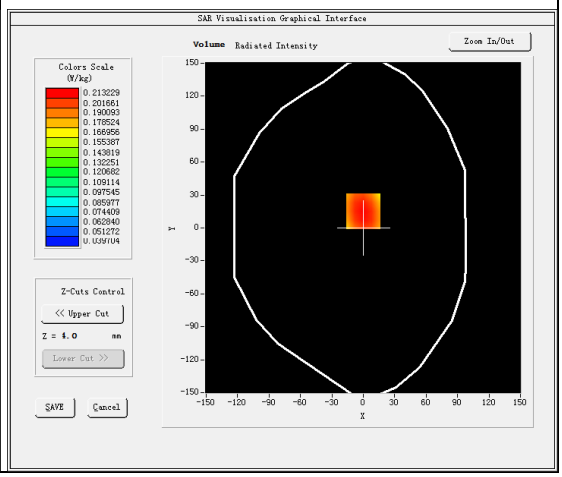

Maximum location: X=0.00, Y=15.00
SAR Peak: 0.26 W/kg

SAR 10g (W/Kg)	0.157768
SAR 1g (W/Kg)	0.211469

Any report having not been signed by authorized approver, or having been altered without authorization, or having not been stamped by the "Dedicated Testing/Inspection Stamp" is deemed to be invalid. Copying or excerpting portion of, or altering the content of the report is not permitted without the written authorization of AGC. The test results presented in the report apply only to the tested sample. Any objections to report issued by AGC should be submitted to AGC within 15days after the issuance of the test report. Further enquiry of validity or verification of the test report should be addressed to AGC by agc01@agccert.com.

Z (mm)	0.00	4.00	9.00	14.00	19.00	24.00	29.00
SAR (W/Kg)	0.2632	0.2132	0.1647	0.1284	0.1001	0.0782	0.0611

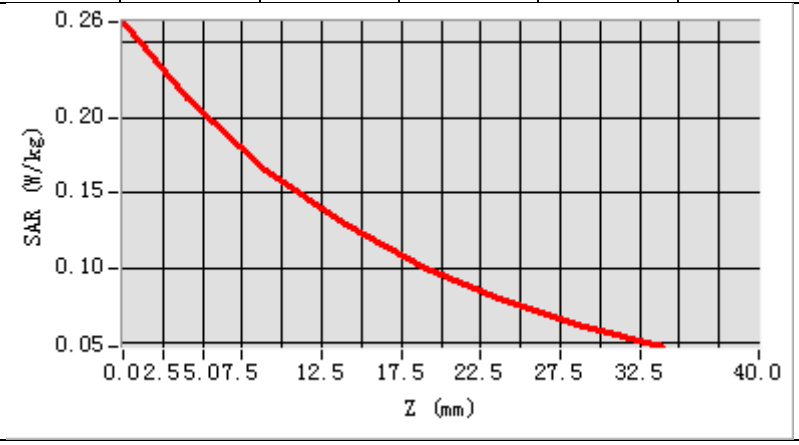

3D screen shot	Hot spot position
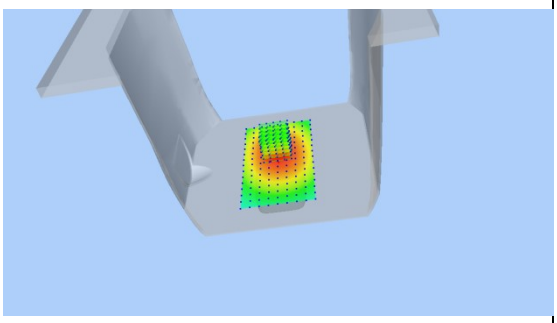	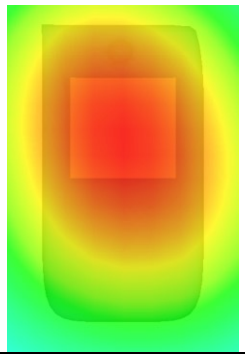

Any report having not been signed by authorized approver, or having been altered without authorization, or having not been stamped by the "Dedicated Testing/Inspection Stamp" is deemed to be invalid. Copying or excerpting portion of, or altering the content of the report is not permitted without the written authorization of AGC. The test results presented in the report apply only to the tested sample. Any objections to report issued by AGC should be submitted to AGC within 15days after the issuance of the test report. Further enquiry of validity or verification of the test report should be addressed to AGC by agc01@agccert.com.

Test Laboratory: AGC Lab **Date: Jan. 15, 2026**
LTE Band 12 Mid-Body back+belt clip+headset (1 RB#0)
DUT: 4G LTE POC Radio; Type: K9

Communication System: LTE; Communication System Band: LTE Band 12; Duty Cycle:1:1; Conv.F=2.30; Frequency: 707.5 MHz; Medium parameters used: f = 750 MHz; σ=0.88 mho/m; εr =42.85; ρ= 1000 kg/m³ ; Phantom section: Flat Section

SATIMO Configuration:
- Probe: SSE2; Calibrated: 2025-05-06; Serial No.: 2023-EPGO-414
- Sensor-Surface: 4mm (Mechanical Surface Detection)
- Phantom: SAM twin phantom
- Measurement SW: OpenSAR V4_02_32

Configuration/ LTE Band 12 Mid-Body back+belt clip+headset /Area Scan: Measurement grid: dx=8mm, dy=8mm
Configuration/ LTE Band 12 Mid-Body back+belt clip+headset /Zoom Scan: Measurement grid: dx=8mm,dy=8mm, dz=5m;

Area Scan	surf_sam_plan.txt, h= 5.00 mm
Zoom Scan	5x5x7,dx=8mm dy=8mm dz=5mm
Phantom	Validation plane
Device Position	Body back+belt clip+headset
Band	LTE Band 12
Channels	Middle
Signal	OFDM (Crest factor: 1.0)

SURFACE SAR	VOLUME SAR
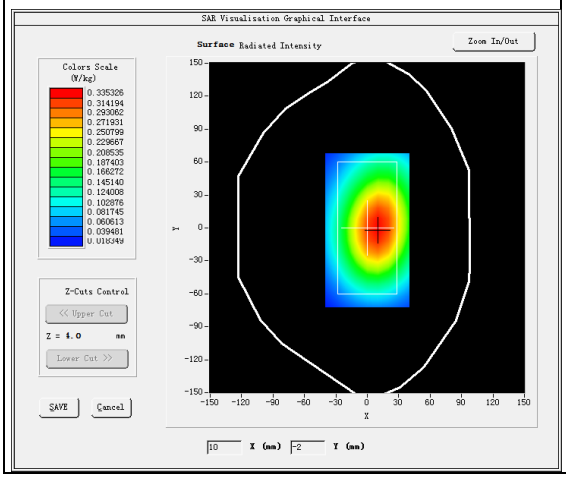	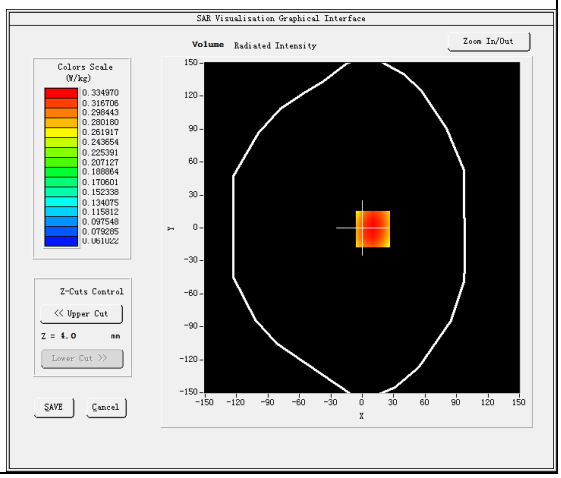

Maximum location: X=10.00, Y=-1.00
SAR Peak: 0.41 W/kg

SAR 10g (W/Kg)	0.246464
SAR 1g (W/Kg)	0.331814

Any report having not been signed by authorized approver, or having been altered without authorization, or having not been stamped by the "Dedicated Testing/Inspection Stamp" is deemed to be invalid. Copying or excerpting portion of, or altering the content of the report is not permitted without the written authorization of AGC. The test results presented in the report apply only to the tested sample. Any objections to report issued by AGC should be submitted to AGC within 15days after the issuance of the test report. Further enquiry of validity or verification of the test report should be addressed to AGC by agc01@agccert.com.

Z (mm)	0.00	4.00	9.00	14.00	19.00	24.00	29.00
SAR (W/Kg)	0.4110	0.3350	0.2597	0.2019	0.1571	0.1221	0.0949

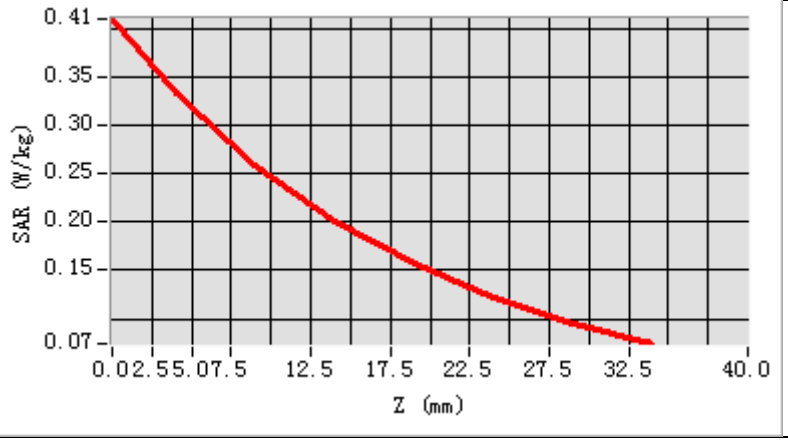

3D screen shot	Hot spot position
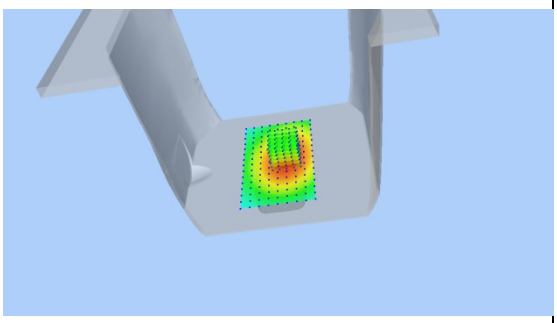	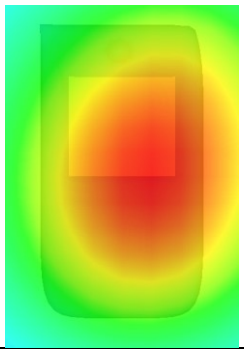

Any report having not been signed by authorized approver, or having been altered without authorization, or having not been stamped by the "Dedicated Testing/Inspection Stamp" is deemed to be invalid. Copying or excerpting portion of, or altering the content of the report is not permitted without the written authorization of AGC. The test results presented in the report apply only to the tested sample. Any objections to report issued by AGC should be submitted to AGC within 15days after the issuance of the test report. Further enquiry of validity or verification of the test report should be addressed to AGC by agc01@agccert.com.

Test Laboratory: AGC Lab **Date: Jan. 15, 2026**
LTE Band 13 Mid-Face up (1 RB#0)
DUT: 4G LTE POC Radio; Type: K9

Communication System: LTE; Communication System Band: LTE Band 13; Duty Cycle:1:1; Conv.F=2.30; Frequency: 782 MHz; Medium parameters used: f = 750 MHz; σ=0.91 mho/m; εr =41.96; ρ= 1000 kg/m³ ; Phantom section: Flat Section

SATIMO Configuration:
- Probe: SSE2; Calibrated: 2025-05-06; Serial No.: 2023-EPGO-414
- Sensor-Surface: 4mm (Mechanical Surface Detection)
- Phantom: SAM twin phantom
- Measurement SW: OpenSAR V4_02_32

Configuration/ LTE Band 13 Mid-Face up /Area Scan: Measurement grid: dx=8mm, dy=8mm
Configuration/ LTE Band 13 Mid-Face up /Zoom Scan: Measurement grid: dx=8mm,dy=8mm, dz=5m;

Area Scan	surf_sam_plan.txt, h= 5.00 mm
Zoom Scan	5x5x7,dx=8mm dy=8mm dz=5mm
Phantom	Validation plane
Device Position	Face up
Band	LTE Band 13
Channels	Middle
Signal	OFDM (Crest factor: 1.0)

SURFACE SAR	VOLUME SAR
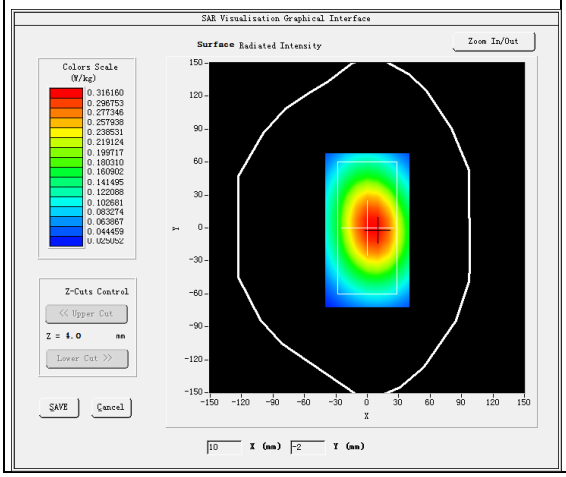	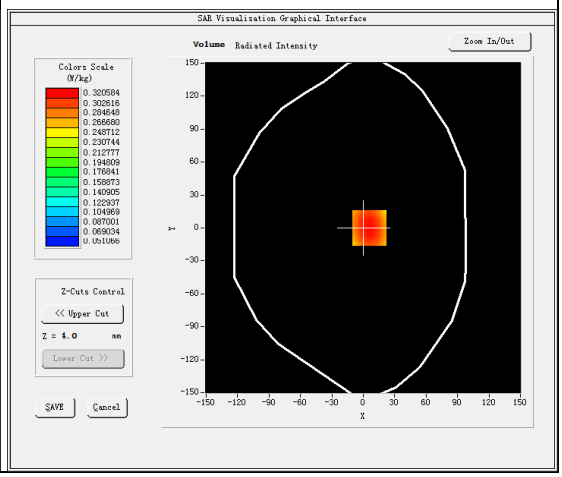

Maximum location: X=6.00, Y=0.00
SAR Peak: 0.40 W/kg

SAR 10g (W/Kg)	0.227738
SAR 1g (W/Kg)	0.310747

Any report having not been signed by authorized approver, or having been altered without authorization, or having not been stamped by the "Dedicated Testing/Inspection Stamp" is deemed to be invalid. Copying or excerpting portion of, or altering the content of the report is not permitted without the written authorization of AGC. The test results presented in the report apply only to the tested sample. Any objections to report issued by AGC should be submitted to AGC within 15days after the issuance of the test report. Further enquiry of validity or verification of the test report should be addressed to AGC by agc01@agccert.com.

Z (mm)	0.00	4.00	9.00	14.00	19.00	24.00	29.00
SAR (W/Kg)	0.4006	0.3206	0.2432	0.1847	0.1410	0.1076	0.0818

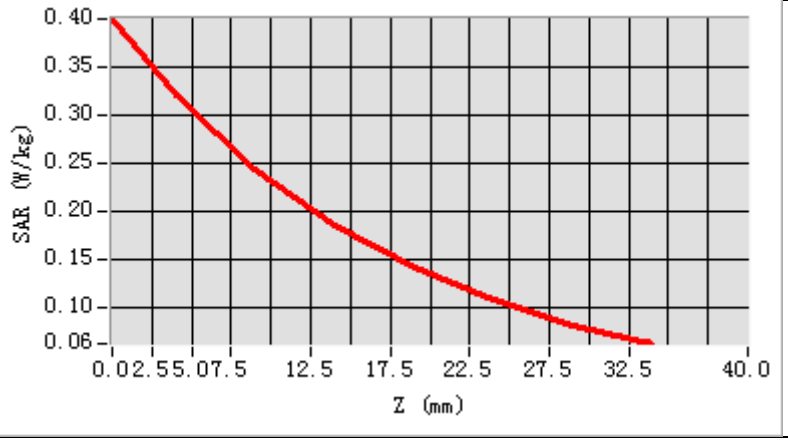

3D screen shot	Hot spot position
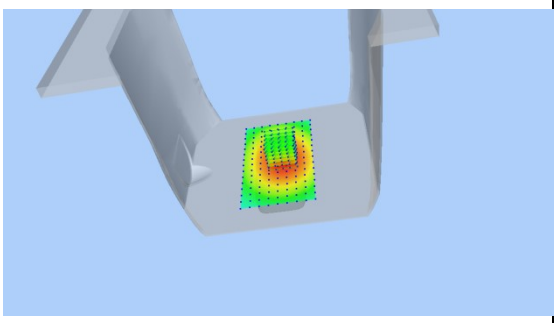	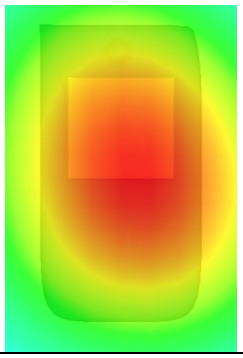

Any report having not been signed by authorized approver, or having been altered without authorization, or having not been stamped by the "Dedicated Testing/Inspection Stamp" is deemed to be invalid. Copying or excerpting portion of, or altering the content of the report is not permitted without the written authorization of AGC. The test results presented in the report apply only to the tested sample. Any objections to report issued by AGC should be submitted to AGC within 15days after the issuance of the test report. Further enquiry of validity or verification of the test report should be addressed to AGC by agc01@agccert.com.

Test Laboratory: AGC Lab **Date: Jan. 15, 2026**
LTE Band 13 Mid-Body back+belt clip+headset (1 RB#0)
DUT: 4G LTE POC Radio; Type: K9

Communication System: LTE; Communication System Band: LTE Band 13; Duty Cycle:1:1; Conv.F=2.30; Frequency: 782 MHz; Medium parameters used: f = 750 MHz; σ=0.91 mho/m; εr =41.96; ρ= 1000 kg/m³ ; Phantom section: Flat Section

SATIMO Configuration:
- Probe: SSE2; Calibrated: 2025-05-06; Serial No.: 2023-EPGO-414
- Sensor-Surface: 4mm (Mechanical Surface Detection)
- Phantom: SAM twin phantom
- Measurement SW: OpenSAR V4_02_32

Configuration/ LTE Band 13 Mid-Body back+belt clip+headset /Area Scan: Measurement grid: dx=8mm, dy=8mm
Configuration/ LTE Band 13 Mid-Body back+belt clip+headset /Zoom Scan: Measurement grid: dx=8mm,dy=8mm, dz=5m;

Area Scan	surf_sam_plan.txt, h= 5.00 mm
Zoom Scan	5x5x7,dx=8mm dy=8mm dz=5mm
Phantom	Validation plane
Device Position	Body back+belt clip+headset
Band	LTE Band 13
Channels	Middle
Signal	OFDM (Crest factor: 1.0)

SURFACE SAR	VOLUME SAR
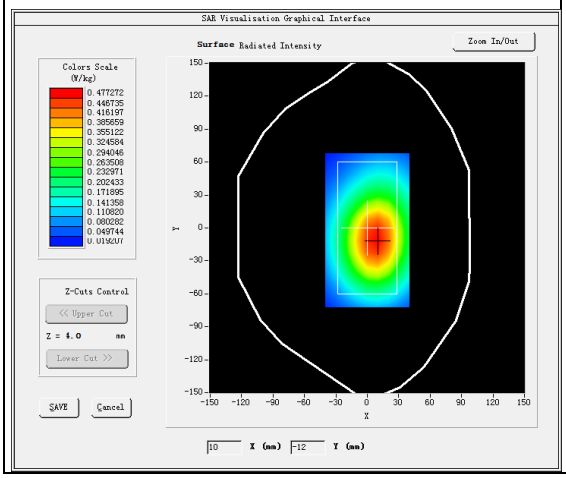	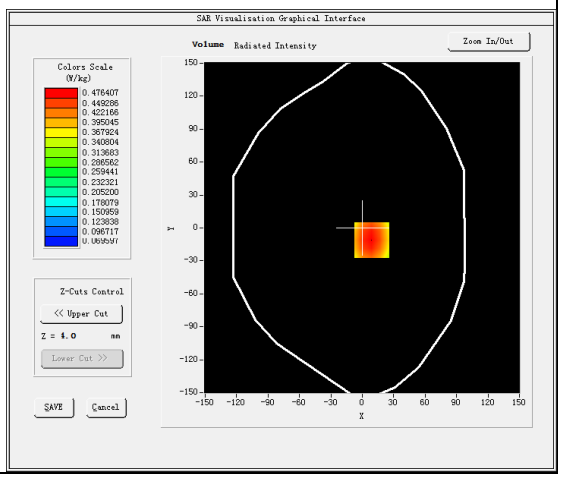

Maximum location: X=9.00, Y=-11.00
SAR Peak: 0.60 W/kg

SAR 10g (W/Kg)	0.331925
SAR 1g (W/Kg)	0.461122

Any report having not been signed by authorized approver, or having been altered without authorization, or having not been stamped by the "Dedicated Testing/Inspection Stamp" is deemed to be invalid. Copying or excerpting portion of, or altering the content of the report is not permitted without the written authorization of AGC. The test results presented in the report apply only to the tested sample. Any objections to report issued by AGC should be submitted to AGC within 15days after the issuance of the test report. Further enquiry of validity or verification of the test report should be addressed to AGC by agc01@agccert.com.

Z (mm)	0.00	4.00	9.00	14.00	19.00	24.00	29.00
SAR (W/Kg)	0.5960	0.4764	0.3592	0.2707	0.2042	0.1546	0.1169

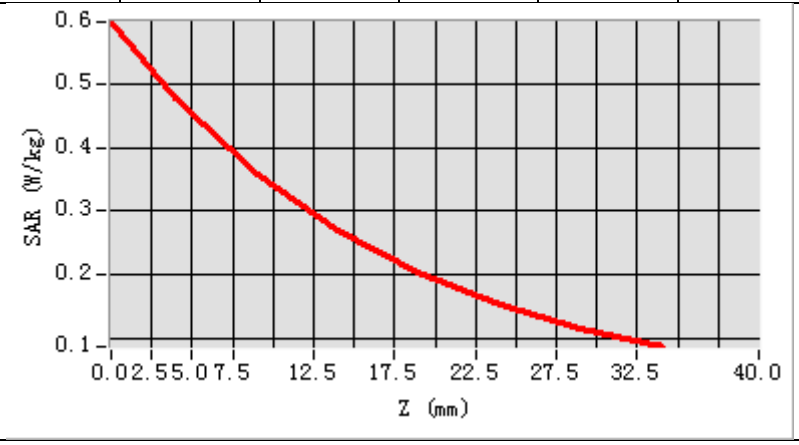

3D screen shot	Hot spot position
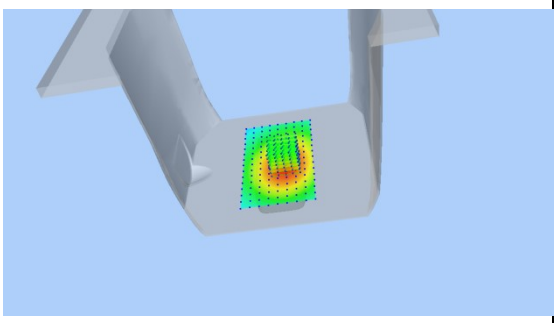	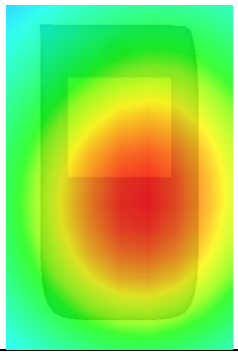

Any report having not been signed by authorized approver, or having been altered without authorization, or having not been stamped by the "Dedicated Testing/Inspection Stamp" is deemed to be invalid. Copying or excerpting portion of, or altering the content of the report is not permitted without the written authorization of AGC. The test results presented in the report apply only to the tested sample. Any objections to report issued by AGC should be submitted to AGC within 15days after the issuance of the test report. Further enquiry of validity or verification of the test report should be addressed to AGC by agc01@agccert.com.

Test Laboratory: AGC Lab **Date: Jan. 15, 2026**
LTE Band 17 Mid-Face up (1 RB#0)
DUT: 4G LTE POC Radio; Type: K9

Communication System: LTE; Communication System Band: LTE Band 17; Duty Cycle:1:1; Conv.F=2.30; Frequency: 710 MHz; Medium parameters used: f = 750 MHz; σ=0.89 mho/m; εr =42.45; ρ= 1000 kg/m³ ; Phantom section: Flat Section

SATIMO Configuration:
- Probe: SSE2; Calibrated: 2025-05-06; Serial No.: 2023-EPGO-414
- Sensor-Surface: 4mm (Mechanical Surface Detection)
- Phantom: SAM twin phantom
- Measurement SW: OpenSAR V4_02_32

Configuration/ LTE Band 17 Mid-Face up /Area Scan: Measurement grid: dx=8mm, dy=8mm
Configuration/ LTE Band 17 Mid-Face up /Zoom Scan: Measurement grid: dx=8mm,dy=8mm, dz=5m;

Area Scan	surf_sam_plan.txt, h= 5.00 mm
Zoom Scan	5x5x7,dx=8mm dy=8mm dz=5mm
Phantom	Validation plane
Device Position	Face up
Band	LTE Band 17
Channels	Middle
Signal	OFDM (Crest factor: 1.0)

SURFACE SAR	VOLUME SAR
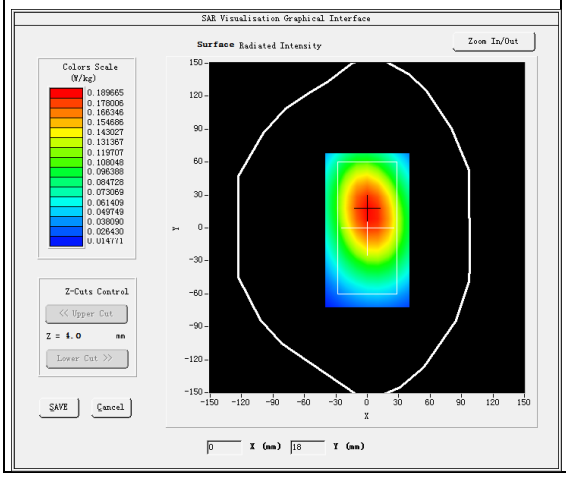	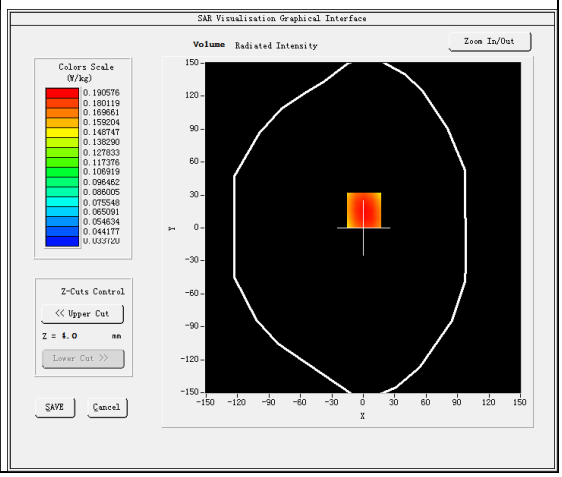

Maximum location: X=1.00, Y=16.00
SAR Peak: 0.23 W/kg

SAR 10g (W/Kg)	0.140380
SAR 1g (W/Kg)	0.188672

Any report having not been signed by authorized approver, or having been altered without authorization, or having not been stamped by the "Dedicated Testing/Inspection Stamp" is deemed to be invalid. Copying or excerpting portion of, or altering the content of the report is not permitted without the written authorization of AGC. The test results presented in the report apply only to the tested sample. Any objections to report issued by AGC should be submitted to AGC within 15days after the issuance of the test report. Further enquiry of validity or verification of the test report should be addressed to AGC by agc01@agccert.com.

Z (mm)	0.00	4.00	9.00	14.00	19.00	24.00	29.00
SAR (W/Kg)	0.2352	0.1906	0.1471	0.1141	0.0888	0.0682	0.0532

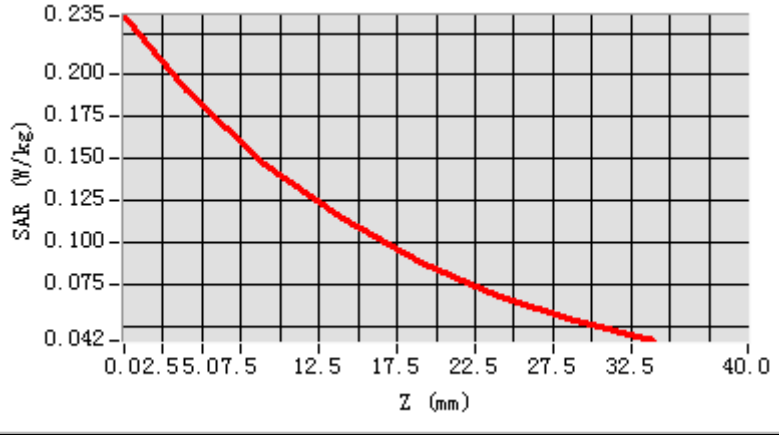

3D screen shot	Hot spot position
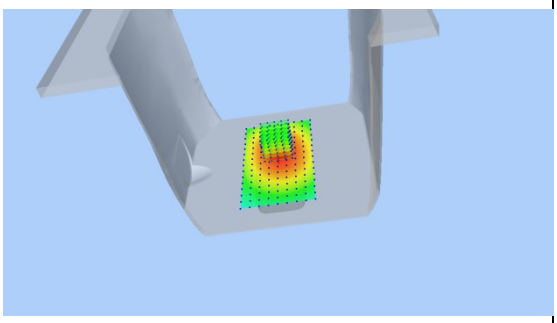	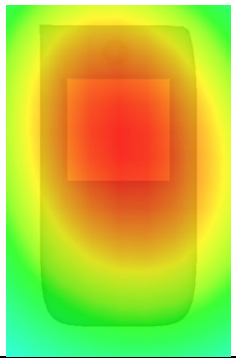

Any report having not been signed by authorized approver, or having been altered without authorization, or having not been stamped by the "Dedicated Testing/Inspection Stamp" is deemed to be invalid. Copying or excerpting portion of, or altering the content of the report is not permitted without the written authorization of AGC. The test results presented in the report apply only to the tested sample. Any objections to report issued by AGC should be submitted to AGC within 15days after the issuance of the test report. Further enquiry of validity or verification of the test report should be addressed to AGC by agc01@agccert.com.

Test Laboratory: AGC Lab **Date: Jan. 15, 2026**
LTE Band 17 Mid-Body back+belt clip+headset (1 RB#0)
DUT: 4G LTE POC Radio; Type: K9

Communication System: LTE; Communication System Band: LTE Band 17; Duty Cycle:1:1; Conv.F=2.30; Frequency: 710 MHz; Medium parameters used: f = 750 MHz; σ=0.89 mho/m; εr =42.45; ρ= 1000 kg/m³ ; Phantom section: Flat Section

SATIMO Configuration:
- Probe: SSE2; Calibrated: 2025-05-06; Serial No.: 2023-EPGO-414
- Sensor-Surface: 4mm (Mechanical Surface Detection)
- Phantom: SAM twin phantom
- Measurement SW: OpenSAR V4_02_32

Configuration/ LTE Band 17 Mid-Body back+belt clip+headset /Area Scan: Measurement grid: dx=8mm, dy=8mm
Configuration/ LTE Band 17 Mid-Body back+belt clip+headset /Zoom Scan: Measurement grid: dx=8mm,dy=8mm, dz=5m;

Area Scan	surf_sam_plan.txt, h= 5.00 mm
Zoom Scan	5x5x7,dx=8mm dy=8mm dz=5mm
Phantom	Validation plane
Device Position	Body back+belt clip+headset
Band	LTE Band 17
Channels	Middle
Signal	OFDM (Crest factor: 1.0)

SURFACE SAR	VOLUME SAR
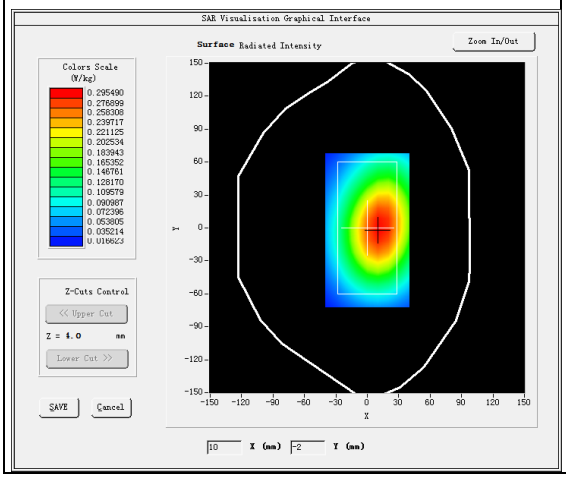	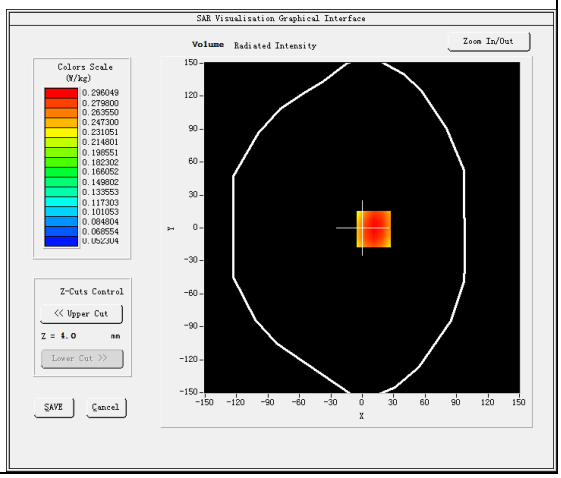

Maximum location: X=11.00, Y=-1.00
SAR Peak: 0.36 W/kg

SAR 10g (W/Kg)	0.217259
SAR 1g (W/Kg)	0.292395

Any report having not been signed by authorized approver, or having been altered without authorization, or having not been stamped by the "Dedicated Testing/Inspection Stamp" is deemed to be invalid. Copying or excerpting portion of, or altering the content of the report is not permitted without the written authorization of AGC. The test results presented in the report apply only to the tested sample. Any objections to report issued by AGC should be submitted to AGC within 15days after the issuance of the test report. Further enquiry of validity or verification of the test report should be addressed to AGC by agc01@agccert.com.

Z (mm)	0.00	4.00	9.00	14.00	19.00	24.00	29.00
SAR (W/Kg)	0.3629	0.2960	0.2295	0.1777	0.1379	0.1073	0.0832

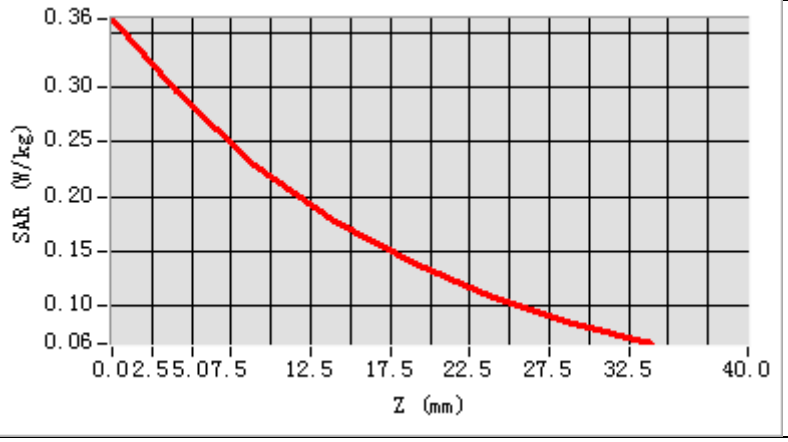

3D screen shot	Hot spot position
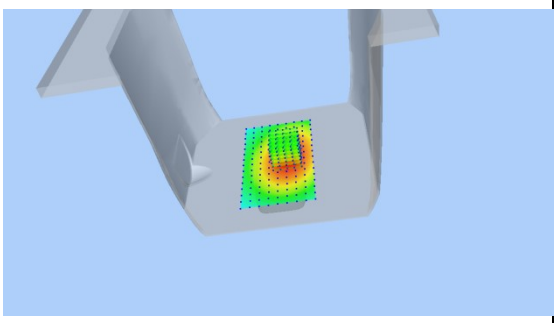	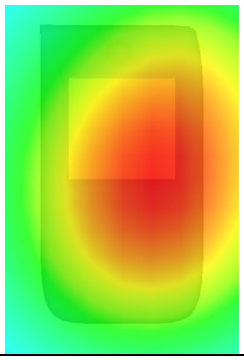

Any report having not been signed by authorized approver, or having been altered without authorization, or having not been stamped by the "Dedicated Testing/Inspection Stamp" is deemed to be invalid. Copying or excerpting portion of, or altering the content of the report is not permitted without the written authorization of AGC. The test results presented in the report apply only to the tested sample. Any objections to report issued by AGC should be submitted to AGC within 15days after the issuance of the test report. Further enquiry of validity or verification of the test report should be addressed to AGC by agc01@agccert.com.

Test Laboratory: AGC Lab **Date: Jan. 20, 2026**
LTE Band 38 Mid-Face up (1RB#0)
DUT: 4G LTE POC Radio; Type: K9

Communication System: LTE; Communication System Band: LTE Band 38; Duty Cycle:1:1.58; Conv.F=2.19
Frequency: 2595MHz; Medium parameters used: f =2600 MHz; σ=1.89 mho/m; εr =39.95; ρ= 1000 kg/m³ ;
Phantom section: Flat Section

SATIMO Configuration:
- Probe: SSE2; Calibrated: 2025-05-06; Serial No.: 2023-EPGO-414
- Sensor-Surface: 4mm (Mechanical Surface Detection)
- Phantom: SAM twin phantom
- Measurement SW: OpenSAR V4_02_32

Configuration/ LTE BAND 38 Mid-Face up /Area Scan: Measurement grid: dx=10mm, y=10mm
Configuration/ LTE BAND 38 Mid-Face up /Zoom Scan: Measurement grid: dx=5mm, dy=5mm, dz=5mm

Area Scan	surf_sam_plan.txt, h= 5.00 mm
ZoomScan	7x7x7,dx=5mm dy=5mm dz=5mm
Phantom	Validation plane
Device Position	Face up
Band	LTE BAND 38
Channels	Middle
Signal	Crest factor: 1.58

SURFACE SAR	VOLUME SAR
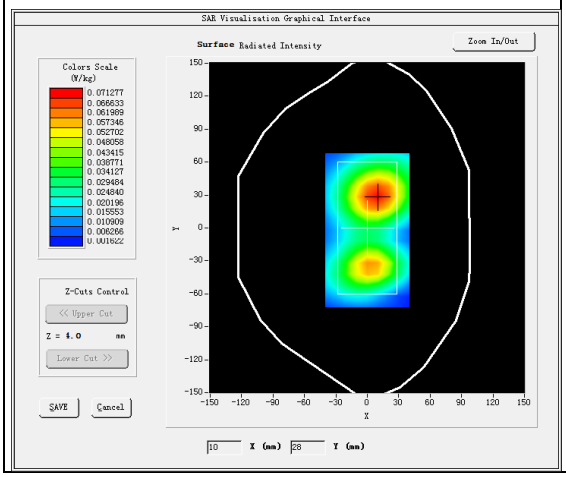	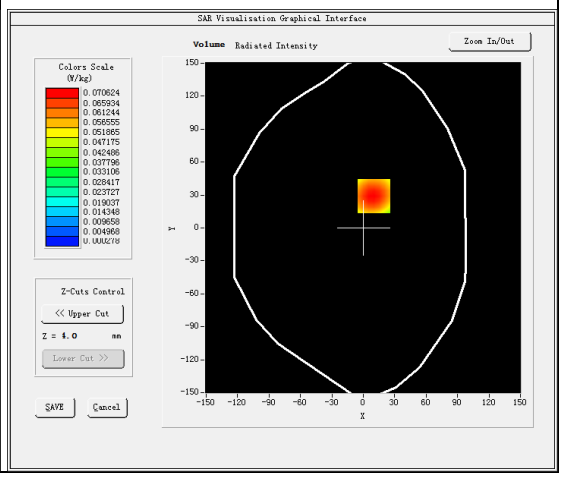

Maximum location: X=10.00, Y=29.00
SAR Peak: 0.12 W/kg

SAR 10g (W/Kg)	0.035349
SAR 1g (W/Kg)	0.067875

Any report having not been signed by authorized approver, or having been altered without authorization, or having not been stamped by the "Dedicated Testing/Inspection Stamp" is deemed to be invalid. Copying or excerpting portion of, or altering the content of the report is not permitted without the written authorization of AGC. The test results presented in the report apply only to the tested sample. Any objections to report issued by AGC should be submitted to AGC within 15days after the issuance of the test report. Further enquiry of validity or verification of the test report should be addressed to AGC by agc01@agccert.com.

Z (mm)	0.00	4.00	9.00	14.00	19.00	24.00	29.00
SAR (W/Kg)	0.1174	0.0706	0.0344	0.0152	0.0061	0.0015	0.0005

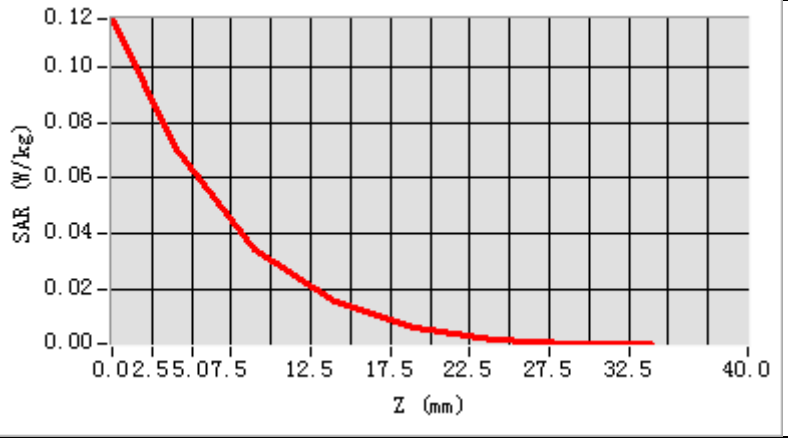

3D screen shot	Hot spot position
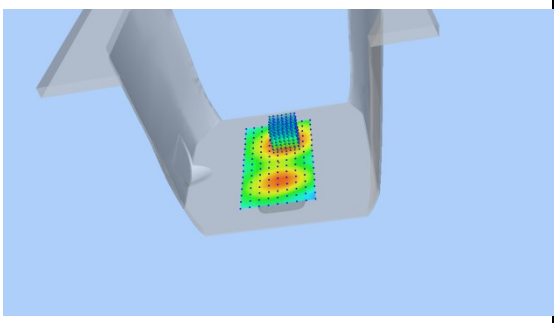	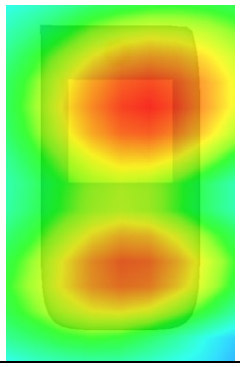

Any report having not been signed by authorized approver, or having been altered without authorization, or having not been stamped by the "Dedicated Testing/Inspection Stamp" is deemed to be invalid. Copying or excerpting portion of, or altering the content of the report is not permitted without the written authorization of AGC. The test results presented in the report apply only to the tested sample. Any objections to report issued by AGC should be submitted to AGC within 15days after the issuance of the test report. Further enquiry of validity or verification of the test report should be addressed to AGC by agc01@agccert.com.

Test Laboratory: AGC Lab **Date: Jan. 20, 2026**
LTE Band 38 Mid-Body back+belt clip+headset (1RB#0)
DUT: 4G LTE POC Radio; Type: K9

Communication System: LTE; Communication System Band: LTE Band 38; Duty Cycle:1:1.58; Conv.F=2.19
Frequency: 2595MHz; Medium parameters used: f =2600 MHz; σ=1.89 mho/m; εr =39.95; ρ= 1000 kg/m³ ;
Phantom section: Flat Section

SATIMO Configuration:
- Probe: SSE2; Calibrated: 2025-05-06; Serial No.: 2023-EPGO-414
- Sensor-Surface: 4mm (Mechanical Surface Detection)
- Phantom: SAM twin phantom
- Measurement SW: OpenSAR V4_02_32

Configuration/ LTE BAND 38 Mid-Body back+belt clip+headset /Area Scan: Measurement grid: dx=10mm, y=10mm
Configuration/ LTE BAND 38 Mid-Body back+belt clip+headset /Zoom Scan: Measurement grid: dx=5mm, dy=5mm, dz=5mm

Area Scan	surf_sam_plan.txt, h= 5.00 mm
ZoomScan	7x7x7,dx=5mm dy=5mm dz=5mm
Phantom	Validation plane
Device Position	Body back+belt clip+headset
Band	LTE BAND 38
Channels	Middle
Signal	Crest factor: 1.58

SURFACE SAR	VOLUME SAR
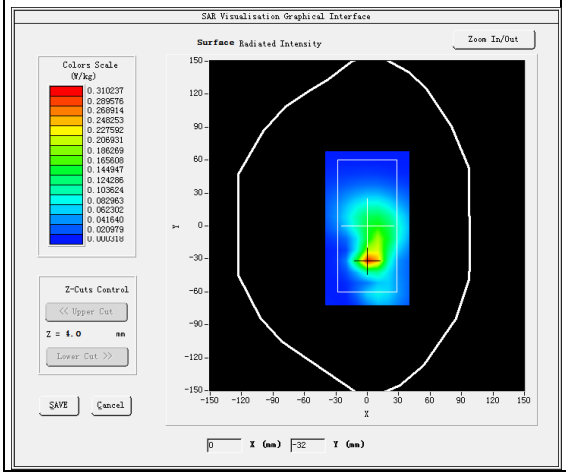	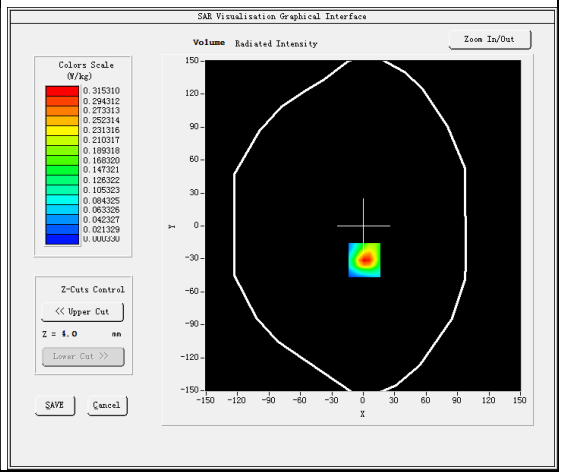

Maximum location: X=1.00, Y=-31.00
SAR Peak: 0.57 W/kg

SAR 10g (W/Kg)	0.119328
SAR 1g (W/Kg)	0.288940

Any report having not been signed by authorized approver, or having been altered without authorization, or having not been stamped by the "Dedicated Testing/Inspection Stamp" is deemed to be invalid. Copying or excerpting portion of, or altering the content of the report is not permitted without the written authorization of AGC. The test results presented in the report apply only to the tested sample. Any objections to report issued by AGC should be submitted to AGC within 15days after the issuance of the test report. Further enquiry of validity or verification of the test report should be addressed to AGC by agc01@agccert.com.

Z (mm)	0.00	4.00	9.00	14.00	19.00	24.00	29.00
SAR (W/Kg)	0.5714	0.3153	0.1351	0.0577	0.0242	0.0097	0.0037

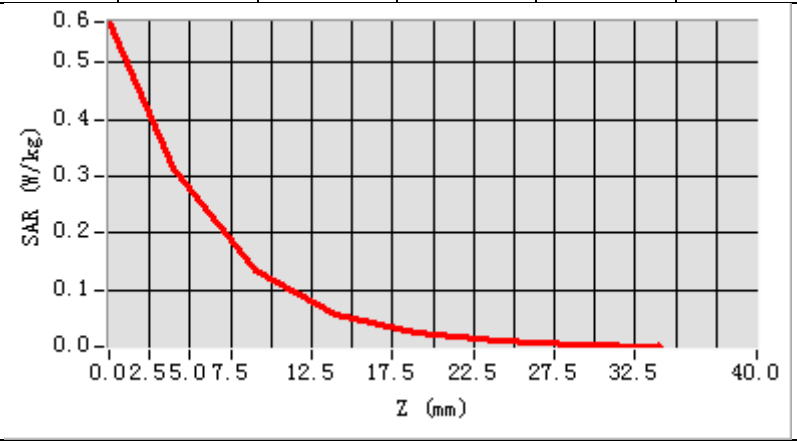

3D screen shot	Hot spot position
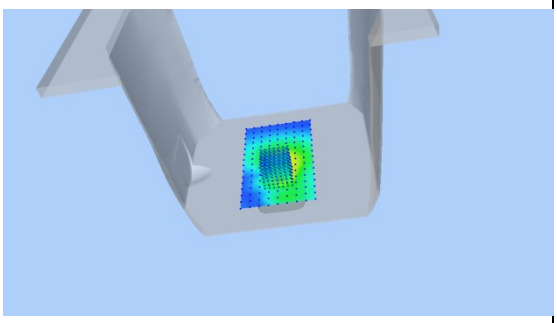	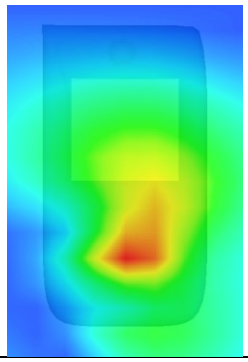

Any report having not been signed by authorized approver, or having been altered without authorization, or having not been stamped by the "Dedicated Testing/Inspection Stamp" is deemed to be invalid. Copying or excerpting portion of, or altering the content of the report is not permitted without the written authorization of AGC. The test results presented in the report apply only to the tested sample. Any objections to report issued by AGC should be submitted to AGC within 15days after the issuance of the test report. Further enquiry of validity or verification of the test report should be addressed to AGC by agc01@agccert.com.

Test Laboratory: AGC Lab **Date: Jan. 16, 2026**
LTE Band 40- Lower Side Mid- Face up (1 RB#0)
DUT: 4G LTE POC Radio; Type: K9

Communication System: LTE; Communication System Band: LTE Band 40-Upper Side; Duty Cycle:1:1.58; Conv.F=2.37
Frequency: 2310 MHz; Medium parameters used: f = 2300 MHz; σ=1.66 mho/m; εr =38.08; ρ= 1000 kg/m³ ;
Phantom section: Flat Section

SATIMO Configuration:
- Probe: SSE2; Calibrated: 2025-05-06; Serial No.: 2023-EPGO-414
- Sensor-Surface: 4mm (Mechanical Surface Detection)
- Phantom: SAM twin phantom
- Measurement SW: OpenSAR V4_02_32

Configuration/ LTE Band 40- Lower Side Mid- Face up /Area Scan: Measurement grid: dx=8mm, dy=8mm
Configuration/ LTE Band 40- Lower Side Mid- Face up /Zoom Scan: Measurement grid: dx=8mm, dy=8mm, dz=5mm;

Area Scan	surf_sam_plan.txt, h= 5.00 mm
Zoom Scan	7x7x7,dx=5mm dy=5mm dz=5mm
Phantom	Validation plane
Device Position	Face up
Band	LTE Band 40- Lower Side
Channels	Middle
Signal	Crest factor: 1.58

SURFACE SAR	VOLUME SAR
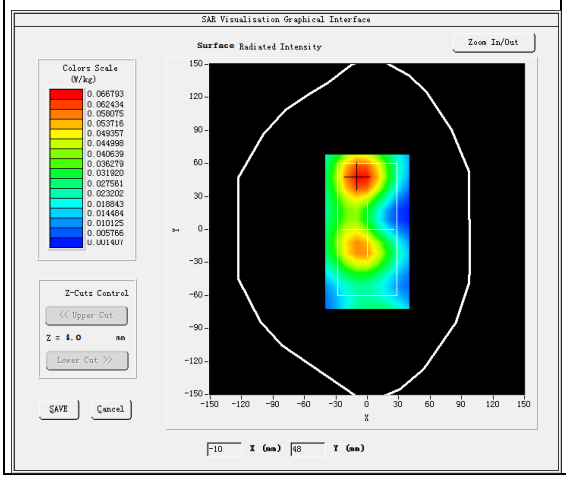	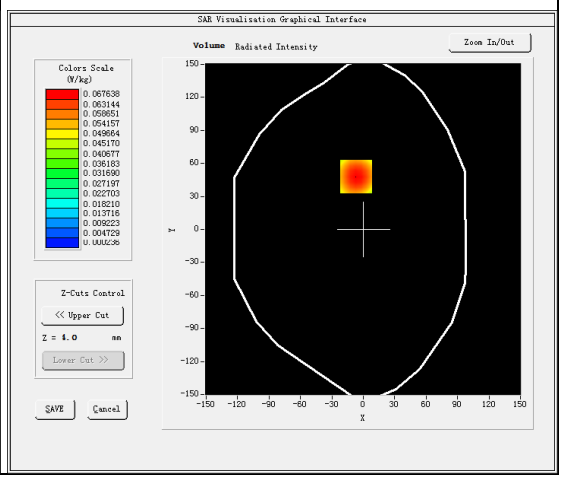

Maximum location: X=-7.00, Y=48.00
SAR Peak: 0.11 W/kg

SAR 10g (W/Kg)	0.036002
SAR 1g (W/Kg)	0.065139

Any report having not been signed by authorized approver, or having been altered without authorization, or having not been stamped by the "Dedicated Testing/Inspection Stamp" is deemed to be invalid. Copying or excerpting portion of, or altering the content of the report is not permitted without the written authorization of AGC. The test results presented in the report apply only to the tested sample. Any objections to report issued by AGC should be submitted to AGC within 15days after the issuance of the test report. Further enquiry of validity or verification of the test report should be addressed to AGC by agc01@agccert.com.

Z (mm)	0.00	4.00	9.00	14.00	19.00	24.00	29.00
SAR (W/Kg)	0.1093	0.0676	0.0354	0.0183	0.0093	0.0043	0.0018

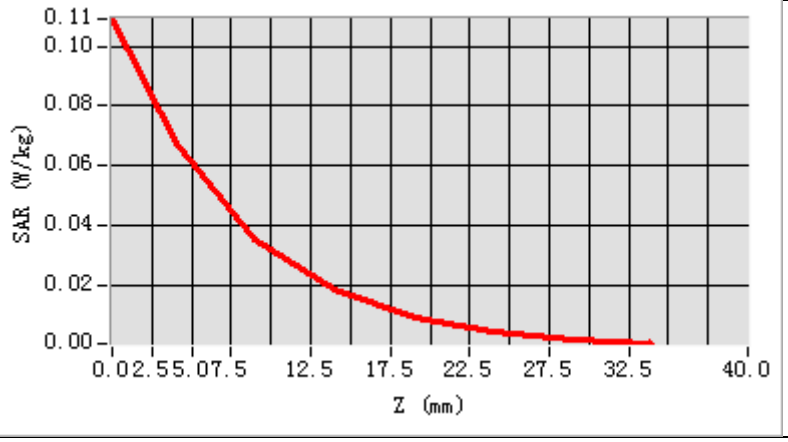

3D screen shot	Hot spot position
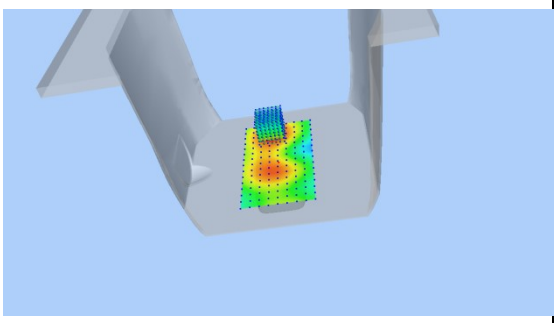	

Any report having not been signed by authorized approver, or having been altered without authorization, or having not been stamped by the "Dedicated Testing/Inspection Stamp" is deemed to be invalid. Copying or excerpting portion of, or altering the content of the report is not permitted without the written authorization of AGC. The test results presented in the report apply only to the tested sample. Any objections to report issued by AGC should be submitted to AGC within 15days after the issuance of the test report. Further enquiry of validity or verification of the test report should be addressed to AGC by agc01@agccert.com.

Test Laboratory: AGC Lab **Date: Jan. 16, 2026**
LTE Band 40- Lower Side Mid- Body back+belt clip+headset (1 RB#0)
DUT: 4G LTE POC Radio; Type: K9

Communication System: LTE; Communication System Band: LTE Band 40-Upper Side; Duty Cycle:1:1.58; Conv.F=2.37
Frequency: 2310 MHz; Medium parameters used: f = 2300 MHz; σ=1.66 mho/m; εr =38.08; ρ= 1000 kg/m³ ;
Phantom section: Flat Section

SATIMO Configuration:
- Probe: SSE2; Calibrated: 2025-05-06; Serial No.: 2023-EPGO-414
- Sensor-Surface: 4mm (Mechanical Surface Detection)
- Phantom: SAM twin phantom
- Measurement SW: OpenSAR V4_02_32

Configuration/ LTE Band 40- Lower Side Mid- Body back+belt clip+headset /Area Scan: Measurement grid: dx=8mm, dy=8mm
Configuration/ LTE Band 40- Lower Side Mid- Body back+belt clip+headset /Zoom Scan: Measurement grid: dx=8mm, dy=8mm, dz=5mm;

Area Scan	surf_sam_plan.txt, h= 5.00 mm
Zoom Scan	7x7x7,dx=5mm dy=5mm dz=5mm
Phantom	Validation plane
Device Position	Body back+belt clip+headset
Band	LTE Band 40- Lower Side
Channels	Middle
Signal	Crest factor: 1.58

SURFACE SAR	VOLUME SAR
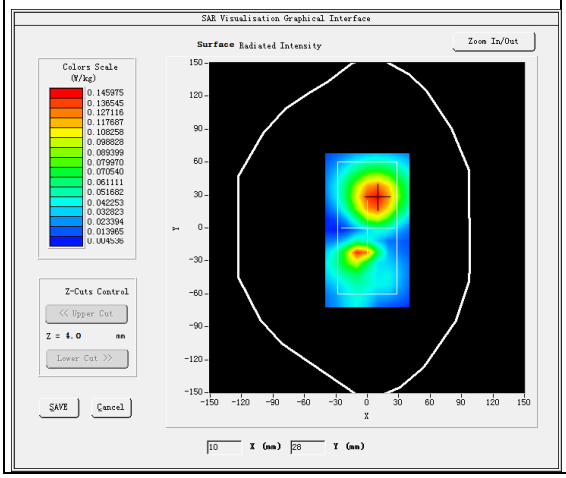	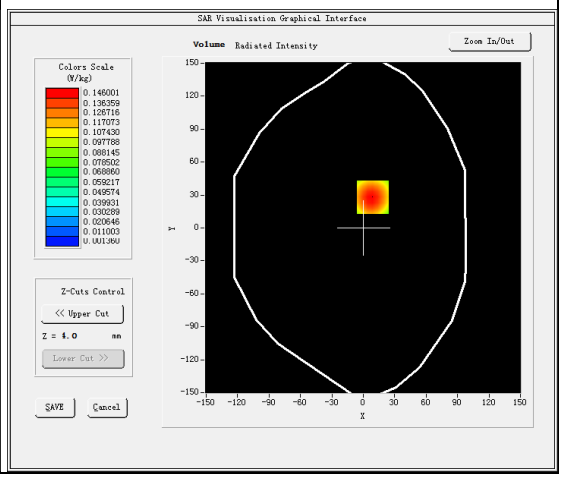

Maximum location: X=9.00, Y=28.00
SAR Peak: 0.23 W/kg

SAR 10g (W/Kg)	0.078023
SAR 1g (W/Kg)	0.140193

Any report having not been signed by authorized approver, or having been altered without authorization, or having not been stamped by the "Dedicated Testing/Inspection Stamp" is deemed to be invalid. Copying or excerpting portion of, or altering the content of the report is not permitted without the written authorization of AGC. The test results presented in the report apply only to the tested sample. Any objections to report issued by AGC should be submitted to AGC within 15days after the issuance of the test report. Further enquiry of validity or verification of the test report should be addressed to AGC by agc01@agccert.com.

Z (mm)	0.00	4.00	9.00	14.00	19.00	24.00	29.00
SAR (W/Kg)	0.2308	0.1460	0.0791	0.0420	0.0222	0.0111	0.0055

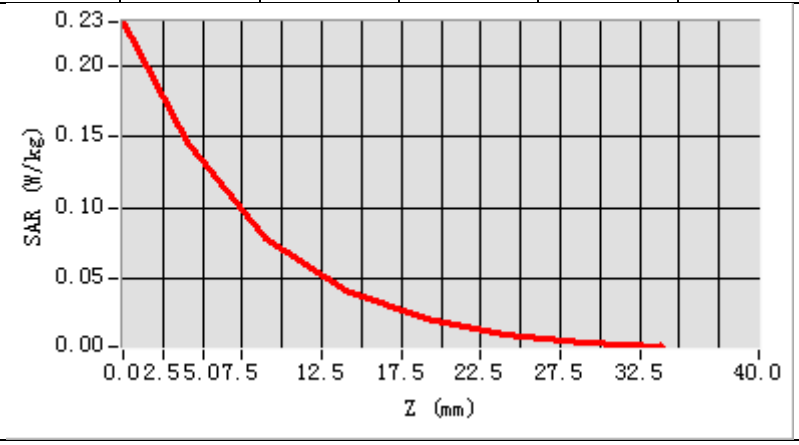

3D screen shot	Hot spot position
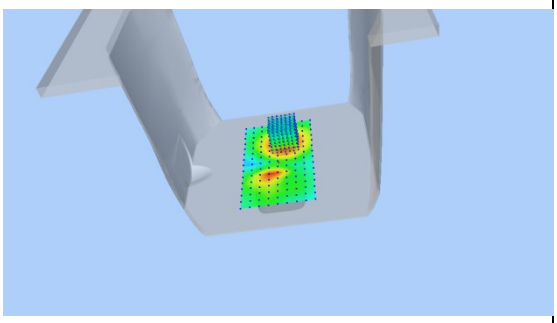	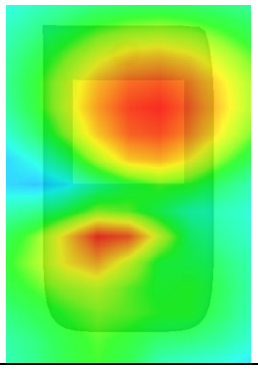

Any report having not been signed by authorized approver, or having been altered without authorization, or having not been stamped by the "Dedicated Testing/Inspection Stamp" is deemed to be invalid. Copying or excerpting portion of, or altering the content of the report is not permitted without the written authorization of AGC. The test results presented in the report apply only to the tested sample. Any objections to report issued by AGC should be submitted to AGC within 15days after the issuance of the test report. Further enquiry of validity or verification of the test report should be addressed to AGC by agc01@agccert.com.

Test Laboratory: AGC Lab **Date: Jan. 16, 2026**
LTE Band 40-Upper Side Mid- Face up (1 RB#0)
DUT: 4G LTE POC Radio; Type: K9

Communication System: LTE; Communication System Band: LTE Band 40-Upper Side; Duty Cycle:1:1.58; Conv.F=2.37
Frequency: 2355 MHz; Medium parameters used: f = 2300 MHz; σ=1.67 mho/m; εr =37.76; ρ= 1000 kg/m³ ;
Phantom section: Flat Section

SATIMO Configuration:
- Probe: SSE2; Calibrated: 2025-05-06; Serial No.: 2023-EPGO-414
- Sensor-Surface: 4mm (Mechanical Surface Detection)
- Phantom: SAM twin phantom
- Measurement SW: OpenSAR V4_02_32

Configuration/ LTE Band 40-Upper Side Mid- Face up /Area Scan: Measurement grid: dx=8mm, dy=8mm
Configuration/ LTE Band 40-Upper Side Mid- Face up /Zoom Scan: Measurement grid: dx=8mm, dy=8mm, dz=5mm;

Area Scan	surf_sam_plan.txt, h= 5.00 mm
Zoom Scan	7x7x7,dx=5mm dy=5mm dz=5mm
Phantom	Validation plane
Device Position	Face up
Band	LTE Band 40-Upper Side
Channels	Middle
Signal	Crest factor: 1.58

SURFACE SAR	VOLUME SAR
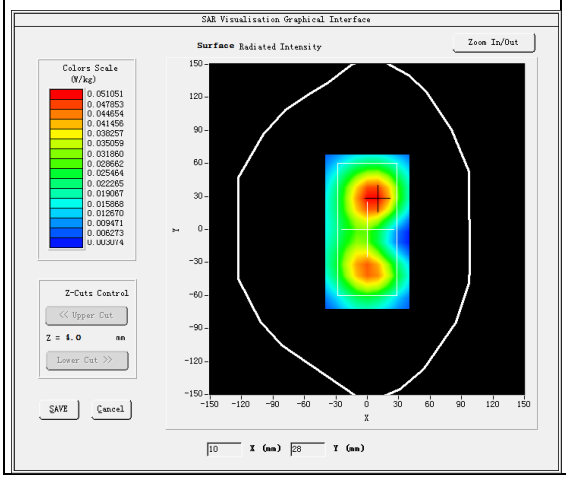	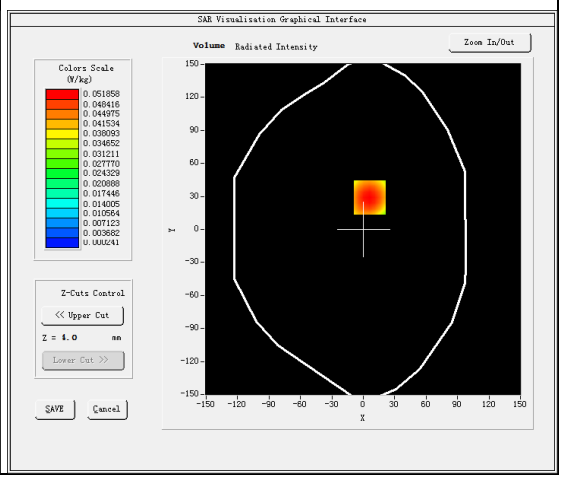

Maximum location: X=6.00, Y=29.00
SAR Peak: 0.08 W/kg

SAR 10g (W/Kg)	0.027461
SAR 1g (W/Kg)	0.050025

Any report having not been signed by authorized approver, or having been altered without authorization, or having not been stamped by the "Dedicated Testing/Inspection Stamp" is deemed to be invalid. Copying or excerpting portion of, or altering the content of the report is not permitted without the written authorization of AGC. The test results presented in the report apply only to the tested sample. Any objections to report issued by AGC should be submitted to AGC within 15days after the issuance of the test report. Further enquiry of validity or verification of the test report should be addressed to AGC by agc01@agccert.com.

Z (mm)	0.00	4.00	9.00	14.00	19.00	24.00	29.00
SAR (W/Kg)	0.0839	0.0519	0.0273	0.0139	0.0067	0.0027	0.0004

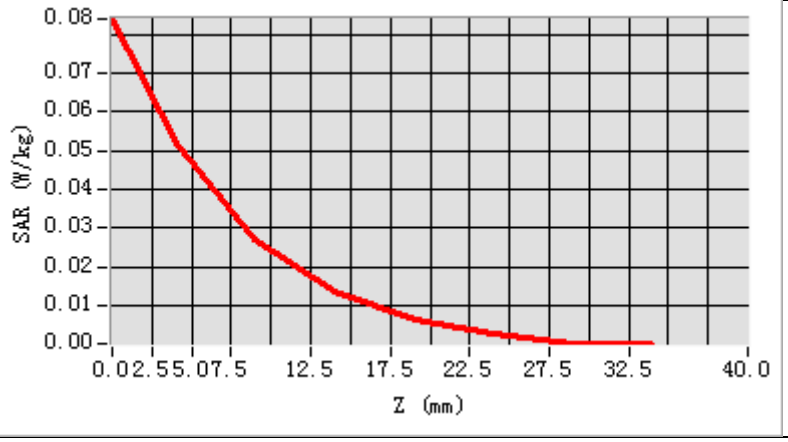

3D screen shot	Hot spot position
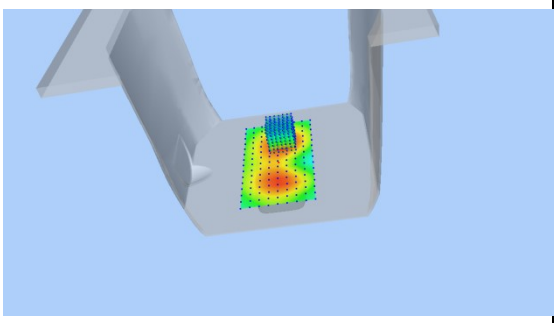	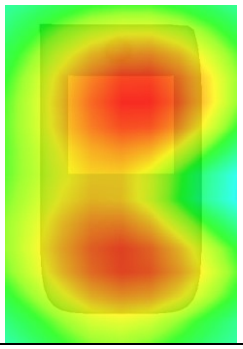

Any report having not been signed by authorized approver, or having been altered without authorization, or having not been stamped by the "Dedicated Testing/Inspection Stamp" is deemed to be invalid. Copying or excerpting portion of, or altering the content of the report is not permitted without the written authorization of AGC. The test results presented in the report apply only to the tested sample. Any objections to report issued by AGC should be submitted to AGC within 15days after the issuance of the test report. Further enquiry of validity or verification of the test report should be addressed to AGC by agc01@agccert.com.

Test Laboratory: AGC Lab **Date: Jan. 16, 2026**
LTE Band 40-Upper Side Mid- Body back+belt clip+headset (1 RB#0)
DUT: 4G LTE POC Radio; Type: K9

Communication System: LTE; Communication System Band: LTE Band 40-Upper Side; Duty Cycle:1:1.58; Conv.F=2.37
Frequency: 2355 MHz; Medium parameters used: f = 2300 MHz; σ=1.67 mho/m; εr =37.76; ρ= 1000 kg/m³ ;
Phantom section: Flat Section

SATIMO Configuration:
- Probe: SSE2; Calibrated: 2025-05-06; Serial No.: 2023-EPGO-414
- Sensor-Surface: 4mm (Mechanical Surface Detection)
- Phantom: SAM twin phantom
- Measurement SW: OpenSAR V4_02_32

Configuration/ LTE Band 40-Upper Side Mid- Body back+belt clip+headset /Area Scan: Measurement grid: dx=8mm, dy=8mm
Configuration/ LTE Band 40-Upper Side Mid- Body back+belt clip+headset /Zoom Scan: Measurement grid: dx=8mm, dy=8mm, dz=5mm;

Area Scan	surf_sam_plan.txt, h= 5.00 mm
Zoom Scan	7x7x7,dx=5mm dy=5mm dz=5mm
Phantom	Validation plane
Device Position	Body back+belt clip+headset
Band	LTE Band 40-Upper Side
Channels	Middle
Signal	Crest factor: 1.58

SURFACE SAR	VOLUME SAR
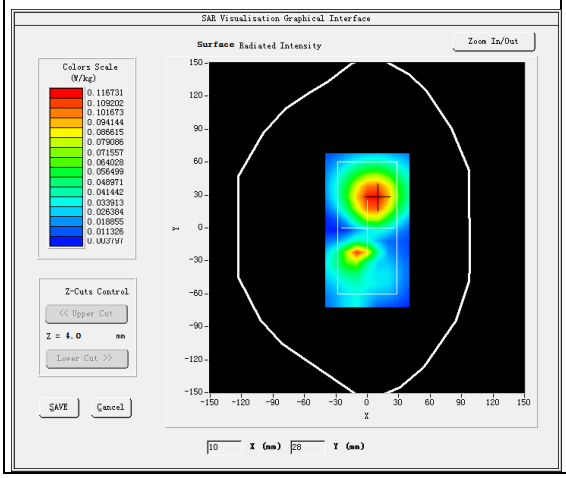	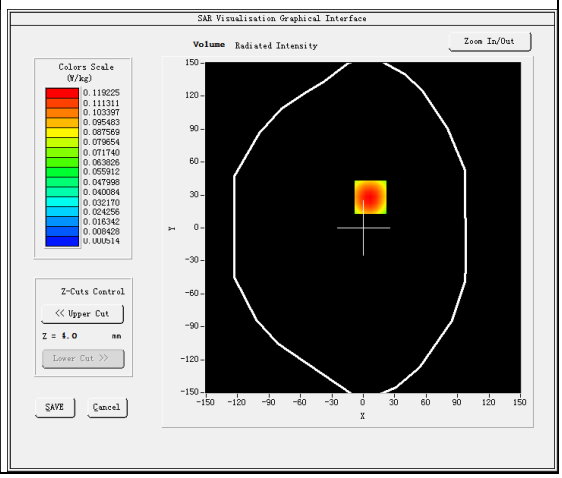

Maximum location: X=7.00, Y=28.00
SAR Peak: 0.19 W/kg

SAR 10g (W/Kg)	0.063312
SAR 1g (W/Kg)	0.113843

Any report having not been signed by authorized approver, or having been altered without authorization, or having not been stamped by the "Dedicated Testing/Inspection Stamp" is deemed to be invalid. Copying or excerpting portion of, or altering the content of the report is not permitted without the written authorization of AGC. The test results presented in the report apply only to the tested sample. Any objections to report issued by AGC should be submitted to AGC within 15days after the issuance of the test report. Further enquiry of validity or verification of the test report should be addressed to AGC by agc01@agccert.com.

Z (mm)	0.00	4.00	9.00	14.00	19.00	24.00	29.00
SAR (W/Kg)	0.1900	0.1192	0.0638	0.0340	0.0177	0.0087	0.0045

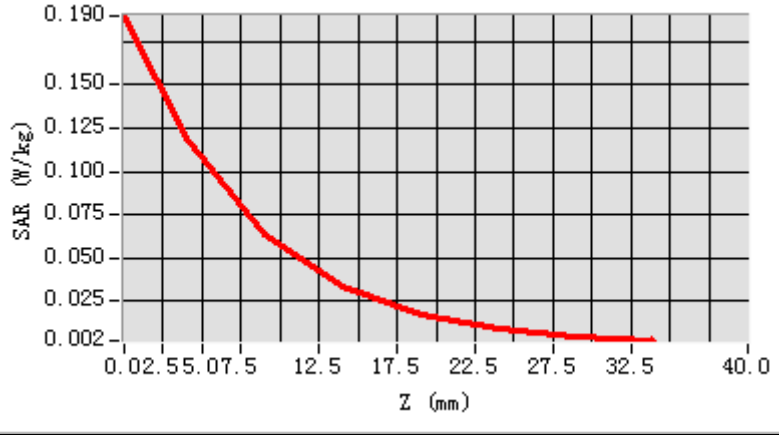

3D screen shot	Hot spot position
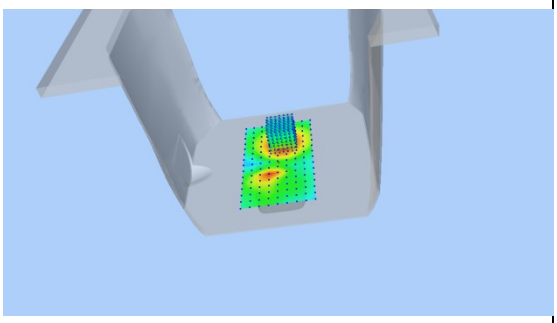	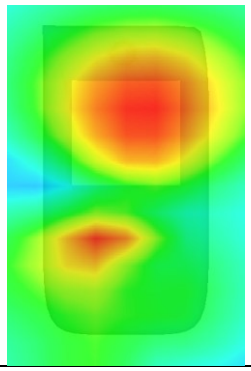

Any report having not been signed by authorized approver, or having been altered without authorization, or having not been stamped by the "Dedicated Testing/Inspection Stamp" is deemed to be invalid. Copying or excerpting portion of, or altering the content of the report is not permitted without the written authorization of AGC. The test results presented in the report apply only to the tested sample. Any objections to report issued by AGC should be submitted to AGC within 15days after the issuance of the test report. Further enquiry of validity or verification of the test report should be addressed to AGC by agc01@agccert.com.

Test Laboratory: AGC Lab **Date: Jan. 20, 2026**
LTE Band 41 Mid-Face up (1RB#0)
DUT: 4G LTE POC Radio; Type: K9

Communication System: LTE; Communication System Band: LTE Band 41; Duty Cycle:1:1.58; Conv.F=2.19
Frequency: 2593MHz; Medium parameters used: f =2600 MHz; σ=1.88 mho/m; εr =40.23; ρ= 1000 kg/m³ ;
Phantom section: Flat Section

SATIMO Configuration:
- Probe: SSE2; Calibrated: 2025-05-06; Serial No.: 2023-EPGO-414
- Sensor-Surface: 4mm (Mechanical Surface Detection)
- Phantom: SAM twin phantom
- Measurement SW: OpenSAR V4_02_32

Configuration/ LTE BAND 41 Mid-Face up /Area Scan: Measurement grid: dx=8mm, y=8mm
Configuration/ LTE BAND 41 Mid-Face up /Zoom Scan: Measurement grid: dx=5mm, dy=5mm, dz=5mm

Area Scan	surf_sam_plan.txt, h= 5.00 mm
ZoomScan	7x7x7,dx=5mm dy=5mm dz=5mm
Phantom	Validation plane
Device Position	Face up
Band	LTE BAND 41
Channels	Middle
Signal	OFDM (Crest factor: 1.58)

SURFACE SAR	VOLUME SAR
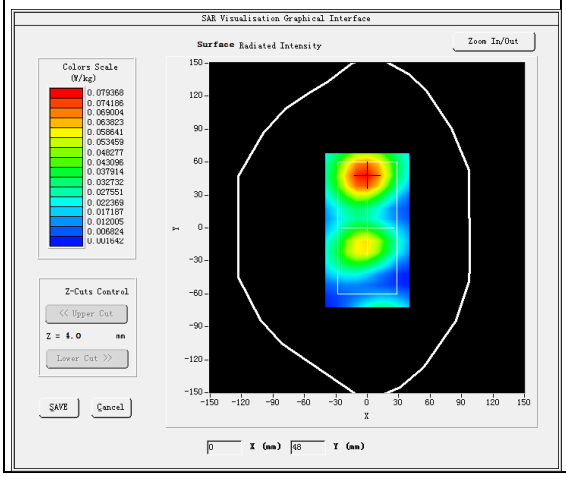	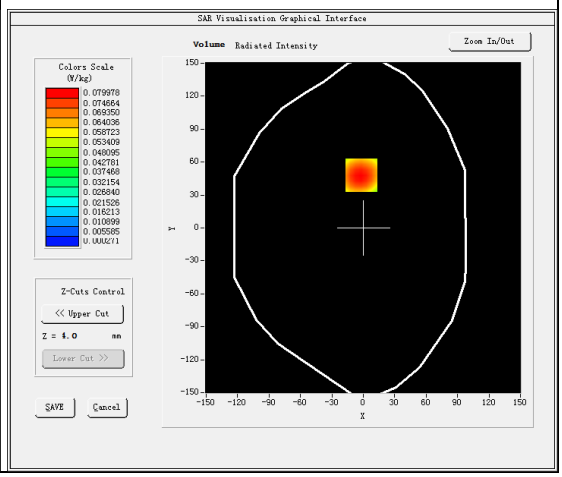

Maximum location: X=-2.00, Y=48.00
SAR Peak: 0.13 W/kg

SAR 10g (W/Kg)	0.040735
SAR 1g (W/Kg)	0.077029

Any report having not been signed by authorized approver, or having been altered without authorization, or having not been stamped by the "Dedicated Testing/Inspection Stamp" is deemed to be invalid. Copying or excerpting portion of, or altering the content of the report is not permitted without the written authorization of AGC. The test results presented in the report apply only to the tested sample. Any objections to report issued by AGC should be submitted to AGC within 15days after the issuance of the test report. Further enquiry of validity or verification of the test report should be addressed to AGC by agc01@agccert.com.

Z (mm)	0.00	4.00	9.00	14.00	19.00	24.00	29.00
SAR (W/Kg)	0.1330	0.0800	0.0396	0.0186	0.0079	0.0030	0.0006

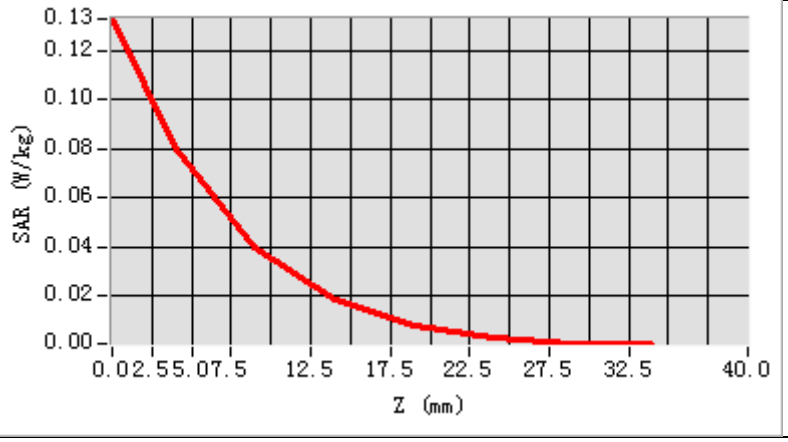

3D screen shot	Hot spot position
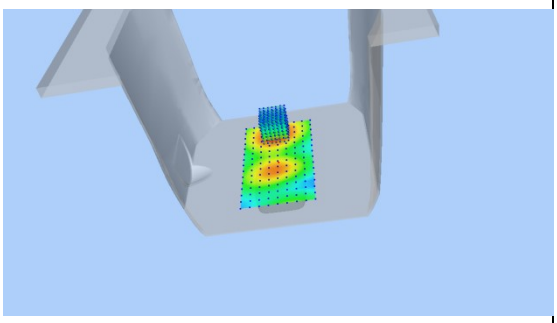	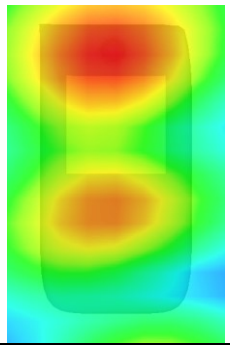

Any report having not been signed by authorized approver, or having been altered without authorization, or having not been stamped by the "Dedicated Testing/Inspection Stamp" is deemed to be invalid. Copying or excerpting portion of, or altering the content of the report is not permitted without the written authorization of AGC. The test results presented in the report apply only to the tested sample. Any objections to report issued by AGC should be submitted to AGC within 15days after the issuance of the test report. Further enquiry of validity or verification of the test report should be addressed to AGC by agc01@agccert.com.

Test Laboratory: AGC Lab **Date: Jan. 20, 2026**
LTE Band 41 Mid-Body back+belt clip+headset (1RB#0)
DUT: 4G LTE POC Radio; Type: K9

Communication System: LTE; Communication System Band: LTE Band 41; Duty Cycle:1:1.58; Conv.F=2.19
Frequency: 2593MHz; Medium parameters used: f =2600 MHz; σ=1.88 mho/m; εr =40.23; ρ= 1000 kg/m³ ;
Phantom section: Flat Section

SATIMO Configuration:
- Probe: SSE2; Calibrated: 2025-05-06; Serial No.: 2023-EPGO-414
- Sensor-Surface: 4mm (Mechanical Surface Detection)
- Phantom: SAM twin phantom
- Measurement SW: OpenSAR V4_02_32

Configuration/ LTE BAND 41 Mid-Body back+belt clip+headset /Area Scan: Measurement grid: dx=8mm, y=8mm
Configuration/ LTE BAND 41 Mid-Body back+belt clip+headset /Zoom Scan: Measurement grid: dx=5mm, dy=5mm, dz=5mm

Area Scan	surf_sam_plan.txt, h= 5.00 mm
ZoomScan	7x7x7,dx=5mm dy=5mm dz=5mm
Phantom	Validation plane
Device Position	Body back+belt clip+headset
Band	LTE BAND 41
Channels	Middle
Signal	OFDM (Crest factor: 1.58)

SURFACE SAR	VOLUME SAR
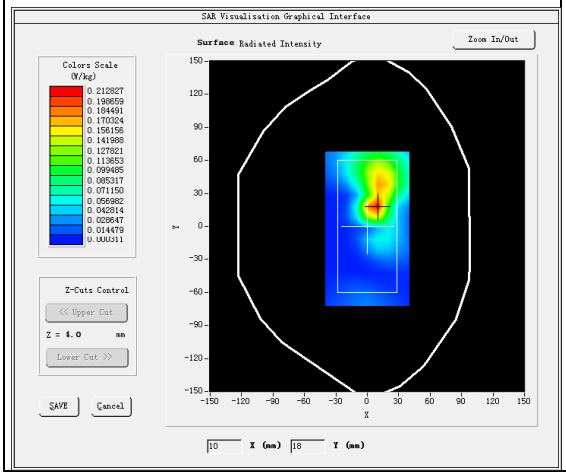	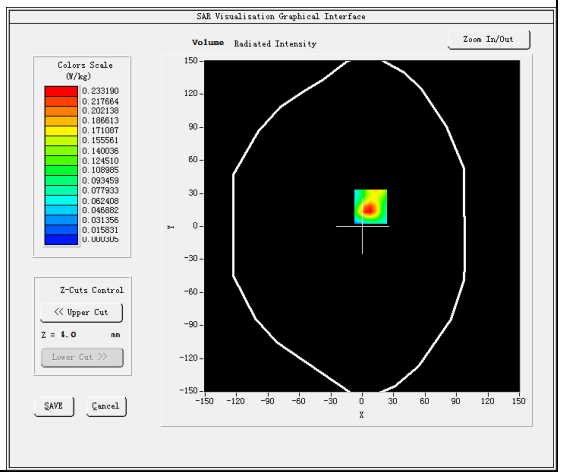

Maximum location: X=8.00, Y=18.00
SAR Peak: 0.43 W/kg

SAR 10g (W/Kg)	0.087284
SAR 1g (W/Kg)	0.217268

Any report having not been signed by authorized approver, or having been altered without authorization, or having not been stamped by the "Dedicated Testing/Inspection Stamp" is deemed to be invalid. Copying or excerpting portion of, or altering the content of the report is not permitted without the written authorization of AGC. The test results presented in the report apply only to the tested sample. Any objections to report issued by AGC should be submitted to AGC within 15days after the issuance of the test report. Further enquiry of validity or verification of the test report should be addressed to AGC by agc01@agccert.com.

Z (mm)	0.00	4.00	9.00	14.00	19.00	24.00	29.00
SAR (W/Kg)	0.4650	0.2332	0.0819	0.0407	0.0149	0.0066	0.0021

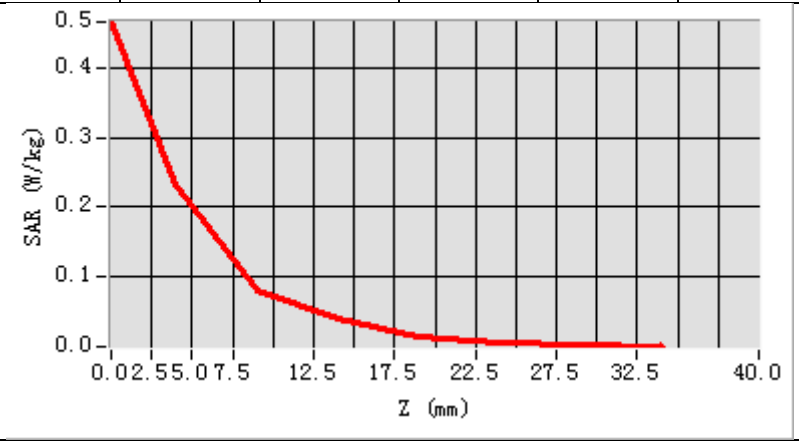

3D screen shot	Hot spot position
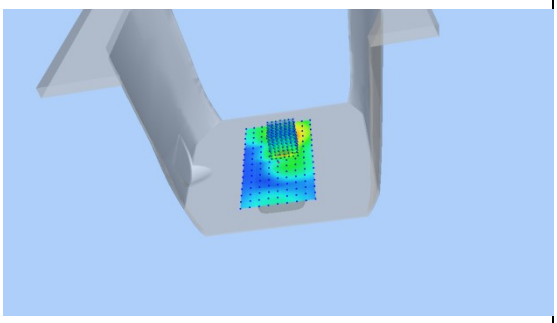	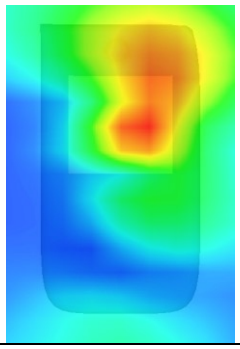

Any report having not been signed by authorized approver, or having been altered without authorization, or having not been stamped by the "Dedicated Testing/Inspection Stamp" is deemed to be invalid. Copying or excerpting portion of, or altering the content of the report is not permitted without the written authorization of AGC. The test results presented in the report apply only to the tested sample. Any objections to report issued by AGC should be submitted to AGC within 15days after the issuance of the test report. Further enquiry of validity or verification of the test report should be addressed to AGC by agc01@agccert.com.