Appendix I BLE Test Data
Applicant:Shenzhen Xin An Zhuo Technology Co.,Ltd.
Report No: DLE-250429007R
EUT: Car Video Player
M/N: C6
Standard:FCC Part15 Subpart C, Section 15.247
Test Power Supply: DC 5V/3A from Car Charger
Ambient Condition: 24.7 ℃, 52 %RH, 101.325 kPa
Test Date: 2025.05.07 **Test Engineer:** Ken Tan

Appendix A: DTS Bandwidth

Test Result

TestMode	Antenna	Channel	DTS BW [MHz]	FL[MHz]	FH[MHz]	Limit[MHz]	Verdict
BLE_1M	Ant1	2402	0.700	2401.636	2402.336	0.5	PASS
		2440	0.712	2439.632	2440.344	0.5	PASS
		2480	0.708	2479.632	2480.340	0.5	PASS

Test Graphs

BLE_1M_Ant1_2402

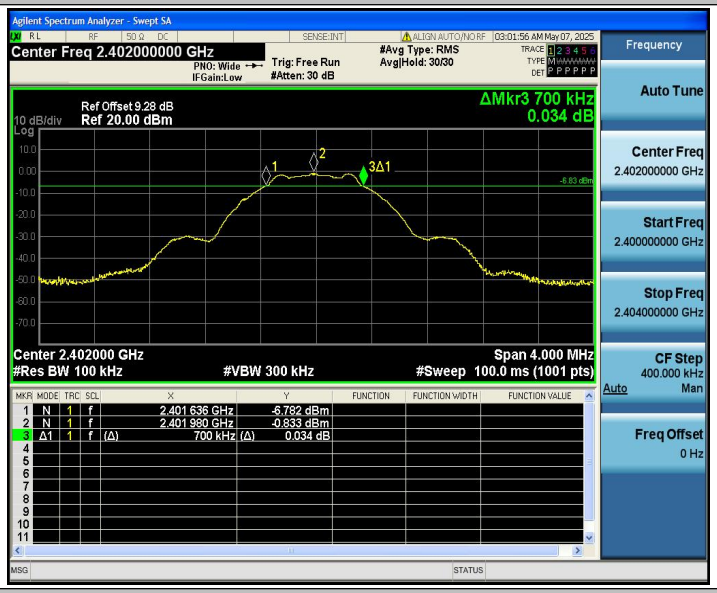

BLE_1M_Ant1_2440

BLE_1M_Ant1_2480

Agilent Spectrum Analyzer - Swept SA
Center Freq 2.480000000 GHz
PNO: Wide
IFGain:Low
Trig: Free Run
#Atten: 30 dB
#Avg Type: RMS
Avg|Hold: 30/30
03:11:53 AM May 07, 2025
Ref Offset 9.28 dB
10 dB/div
Ref 20.00 dBm
ΔMkr3 708 kHz
-0.045 dB
-5.92 dBm
Center 2.480000 GHz
#Res BW 100 kHz
#VBW 300 kHz
Span 4.000 MHz
#Sweep 100.0 ms (1001 pts)
1 N 1 f 2.479 632 GHz -5.839 dBm
2 N 1 f 2.479 976 GHz 0.083 dBm
3 Δ1 1 f (Δ) 708 kHz (Δ) -0.045 dB
Frequency
Auto Tune
Center Freq
2.480000000 GHz
Start Freq
2.478000000 GHz
Stop Freq
2.482000000 GHz
CF Step
400.000 kHz
Auto Man
Freq Offset
0 Hz

Appendix B: Occupied Channel Bandwidth

Test Result

TestMode	Antenna	Channel	OCB [MHz]	FL[MHz]	FH[MHz]	Limit[MHz]	Verdict
BLE_1M	Ant1	2402	1.0653	2401.4585	2402.5238	---	---
		2440	1.0455	2439.4703	2440.5158	---	---
		2480	1.0483	2479.4705	2480.5188	---	---

Test Graphs

BLE_1M_Ant1_2402

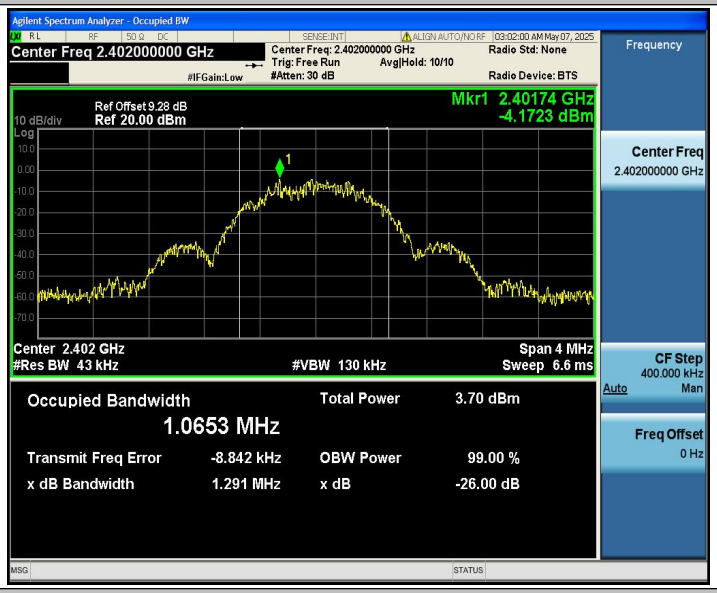

BLE_1M_Ant1_2440

BLE_1M_Ant1_2480

Agilent Spectrum Analyzer - Occupied BW
Center Freq 2.480000000 GHz
Center Freq: 2.480000000 GHz
Trig: Free Run
Avg|Hold: 10/10
#Atten: 30 dB
#IFGain:Low
Radio Std: None
Radio Device: BTS
Frequency
Ref Offset 9.28 dB
10 dB/div
Ref 20.00 dBm
Log
Mkr1 2.47998 GHz
-3.4306 dBm
Center 2.48 GHz
#Res BW 43 kHz
#VBW 130 kHz
Span 4 MHz
Sweep 6.6 ms
Occupied Bandwidth
1.0483 MHz
Total Power 4.83 dBm
Transmit Freq Error -5.336 kHz
OBW Power 99.00 %
x dB Bandwidth 1.318 MHz
x dB -26.00 dB
Center Freq
2.480000000 GHz
CF Step
400.000 kHz
Auto Man
Freq Offset
0 Hz
MSG
STATUS

Appendix C: Maximum conducted output power

Test Result Peak

TestMode	Antenna	Channel	Conducted Peak Power[dBm]	Conducted Limit[dBm]	Verdict
BLE_1M	Ant1	2402	0.25	≤30	PASS
		2440	0.54	≤30	PASS
		2480	1.13	≤30	PASS

Appendix D: Maximum power spectral density

Test Result

TestMode	Antenna	Channel	Result[dBm/3kHz]	Limit[dBm/3kHz]	Verdict
BLE_1M	Ant1	2402	-15.39	≤8.00	PASS
		2440	-15.01	≤8.00	PASS
		2480	-14.39	≤8.00	PASS

Test Graphs

BLE_1M_Ant1_2402

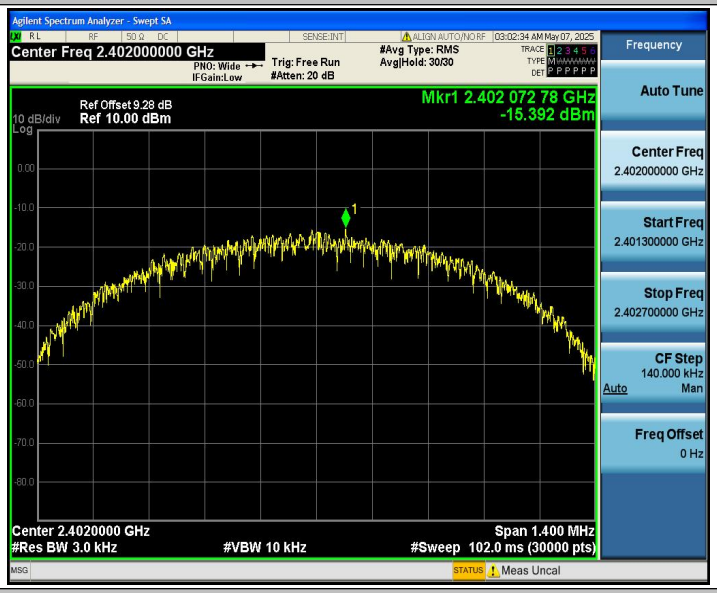

BLE_1M_Ant1_2440

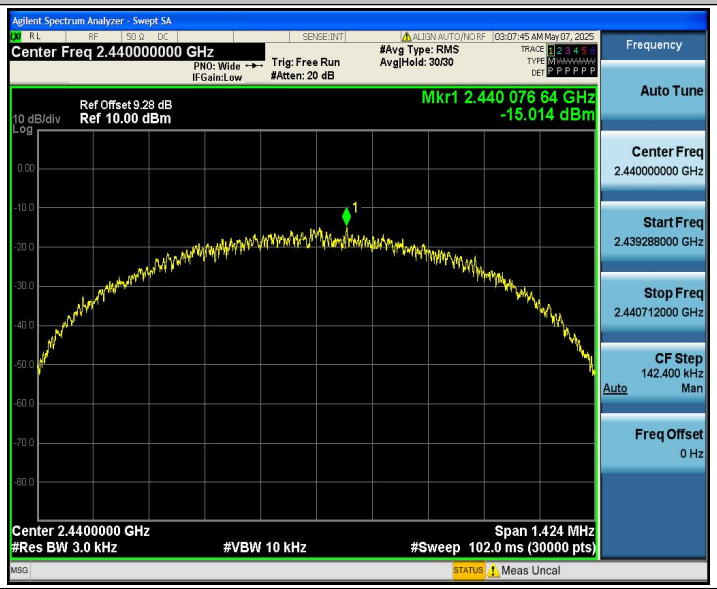

BLE_1M_Ant1_2480

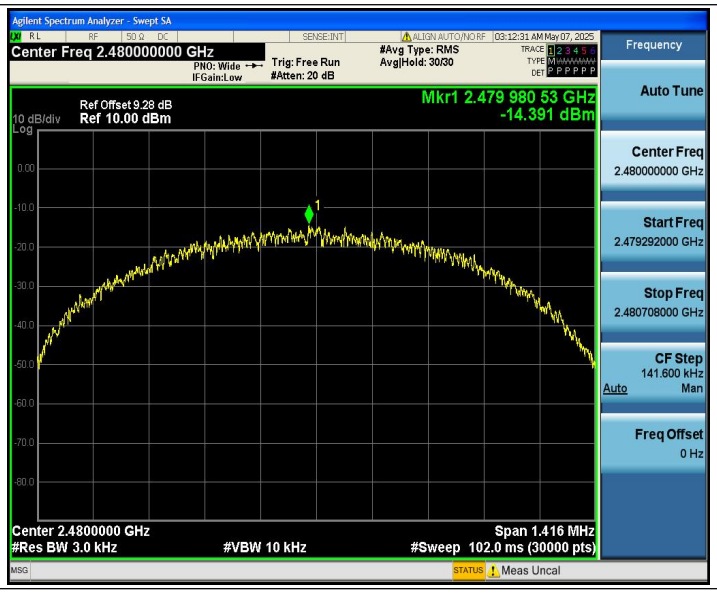
Agilent Spectrum Analyzer - Swept SA
Center Freq 2.480000000 GHz
PNO: Wide
IFGain:Low
Trig: Free Run
#Atten: 20 dB
#Avg Type: RMS
Avg|Hold: 30/30
03:12:31 AM May 07, 2025
Ref Offset 9.28 dB
10 dB/div
Ref 10.00 dBm
Log
Mkr1 2.479 980 53 GHz
-14.391 dBm
Center 2.4800000 GHz
#Res BW 3.0 kHz
#VBW 10 kHz
Span 1.416 MHz
#Sweep 102.0 ms (30000 pts)
Frequency
Auto Tune
Center Freq
2.480000000 GHz
Start Freq
2.479292000 GHz
Stop Freq
2.480708000 GHz
CF Step
141.600 kHz
Auto
Man
Freq Offset
0 Hz
Meas Uncal

Appendix E: Band edge measurements

Test Result

TestMode	Antenna	ChName	Channel	RefLevel[dBm]	Result[dBm]	Limit[dBm]	Verdict
BLE_1M	Ant1	Low	2402	-1.09	-49.91	≤-21.09	PASS
		High	2480	-0.04	-50.11	≤-20.04	PASS

Test Graphs

BLE_1M_Ant1_Low_2402

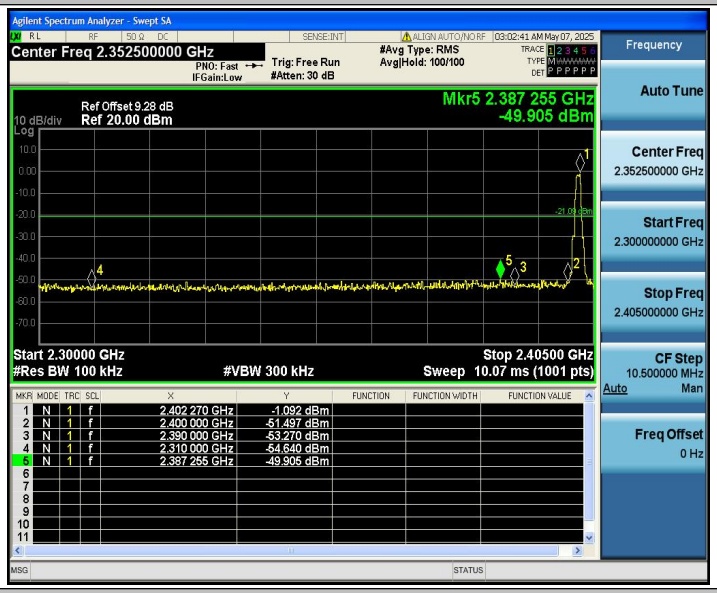

BLE_1M_Ant1_High_2480

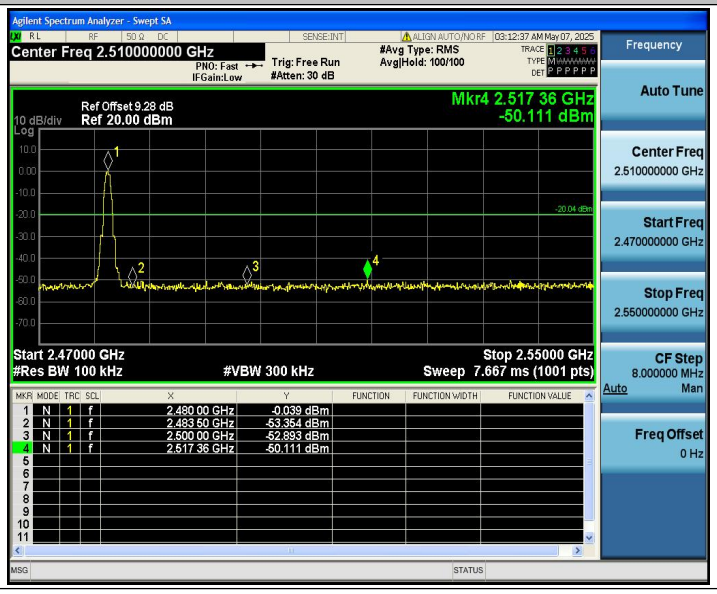

Appendix F: Conducted Spurious Emission

Test Result

TestMode	Antenna	Channel	FreqRange [MHz]	RefLevel [dBm]	Result[dBm]	Limit[dBm]	Verdict
BLE_1M	Ant1	2402	Reference	-1.26	-1.26	---	PASS
			30~1000	-1.26	-59.16	≤-21.26	PASS
			1000~26500	-1.26	-44.58	≤-21.26	PASS
		2440	Reference	-1.33	-1.33	---	PASS
			30~1000	-1.33	-60.11	≤-21.33	PASS
			1000~26500	-1.33	-45.97	≤-21.33	PASS
		2480	Reference	-0.69	-0.69	---	PASS
			30~1000	-0.69	-60.59	≤-20.69	PASS
			1000~26500	-0.69	-46.42	≤-20.69	PASS

Test Graphs

BLE_1M_Ant1_2402_0~Reference

BLE_1M_Ant1_2402_30~1000

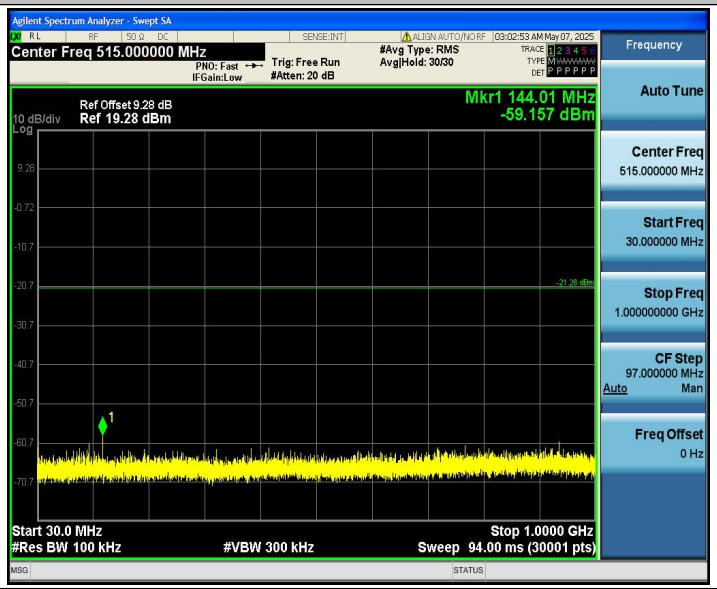

BLE_1M_Ant1_2402_1000~26500

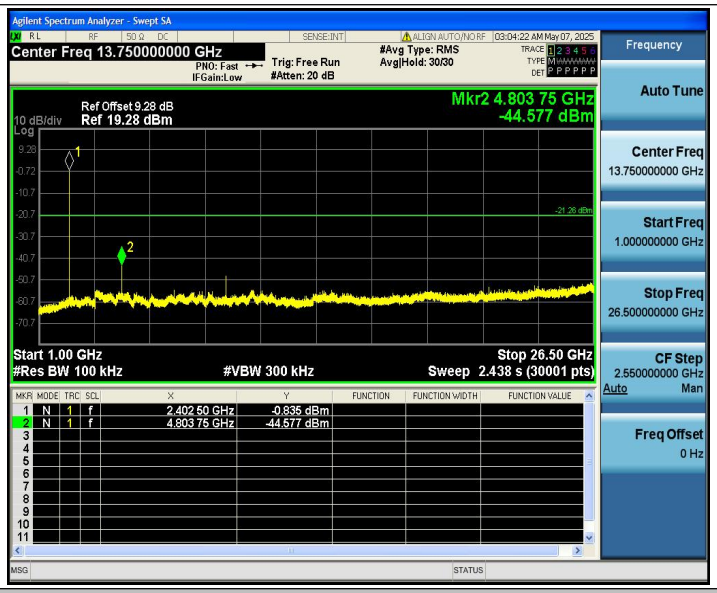

BLE_1M_Ant1_2440_0~Reference

BLE_1M_Ant1_2440_30~1000

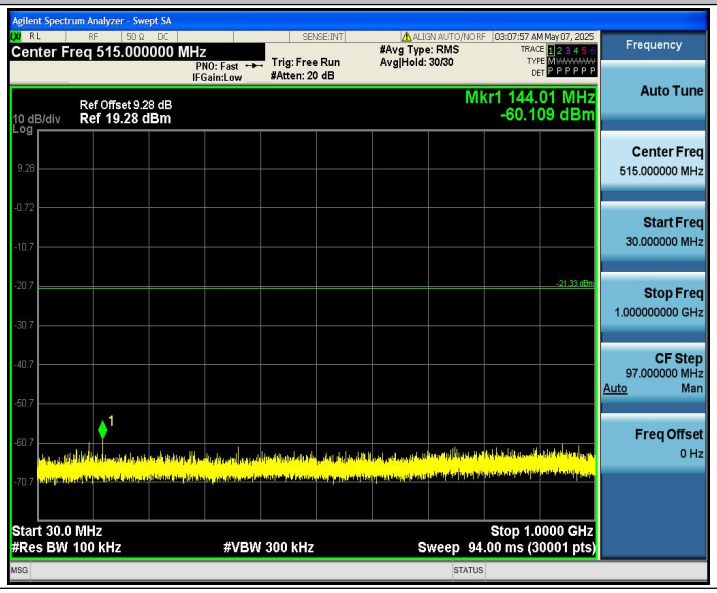

BLE_1M_Ant1_2440_1000~26500

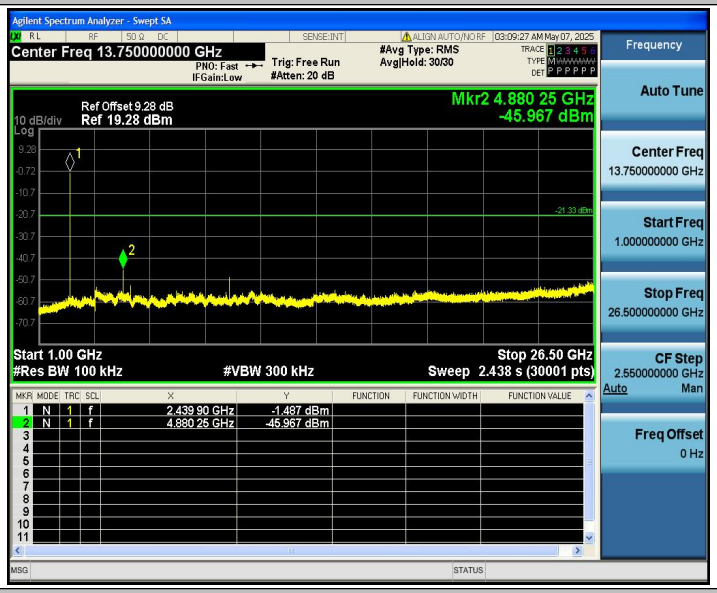

BLE_1M_Ant1_2480_0~Reference

BLE_1M_Ant1_2480_30~1000

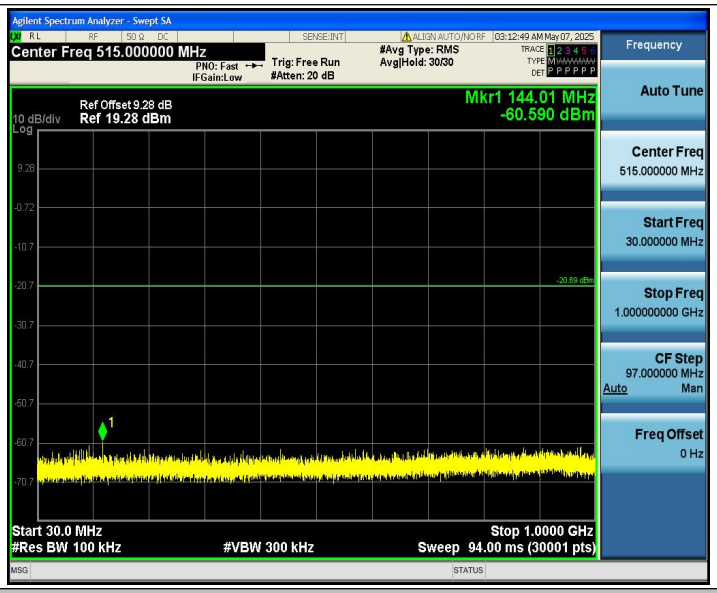

BLE_1M_Ant1_2480_1000~26500

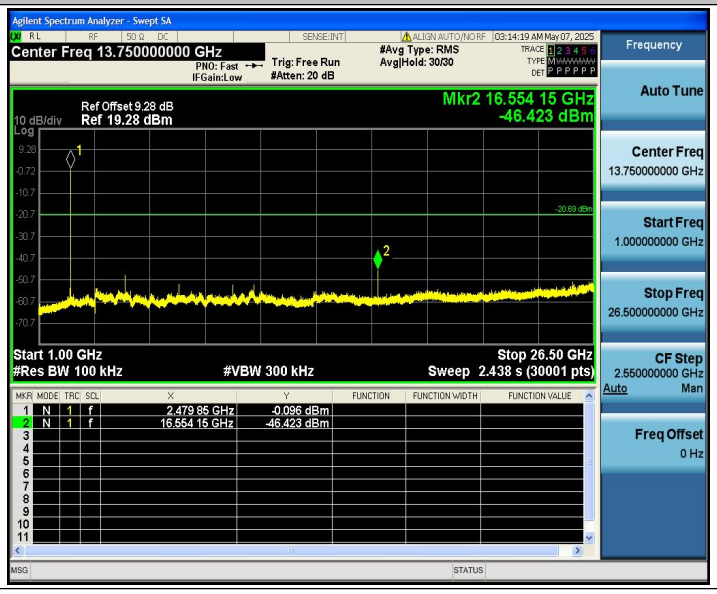

Appendix G: Duty Cycle

Test Result

TestMode	Antenna	Channel	ON Time [ms]	Period [ms]	X	DC [%]	xFactor	Limit	Verdict
BLE_1M	Ant1	2402	2.13	2.50	0.8520	85.20	0.70	---	---
		2440	2.13	2.50	0.8520	85.20	0.70	---	---
		2480	2.13	2.50	0.8520	85.20	0.70	---	---

Test Graphs

BLE_1M_Ant1_2402

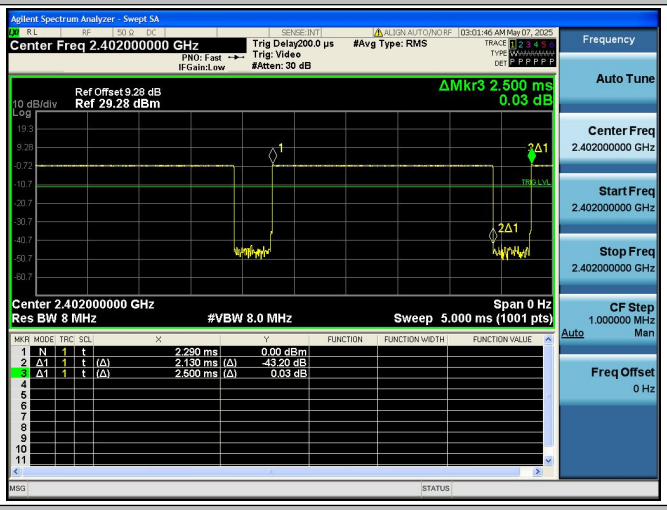

BLE_1M_Ant1_2440

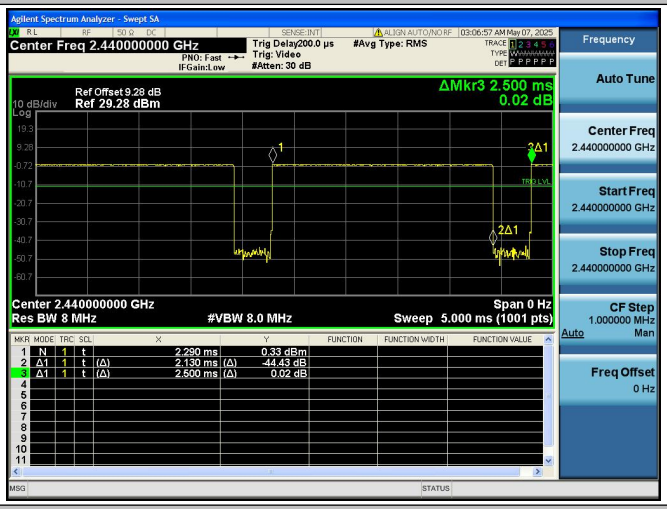
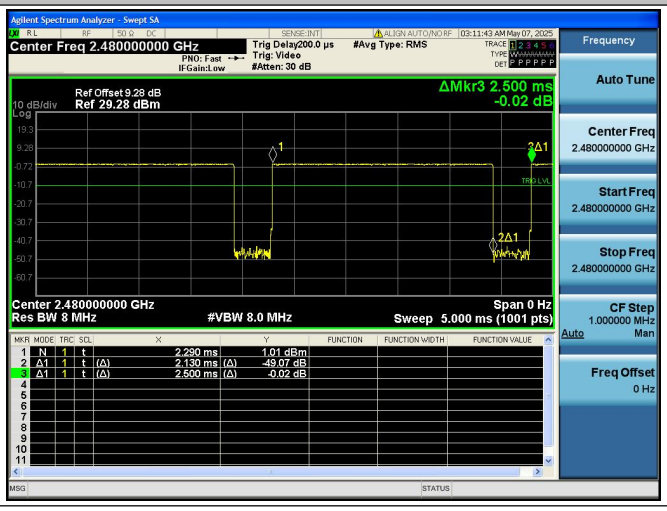
BLE_1M_Ant1_2480