Appendix II WIFI 2.4G Test Data
Applicant:Shenzhen Xin An Zhuo Technology Co.,Ltd.
Report No: DLE-250429007R
EUT: Car Video Player
M/N: C6
Standard:FCC Part15 Subpart C, Section 15.247
Test Power Supply: DC 5V/3A from Car Charger
Ambient Condition: 24.7 ℃, 52 %RH, 101.325 kPa
Test Date: 2025.05.07 **Test Engineer:** Ken Tan

Appendix A: DTS Bandwidth

Test Result

TestMode	Antenna	Channel	DTS BW [MHz]	FL[MHz]	FH[MHz]	Limit[MHz]	Verdict
11B	Ant1	2412	8.040	2407.960	2416.000	0.5	PASS
		2437	8.080	2432.960	2441.040	0.5	PASS
		2462	8.040	2457.960	2466.000	0.5	PASS
11G	Ant1	2412	15.120	2404.440	2419.560	0.5	PASS
		2437	15.120	2429.440	2444.560	0.5	PASS
		2462	15.120	2454.440	2469.560	0.5	PASS
11N20SISO	Ant1	2412	15.000	2404.520	2419.520	0.5	PASS
		2437	15.120	2429.440	2444.560	0.5	PASS
		2462	15.080	2454.440	2469.520	0.5	PASS
11N40SISO	Ant1	2422	35.040	2404.480	2439.520	0.5	PASS
		2437	35.040	2419.480	2454.520	0.5	PASS
		2452	35.040	2434.480	2469.520	0.5	PASS

Test Graphs

11B_Ant1_2412

11B_Ant1_2437

11B_Ant1_2462

11G_Ant1_2412

11G_Ant1_2437

11G_Ant1_2462

11N20SISO_Ant1_2412

11N20SISO_Ant1_2437

11N20SISO_Ant1_2462

11N40SISO_Ant1_2422

11N40SISO_Ant1_2437

11N40SISO_Ant1_2452

Appendix B: Occupied Channel Bandwidth

Test Result

TestMode	Antenna	Channel	OCB [MHz]	FL[MHz]	FH[MHz]	Limit[MHz]	Verdict
11B	Ant1	2412	12.897	2405.5807	2418.4777	---	---
		2437	13.798	2430.1484	2443.9464	---	---
		2462	12.972	2455.5049	2468.4769	---	---
11G	Ant1	2412	16.528	2403.6869	2420.2149	---	---
		2437	16.491	2428.7606	2445.2516	---	---
		2462	16.570	2453.7163	2470.2863	---	---
11N20SISO	Ant1	2412	17.597	2403.1725	2420.7695	---	---
		2437	17.698	2428.1508	2445.8488	---	---
		2462	17.707	2453.1825	2470.8895	---	---
11N40SISO	Ant1	2422	35.999	2404.0151	2440.0141	---	---
		2437	36.229	2418.8962	2455.1252	---	---
		2452	36.051	2433.9767	2470.0277	---	---

Test Graphs

11B_Ant1_2412

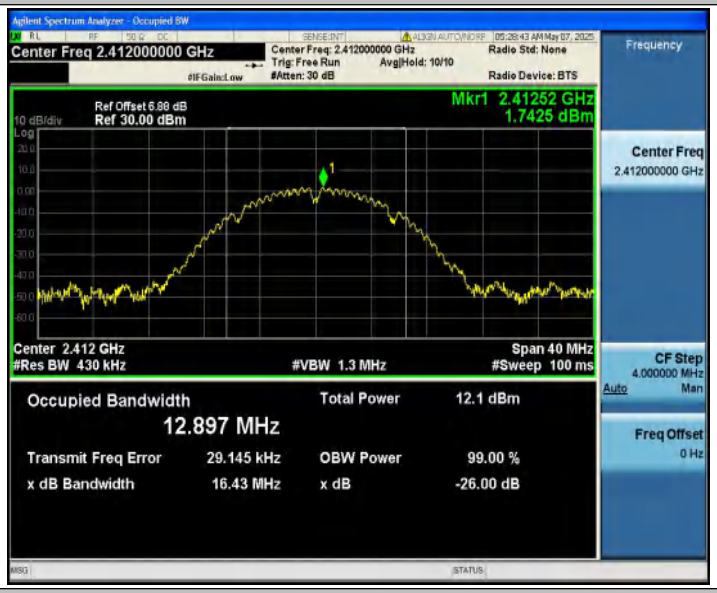

11B_Ant1_2437

11B_Ant1_2462

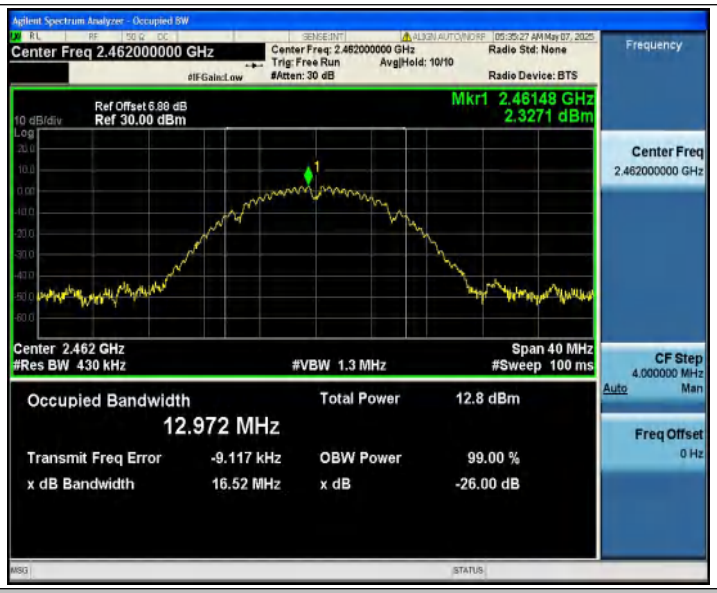

11G_Ant1_2412

11G_Ant1_2437

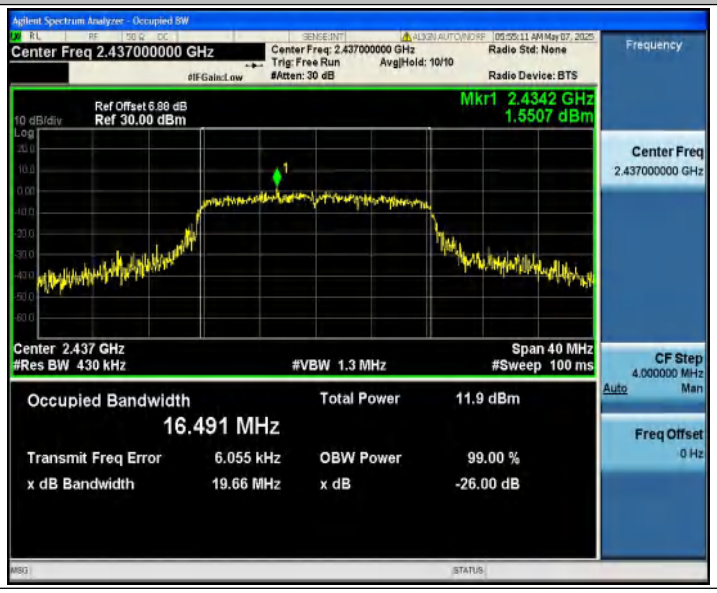

11G_Ant1_2462

11N20SISO_Ant1_2412

11N20SISO_Ant1_2437

11N20SISO_Ant1_2462

11N40SISO_Ant1_2422

11N40SISO_Ant1_2437

11N40SISO_Ant1_2452

Appendix C: Maximum conducted output power

Test Result Peak

TestMode	Antenna	Channel	Set Power	Peak Powert[dBm]	Conducted Limit[dBm]	Verdict
11B	Ant1	2412	---	12.02	≤30.00	PASS
		2437	---	13.79	≤30.00	PASS
		2462	---	12.52	≤30.00	PASS
11G	Ant1	2412	---	15.28	≤30.00	PASS
		2437	---	16.06	≤30.00	PASS
		2462	---	15.97	≤30.00	PASS
11N20SISO	Ant1	2412	---	14.77	≤30.00	PASS
		2437	---	15.87	≤30.00	PASS
		2462	---	15.57	≤30.00	PASS
11N40SISO	Ant1	2422	---	15.39	≤30.00	PASS
		2437	---	16.55	≤30.00	PASS
		2452	---	16.33	≤30.00	PASS

Appendix D: Maximum power spectral density

Test Result

TestMode	Antenna	Channel	Result[dBm/3-100kHz]	Limit[dBm/3kHz]	Verdict
11B	Ant1	2412	-11.54	≤8.00	PASS
		2437	-9.98	≤8.00	PASS
		2462	-10.48	≤8.00	PASS
11G	Ant1	2412	-16.75	≤8.00	PASS
		2437	-14.09	≤8.00	PASS
		2462	-14.35	≤8.00	PASS
11N20SISO	Ant1	2412	-16.71	≤8.00	PASS
		2437	-15.63	≤8.00	PASS
		2462	-14.04	≤8.00	PASS
11N40SISO	Ant1	2422	-20.16	≤8.00	PASS
		2437	-19.1	≤8.00	PASS
		2452	-18.87	≤8.00	PASS

Test Graphs

11B_Ant1_2412

11B_Ant1_2437

11B_Ant1_2462

11G_Ant1_2412

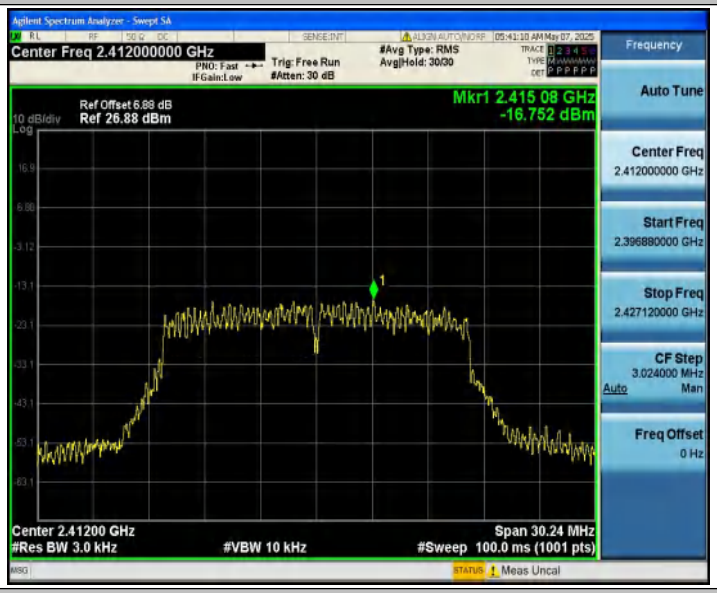

11G_Ant1_2437

11G_Ant1_2462

11N20SISO_Ant1_2412

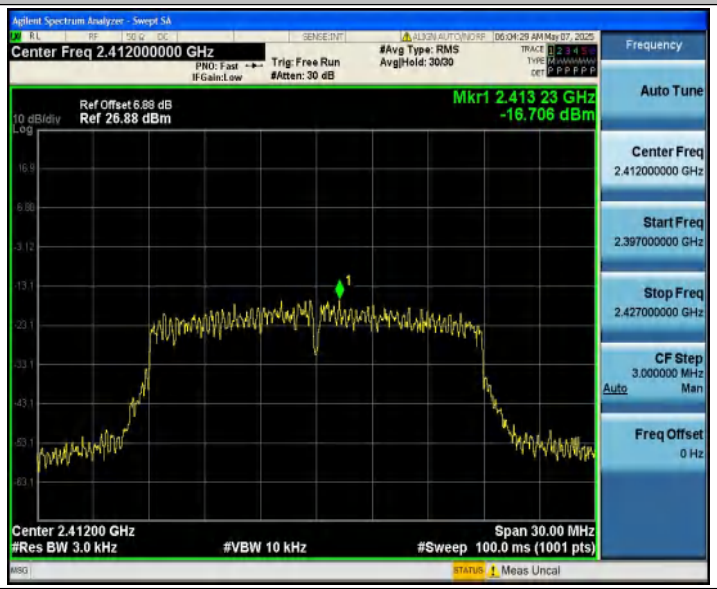

11N20SISO_Ant1_2437

11N20SISO_Ant1_2462

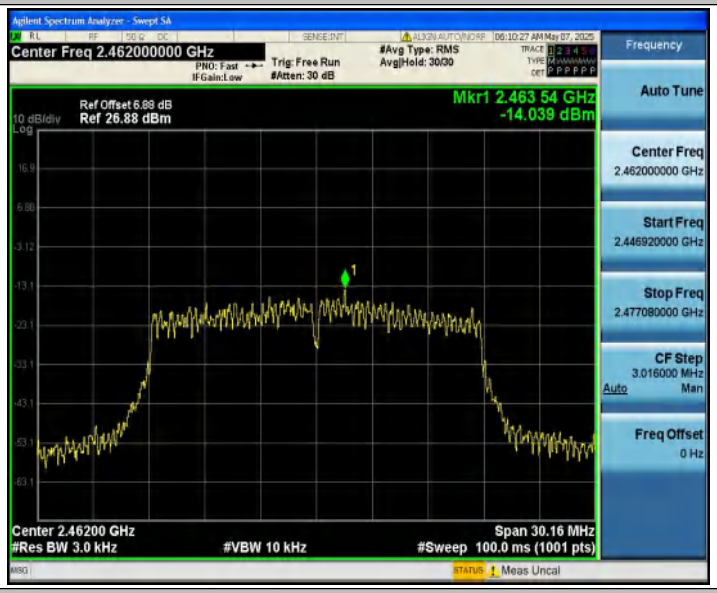

11N40SISO_Ant1_2422

11N40SISO_Ant1_2437

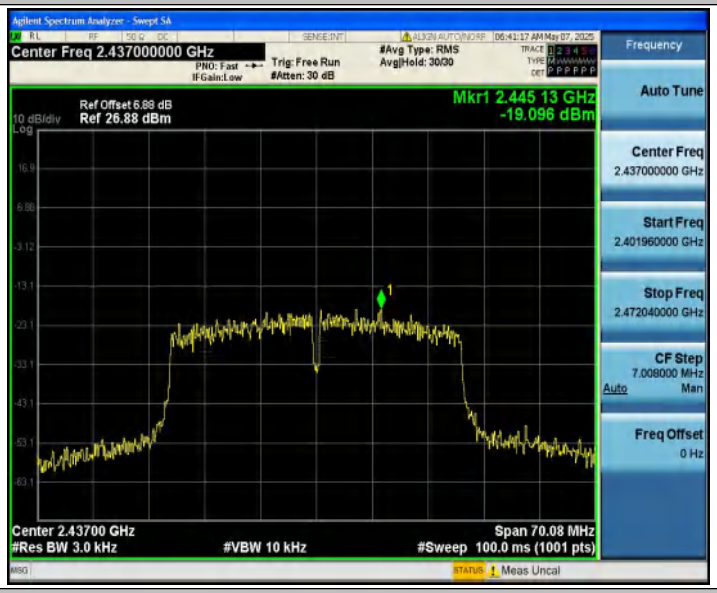

11N40SISO_Ant1_2452

Appendix E: Band edge measurements

Test Result

TestMode	Antenna	ChName	Channel	RefLevel[dBm]	Result[dBm]	Limit[dBm]	Verdict
11B	Ant1	Low	2412	1.15	-45.95	≤-18.85	PASS
		High	2462	2.15	-50.98	≤-17.85	PASS
11G	Ant1	Low	2412	-3.18	-34.01	≤-23.18	PASS
		High	2462	-2.09	-45.33	≤-22.09	PASS
11N20SISO	Ant1	Low	2412	-3.48	-34.34	≤-23.48	PASS
		High	2462	-1.79	-45.22	≤-21.79	PASS
11N40SISO	Ant1	Low	2422	-5.65	-38.8	≤-25.65	PASS
		High	2452	-4.90	-37.9	≤-24.9	PASS

Test Graphs

11B_Ant1_Low_2412

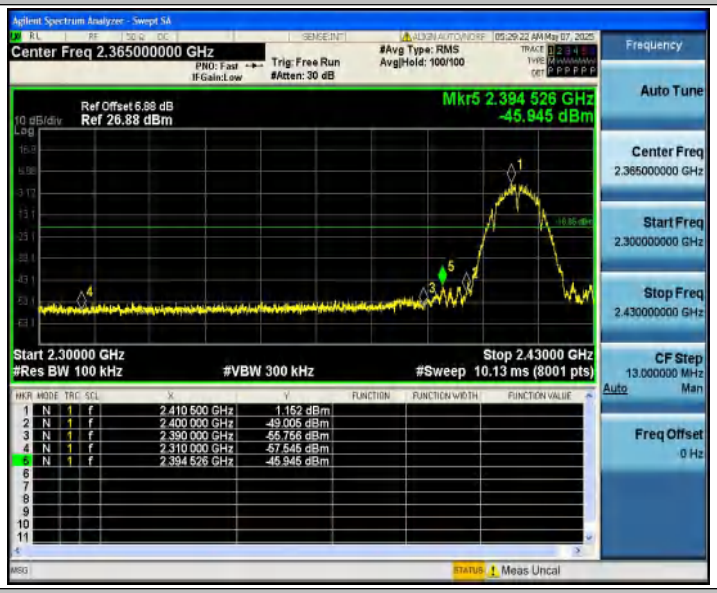

11B_Ant1_High_2462

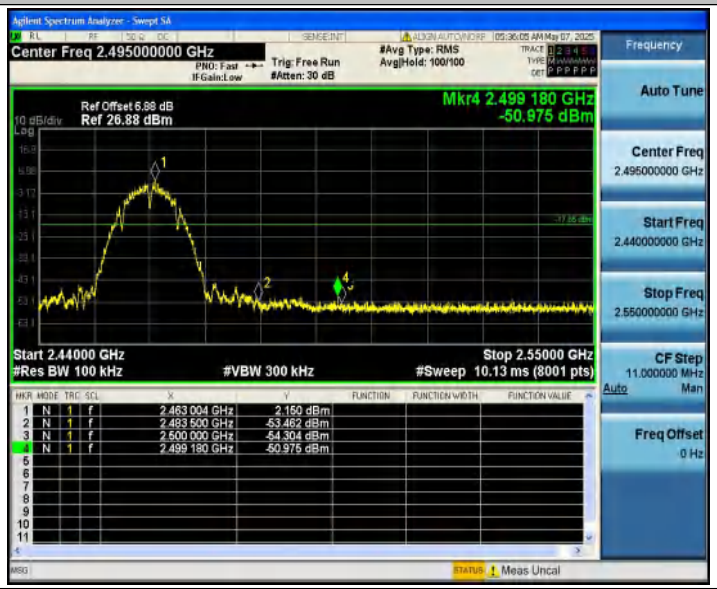

11G_Ant1_Low_2412

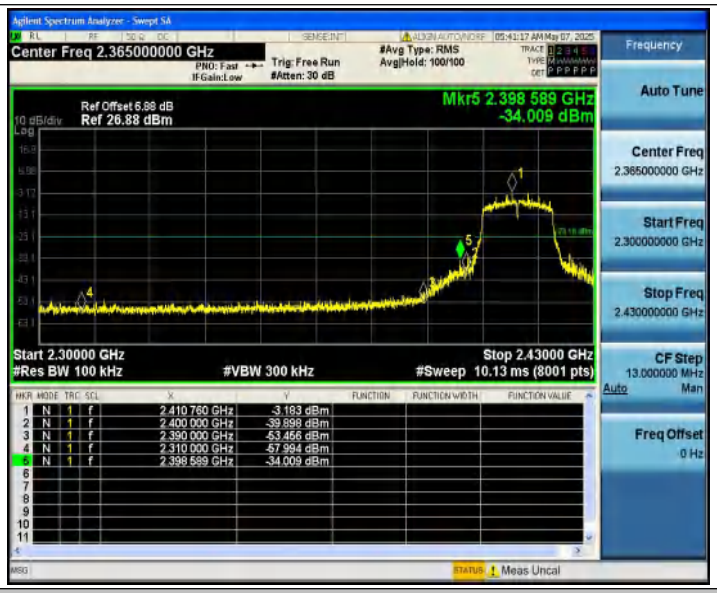

11G_Ant1_High_2462

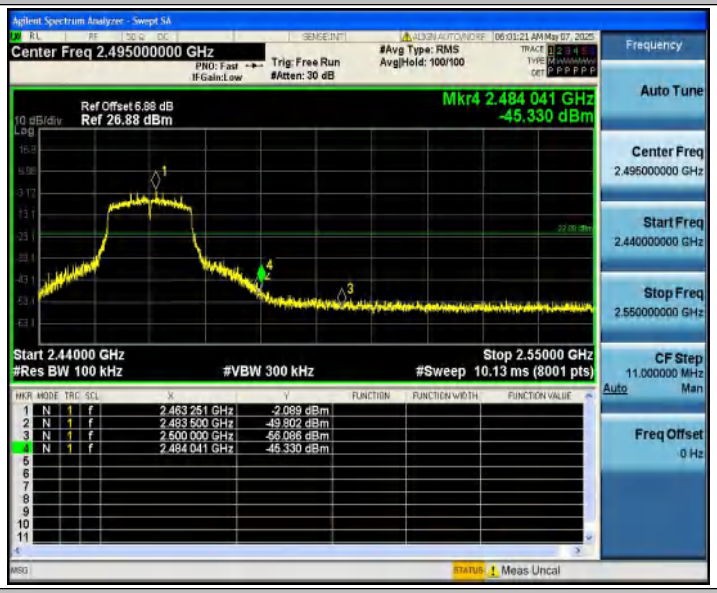

11N20SISO_Ant1_Low_2412

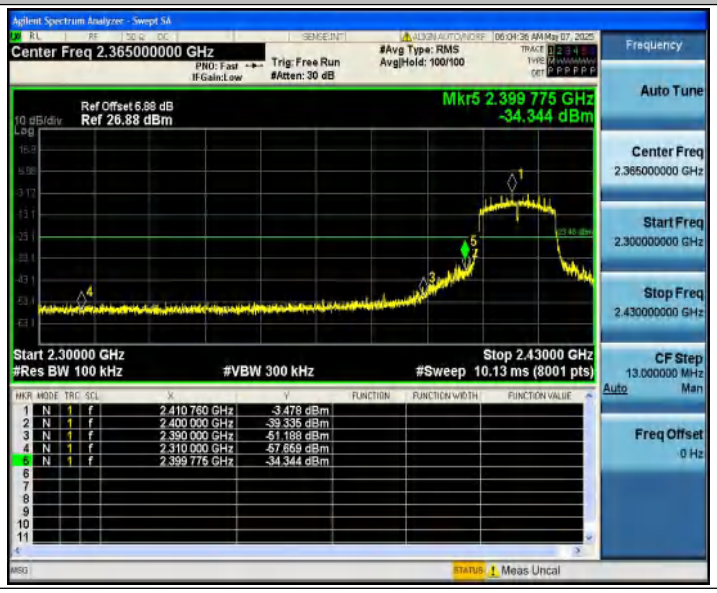

11N20SISO_Ant1_High_2462

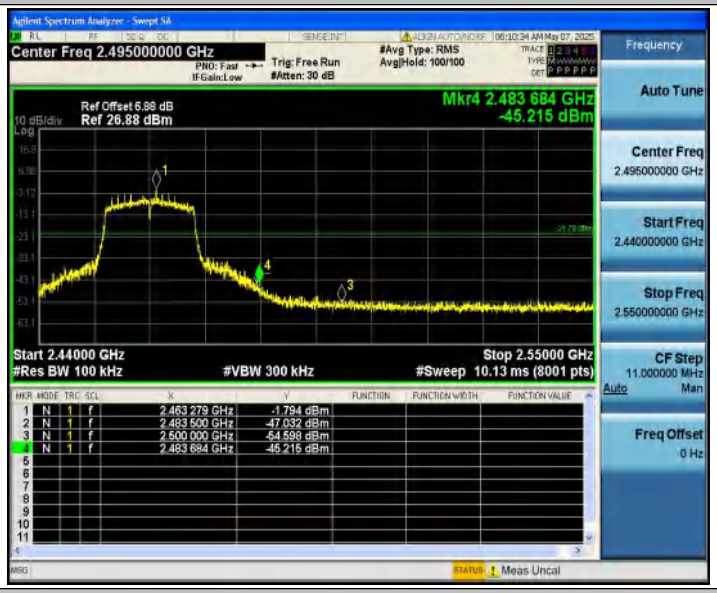

11N40SISO_Ant1_Low_2422

11N40SISO_Ant1_High_2452

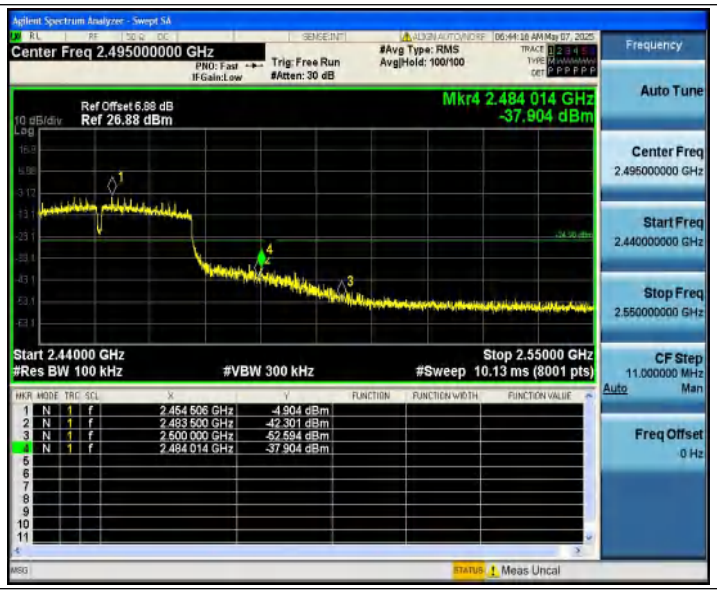
Agilent Spectrum Analyzer - Swept SA
Center Freq 2.495000000 GHz
PNO: Fast
IFGain:Low
Trig: Free Run
#Atten: 30 dB
#Avg Type: RMS
Avg|Hold: 100/100
06:44:18 AM May 07, 2025
Frequency
Auto Tune
Center Freq
2.495000000 GHz
Start Freq
2.440000000 GHz
Stop Freq
2.550000000 GHz
CF Step
11.000000 MHz
Auto
Man
Freq Offset
0 Hz
Ref Offset 5.88 dB
10 dB/div
Ref 26.88 dBm
Mkr4 2.484 014 GHz
-37.904 dBm
Start 2.44000 GHz
#Res BW 100 kHz
#VBW 300 kHz
Stop 2.55000 GHz
#Sweep 10.13 ms (8001 pts)
1 N 1 f 2.454 506 GHz -4.904 dBm
2 N 1 f 2.483 500 GHz -42.301 dBm
3 N 1 f 2.500 000 GHz -52.594 dBm
4 N 1 f 2.484 014 GHz -37.904 dBm
Meas Uncal

Appendix F: Conducted Spurious Emission

Test Result

TestMode	Antenna	Channel	FreqRange [Mhz]	RefLevel [dBm]	Result [dBm]	Limit [dBm]	Verdict
11B	Ant1	2412	Reference	-0.47	-0.47	---	PASS
			30~1000	-0.47	-63.06	≤-20.47	PASS
			1000~26500	-0.47	-53.9	≤-20.47	PASS
		2437	Reference	1.45	1.45	---	PASS
			30~1000	1.45	-63.68	≤-18.55	PASS
			1000~26500	1.45	-49.04	≤-18.55	PASS
		2462	Reference	0.37	0.37	---	PASS
			30~1000	0.37	-63.82	≤-19.63	PASS
			1000~26500	0.37	-53.44	≤-19.63	PASS
11G	Ant1	2412	Reference	-6.07	-6.07	---	PASS
			30~1000	-6.07	-64.27	≤-26.07	PASS
			1000~26500	-6.07	-48.16	≤-26.07	PASS
		2437	Reference	-2.74	-2.74	---	PASS
			30~1000	-2.74	-63.35	≤-22.74	PASS
			1000~26500	-2.74	-54.52	≤-22.74	PASS
		2462	Reference	-4.27	-4.27	---	PASS
			30~1000	-4.27	-63.95	≤-24.27	PASS
			1000~26500	-4.27	-54.02	≤-24.27	PASS
11N20SISO	Ant1	2412	Reference	-4.38	-4.38	---	PASS
			30~1000	-4.38	-63.88	≤-24.38	PASS
			1000~26500	-4.38	-54.09	≤-24.38	PASS
		2437	Reference	-2.19	-2.19	---	PASS
			30~1000	-2.19	-64.18	≤-22.19	PASS
			1000~26500	-2.19	-53.5	≤-22.19	PASS
		2462	Reference	-6.35	-6.35	---	PASS
			30~1000	-6.35	-64.05	≤-26.35	PASS
			1000~26500	-6.35	-54.37	≤-26.35	PASS
11N40SISO	Ant1	2422	Reference	-6.22	-6.22	---	PASS
			30~1000	-6.22	-63.42	≤-26.22	PASS
			1000~26500	-6.22	-48.94	≤-26.22	PASS
		2437	Reference	-4.52	-4.52	---	PASS
			30~1000	-4.52	-63.14	≤-24.52	PASS
			1000~26500	-4.52	-54.24	≤-24.52	PASS
		2452	Reference	-5.52	-5.52	---	PASS
			30~1000	-5.52	-63.78	≤-25.52	PASS
			1000~26500	-5.52	-54.12	≤-25.52	PASS

Test Graphs

11B_Ant1_2412_0~Reference

11B_Ant1_2412_30~1000

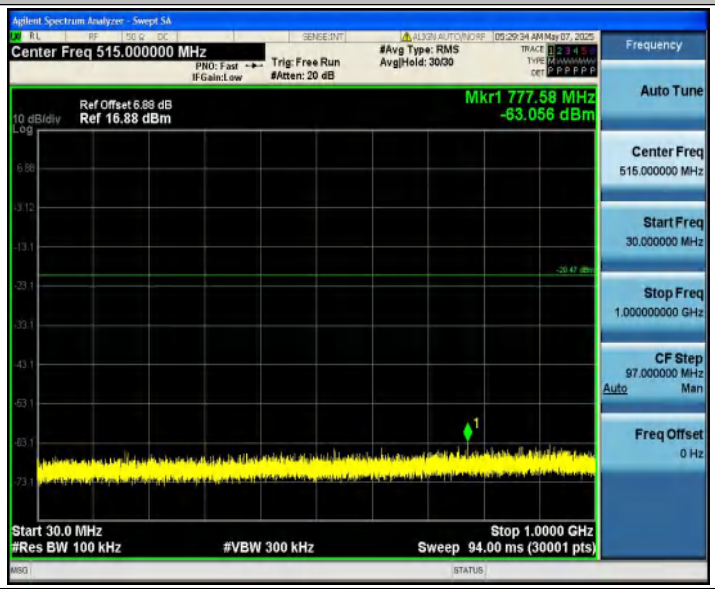

11B_Ant1_2412_1000~26500

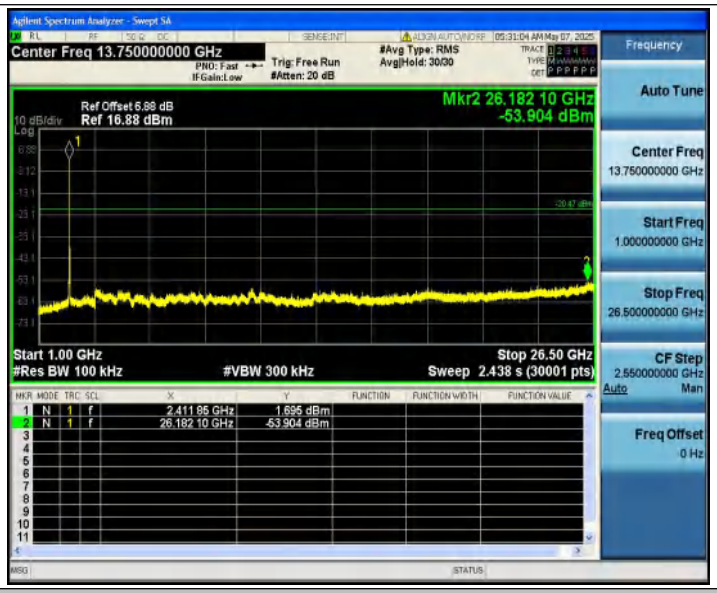

11B_Ant1_2437_0~Reference

11B_Ant1_2437_30~1000

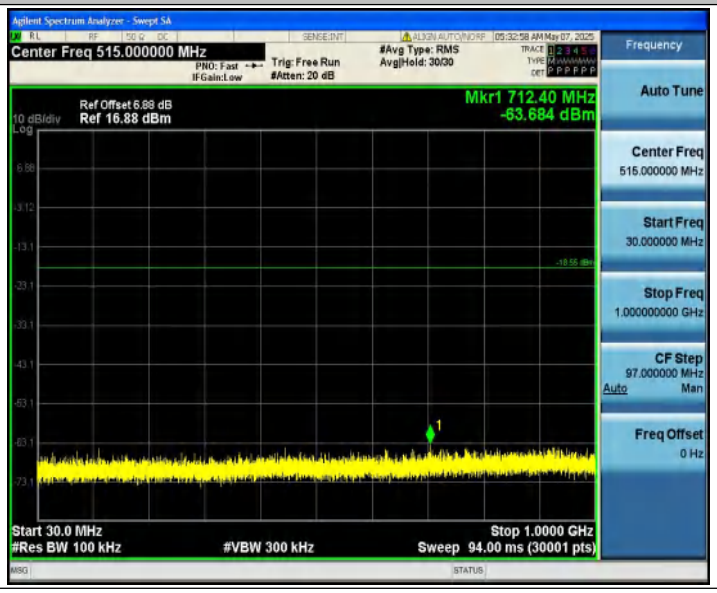

11B_Ant1_2437_1000~26500

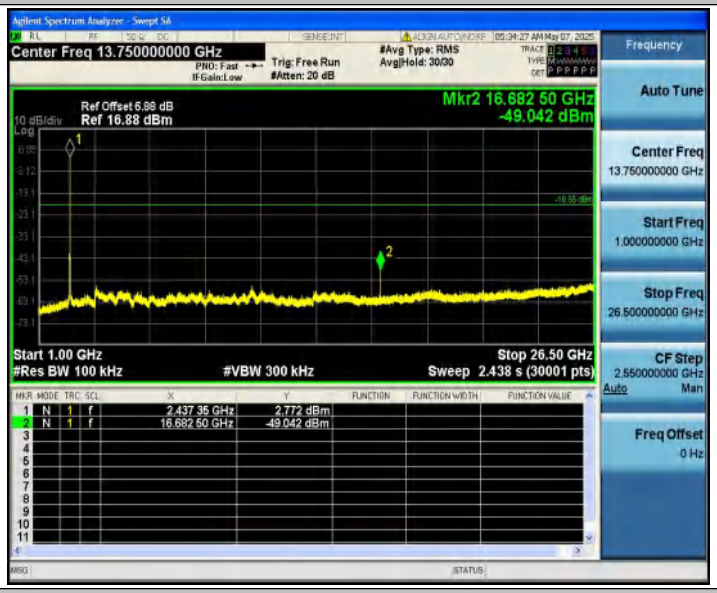

11B_Ant1_2462_0~Reference

11B_Ant1_2462_30~1000

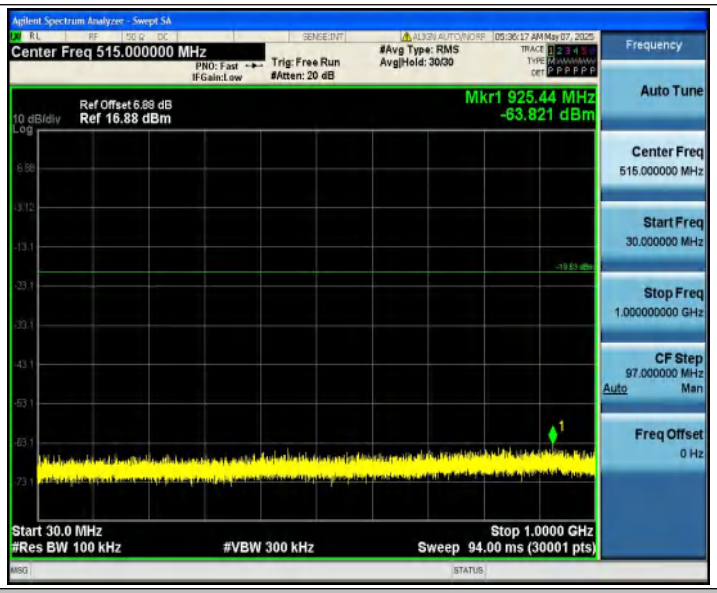

11B_Ant1_2462_1000~26500

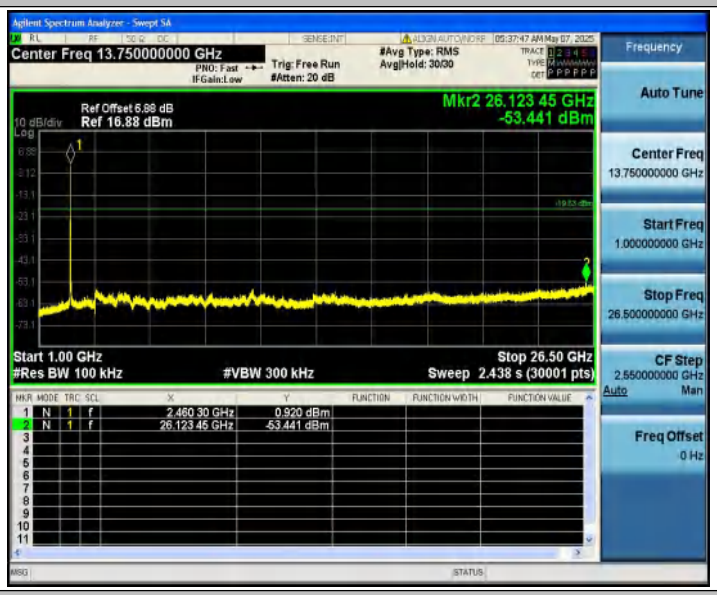

11G_Ant1_2412_0~Reference

11G_Ant1_2412_30~1000

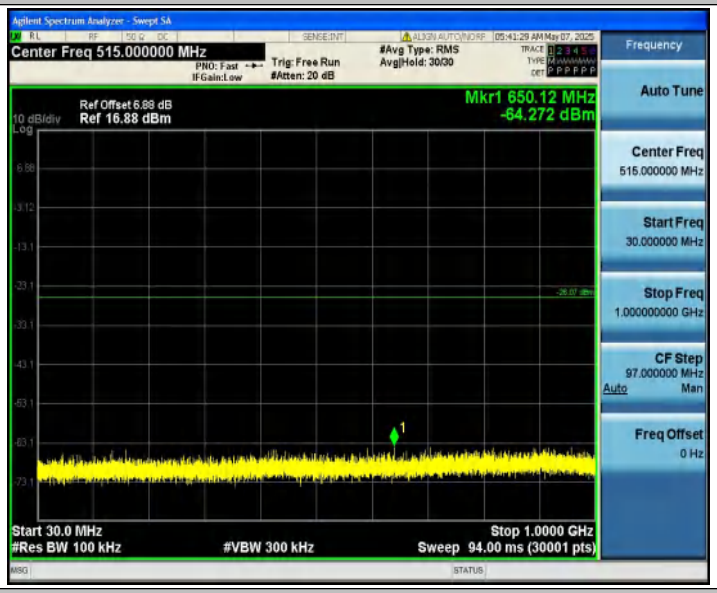

11G_Ant1_2412_1000~26500

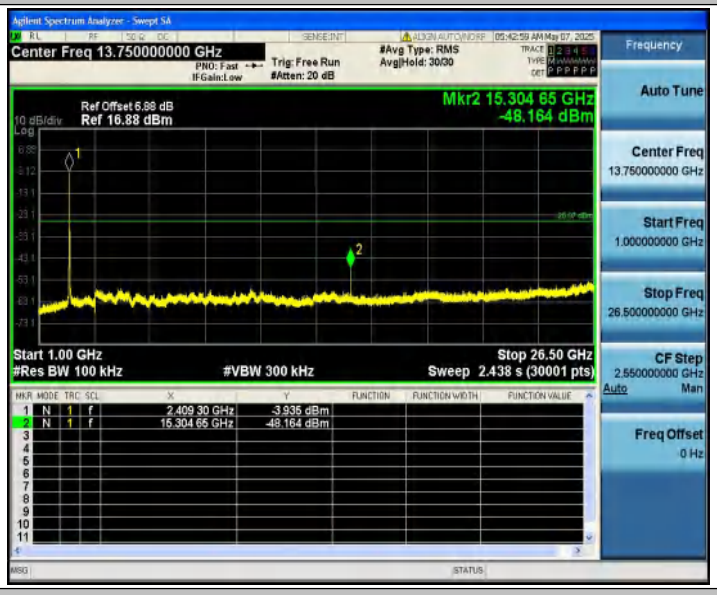

11G_Ant1_2437_0~Reference

11G_Ant1_2437_30~1000

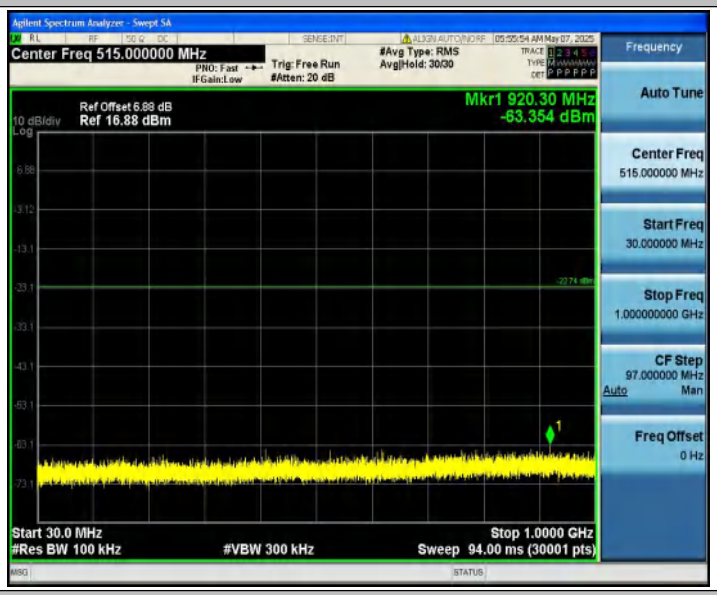

11G_Ant1_2437_1000~26500

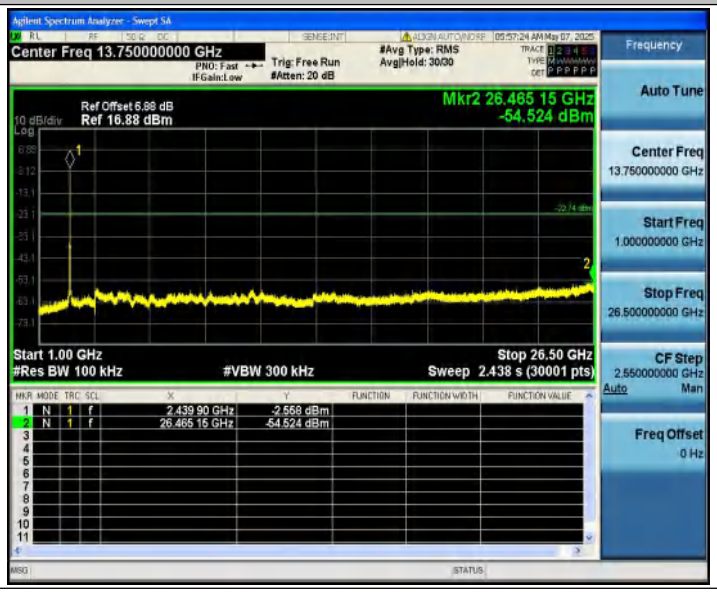

11G_Ant1_2462_0~Reference

11G_Ant1_2462_30~1000

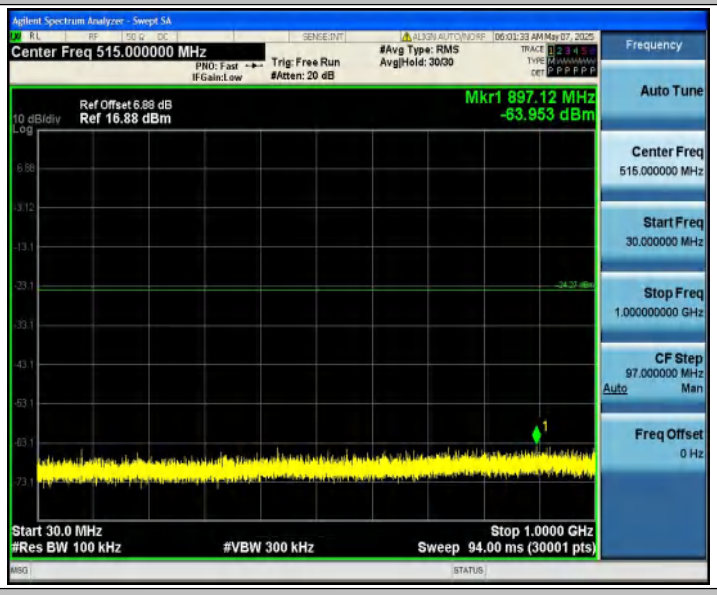

11G_Ant1_2462_1000~26500

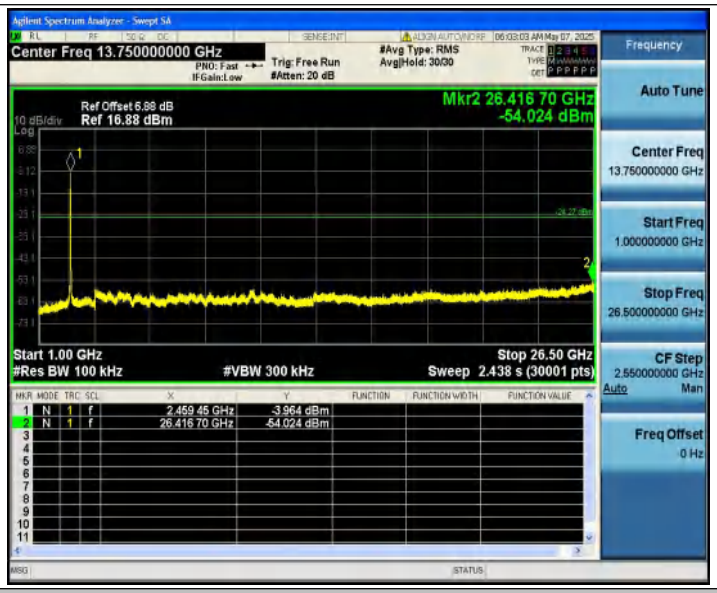

11N20SISO_Ant1_2412_0~Reference

11N20SISO_Ant1_2412_30~1000

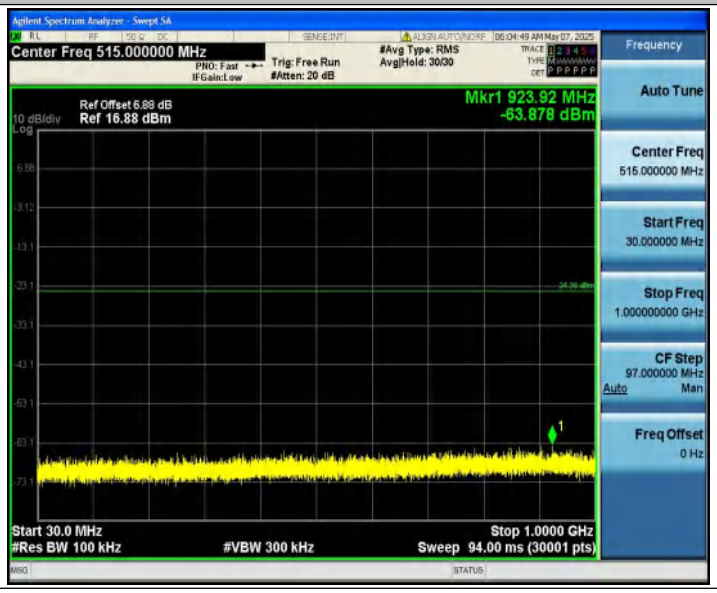

11N20SISO_Ant1_2412_1000~26500

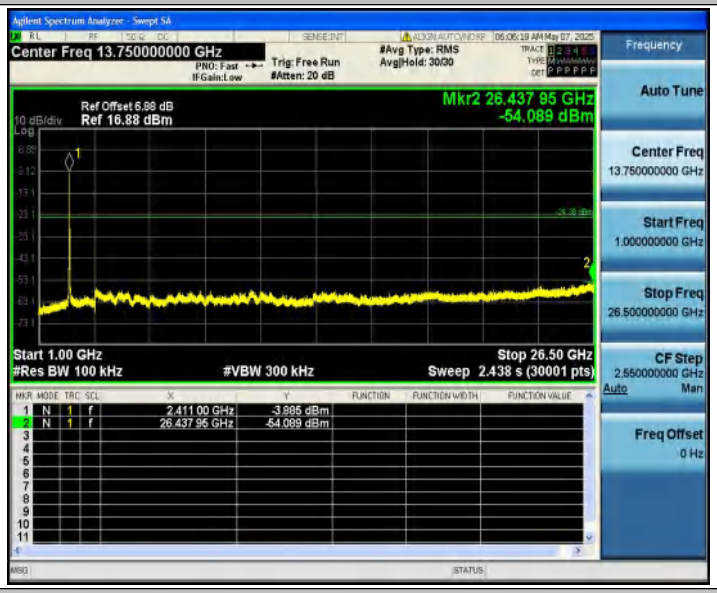

11N20SISO_Ant1_2437_0~Reference

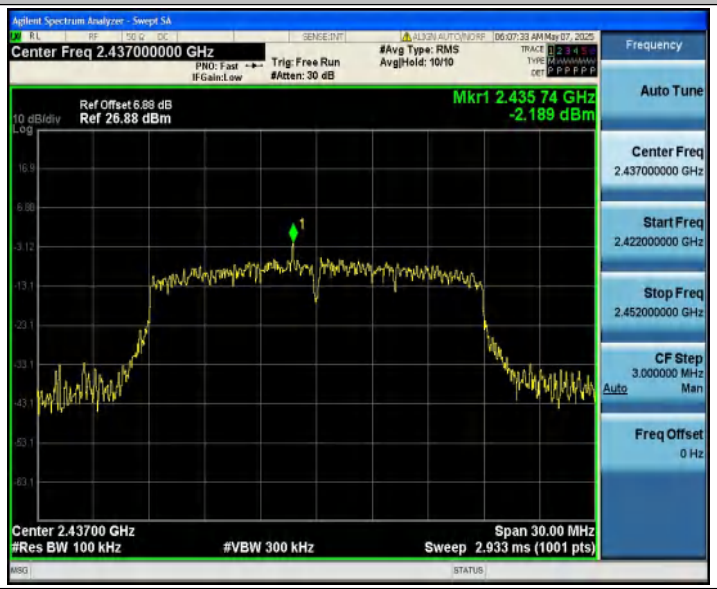

11N20SISO_Ant1_2437_30~1000

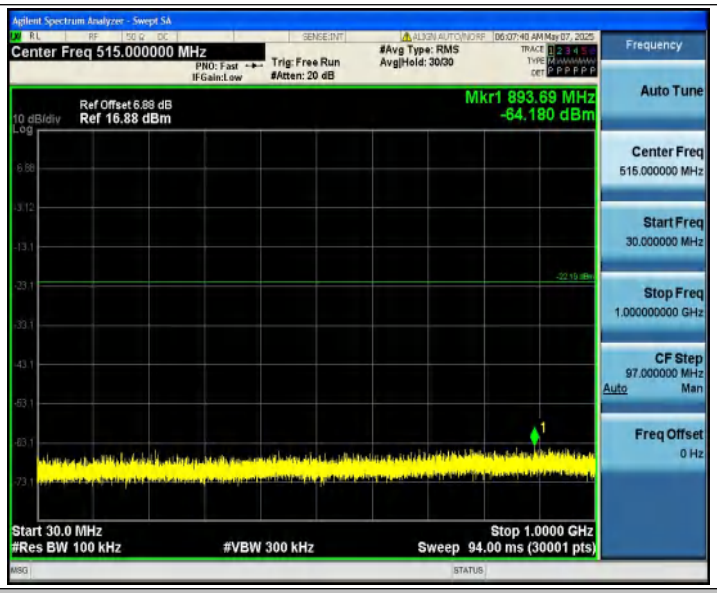

11N20SISO_Ant1_2437_1000~26500

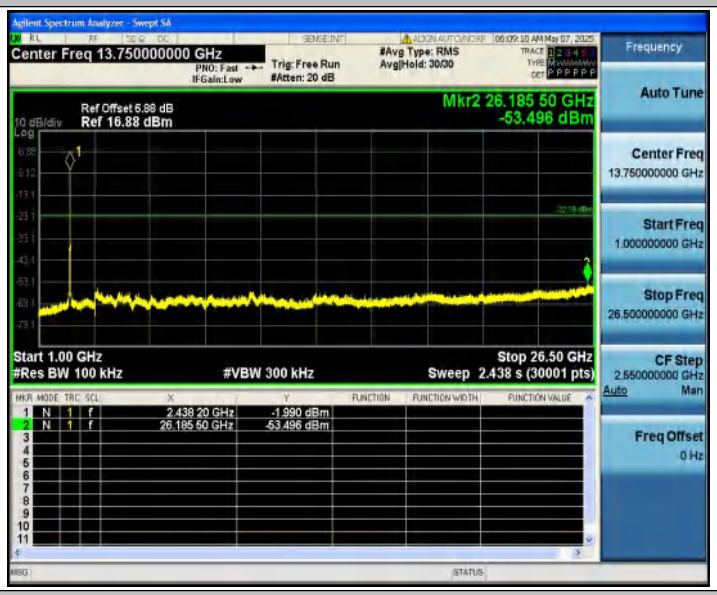

11N20SISO_Ant1_2462_0~Reference

11N20SISO_Ant1_2462_30~1000

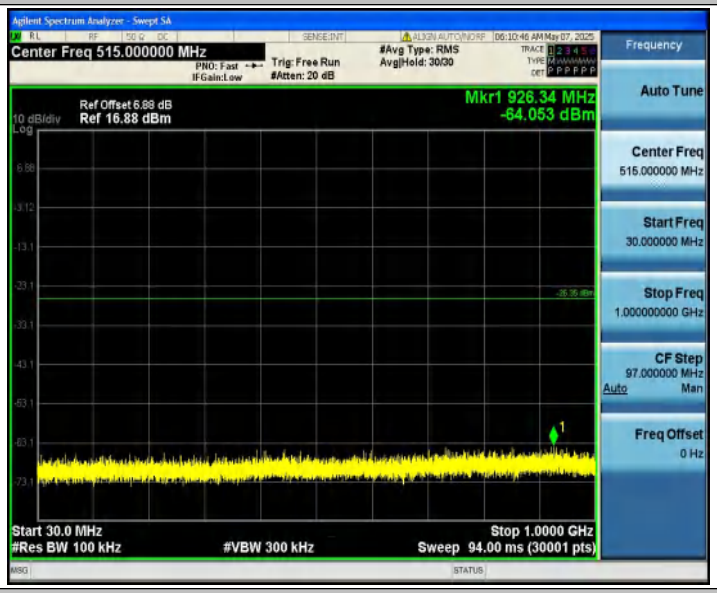

11N20SISO_Ant1_2462_1000~26500

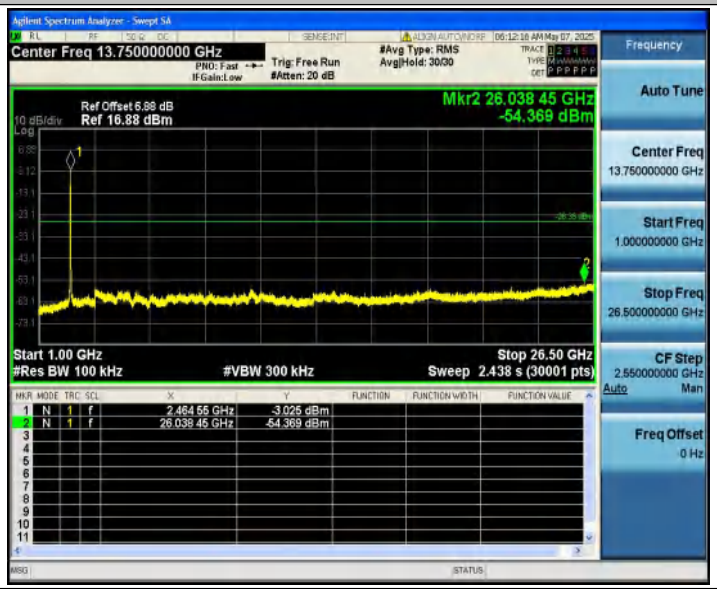

11N40SISO_Ant1_2422_0~Reference

11N40SISO_Ant1_2422_30~1000

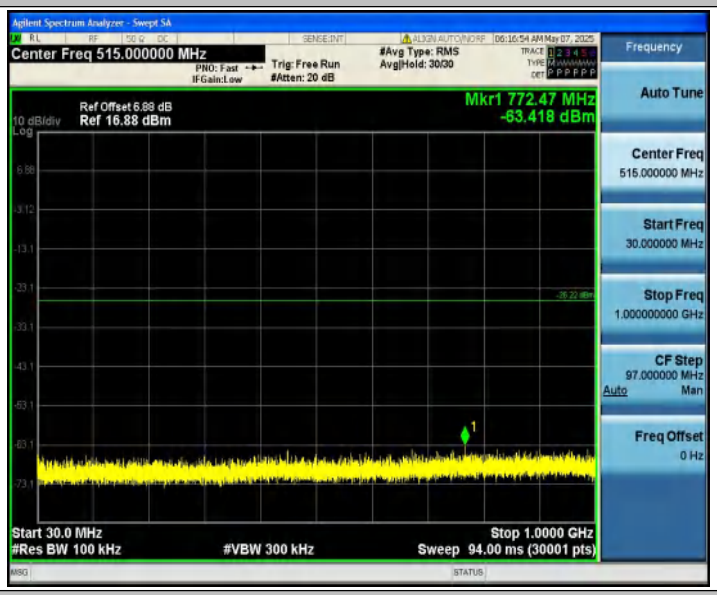

11N40SISO_Ant1_2422_1000~26500

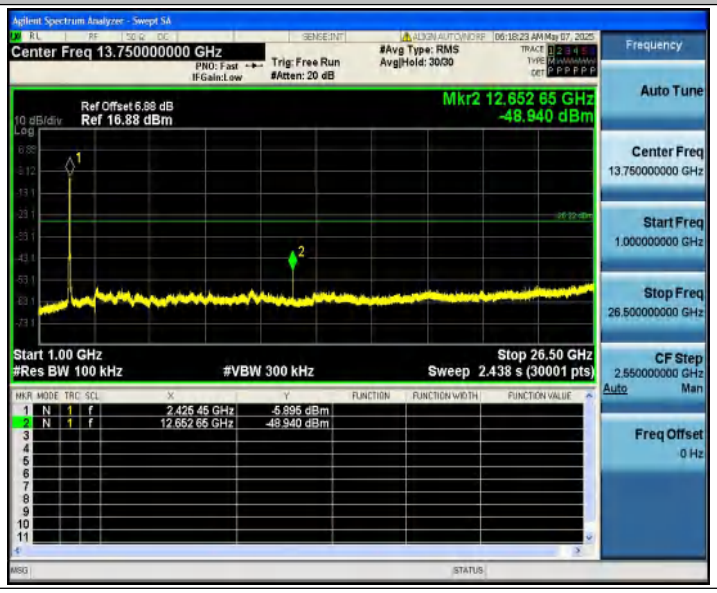

11N40SISO_Ant1_2437_0~Reference

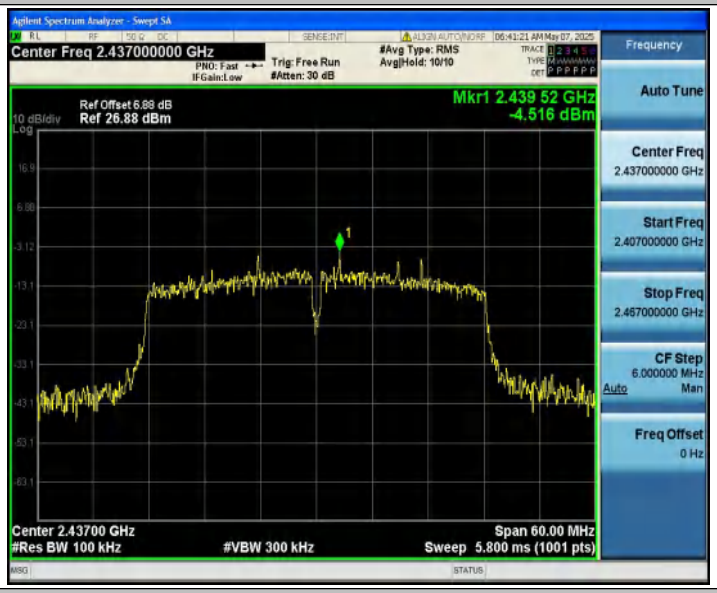

11N40SISO_Ant1_2437_30~1000

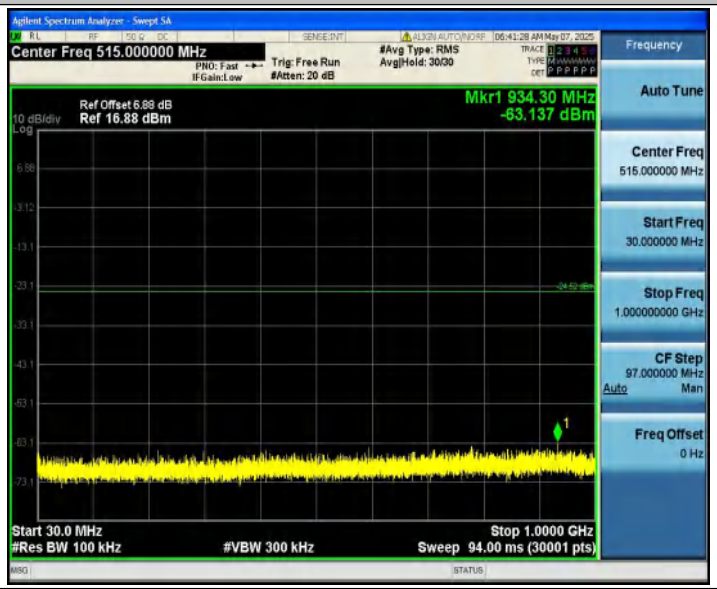

11N40SISO_Ant1_2437_1000~26500

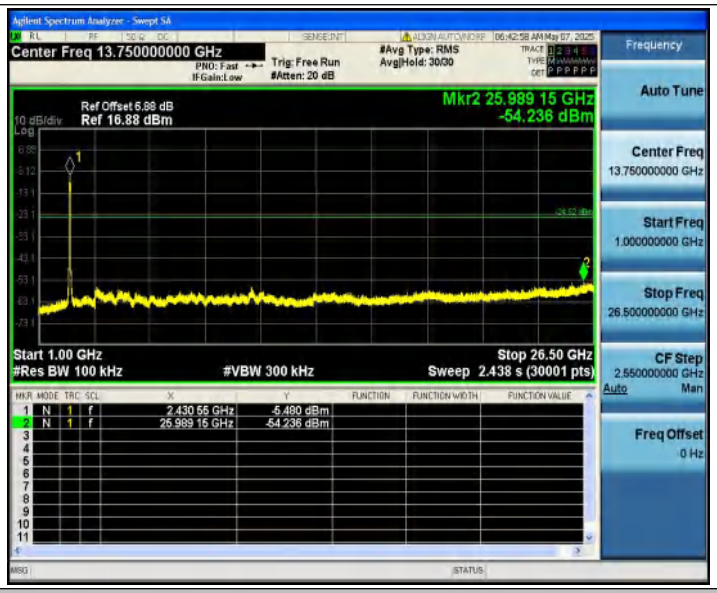

11N40SISO_Ant1_2452_0~Reference

11N40SISO_Ant1_2452_30~1000

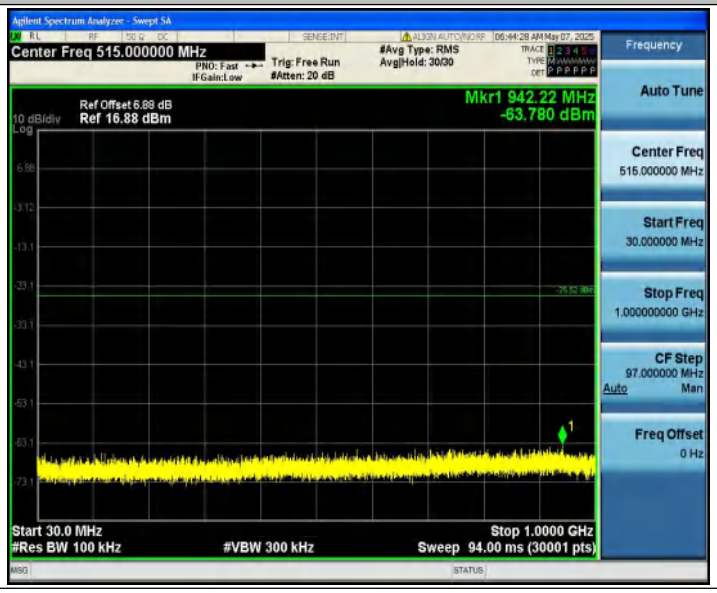

11N40SISO_Ant1_2452_1000~26500
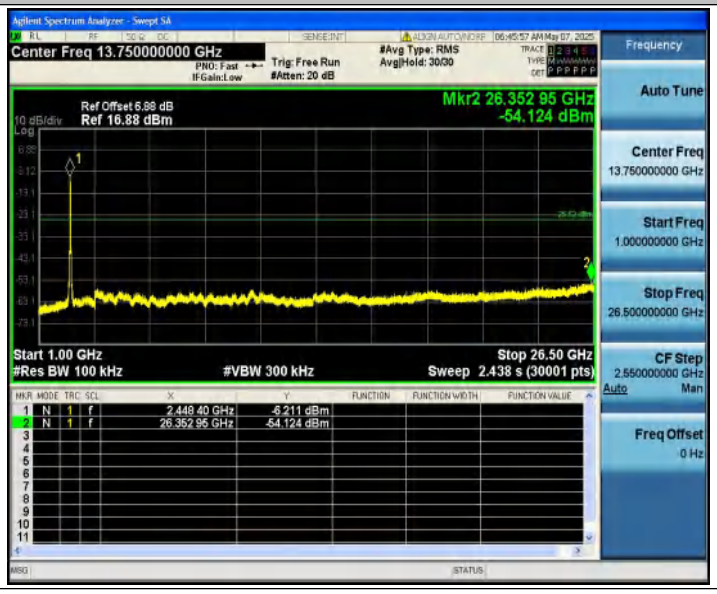

Appendix G: Duty Cycle

Test Result

TestMode	Antenna	Channel	Transmission Duration [ms]	Transmission Period [ms]	Duty Cycle [%]	X	xFactor
11B	Ant1	2412	8.42	8.48	99.29	0.9929	0.031
		2437	8.42	8.48	99.29	0.9929	0.031
		2462	8.42	8.47	99.41	0.9941	0.026
11G	Ant1	2412	1.40	1.46	95.89	0.9589	0.182
		2437	1.39	1.45	95.86	0.9586	0.184
		2462	1.40	1.46	95.89	0.9589	0.182
11N20SISO	Ant1	2412	1.31	1.37	95.62	0.9562	0.195
		2437	1.31	1.36	96.32	0.9632	0.163
		2462	1.30	1.36	95.59	0.9559	0.196
11N40SISO	Ant1	2422	0.64	0.70	91.43	0.9143	0.389
		2437	0.65	0.71	91.55	0.9155	0.383
		2452	0.65	0.71	91.55	0.9155	0.383

Test Graphs

11B_Ant1_2412

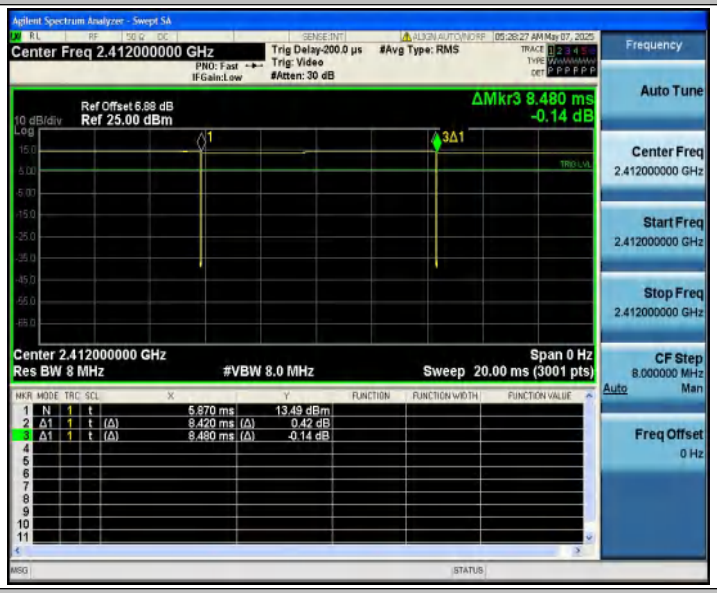

11B_Ant1_2437

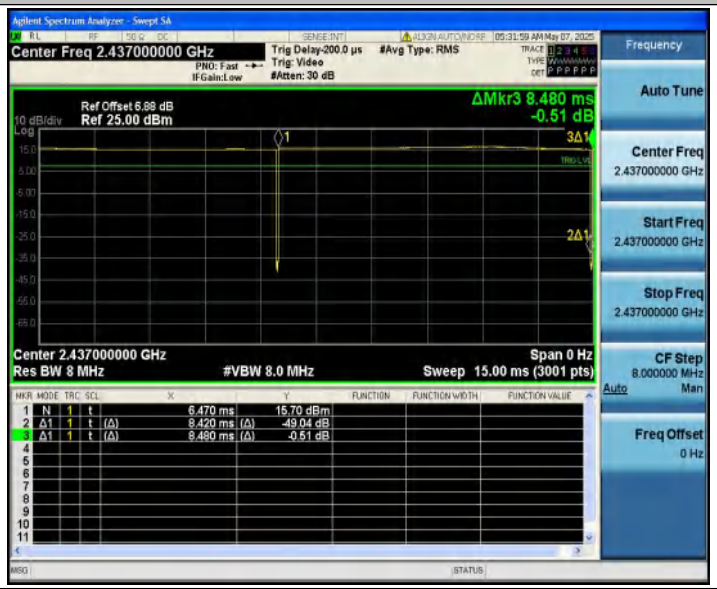

11B_Ant1_2462

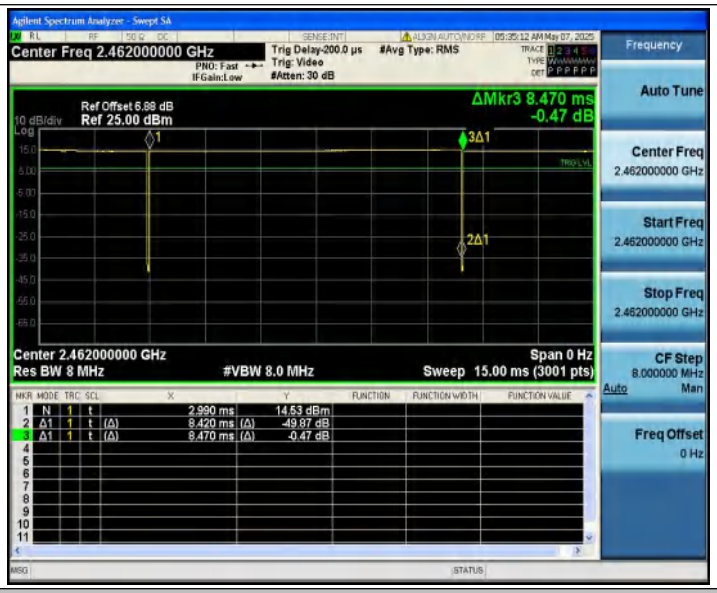

11G_Ant1_2412

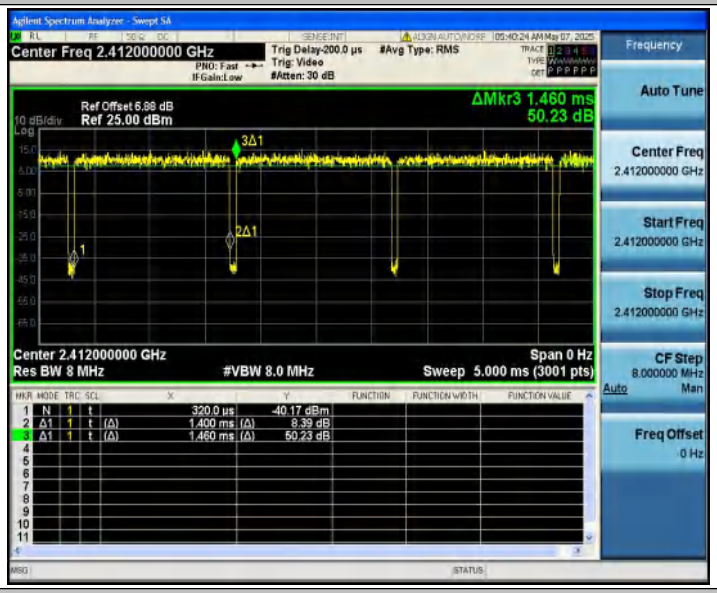

11G_Ant1_2437

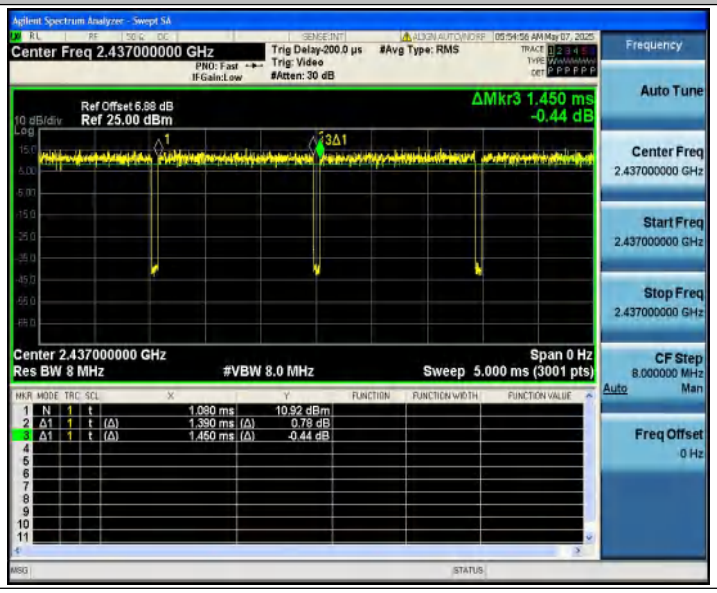

11G_Ant1_2462

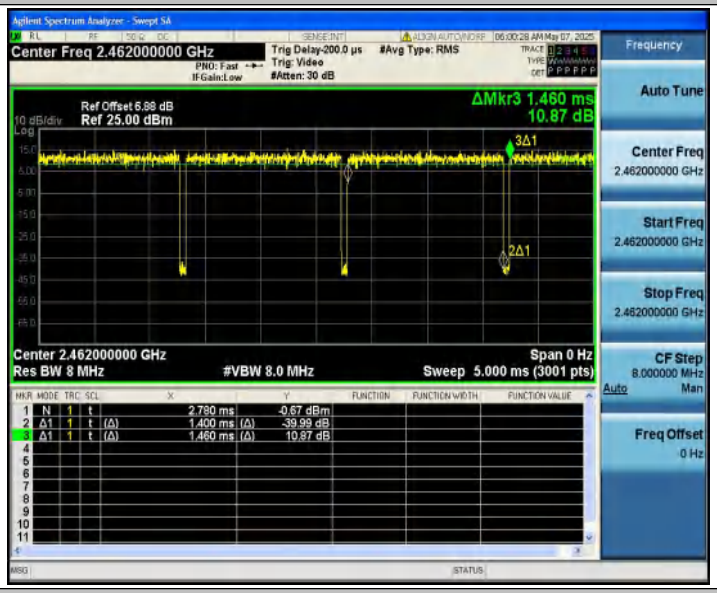

11N20SISO_Ant1_2412

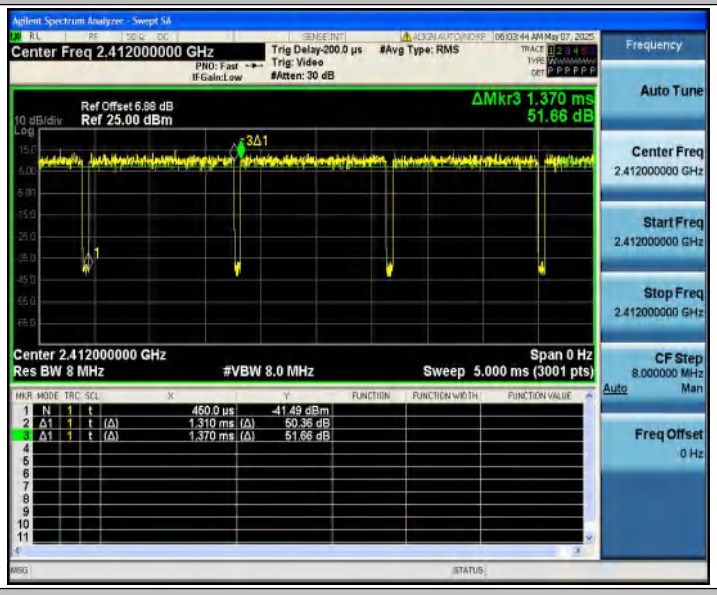

11N20SISO_Ant1_2437

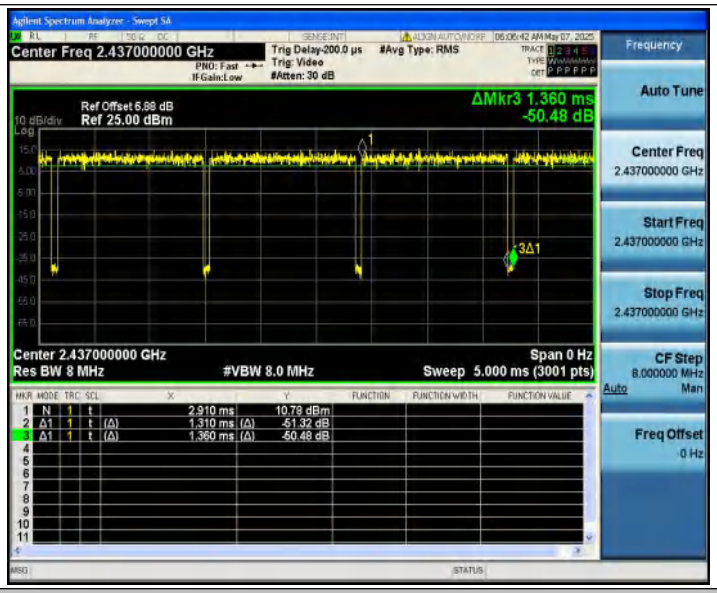

11N20SISO_Ant1_2462

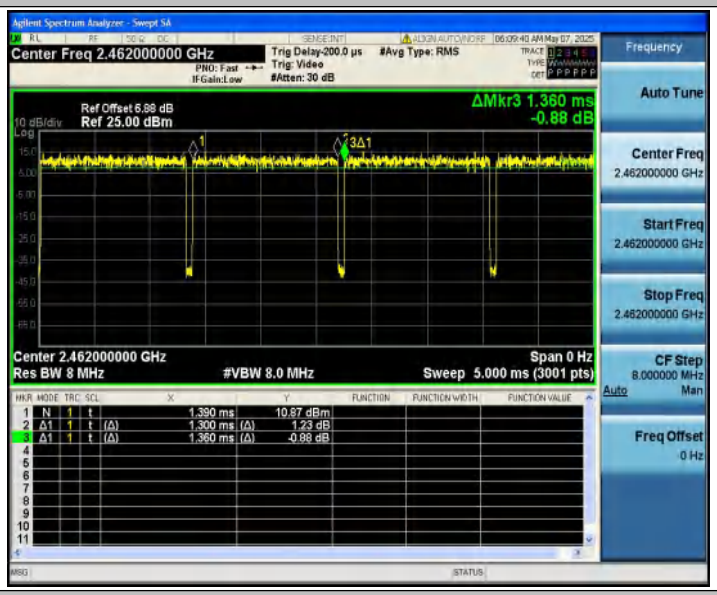

11N40SISO_Ant1_2422

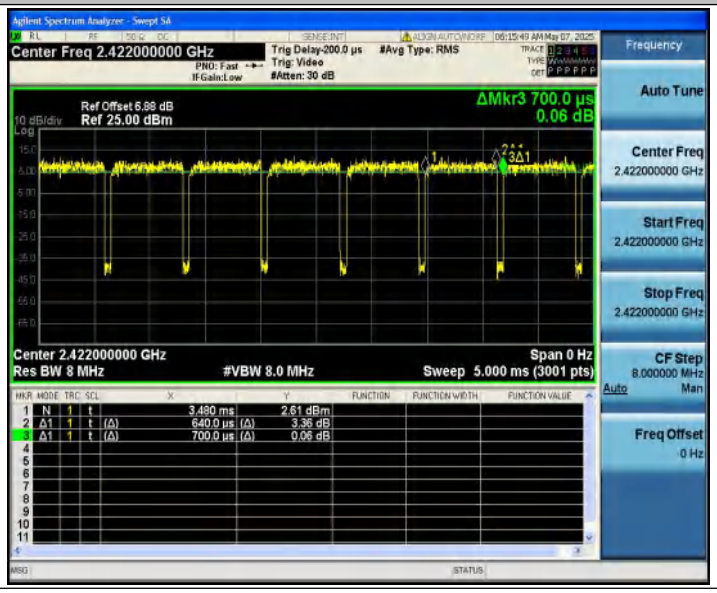

11N40SISO_Ant1_2437

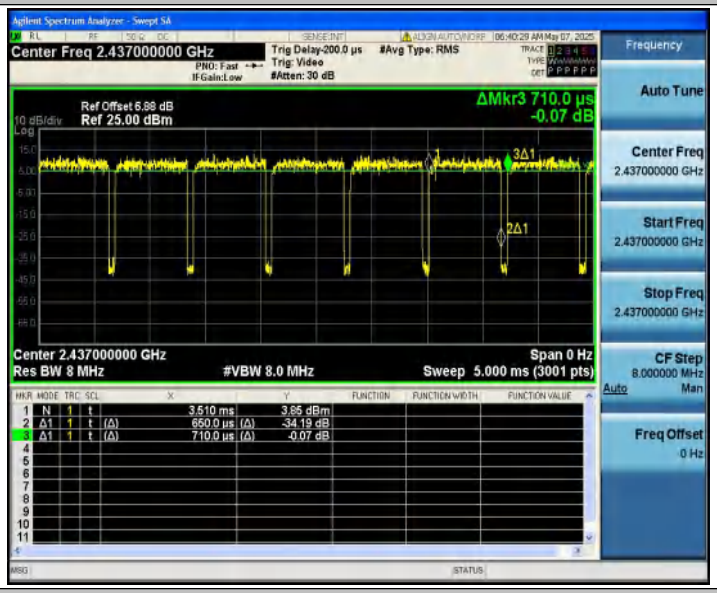
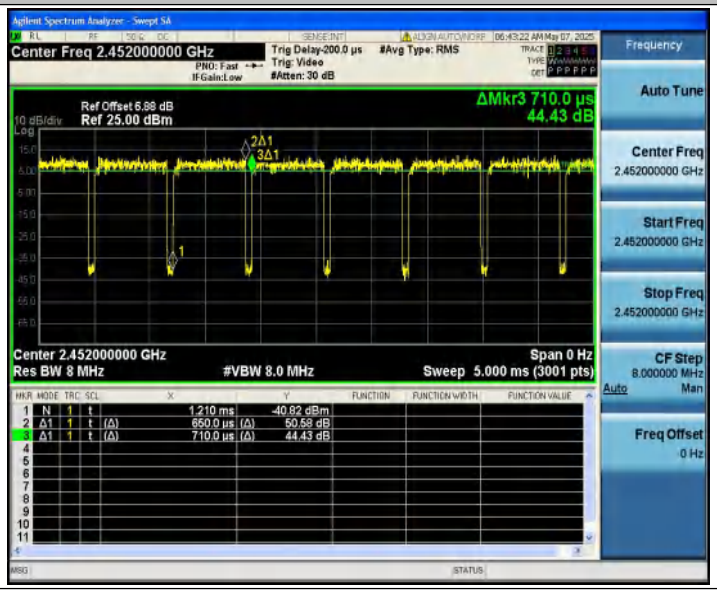
11N40SISO_Ant1_2452