深圳市持胜科技有限公司
SHENZHEN CHI SHENG TECHNOLOGY CO.,LTD
5th Floor, Building 2, Lantian Technology Industrial Park, Heping Community, Fuyong Subdistrict, Bao'an District, Shenzhen, China

天线测试报告

Antenna Test Report

Date: 2024.03.29
REV :V1.0

测试环境
Test environment

	测试项目	测试设备
S参数 （S-parameter）	1.电压驻波比(VSWR) 2.回波损耗（Rrtun Loss）	网络分析仪：Agilent8753ES
2.有源测试 (Active)	1.发射功率（TRP） 2.接收灵敏度（TIS） 3.屏灭/屏亮	1.暗室：5*3*3m（3D）Chamber 2.综测仪：Agilent8960 CMW500
3.无源测试 （Passive）	1.天线增益(Gain) 2.天线效率（Efficiency）	1.暗室：5*3*3m（3D）Chamber 2.网络分析仪：Agilent 8753ES

天线位置
Antenna position



匹配电路
Matching circuit

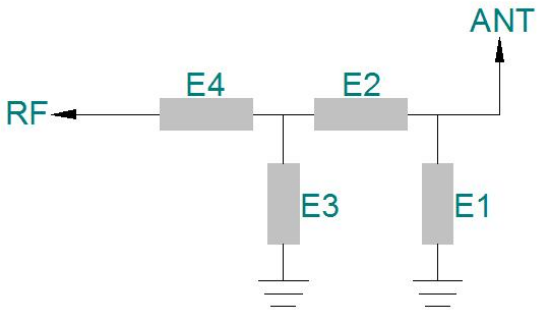

尺寸图
Dimension Figure



无源测试数据
Passive test data

MAIN ANT S11-VSWR&Return Loss

Frequency(MHZ)	1710	2170	2600
VSWR	2.03	1.59	1.21
Return Loss(DB)	-9.35	-12.83	-20.66

无源测试数据
Passive test data

MAIN ANT GAIN&Efficiency-(2300-2500)

Passive Test For 高频								
Freq (MHz)	Effi (%)	Effi (dB)	Gain (dBi)	Gain (dBd)	UHIS (%)	DHIS (%)	Max (dB)	Min (dB)
2300	44.67	-3.5	0.38	-1.77	28.22	16.451	0.38	-17.14
2310	48.61	-3.13	0.95	-1.2	31.14	17.47	0.95	-17.48
2320	49.41	-3.06	1.22	-0.93	32.038	17.368	1.22	-18.63
2330	46.7	-3.31	1.04	-1.11	30.383	16.321	1.04	-19.37
2340	48.9	-3.11	1.25	-0.9	31.573	17.332	1.25	-18.49
2350	53.58	-2.71	1.64	-0.51	34.199	19.382	1.64	-17.55
2360	51.17	-2.91	1.44	-0.71	32.289	18.881	1.44	-17.75
2370	49.42	-3.06	1.25	-0.9	31.016	18.402	1.25	-18.67
2380	51.23	-2.9	1.32	-0.83	32.17	19.064	1.32	-20.34
2390	52.49	-2.8	1.33	-0.82	32.791	19.699	1.33	-21.98
2400	52.39	-2.81	1.23	-0.92	32.709	19.681	1.23	-21.56
2410	54.88	-2.61	1.5	-0.65	34.34	20.543	1.5	-20.34
2420	56.5	-2.48	1.73	-0.42	35.573	20.922	1.73	-19.27
2430	54.96	-2.6	1.73	-0.42	34.756	20.209	1.73	-19.38
2440	56.15	-2.51	1.84	-0.31	35.27	20.881	1.84	-19.71
2450	61.32	-2.12	2.25	0.1	38.188	23.133	2.25	-19.7
2460	64.01	-1.94	2.34	0.19	39.519	24.491	2.34	-18.29
2470	58.72	-2.31	1.92	-0.23	36.147	22.569	1.92	-17.27
2480	60.36	-2.19	2.21	0.06	37.023	23.342	2.21	-16.45
2490	63.84	-1.95	2.55	0.4	38.526	25.31	2.55	-16.39
2500	61.15	-2.14	2.49	0.34	36.278	24.87	2.49	-16.69

无源测试数据
Passive test data

MAIN ANT GAIN&Efficiency-(2510-2690)

2510	57.07	-2.44	2.21	0.06	33.329	23.738	2.21	-17.45
2520	55.34	-2.57	2.04	-0.11	32.027	23.312	2.04	-18.62
2530	57.6	-2.4	2.09	-0.06	32.664	24.932	2.09	-19.73
2540	54.97	-2.6	1.61	-0.54	30.33	24.64	1.61	-21.14
2550	53.83	-2.69	1.39	-0.76	29.345	24.485	1.39	-21.72
2560	58.61	-2.32	1.83	-0.32	31.969	26.645	1.83	-21.35
2570	56.91	-2.45	1.92	-0.23	31.229	25.682	1.92	-21.28
2580	52.39	-2.81	1.81	-0.34	28.477	23.911	1.81	-21.98
2590	50.86	-2.94	1.76	-0.39	27.158	23.706	1.76	-21.19
2600	54.98	-2.6	1.99	-0.16	28.694	26.29	1.99	-19.22
2610	56.36	-2.49	1.84	-0.31	28.933	27.422	1.84	-17.77
2620	54.28	-2.65	1.42	-0.73	27.562	26.716	1.42	-17.27
2630	56.68	-2.47	1.17	-0.98	28.672	28.011	1.17	-16.99
2640	60.61	-2.17	1.35	-0.8	30.868	29.738	1.35	-17.16
2650	61.51	-2.11	1.41	-0.74	31.772	29.733	1.41	-16.94
2660	60.21	-2.2	1.28	-0.87	31.515	28.697	1.28	-16.09
2670	56.97	-2.44	0.95	-1.2	30.311	26.656	0.95	-14.5
2680	58.48	-2.33	0.97	-1.18	31.753	26.726	0.97	-13.15
2690	56.19	-2.5	0.88	-1.27	31.432	24.759	0.88	-12.94

无源测试数据
Passive test data
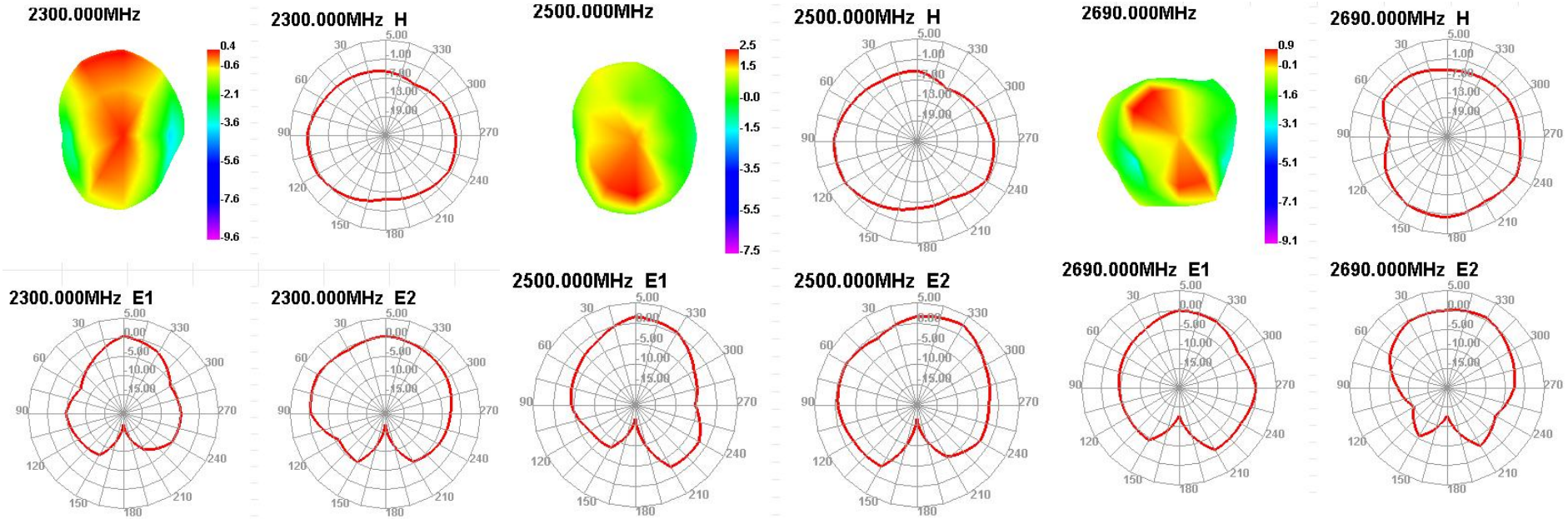
MAIN ANT Direction of figure(2300-2690)