b 2462MHz Ant1 Ref

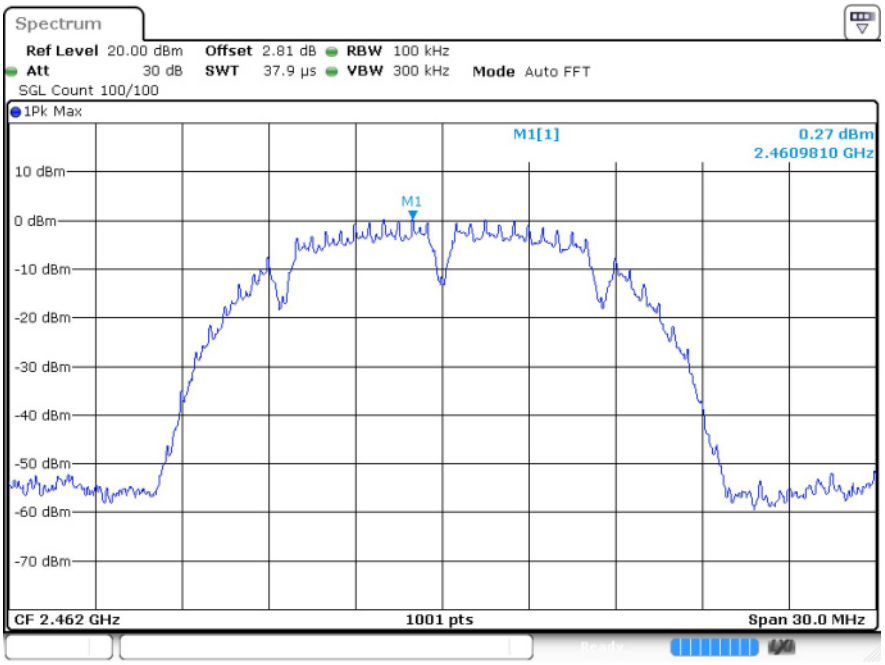

b 2462MHz Ant1 Emission

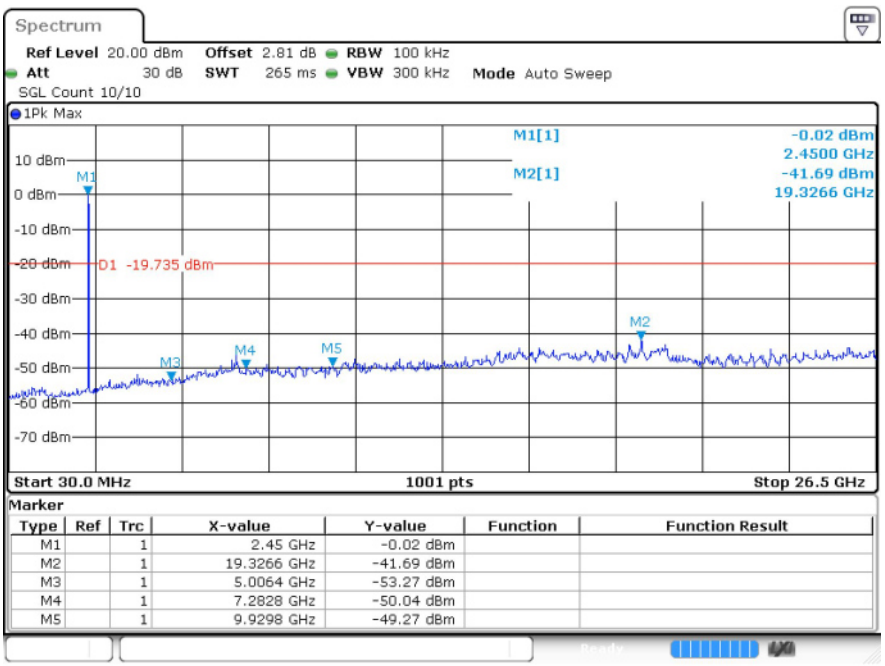

Type	Ref	Trc	X-value	Y-value	Function	Function Result
M1		1	2.45 GHz	-0.02 dBm		
M2		1	19.3266 GHz	-41.69 dBm		
M3		1	5.0064 GHz	-53.27 dBm		
M4		1	7.2828 GHz	-50.04 dBm		
M5		1	9.9298 GHz	-49.27 dBm		

g 2412MHz Ant1 Ref

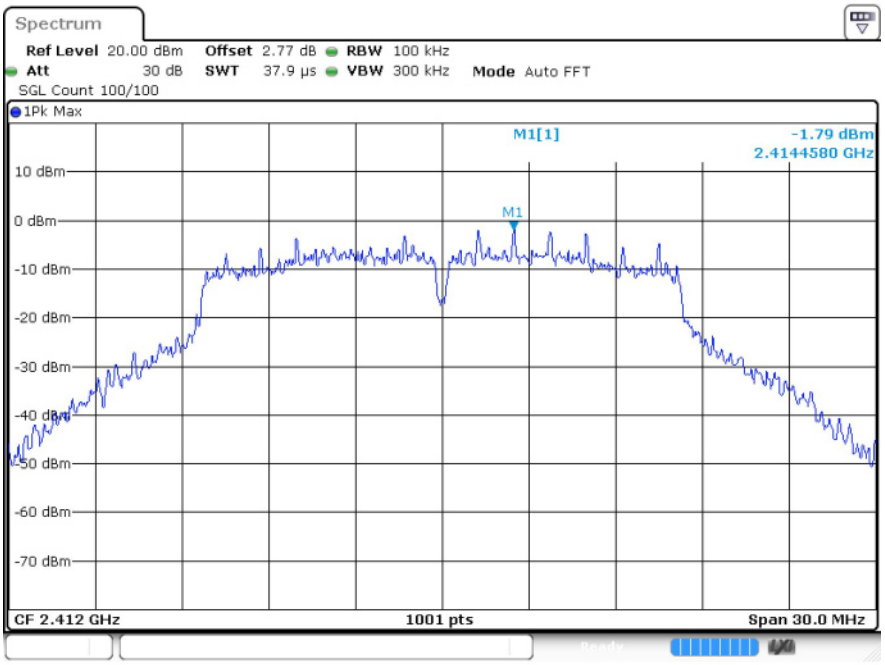

g 2412MHz Ant1 Emission

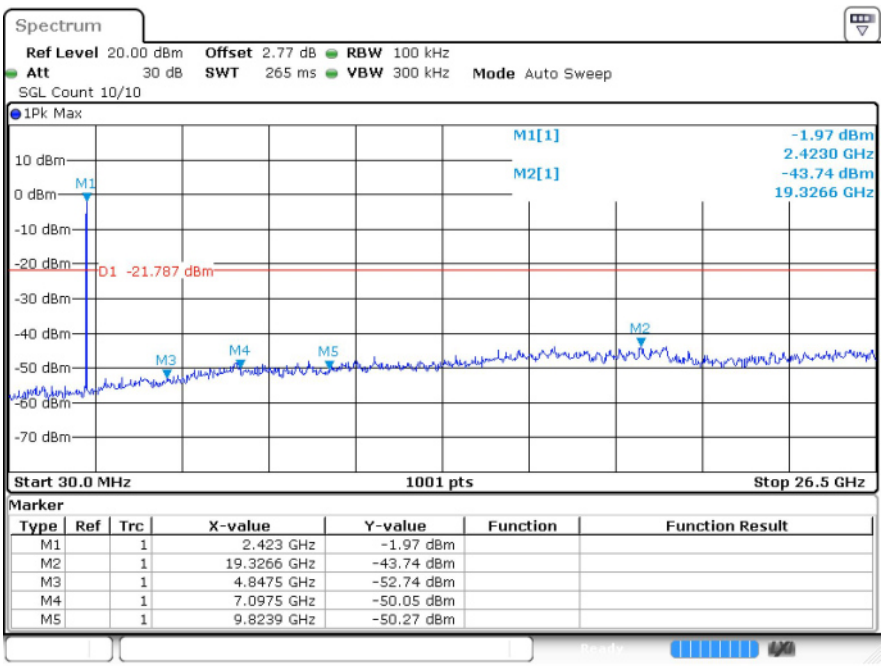

Type	Ref	Trc	X-value	Y-value	Function	Function Result
M1		1	2.423 GHz	-1.97 dBm		
M2		1	19.3266 GHz	-43.74 dBm		
M3		1	4.8475 GHz	-52.74 dBm		
M4		1	7.0975 GHz	-50.05 dBm		
M5		1	9.8239 GHz	-50.27 dBm		

g 2437MHz Ant1 Ref

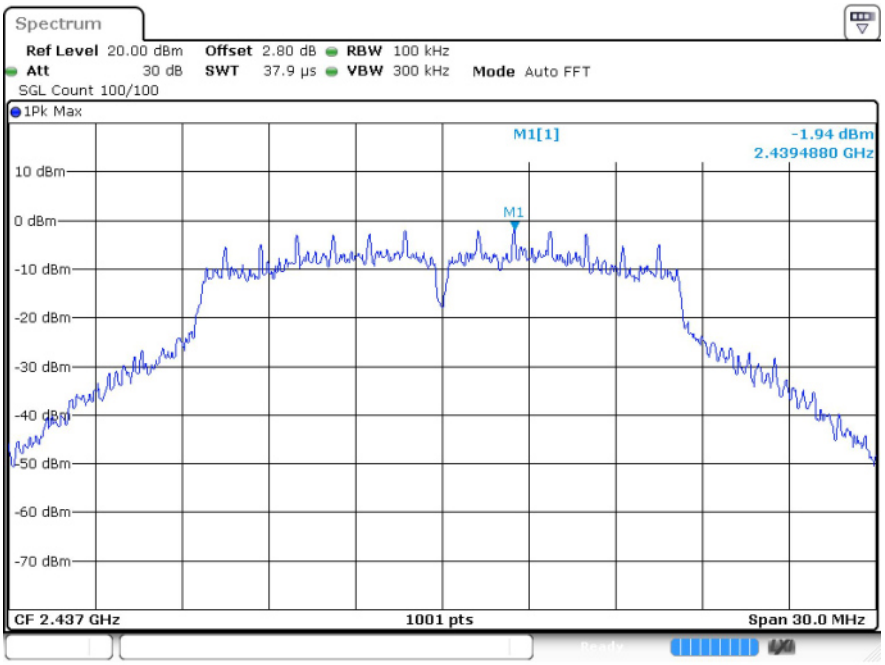

g 2437MHz Ant1 Emission

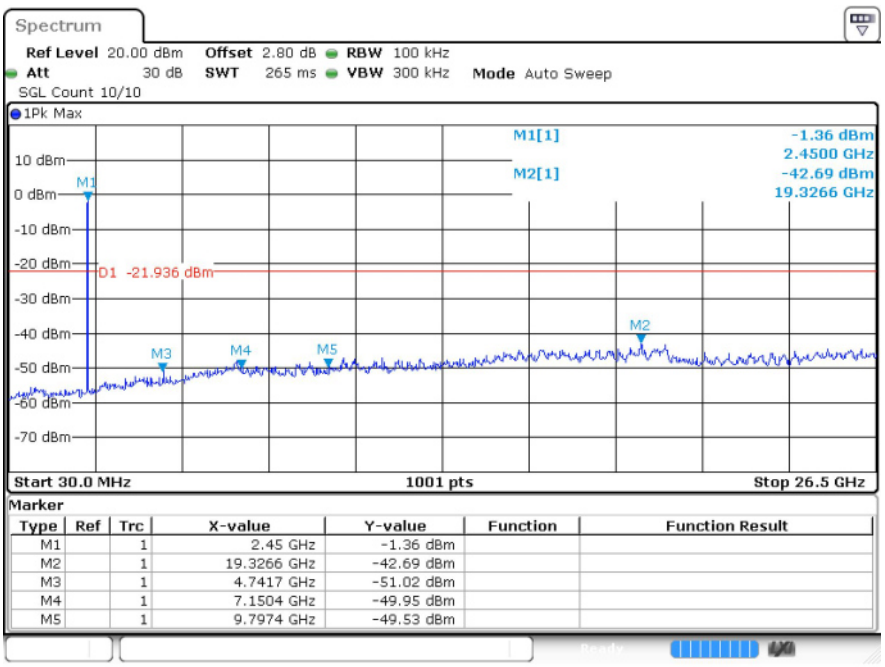

Marker

Type	Ref	Trc	X-value	Y-value	Function	Function Result
M1		1	2.45 GHz	-1.36 dBm		
M2		1	19.3266 GHz	-42.69 dBm		
M3		1	4.7417 GHz	-51.02 dBm		
M4		1	7.1504 GHz	-49.95 dBm		
M5		1	9.7974 GHz	-49.53 dBm		

g 2462MHz Ant1 Ref

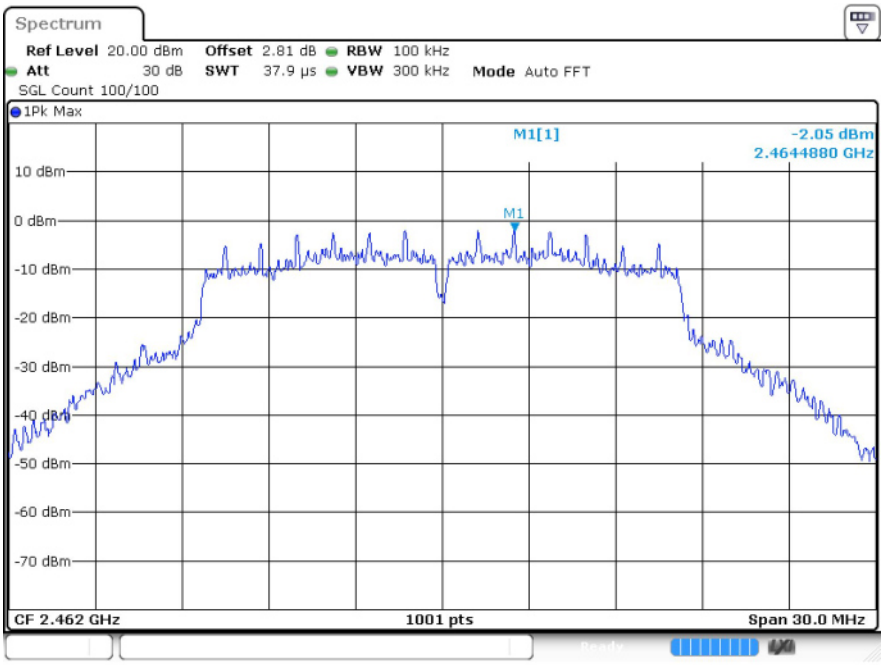

g 2462MHz Ant1 Emission

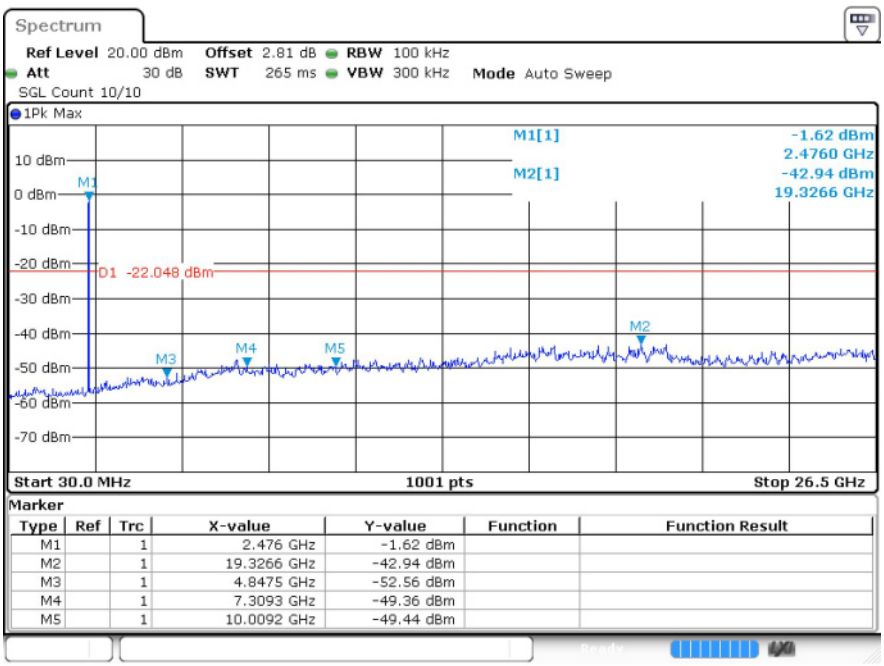

n20 2412MHz Ant1 Ref

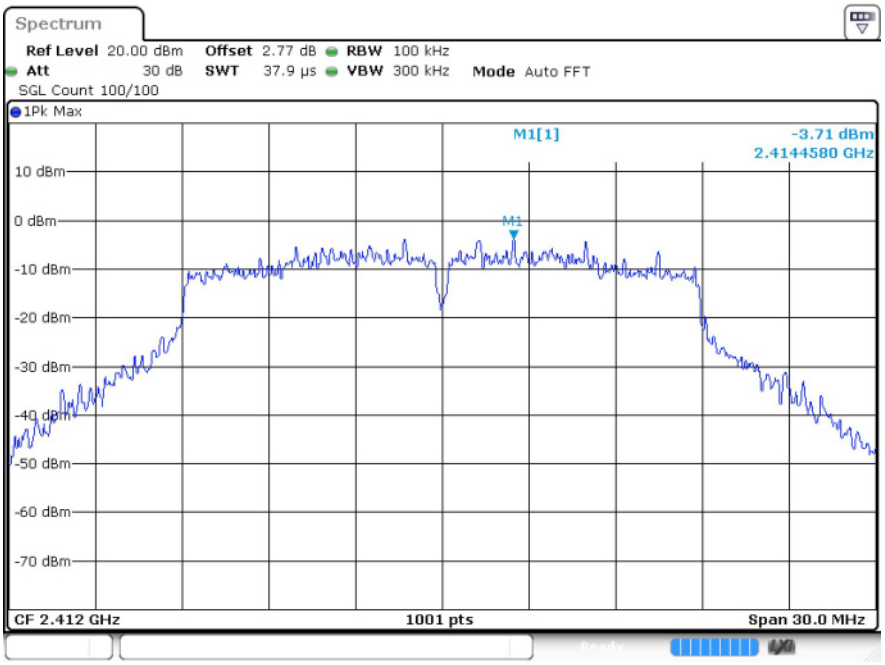

n20 2412MHz Ant1 Emission

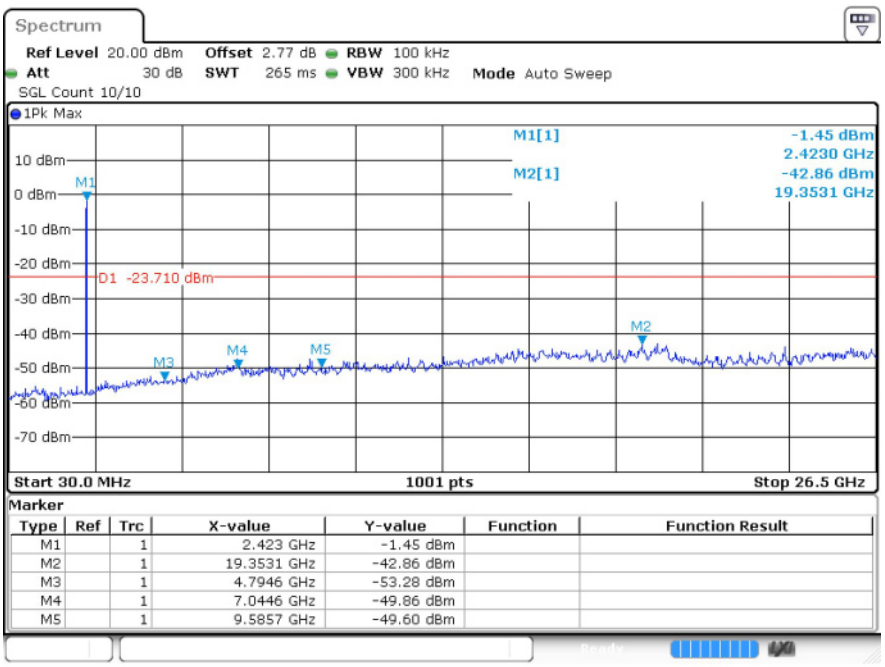

Marker

Type	Ref	Trc	X-value	Y-value	Function	Function Result
M1		1	2.423 GHz	-1.45 dBm		
M2		1	19.3531 GHz	-42.86 dBm		
M3		1	4.7946 GHz	-53.28 dBm		
M4		1	7.0446 GHz	-49.86 dBm		
M5		1	9.5857 GHz	-49.60 dBm		

n20 2437MHz Ant1 Ref

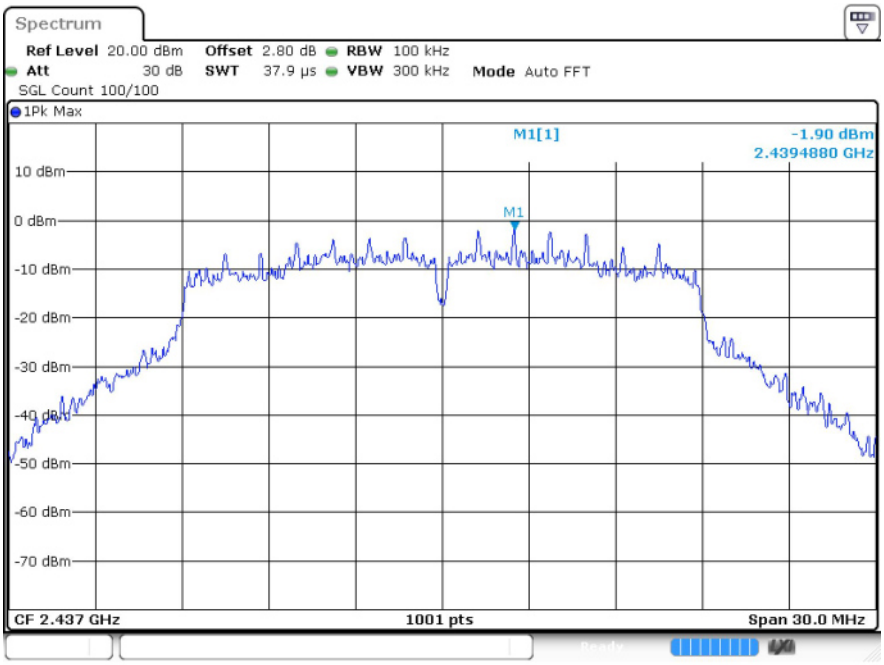

n20 2437MHz Ant1 Emission

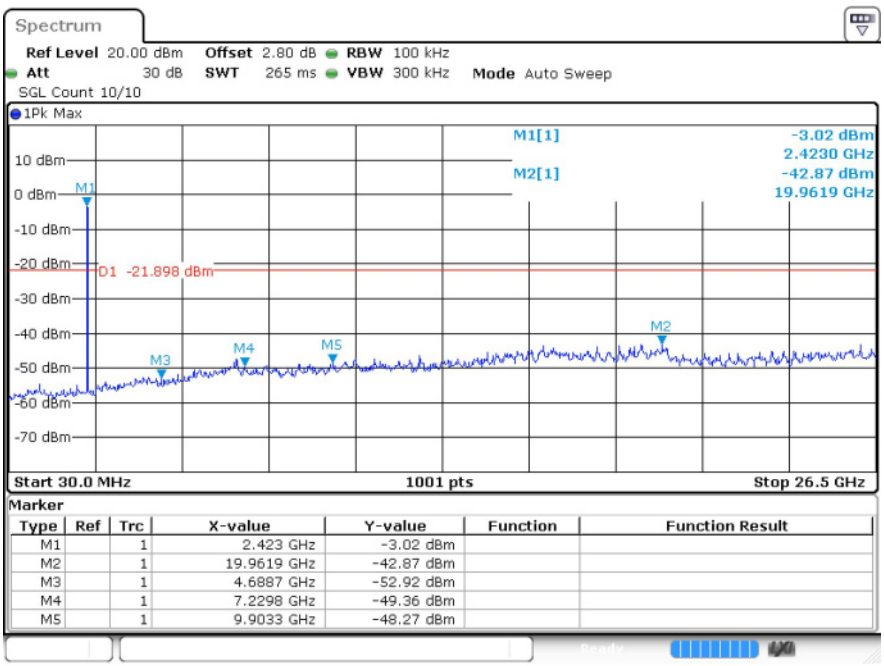

Marker

Type	Ref	Trc	X-value	Y-value	Function	Function Result
M1		1	2.423 GHz	-3.02 dBm		
M2		1	19.9619 GHz	-42.87 dBm		
M3		1	4.6887 GHz	-52.92 dBm		
M4		1	7.2298 GHz	-49.36 dBm		
M5		1	9.9033 GHz	-48.27 dBm		

n20 2462MHz Ant1 Ref

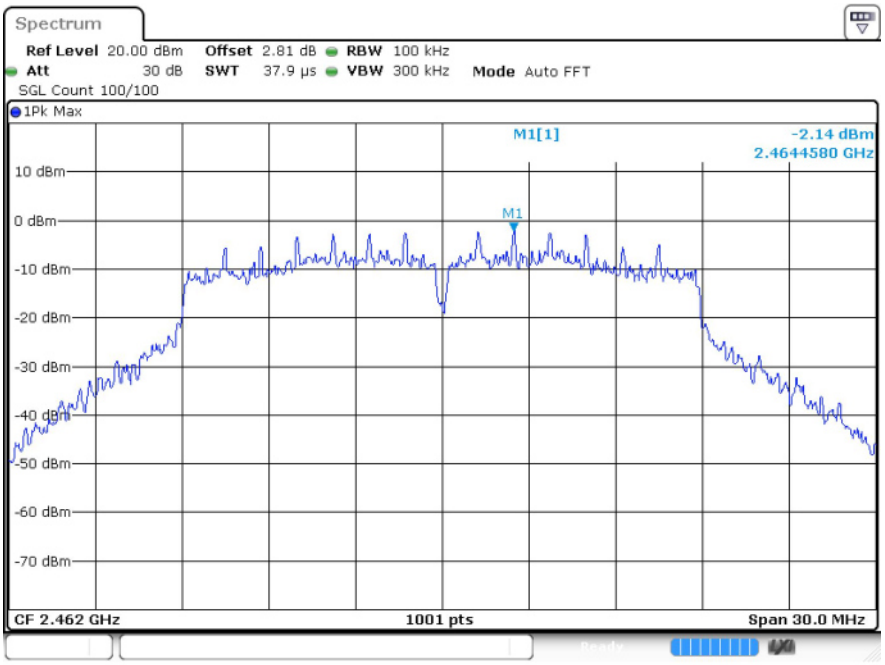

n20 2462MHz Ant1 Emission

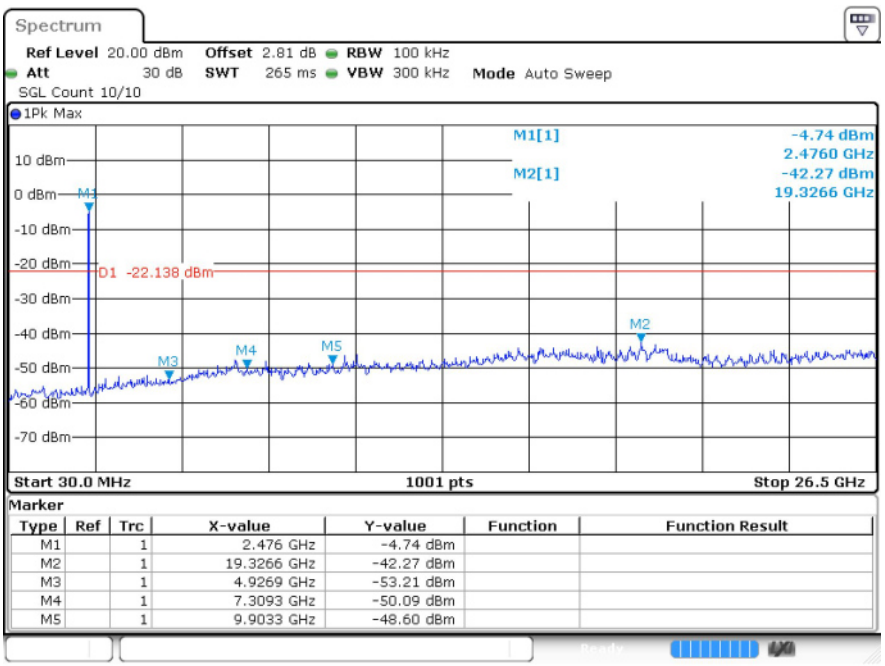

7 Restrict Band

7.1 Test Result

Mode	Frequency (MHz)	Antenna	Spur Freq (MHz)	Power (dBm)	Gain (dBi)	Duty Factor	E (dBuV/m)	Detector	Limit (dBuV/m)	Verdict
b	2412	Ant1	2310	-50.1	3.8	-	48.93	Peak	74	Pass
b	2412	Ant1	2310	-56.27	3.8	0	42.76	Average	54	Pass
b	2412	Ant1	2332.581	-45.83	3.8	-	53.20	Peak	74	Pass
b	2412	Ant1	2342.292	-54.38	3.8	0	44.65	Average	54	Pass
b	2412	Ant1	2390	-48.14	3.8	-	50.89	Peak	74	Pass
b	2412	Ant1	2390	-55.92	3.8	0	43.11	Average	54	Pass
b	2462	Ant1	2483.5	-50.12	3.8	-	48.91	Peak	74	Pass
b	2462	Ant1	2483.5	-54.78	3.8	0	44.25	Average	54	Pass
b	2462	Ant1	2496.343	-46.69	3.8	-	52.34	Peak	74	Pass
b	2462	Ant1	2484.63	-54.48	3.8	0	44.55	Average	54	Pass
b	2462	Ant1	2500	-49.99	3.8	-	49.04	Peak	74	Pass
b	2462	Ant1	2500	-55.66	3.8	0	43.37	Average	54	Pass
g	2412	Ant1	2310	-48.68	3.8	-	50.35	Peak	74	Pass
g	2412	Ant1	2310	-56.68	3.8	0.6	42.95	Average	54	Pass
g	2412	Ant1	2362.65	-45.75	3.8	-	53.28	Peak	74	Pass
g	2412	Ant1	2336.793	-54.1	3.8	0.6	45.53	Average	54	Pass
g	2412	Ant1	2390	-49.85	3.8	-	49.18	Peak	74	Pass
g	2412	Ant1	2390	-56.51	3.8	0.6	43.12	Average	54	Pass
g	2462	Ant1	2483.5	-47.68	3.8	-	51.35	Peak	74	Pass
g	2462	Ant1	2483.5	-55.71	3.8	0.61	43.93	Average	54	Pass
g	2462	Ant1	2496.343	-46.15	3.8	-	52.88	Peak	74	Pass
g	2462	Ant1	2487.704	-55.29	3.8	0.61	44.35	Average	54	Pass
g	2462	Ant1	2500	-49.68	3.8	-	49.35	Peak	74	Pass
g	2462	Ant1	2500	-56.99	3.8	0.61	42.65	Average	54	Pass
n20	2412	Ant1	2310	-48.56	3.8	-	50.47	Peak	74	Pass
n20	2412	Ant1	2310	-55.99	3.8	0.58	43.62	Average	54	Pass
n20	2412	Ant1	2341.122	-45.77	3.8	-	53.26	Peak	74	Pass
n20	2412	Ant1	2337.261	-54.17	3.8	0.58	45.44	Average	54	Pass
n20	2412	Ant1	2390	-50.74	3.8	-	48.29	Peak	74	Pass
n20	2412	Ant1	2390	-57.19	3.8	0.58	42.42	Average	54	Pass
n20	2462	Ant1	2483.5	-50.25	3.8	-	48.78	Peak	74	Pass
n20	2462	Ant1	2483.5	-55.47	3.8	0.57	44.13	Average	54	Pass
n20	2462	Ant1	2497.933	-46.39	3.8	-	52.64	Peak	74	Pass
n20	2462	Ant1	2493.481	-55.28	3.8	0.57	44.32	Average	54	Pass

n20	2462	Ant1	2500	-50.66	3.8	-	48.37	Peak	74	Pass
n20	2462	Ant1	2500	-56.78	3.8	0.57	42.82	Average	54	Pass

7.2 Test Graphs

Test Graphs

b 2412MHz Ant1 Peak

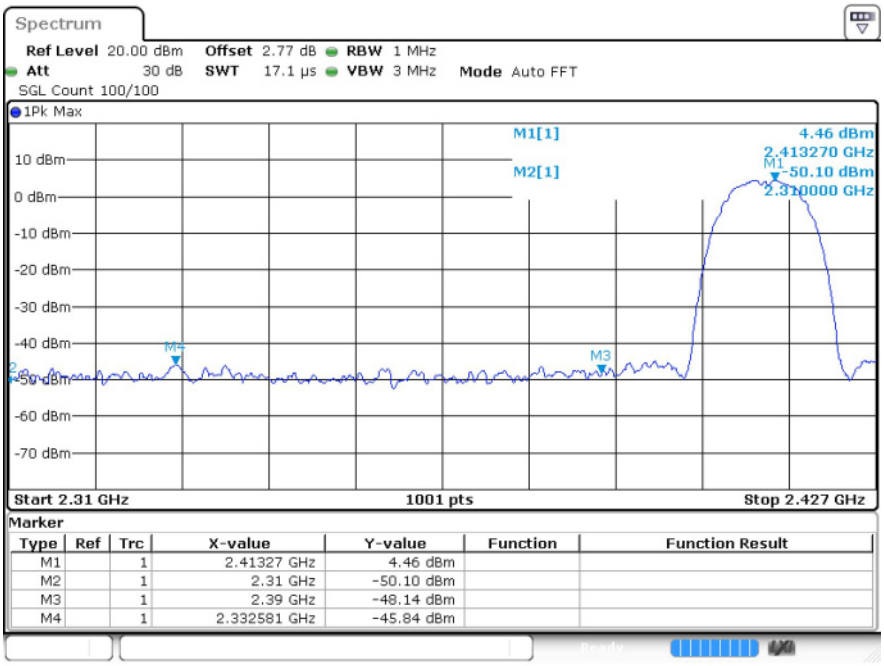

b 2412MHz Ant1 Average

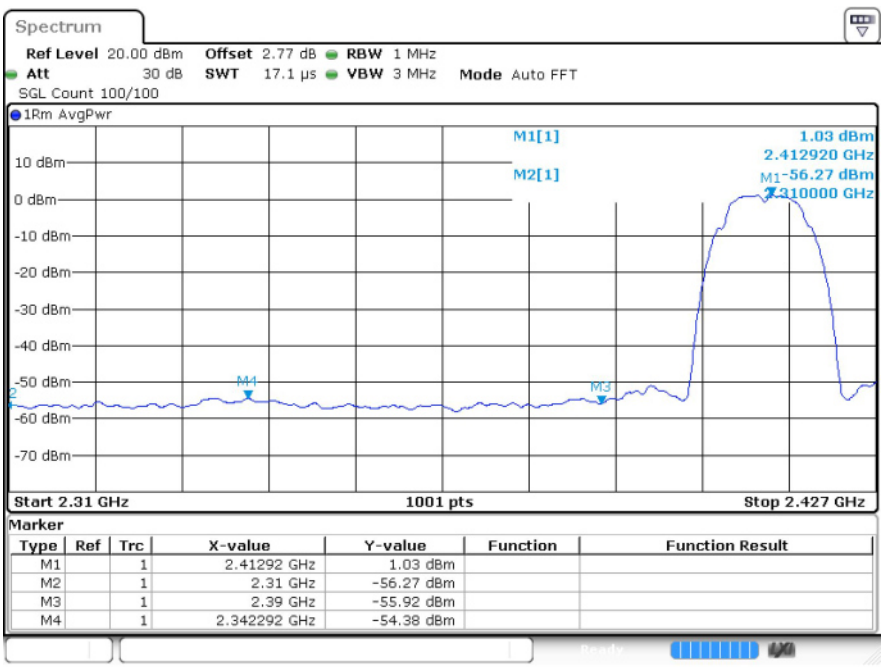

b 2462MHz Ant1 Peak

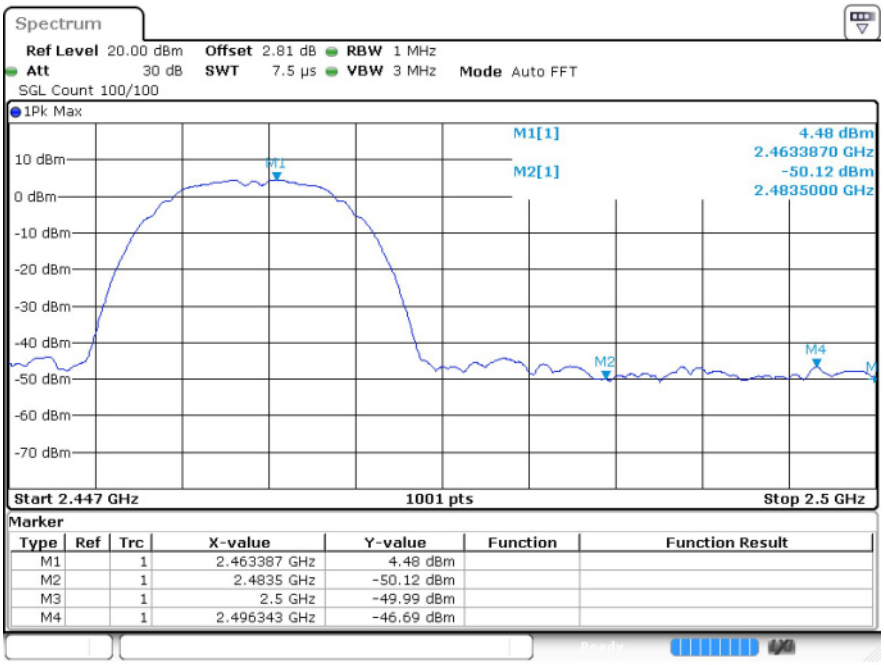

b 2462MHz Ant1 Average

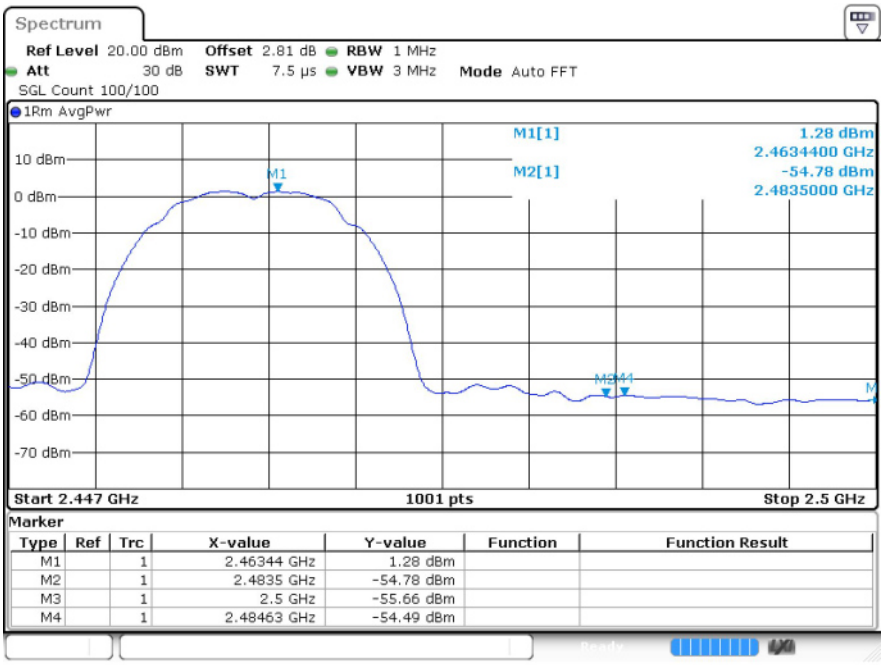

g 2412MHz Ant1 Peak

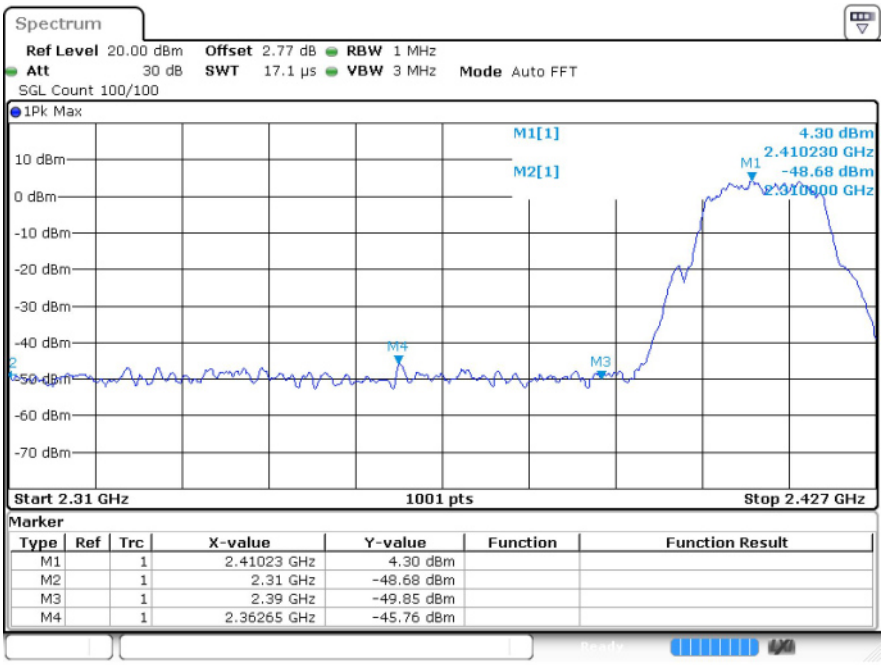

g 2412MHz Ant1 Average

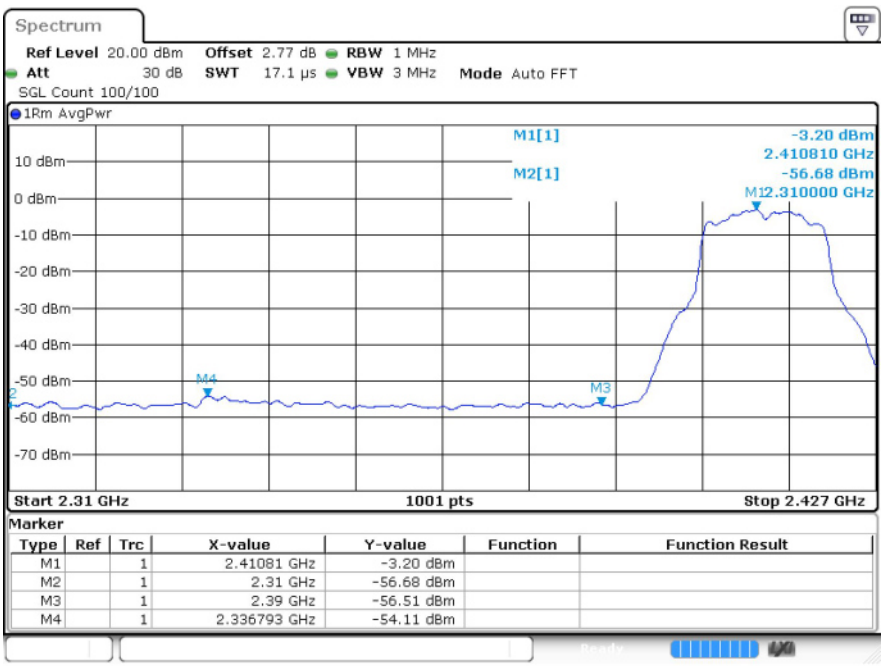

g 2462MHz Ant1 Peak

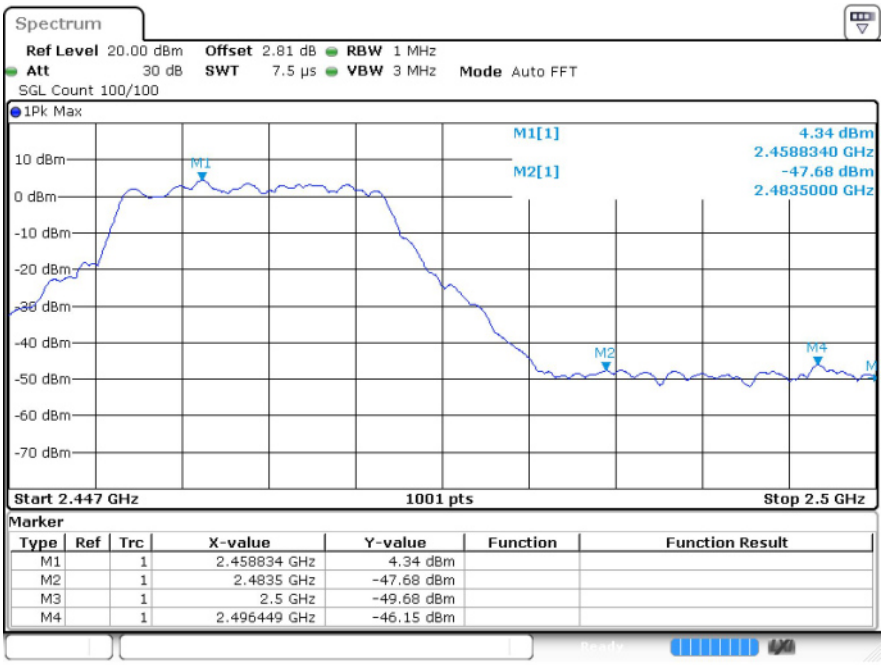

g 2462MHz Ant1 Average

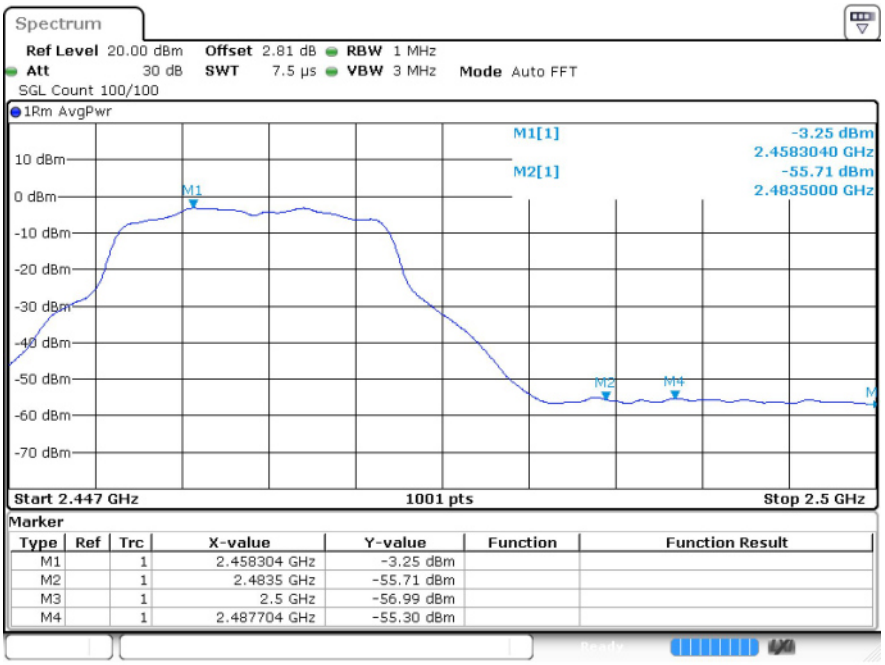

n20 2412MHz Ant1 Peak

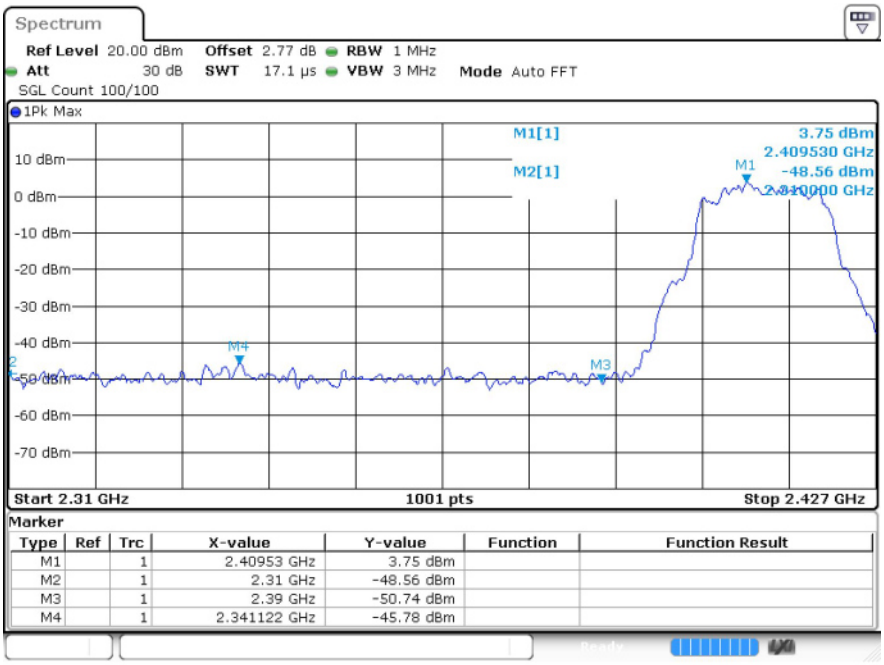

n20 2412MHz Ant1 Average

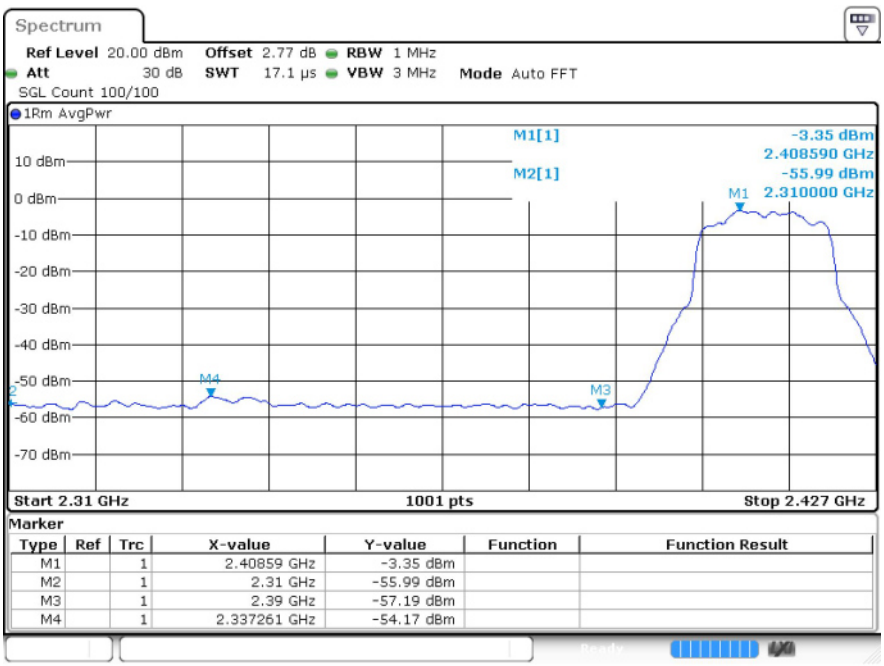

n20 2462MHz Ant1 Peak

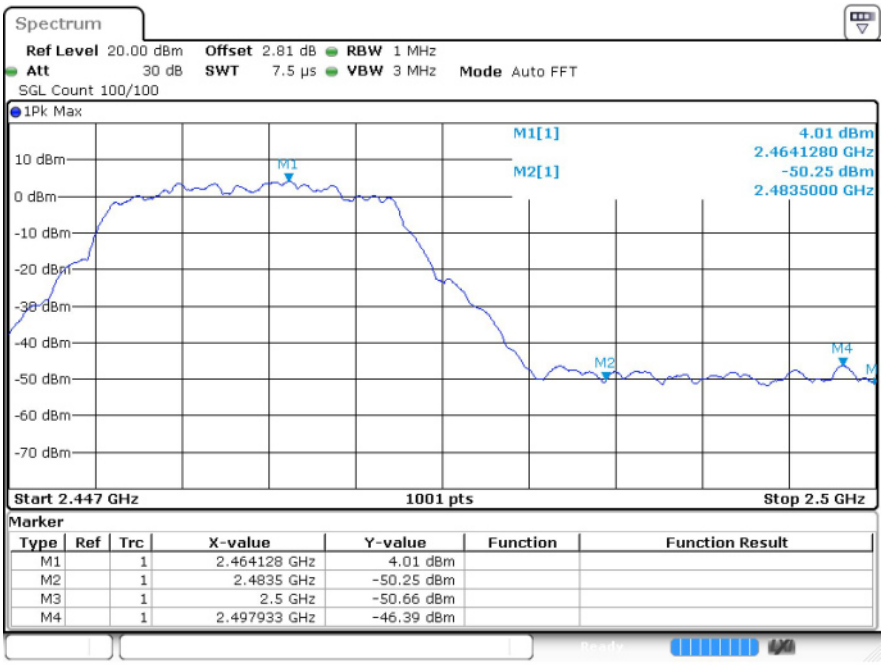

n20 2462MHz Ant1 Average

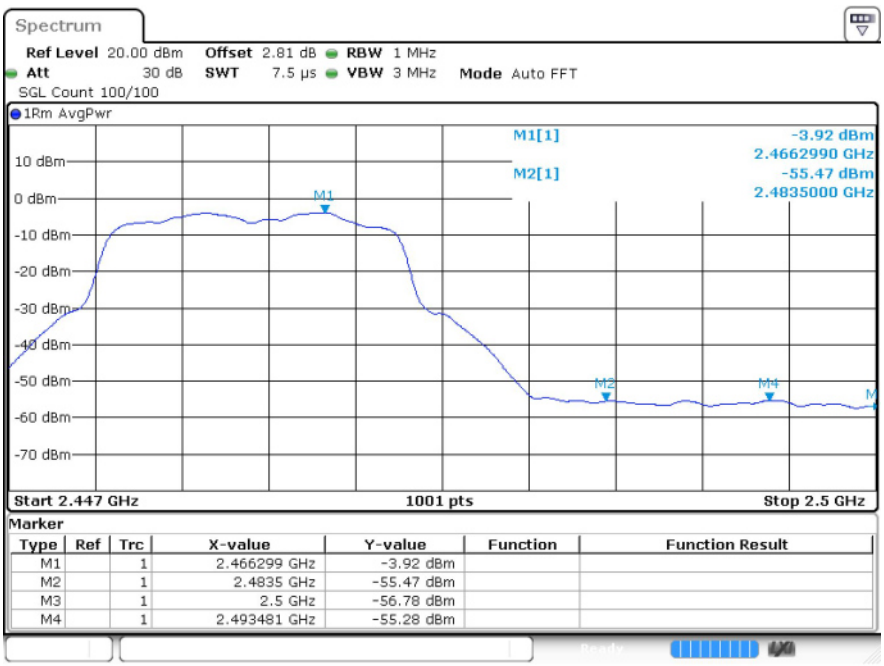

---The End---