n20 2412MHz Ant1 Ref

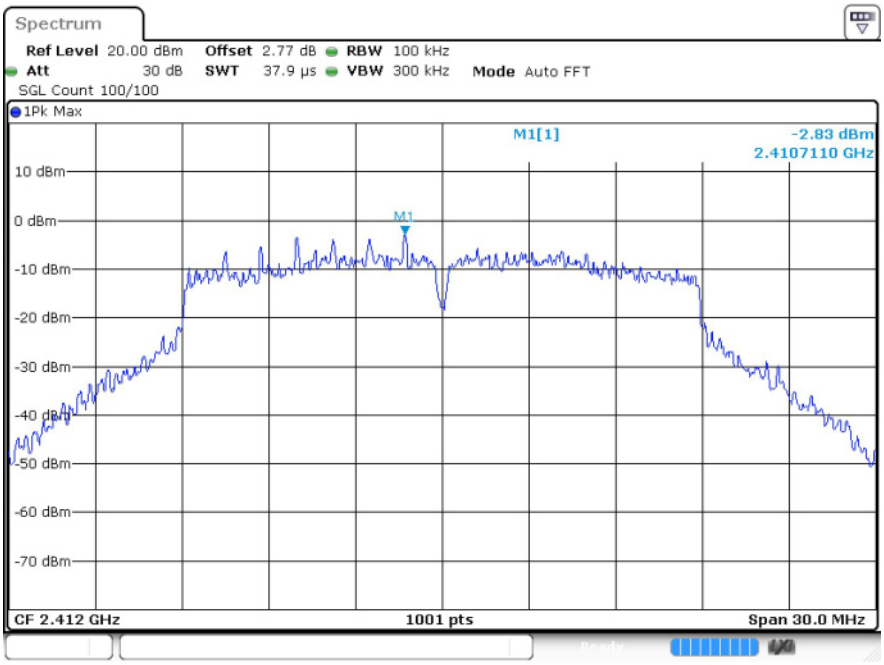

n20 2412MHz Ant1 Emission

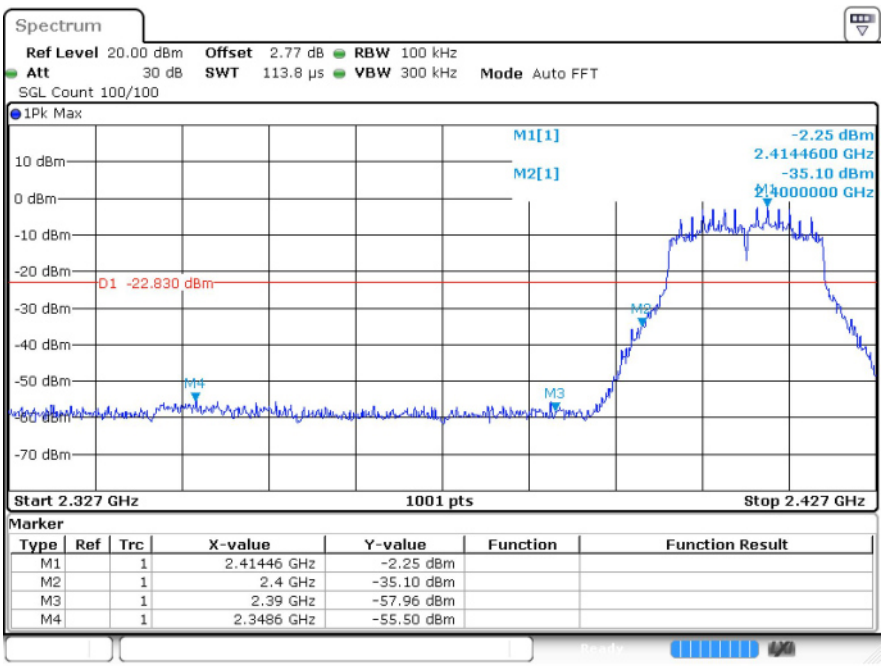

Marker

Type	Ref	Trc	X-value	Y-value	Function	Function Result
M1		1	2.41446 GHz	-2.25 dBm		
M2		1	2.4 GHz	-35.10 dBm		
M3		1	2.39 GHz	-57.96 dBm		
M4		1	2.3486 GHz	-55.50 dBm		

n20 2462MHz Ant1 Ref

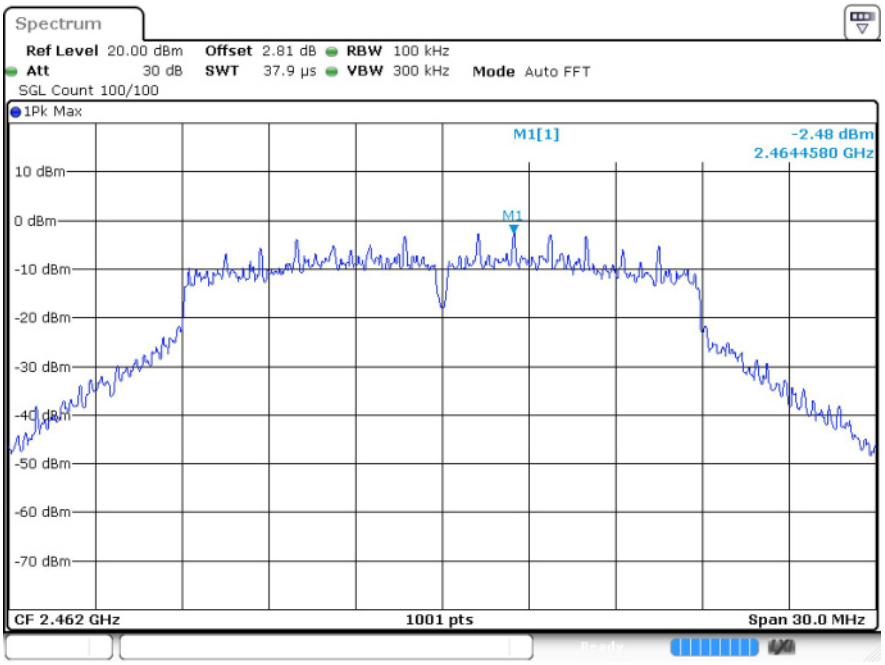

n20 2462MHz Ant1 Emission

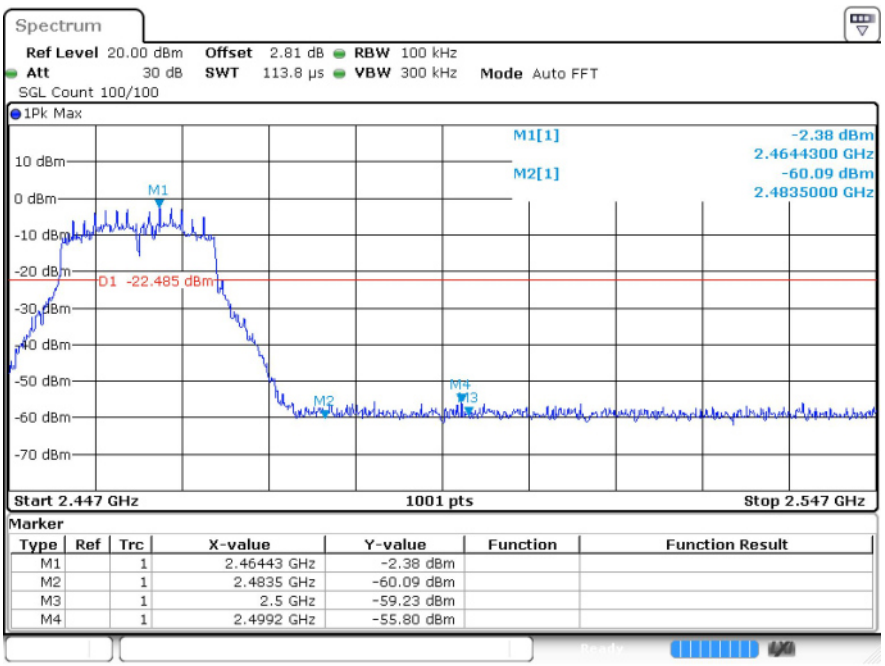

6 Conducted RF Spurious Emission

6.1 Test Result

Mode	Frequency (MHz)	Antenna	Max Value (dBc)	Limit (dBc)	Verdict
b	2412	Ant1	-43.22	-20	Pass
b	2437	Ant1	-42.73	-20	Pass
b	2462	Ant1	-41.94	-20	Pass
g	2412	Ant1	-41.27	-20	Pass
g	2437	Ant1	-41.27	-20	Pass
g	2462	Ant1	-41.32	-20	Pass
n20	2412	Ant1	-40.78	-20	Pass
n20	2437	Ant1	-40.62	-20	Pass
n20	2462	Ant1	-40.28	-20	Pass

6.2 Test Graphs

Test Graphs

b 2412MHz Ant1 Ref

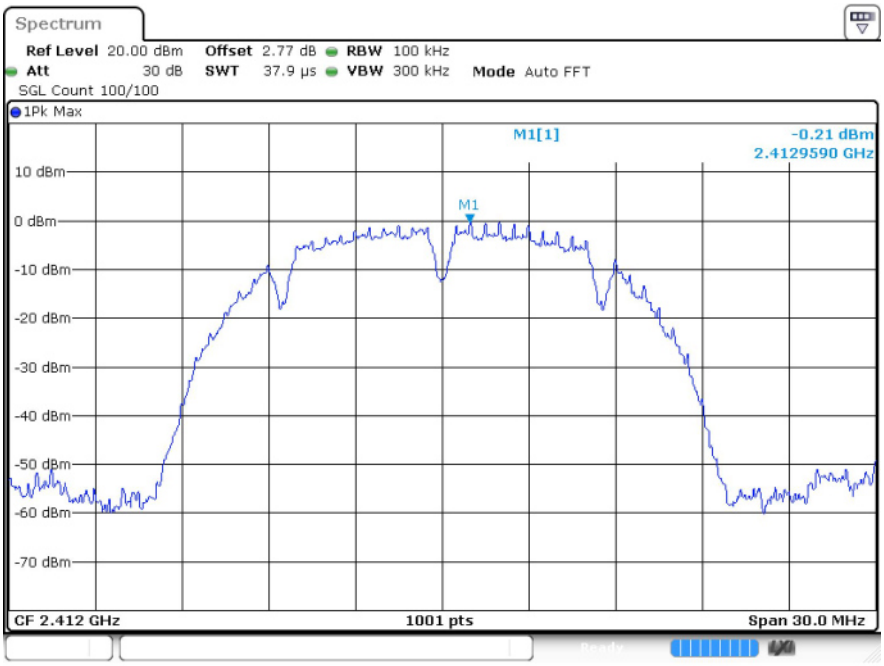

b 2412MHz Ant1 Emission

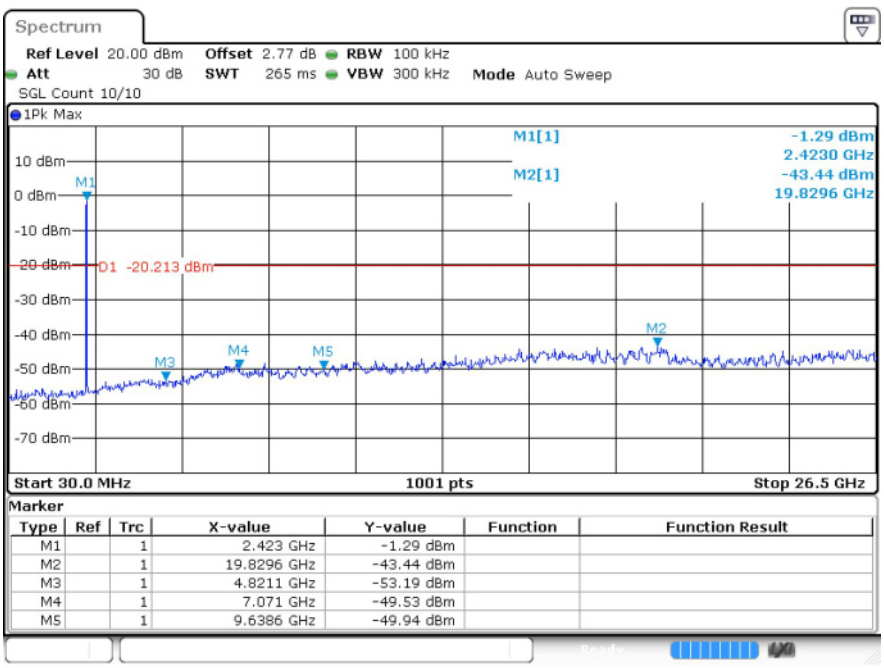

Type	Ref	Trc	X-value	Y-value	Function	Function Result
M1		1	2.423 GHz	-1.29 dBm		
M2		1	19.8296 GHz	-43.44 dBm		
M3		1	4.8211 GHz	-53.19 dBm		
M4		1	7.071 GHz	-49.53 dBm		
M5		1	9.6386 GHz	-49.94 dBm		

b 2437MHz Ant1 Ref

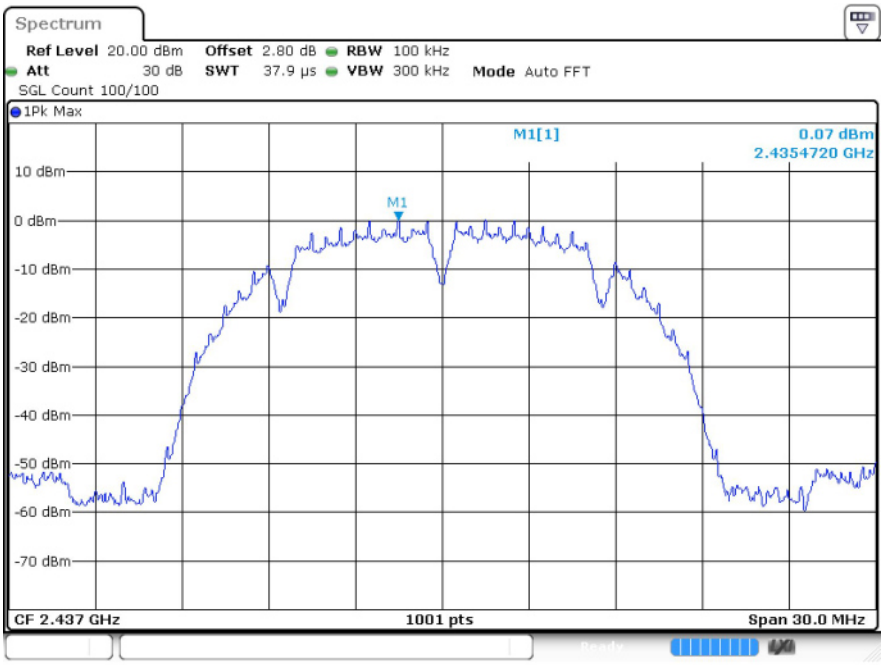

b 2437MHz Ant1 Emission

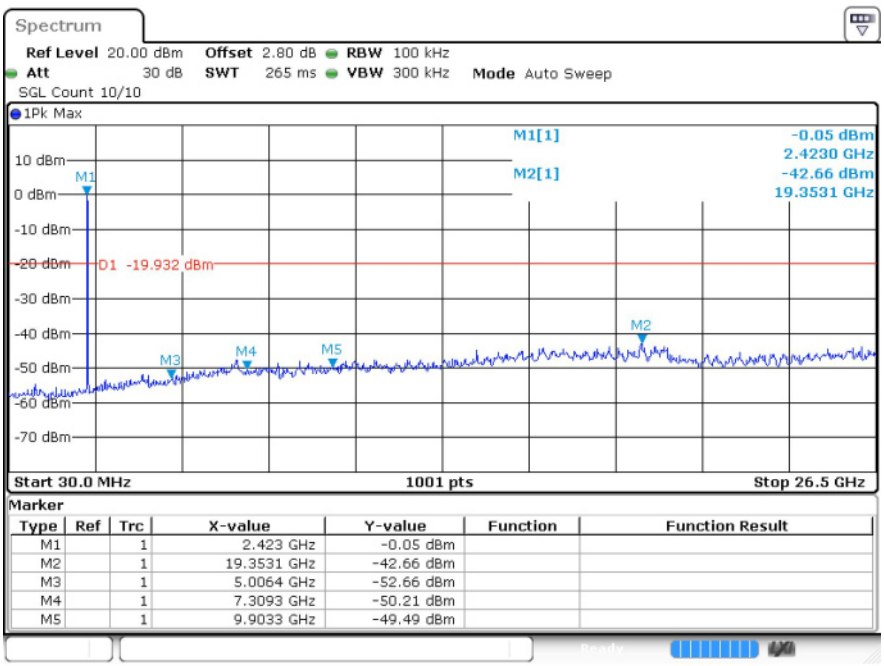

b 2462MHz Ant1 Ref

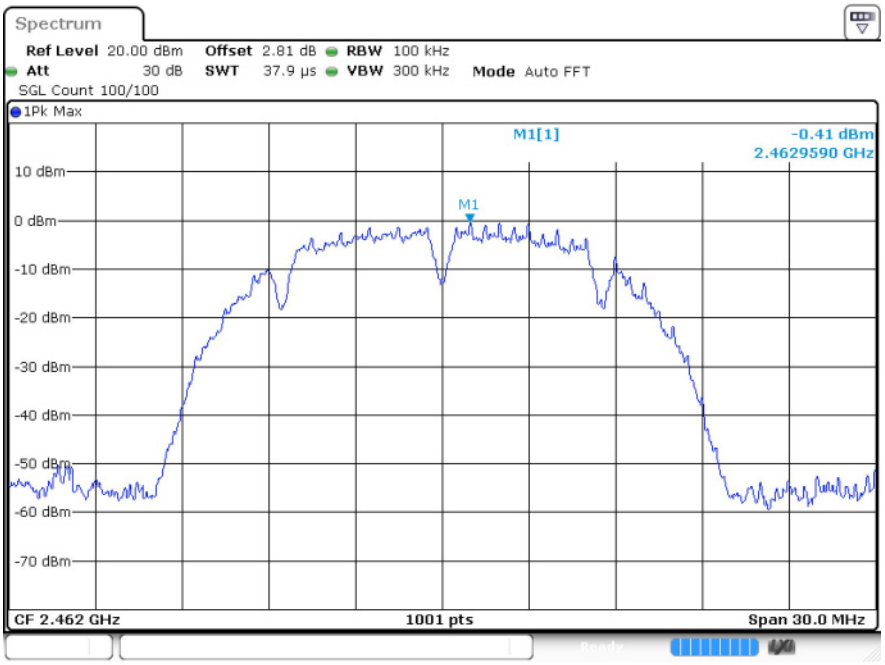

b 2462MHz Ant1 Emission

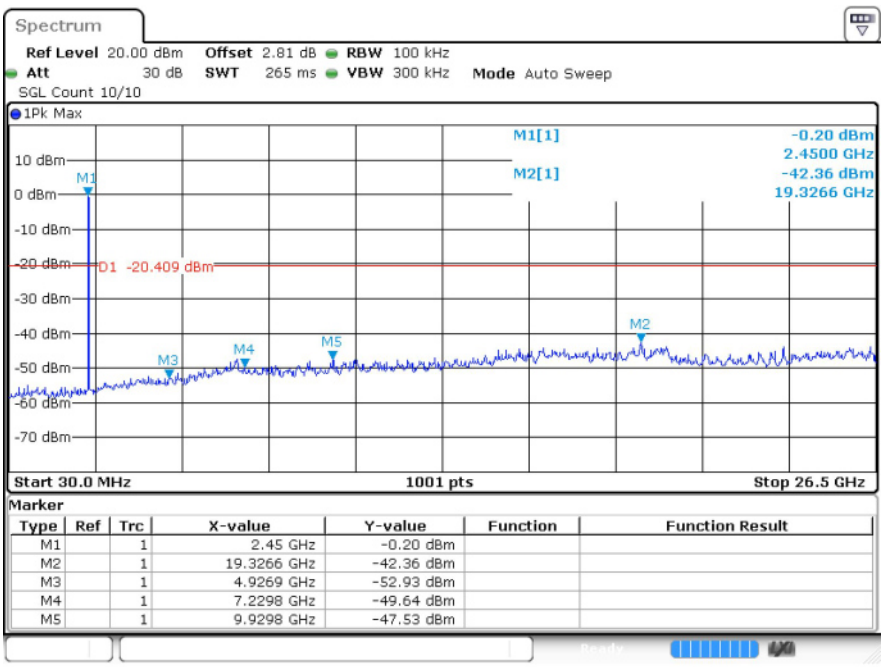

g 2412MHz Ant1 Ref

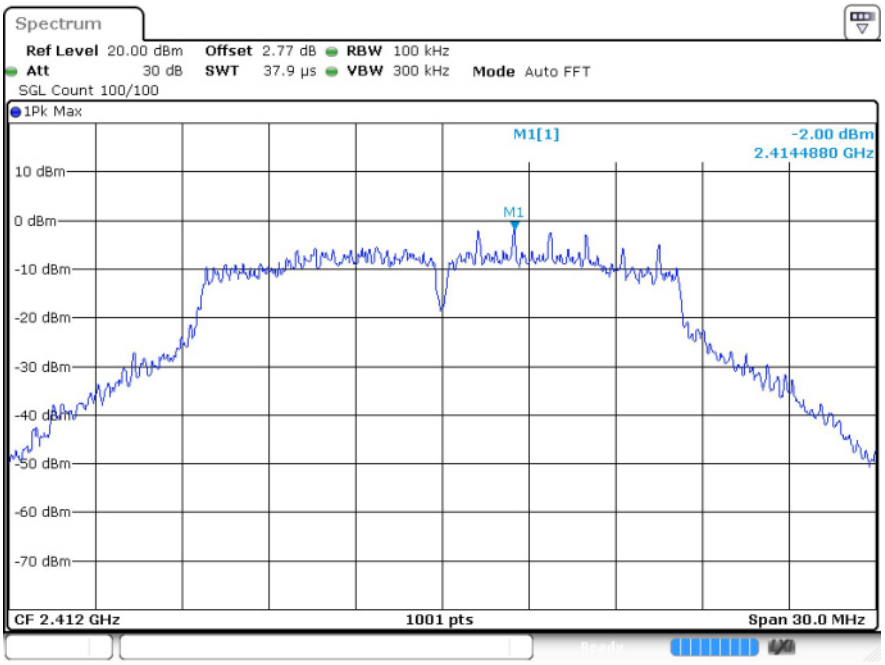

g 2412MHz Ant1 Emission

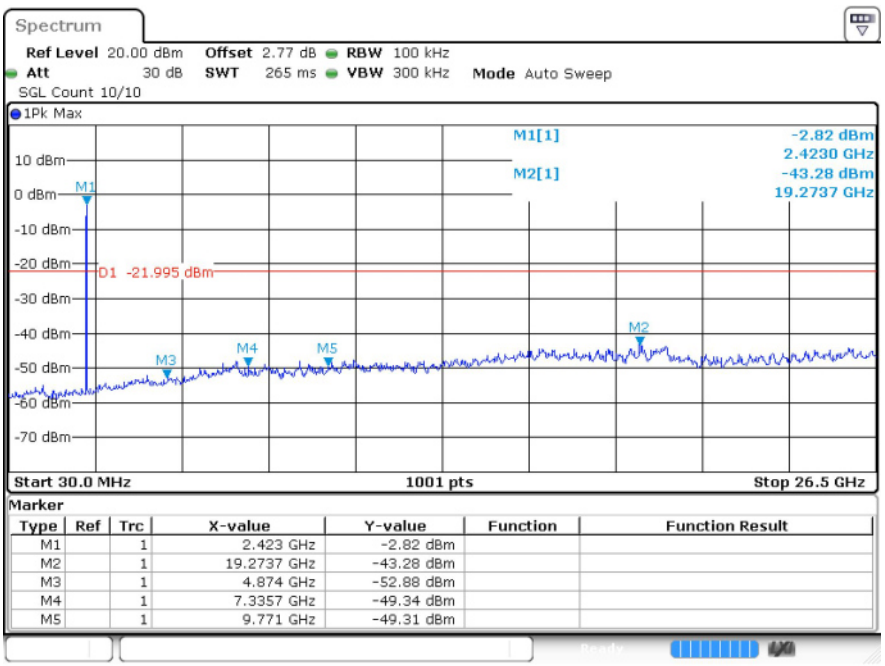

g 2437MHz Ant1 Ref

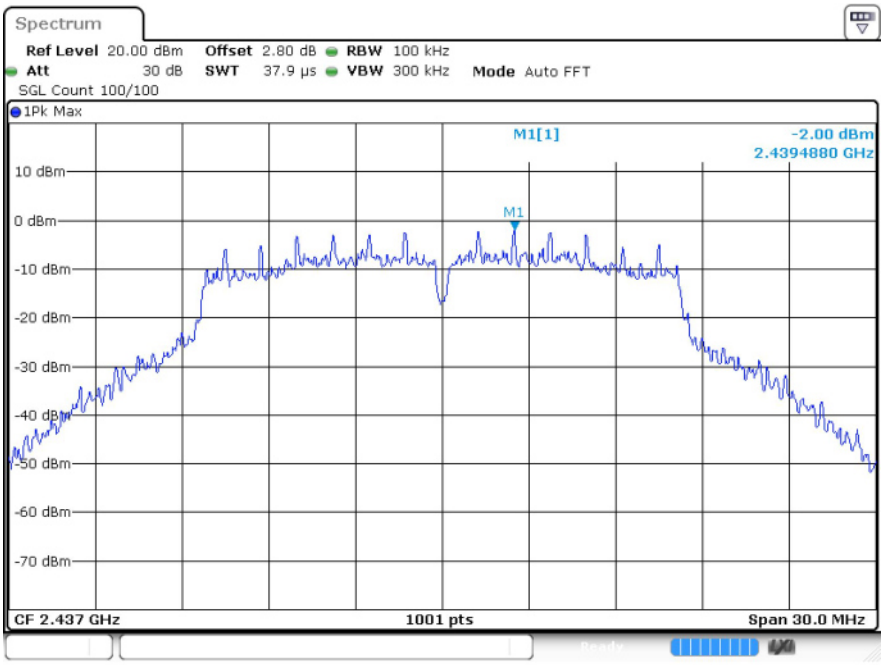

g 2437MHz Ant1 Emission

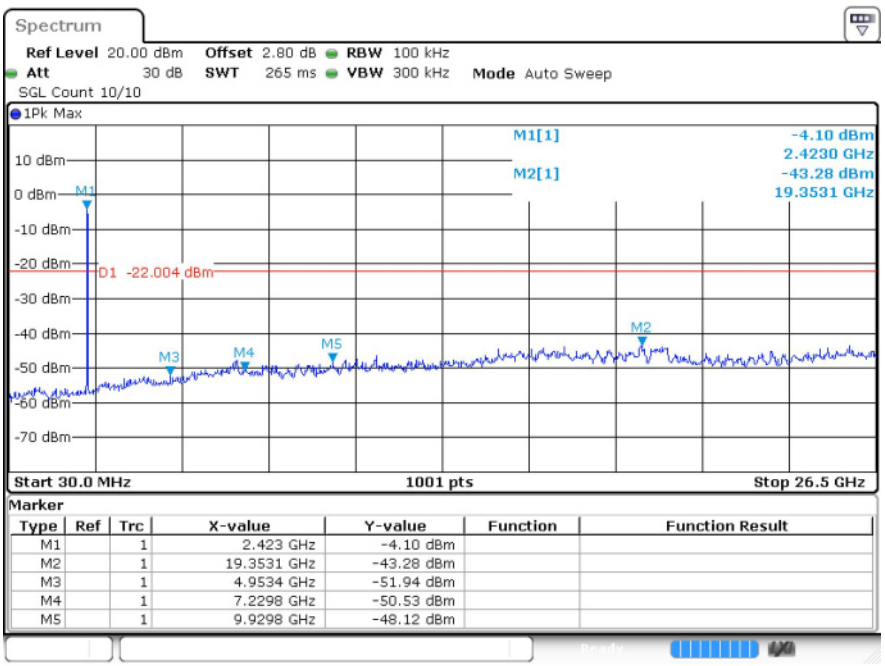

Type	Ref	Trc	X-value	Y-value	Function	Function Result
M1		1	2.423 GHz	-4.10 dBm		
M2		1	19.3531 GHz	-43.28 dBm		
M3		1	4.9534 GHz	-51.94 dBm		
M4		1	7.2298 GHz	-50.53 dBm		
M5		1	9.9298 GHz	-48.12 dBm		

g 2462MHz Ant1 Ref

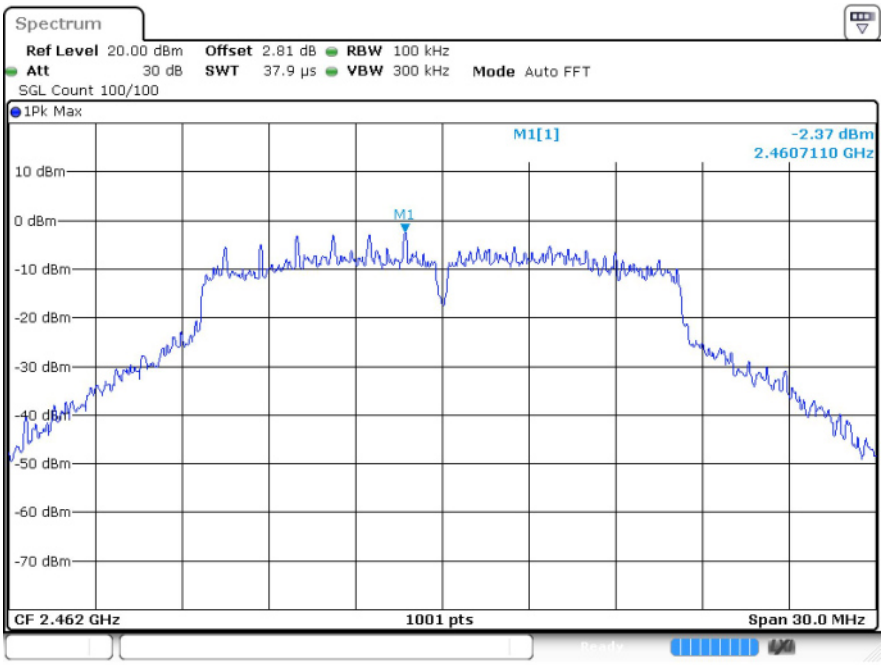

g 2462MHz Ant1 Emission

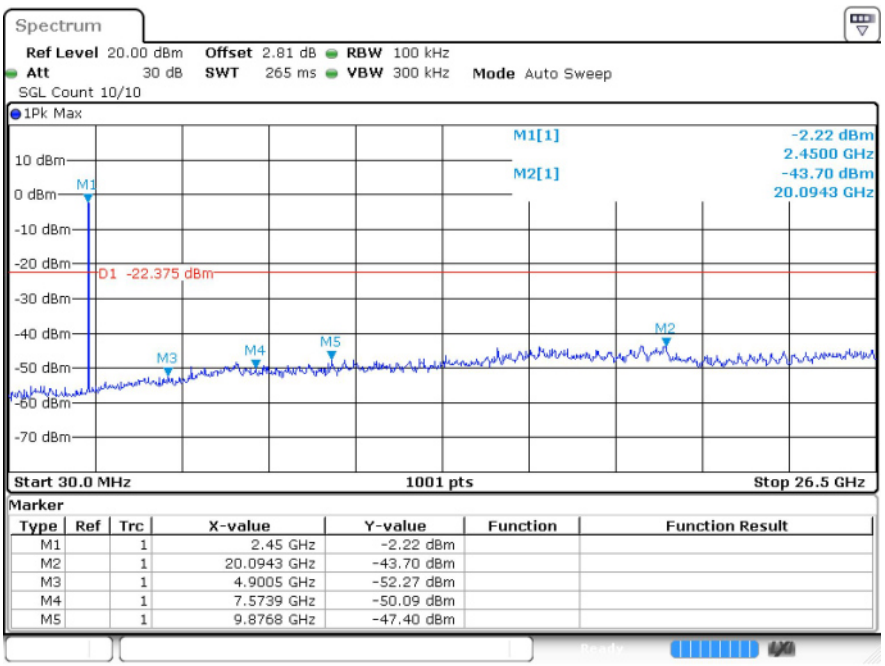

Marker

Type	Ref	Trc	X-value	Y-value	Function	Function Result
M1		1	2.45 GHz	-2.22 dBm		
M2		1	20.0943 GHz	-43.70 dBm		
M3		1	4.9005 GHz	-52.27 dBm		
M4		1	7.5739 GHz	-50.09 dBm		
M5		1	9.8768 GHz	-47.40 dBm		

n20 2412MHz Ant1 Ref

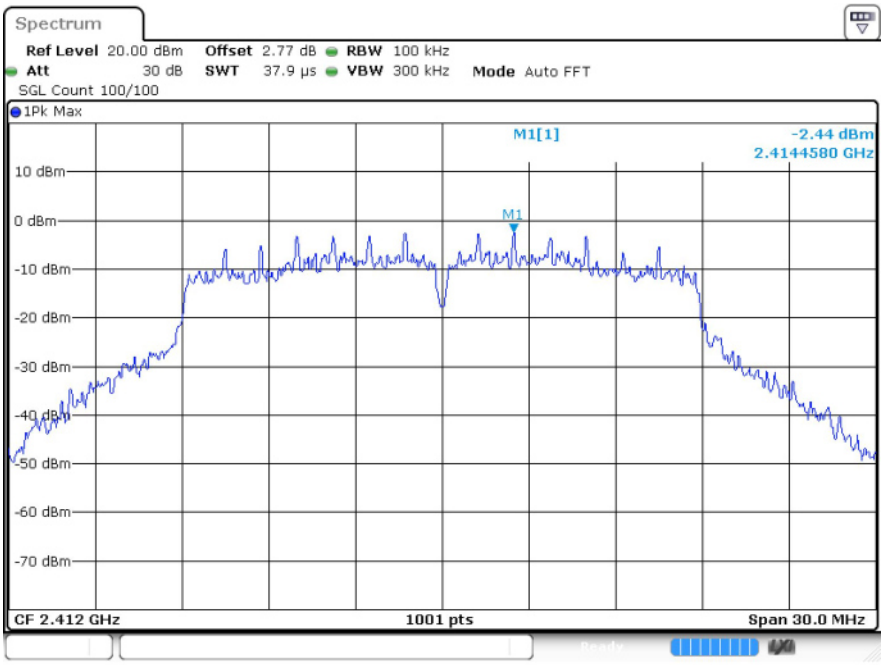

n20 2412MHz Ant1 Emission

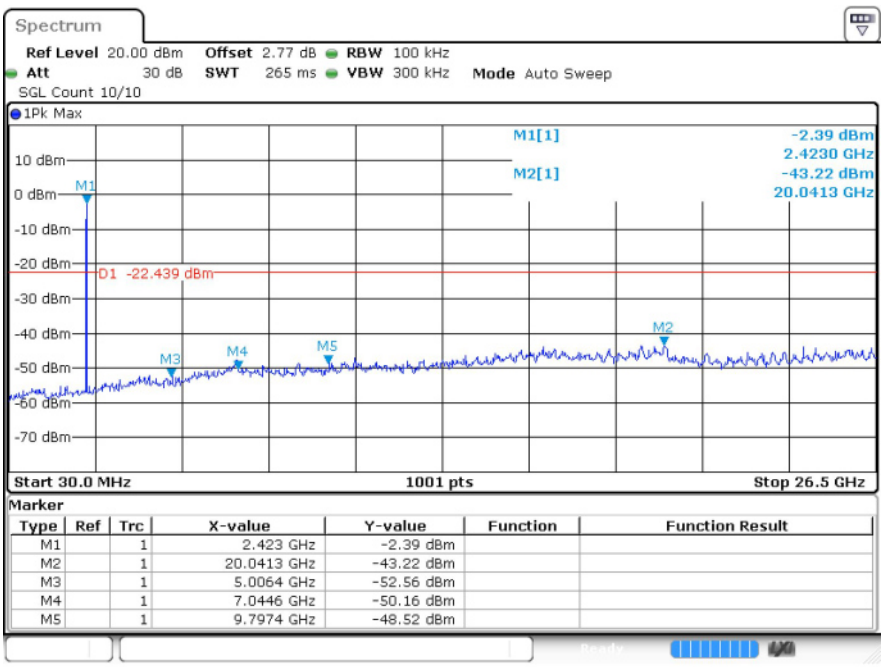

Marker

Type	Ref	Trc	X-value	Y-value	Function	Function Result
M1		1	2.423 GHz	-2.39 dBm		
M2		1	20.0413 GHz	-43.22 dBm		
M3		1	5.0064 GHz	-52.56 dBm		
M4		1	7.0446 GHz	-50.16 dBm		
M5		1	9.7974 GHz	-48.52 dBm		

n20 2437MHz Ant1 Ref

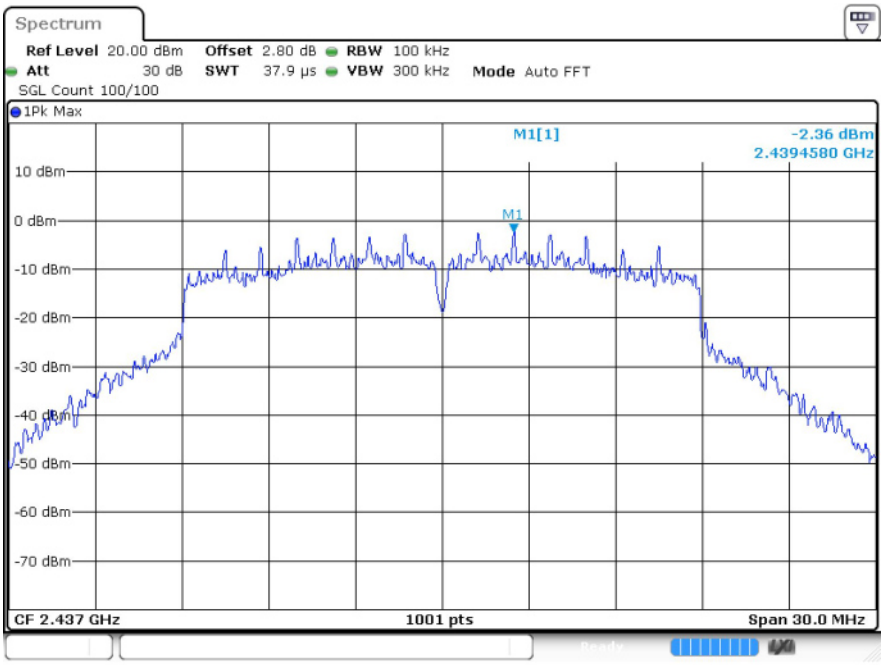

n20 2437MHz Ant1 Emission

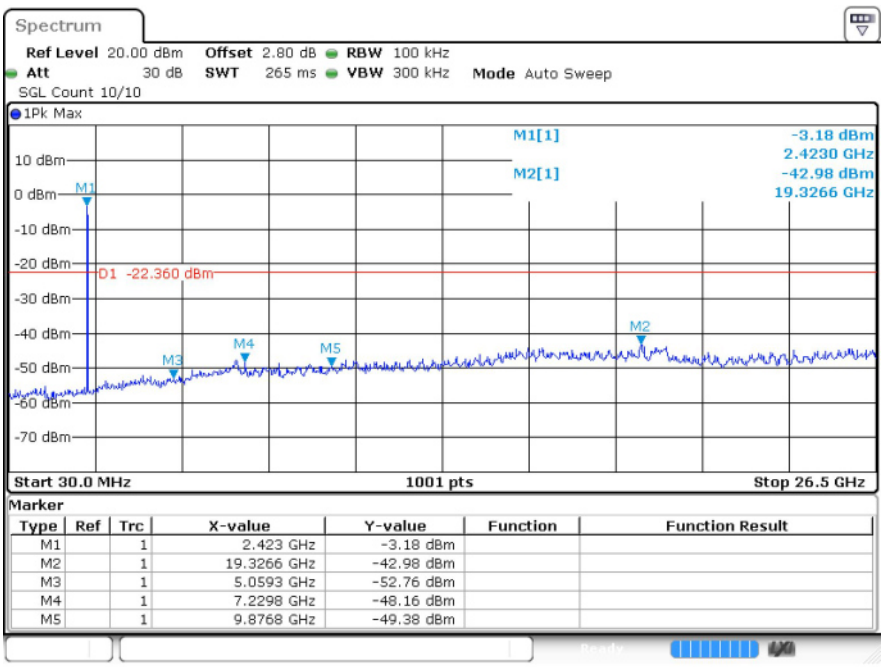

Marker

Type	Ref	Trc	X-value	Y-value	Function	Function Result
M1		1	2.423 GHz	-3.18 dBm		
M2		1	19.3266 GHz	-42.98 dBm		
M3		1	5.0593 GHz	-52.76 dBm		
M4		1	7.2298 GHz	-48.16 dBm		
M5		1	9.8768 GHz	-49.38 dBm		

n20 2462MHz Ant1 Ref

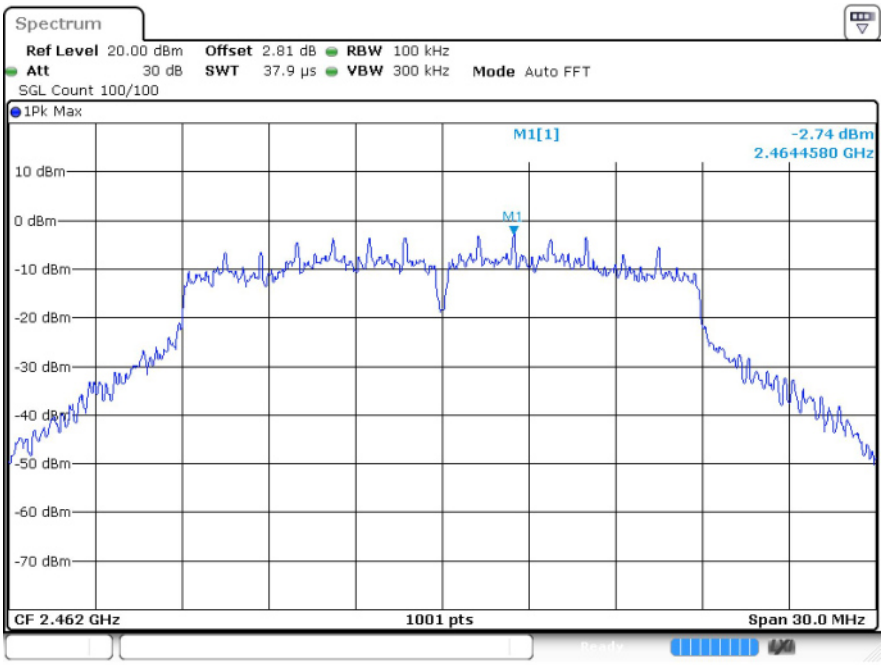

n20 2462MHz Ant1 Emission

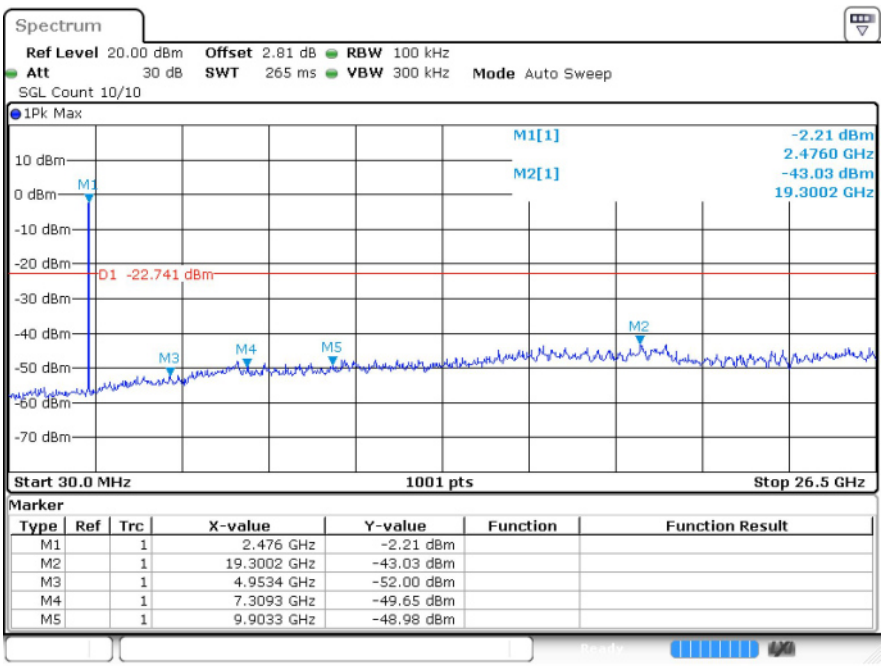

7 Restrict Band

7.1 Test Result

Mode	Frequency (MHz)	Antenna	Spur Freq (MHz)	Power (dBm)	Gain (dBi)	Duty Factor	E (dBuV/m)	Detector	Limit (dBuV/m)	Verdict
b	2412	Ant1	2310	-47.97	3.8	-	51.06	Peak	74	Pass
b	2412	Ant1	2310	-56.75	3.8	0	42.28	Average	54	Pass
b	2412	Ant1	2336.676	-44.5	3.8	-	54.53	Peak	74	Pass
b	2412	Ant1	2336.559	-54.09	3.8	0	44.94	Average	54	Pass
b	2412	Ant1	2390	-47.19	3.8	-	51.84	Peak	74	Pass
b	2412	Ant1	2390	-55.94	3.8	0	43.09	Average	54	Pass
b	2462	Ant1	2483.5	-48.39	3.8	-	50.64	Peak	74	Pass
b	2462	Ant1	2483.5	-54.37	3.8	0	44.66	Average	54	Pass
b	2462	Ant1	2487.81	-45.94	3.8	-	53.09	Peak	74	Pass
b	2462	Ant1	2487.863	-54.33	3.8	0	44.70	Average	54	Pass
b	2462	Ant1	2500	-50.4	3.8	-	48.63	Peak	74	Pass
b	2462	Ant1	2500	-56.01	3.8	0	43.02	Average	54	Pass
g	2412	Ant1	2310	-48.33	3.8	-	50.70	Peak	74	Pass
g	2412	Ant1	2310	-56.99	3.8	0.61	42.65	Average	54	Pass
g	2412	Ant1	2343.228	-46.04	3.8	-	52.99	Peak	74	Pass
g	2412	Ant1	2338.197	-53.91	3.8	0.61	45.73	Average	54	Pass
g	2412	Ant1	2390	-48.72	3.8	-	50.31	Peak	74	Pass
g	2412	Ant1	2390	-56.63	3.8	0.61	43.01	Average	54	Pass
g	2462	Ant1	2483.5	-49.57	3.8	-	49.46	Peak	74	Pass
g	2462	Ant1	2483.5	-56.38	3.8	0.61	43.26	Average	54	Pass
g	2462	Ant1	2487.81	-47.72	3.8	-	51.31	Peak	74	Pass
g	2462	Ant1	2497.032	-55.31	3.8	0.61	44.33	Average	54	Pass
g	2462	Ant1	2500	-50.34	3.8	-	48.69	Peak	74	Pass
g	2462	Ant1	2500	-56.15	3.8	0.61	43.49	Average	54	Pass
n20	2412	Ant1	2310	-48.23	3.8	-	50.80	Peak	74	Pass
n20	2412	Ant1	2310	-56.23	3.8	0.58	43.38	Average	54	Pass
n20	2412	Ant1	2339.133	-46.39	3.8	-	52.64	Peak	74	Pass
n20	2412	Ant1	2340.069	-54.63	3.8	0.58	44.98	Average	54	Pass
n20	2412	Ant1	2390	-48.68	3.8	-	50.35	Peak	74	Pass
n20	2412	Ant1	2390	-56.96	3.8	0.58	42.65	Average	54	Pass
n20	2462	Ant1	2483.5	-47.79	3.8	-	51.24	Peak	74	Pass
n20	2462	Ant1	2483.5	-55.8	3.8	0.57	43.80	Average	54	Pass
n20	2462	Ant1	2495.071	-46.8	3.8	-	52.23	Peak	74	Pass
n20	2462	Ant1	2493.269	-55.32	3.8	0.57	44.28	Average	54	Pass

n20	2462	Ant1	2500	-47.91	3.8	-	51.12	Peak	74	Pass
n20	2462	Ant1	2500	-56.23	3.8	0.57	43.37	Average	54	Pass

7.2 Test Graphs

Test Graphs

b 2412MHz Ant1 Peak

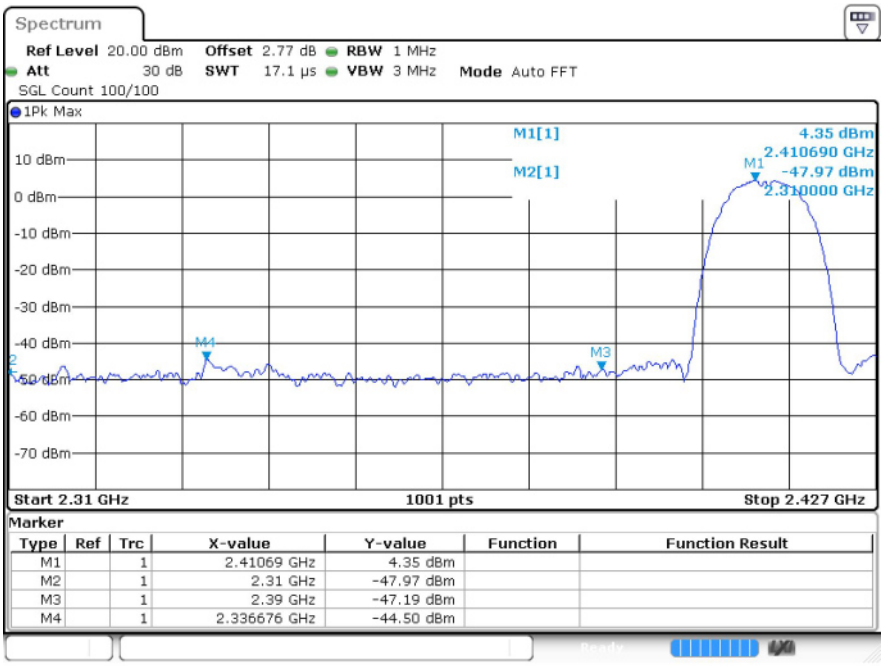

b 2412MHz Ant1 Average

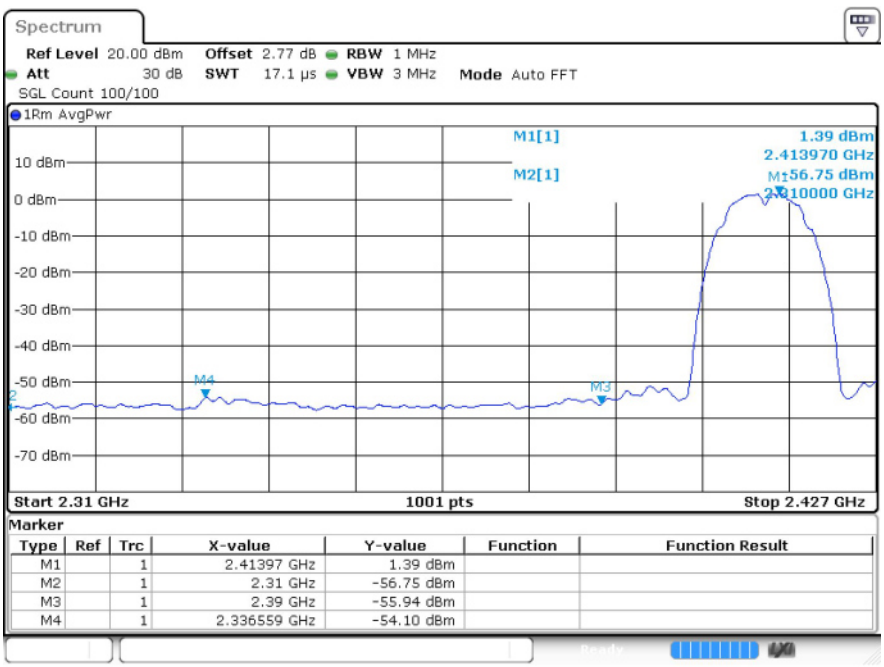

b 2462MHz Ant1 Peak

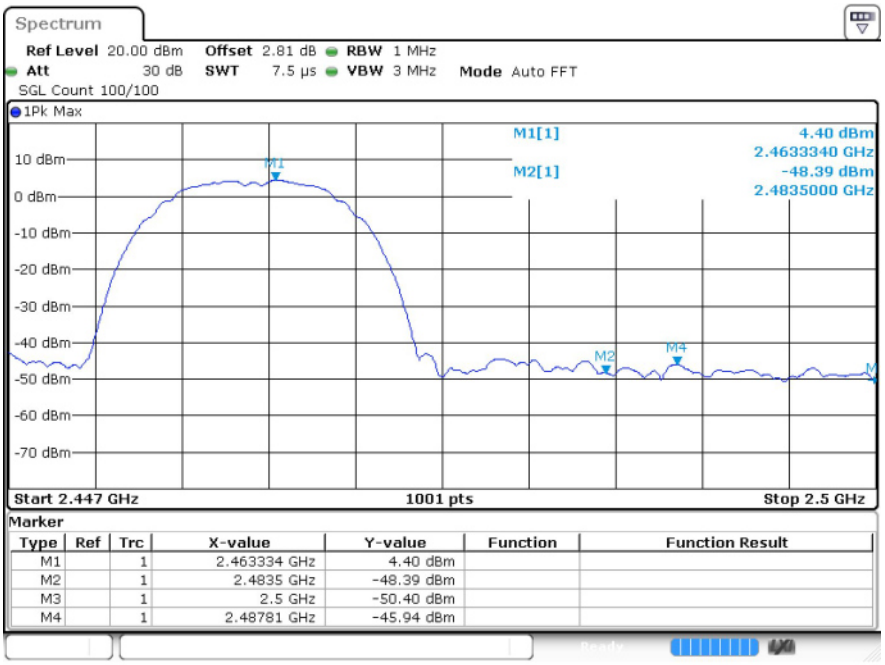

b 2462MHz Ant1 Average

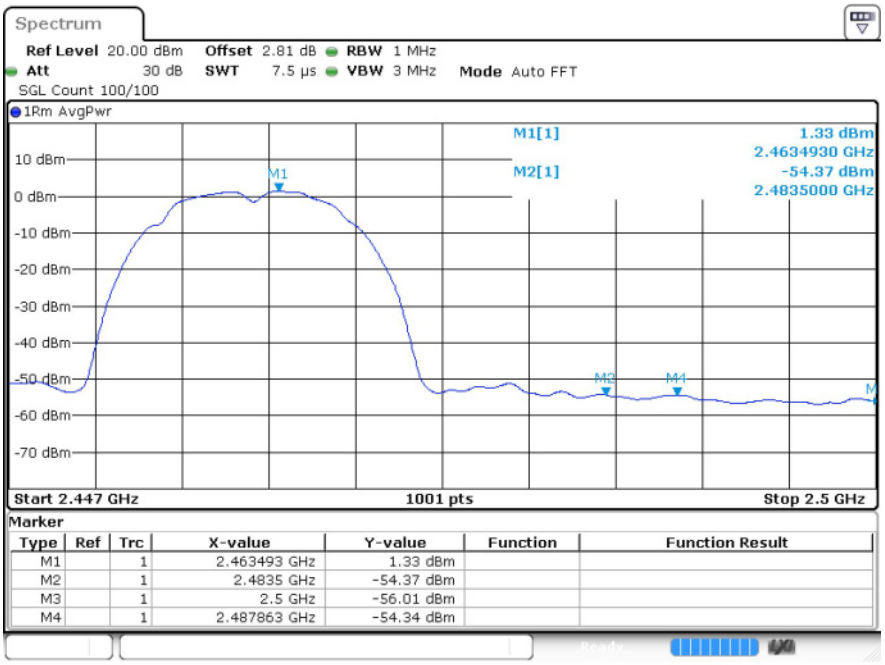

g 2412MHz Ant1 Peak

g 2412MHz Ant1 Average

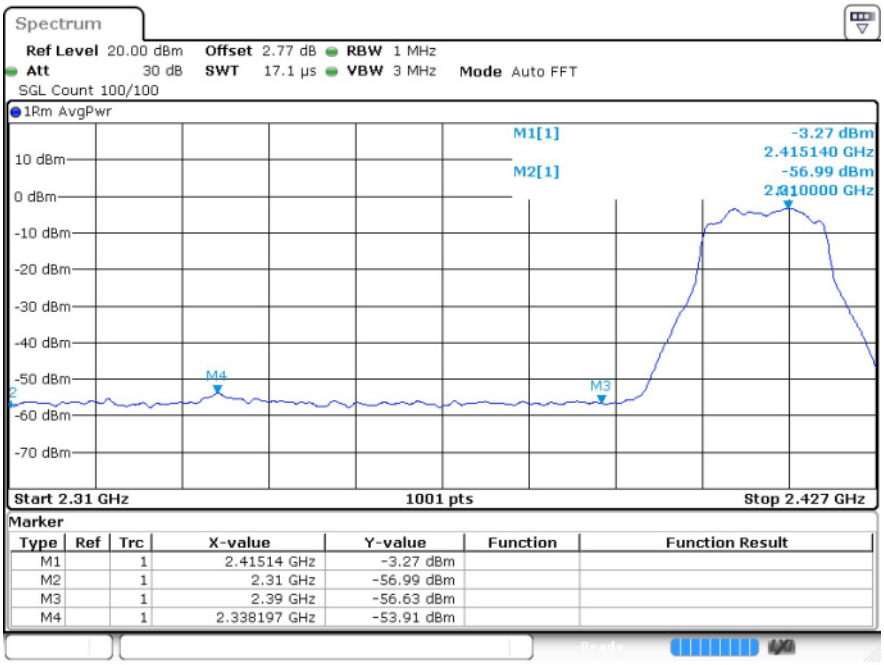

g 2462MHz Ant1 Peak

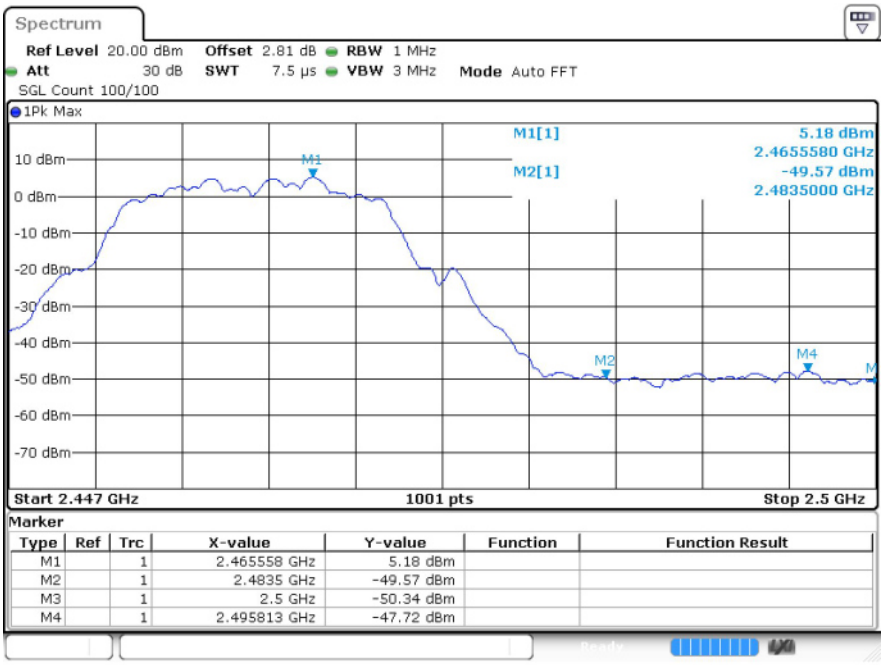

g 2462MHz Ant1 Average

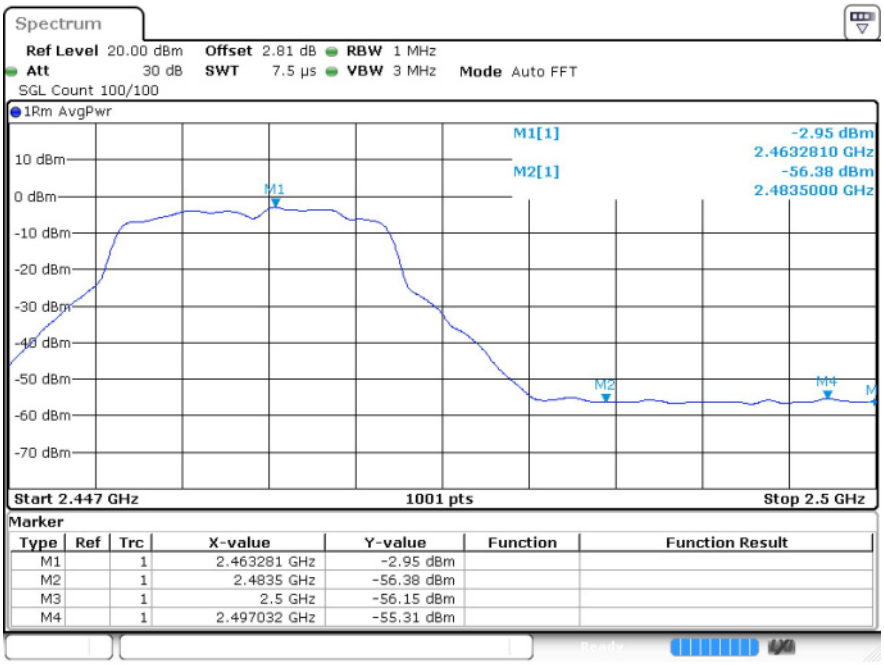

n20 2412MHz Ant1 Peak

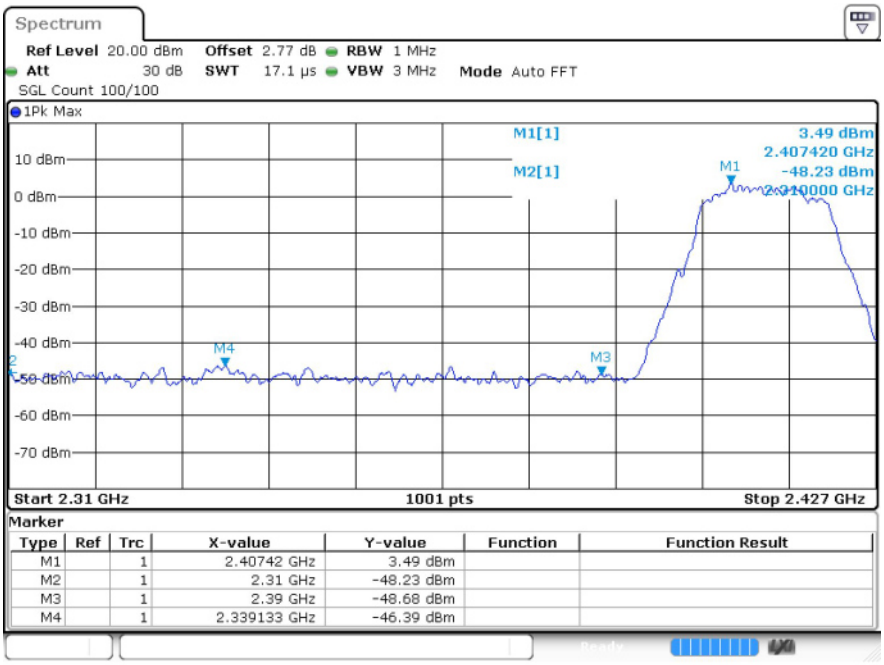

n20 2412MHz Ant1 Average

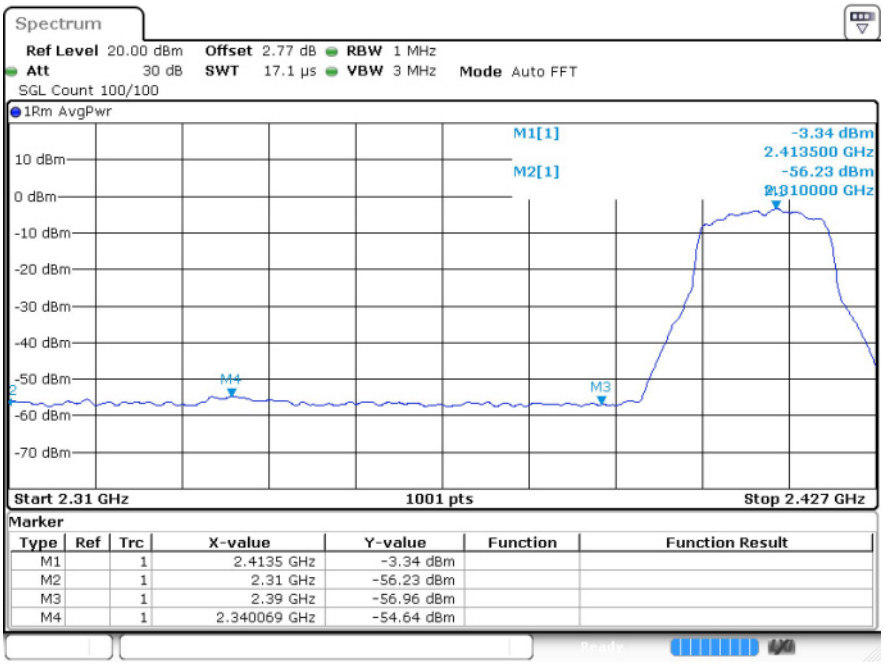

n20 2462MHz Ant1 Peak

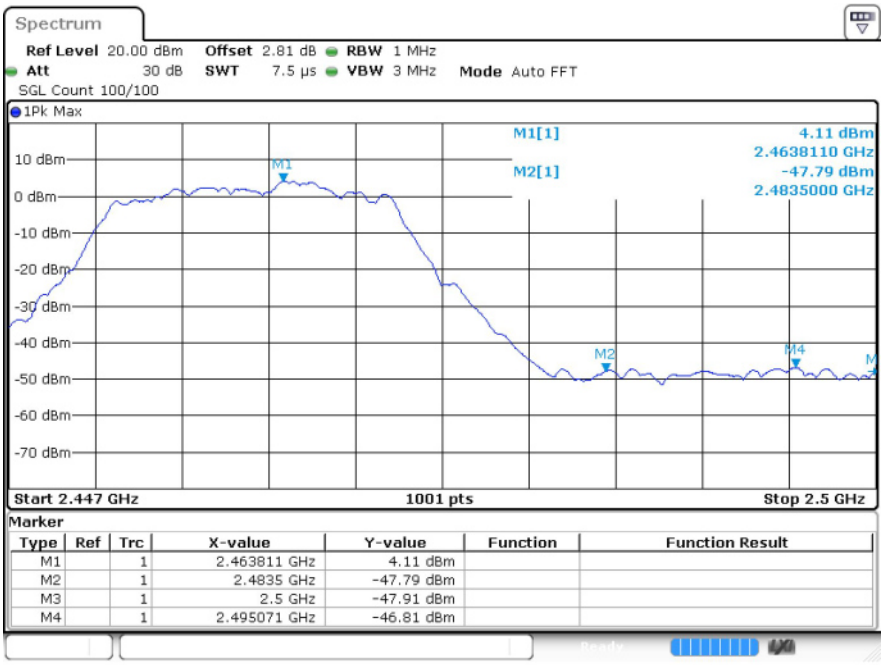

n20 2462MHz Ant1 Average

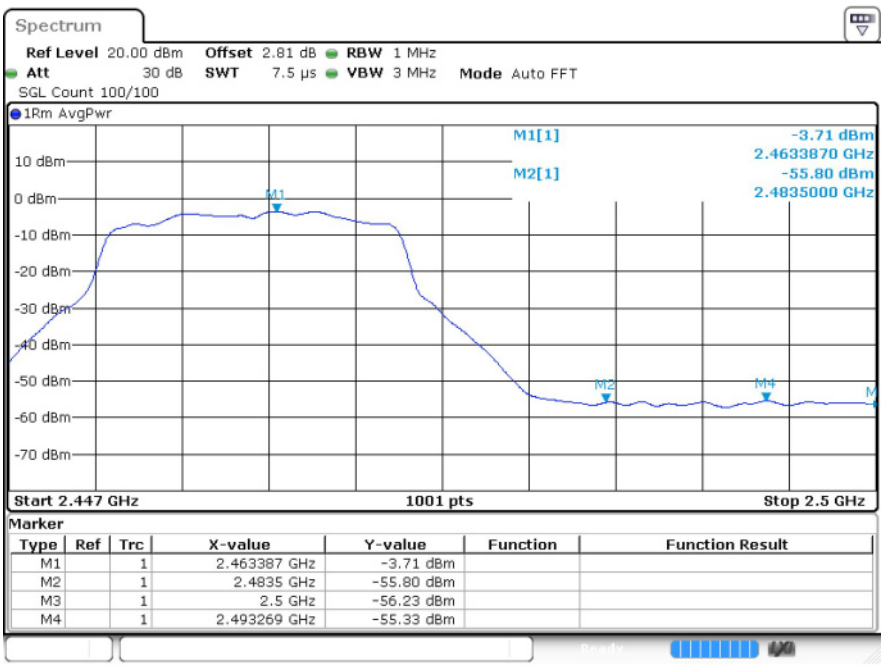

---The End---