INSTRUCTIONS BOOK

Please follow the manufacturer's instructions.

If there is any problem or question, welcome to contact us freely.
We are here always for you.

punflew@foxmail.com

- 24-Hour Friendly Customer Service
- 30 Days FREE Replacements
- Worry-free 12-Month Warranty

Battery Layout

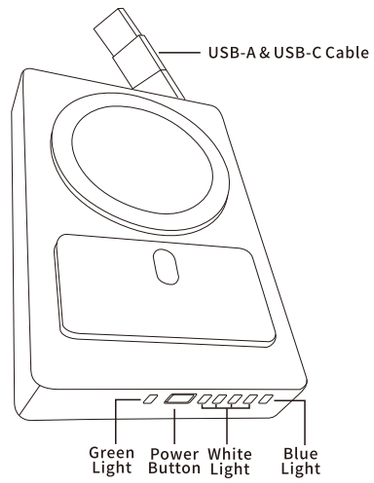

Battery Level

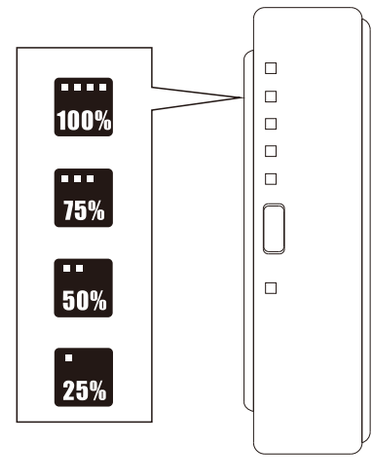

For Apple Devices

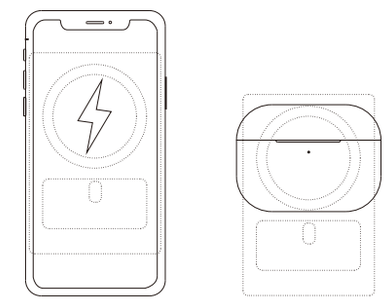

How to Turn the Power Bank ON:

Just press the power button one time to active this power bank until the green indicator light flashes. (the type c output and the wireless output will both start to work)

How to Turn the Power Bank OFF:

Just press the power button 2 times to turn off the power bank.

Tips:
For your safety, the power bank will turn off by itself after 30 seconds if it is not connected to a device.

Charging the Power Bank:

Please use the extendable USB-A & USB-C charging cable to charge the power bank with an AC 5V/1A-2.1A charger. When this power bank is charging, the white Indicator Lights will flash.

Different adapters may lead to different fully-charged times as follows:

USB port on the PC: 8-10 Hours
USB port on the Laptop: 7-9 Hours
USB Car Charger Adapter: 6-7 Hours
AC 5V/500mA Charger: 8-10 Hours
AC 5V/1A-2.1A Charger: 5-6 Hours

Charging Your Device:

When the power bank is connected to your device, there is no need to press the power button. The power bank will automatically identify your device and immediately begin charging.

Discharging Your Device:

When the power bank is connected to your device in the charging state, press the power button 2 times and the power bank will stop charging your device.

Specifications:

Model: F001
Capacity: 5000mAh
TYPE-C Input: 5V-3A / 9V-2A / 12V-1.5A
TYPE-C Output: 5V-3A / 9V-2A / 12V-1.5A
Type C supports PD Power Delivery protocol.
USB-A Cable Input: 5V-3A / 9V-2A / 12V-1.5A
USB A supports QC 3.0 protocol.
Wireless Output: 9V-1.6A / 15W

Package List:

1 * 3-in-1 Power Bank
2 * Magnetic Phone Rings
1 * Instructions Book
1 * 12-Month Warranty

Warnings:

DO NOT expose to liquids.
DO NOT allow children to handle the battery.
Do NOT disassemble the product in any way.
DO NOT impact, throw or shock the power bank.
DO NOT use the battery in excess of its output rating.
DO NOT use the battery that is damaged or modified.
DO NOT store the battery together with metal objects.
DO NOT expose battery to fire or excessive temperature.
DO NOT dispose of used battery packs in trash or by burning.
DO NOT pierce the product shell with nails or other sharp objects.

FCC Statement

Changes or modifications not expressly approved by the party responsible for compliance could void the user's authority to operate the equipment.
This equipment has been tested and found to comply with the limits for a Class B digital device, pursuant to Part 15 of the FCC Rules. These limits are designed to provide reasonable protection against harmful interference in a residential installation. This equipment generates uses and can radiate radio frequency energy and, if not installed and used in accordance with the instructions, may cause harmful interference to radio communications. However, there is no guarantee that interference will not occur in a particular installation. If this equipment does cause harmful interference to radio or television reception, which can be determined by turning the equipment off and on, the user is encouraged to try to correct the interference by one or more of the following measures:
-- Reorient or relocate the receiving antenna.
-- Increase the separation between the equipment and receiver.
-- Connect the equipment into an outlet on a circuit different from that to which the receiver is connected.
-- Consult the dealer or an experienced radio/TV technician for help
This device complies with part 15 of the FCC rules. Operation is subject to the following two conditions (1)this device may not cause harmful interference, and (2) this device must accept any interference received, including interference that may cause undesired operation.