B5. Maximum Power Spectral Density Level

Condition	Mode	Frequency (MHz)	Antenna	Conducted PSD (dBm)	Limit (dBm)	Verdict
NVNT	a	5180	Ant1	-13.54	11	Pass
NVNT	a	5200	Ant1	-13.65	11	Pass
NVNT	a	5240	Ant1	-12.88	11	Pass
NVNT	a	5180	Ant2	-14.52	11	Pass
NVNT	a	5200	Ant2	-15.55	11	Pass
NVNT	a	5240	Ant2	-14.8	11	Pass
NVNT	n20	5180	Ant1	-13.99	11	Pass
NVNT	n20	5200	Ant1	-14.19	11	Pass
NVNT	n20	5240	Ant1	-14.35	11	Pass
NVNT	n20	5180	Ant2	-15.67	11	Pass
NVNT	n20	5200	Ant2	-16.59	11	Pass
NVNT	n20	5240	Ant2	-16.19	11	Pass
NVNT	n40	5190	Ant1	-20.03	11	Pass
NVNT	n40	5230	Ant1	-19.38	11	Pass
NVNT	n40	5190	Ant2	-21.54	11	Pass
NVNT	n40	5230	Ant2	-21.11	11	Pass
NVNT	ac20	5180	Ant1	-15.49	11	Pass
NVNT	ac20	5200	Ant1	-14.85	11	Pass
NVNT	ac20	5240	Ant1	-14.65	11	Pass
NVNT	ac20	5180	Ant2	-16.08	11	Pass
NVNT	ac20	5200	Ant2	-16.7	11	Pass
NVNT	ac20	5240	Ant2	-16.4	11	Pass
NVNT	ac40	5190	Ant1	-20.48	11	Pass
NVNT	ac40	5230	Ant1	-21.75	11	Pass
NVNT	ac40	5190	Ant2	-23.04	11	Pass
NVNT	ac40	5230	Ant2	-22.21	11	Pass
NVNT	ac80	5210	Ant1	-24.73	11	Pass
NVNT	ac80	5210	Ant2	-28.67	11	Pass
NVNT	ax20	5180	Ant1	-24.33	11	Pass
NVNT	ax20	5200	Ant1	-24.08	11	Pass
NVNT	ax20	5240	Ant1	-24.74	11	Pass
NVNT	ax20	5180	Ant2	-23.71	11	Pass
NVNT	ax20	5200	Ant2	-23.81	11	Pass
NVNT	ax20	5240	Ant2	-24.6	11	Pass
NVNT	ax40	5190	Ant1	-26.96	11	Pass
NVNT	ax40	5230	Ant1	-27.93	11	Pass
NVNT	ax40	5190	Ant2	-26.83	11	Pass
NVNT	ax40	5230	Ant2	-26.9	11	Pass
NVNT	ax80	5210	Ant1	-29.99	11	Pass
NVNT	ax80	5210	Ant2	-29.84	11	Pass

NVNT	n20	5200	MIMO	-11.74	11	Pass
NVNT	n20	5240	MIMO	-12.22	11	Pass
NVNT	n40	5190	MIMO	-12.16	11	Pass
NVNT	n40	5230	MIMO	-17.71	11	Pass
NVNT	ac20	5180	MIMO	-17.15	11	Pass
NVNT	ac20	5200	MIMO	-12.76	11	Pass
NVNT	ac20	5240	MIMO	-12.67	11	Pass
NVNT	ac40	5190	MIMO	-12.43	11	Pass
NVNT	ac40	5230	MIMO	-18.56	11	Pass
NVNT	ac80	5210	MIMO	-18.96	11	Pass
NVNT	ax20	5180	MIMO	-23.26	11	Pass
NVNT	ax20	5200	MIMO	-23.26	11	Pass
NVNT	ax20	5240	MIMO	-20.93	11	Pass
NVNT	ax40	5190	MIMO	-21.66	11	Pass
NVNT	ax40	5230	MIMO	-23.88	11	Pass
NVNT	ax80	5210	MIMO	-24.37	11	Pass

Test Graphs

PSD NVNT a 5180MHz Ant1

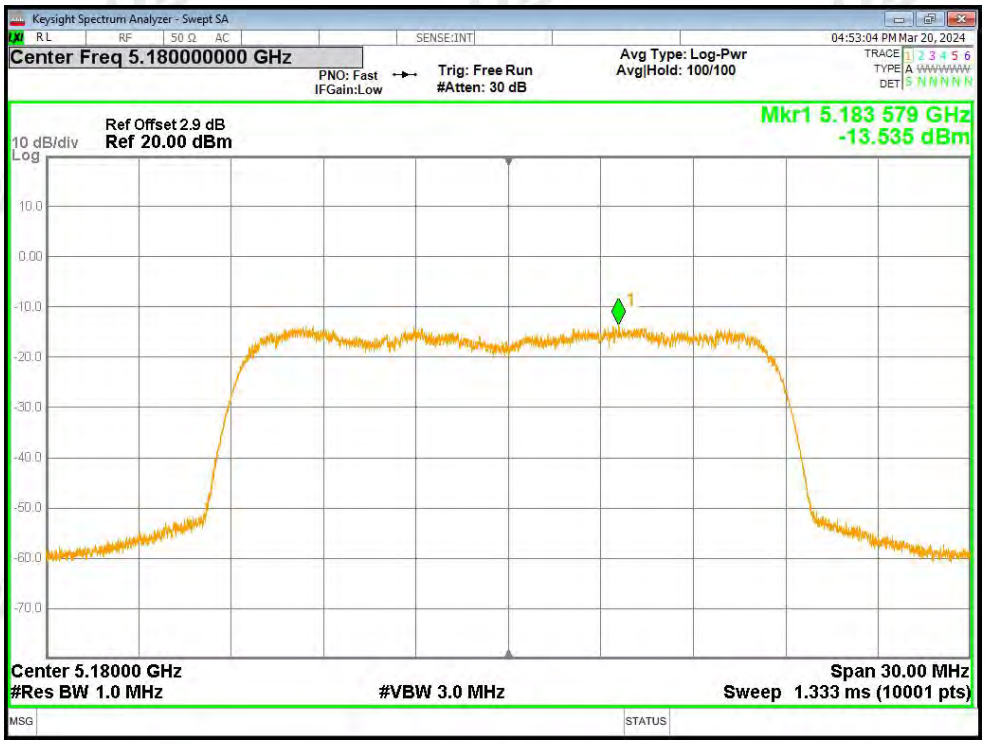

PSD NVNT a 5200MHz Ant1

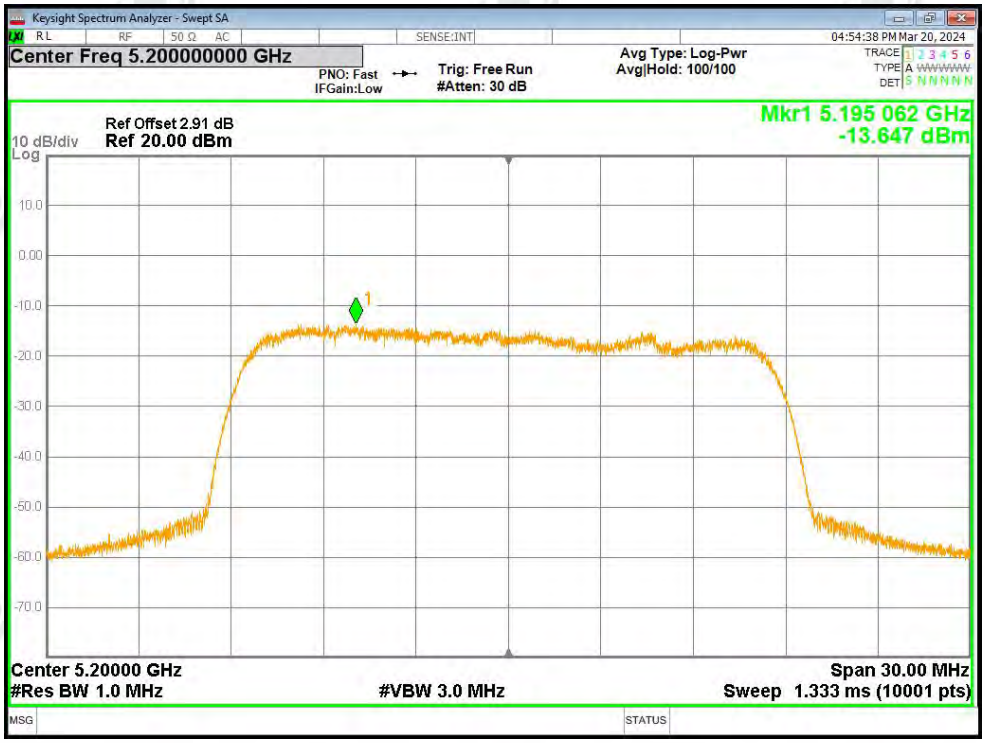

PSD NVNT a 5240MHz Ant1

PSD NVNT a 5180MHz Ant2

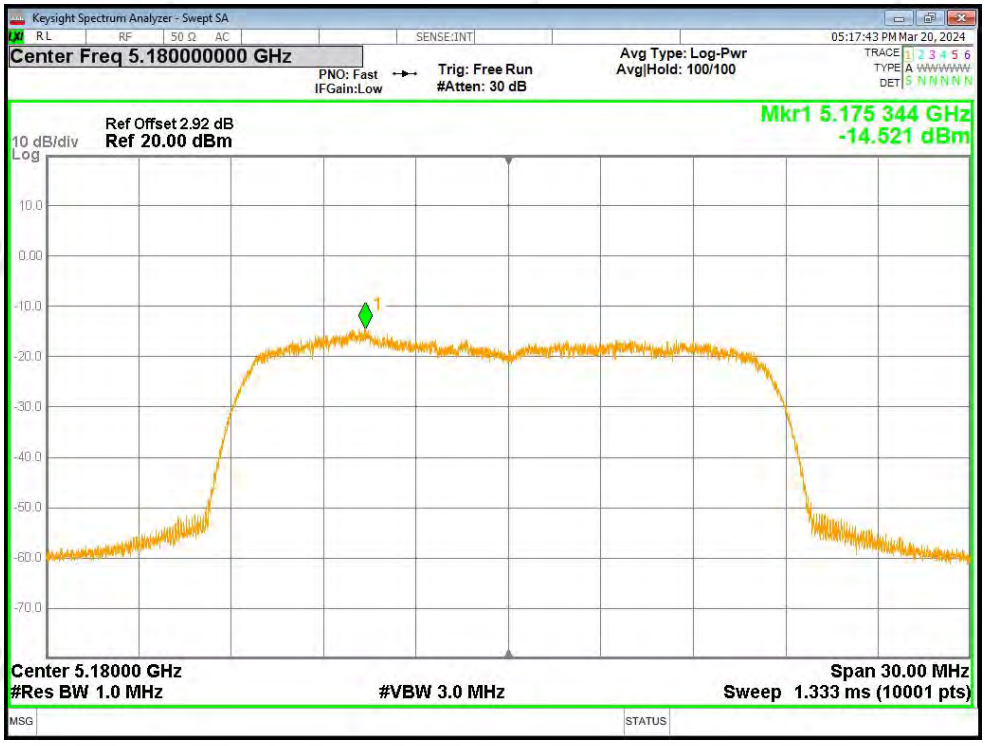

PSD NVNT a 5200MHz Ant2

PSD NVNT a 5240MHz Ant2

PSD NVNT n20 5180MHz Ant1

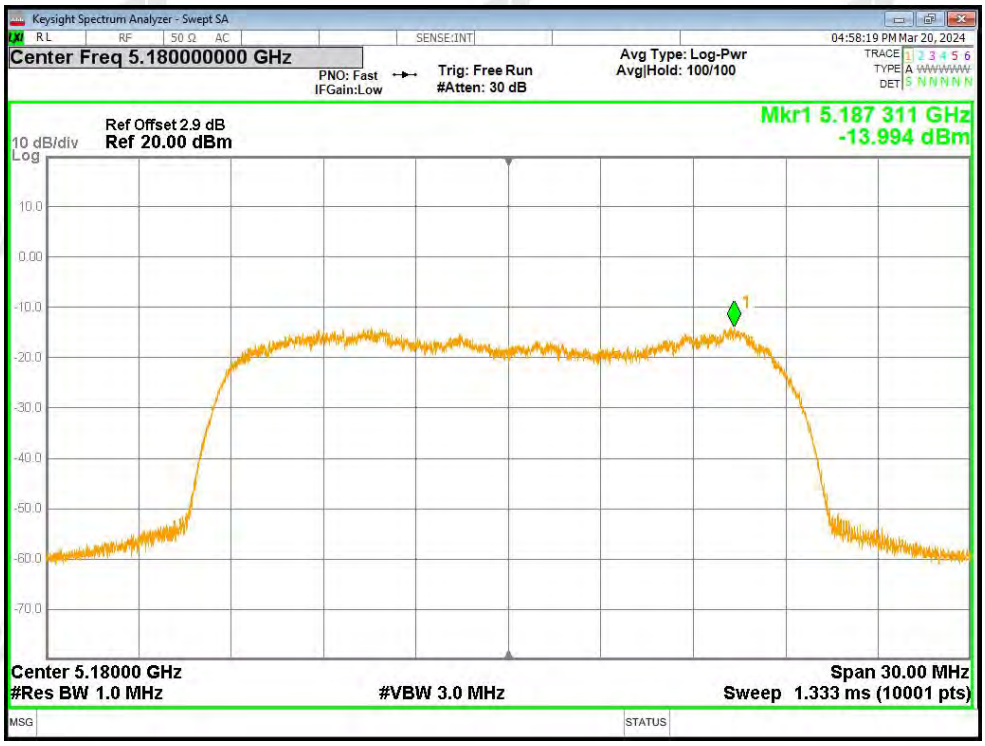

PSD NVNT n20 5200MHz Ant1

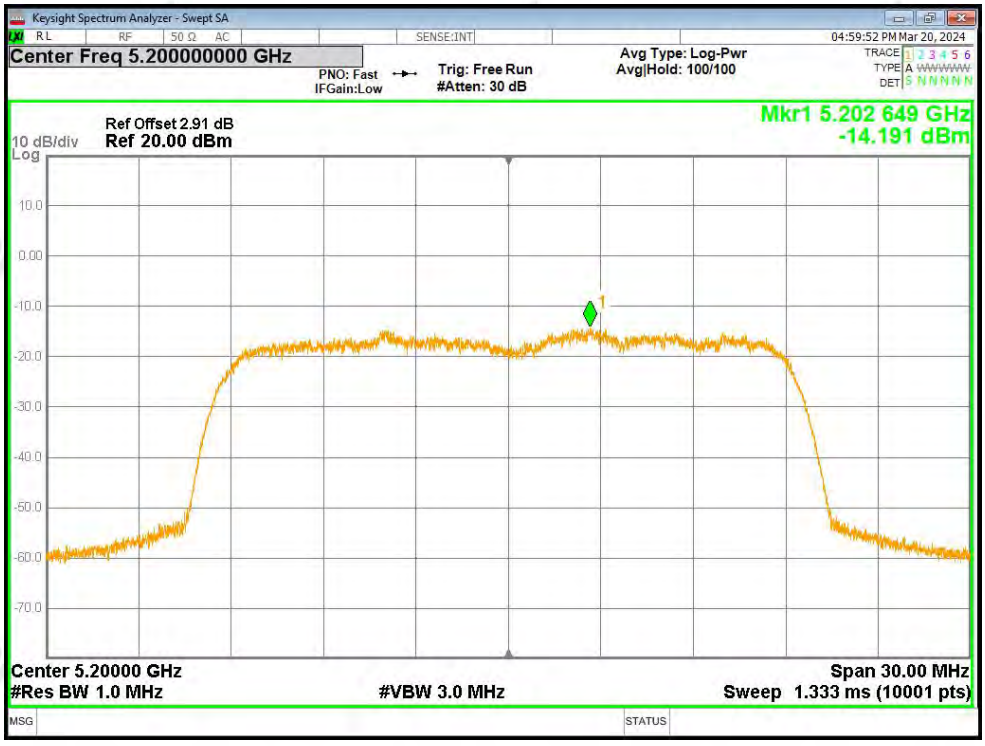

PSD NVNT n20 5240MHz Ant1

PSD NVNT n20 5180MHz Ant2

PSD NVNT n20 5200MHz Ant2

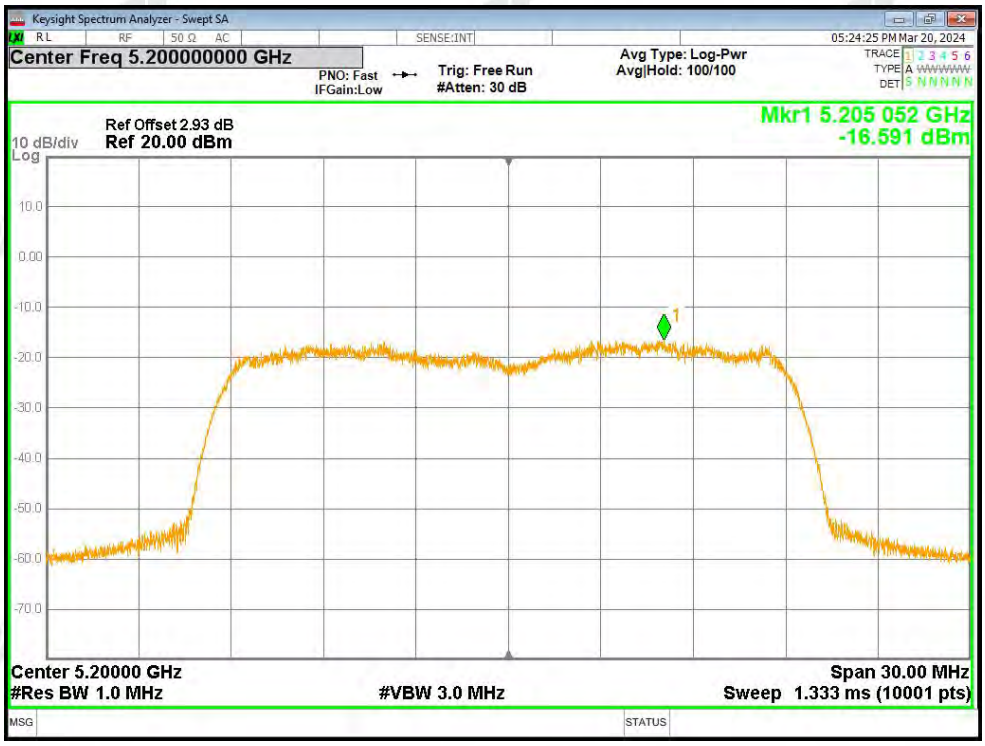

PSD NVNT n20 5240MHz Ant2

PSD NVNT n40 5190MHz Ant1

PSD NVNT n40 5230MHz Ant1

PSD NVNT n40 5190MHz Ant2

PSD NVNT n40 5230MHz Ant2

PSD NVNT ac20 5180MHz Ant1

PSD NVNT ac20 5200MHz Ant1

PSD NVNT ac20 5240MHz Ant1

PSD NVNT ac20 5180MHz Ant2

PSD NVNT ac20 5200MHz Ant2

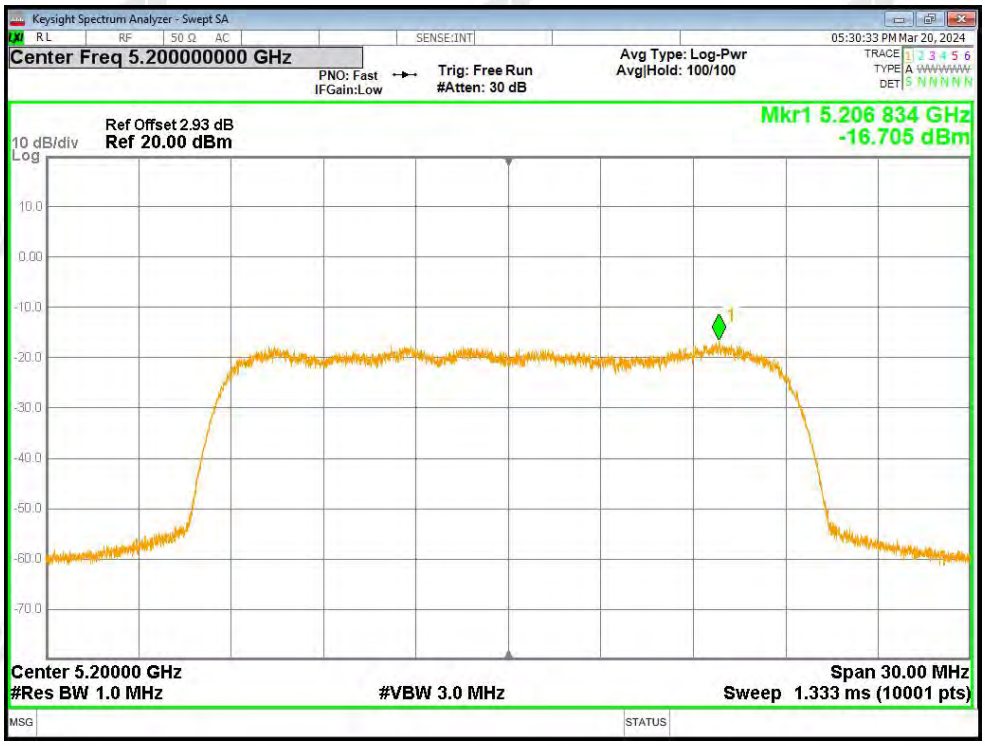

PSD NVNT ac20 5240MHz Ant2

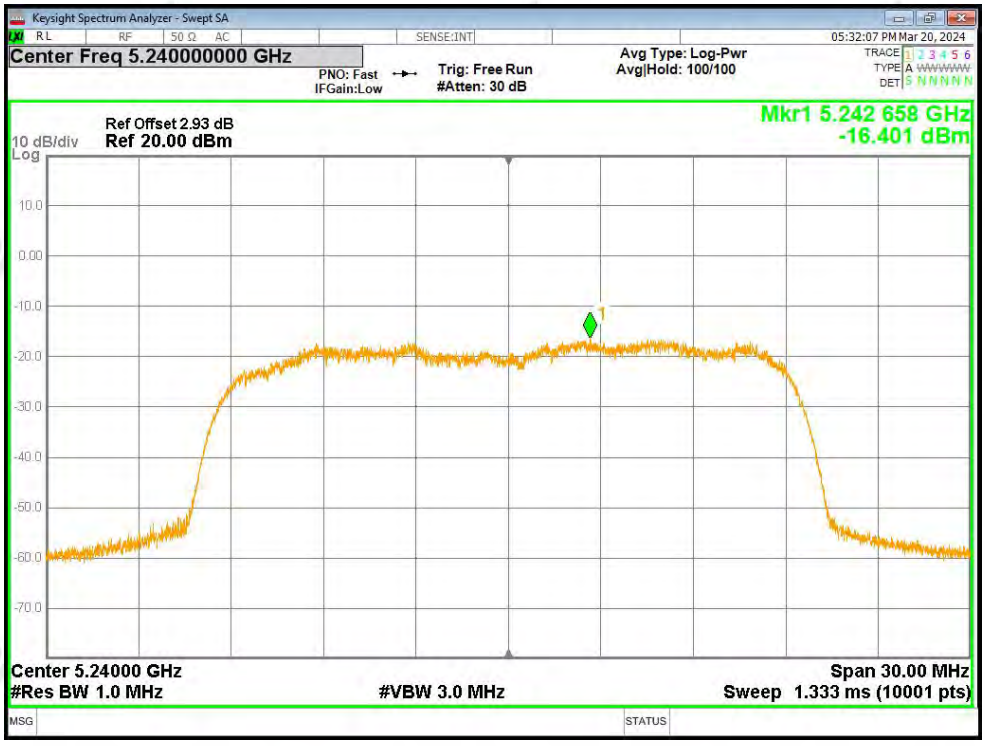

PSD NVNT ac40 5190MHz Ant1

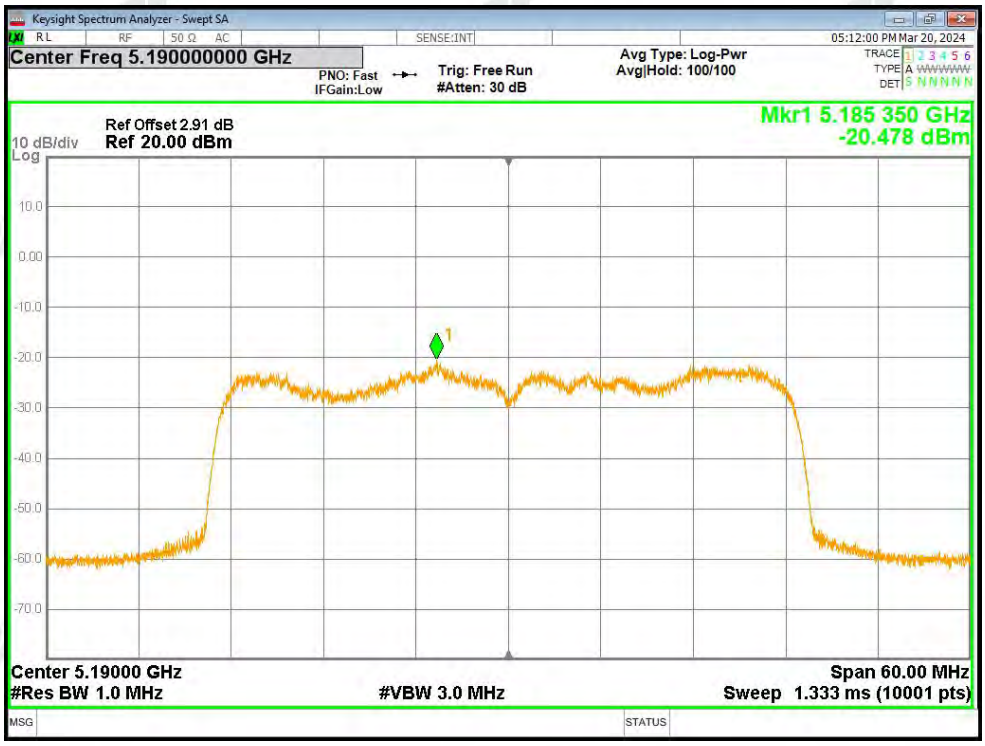

PSD NVNT ac40 5230MHz Ant1

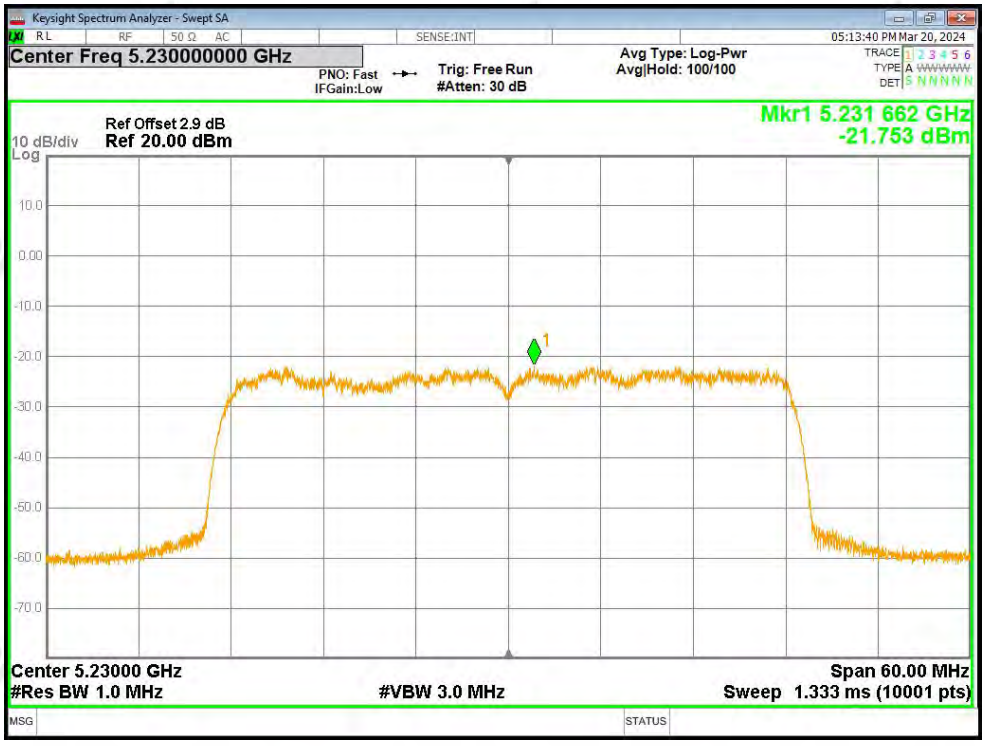

PSD NVNT ac40 5190MHz Ant2

PSD NVNT ac40 5230MHz Ant2

PSD NVNT ac80 5210MHz Ant1

PSD NVNT ac80 5210MHz Ant2

PSD NVNT ax20 5180MHz Ant1

PSD NVNT ax20 5200MHz Ant1

PSD NVNT ax20 5240MHz Ant1

PSD NVNT ax20 5180MHz Ant2

PSD NVNT ax20 5200MHz Ant2

PSD NVNT ax20 5240MHz Ant2

PSD NVNT ax40 5190MHz Ant1

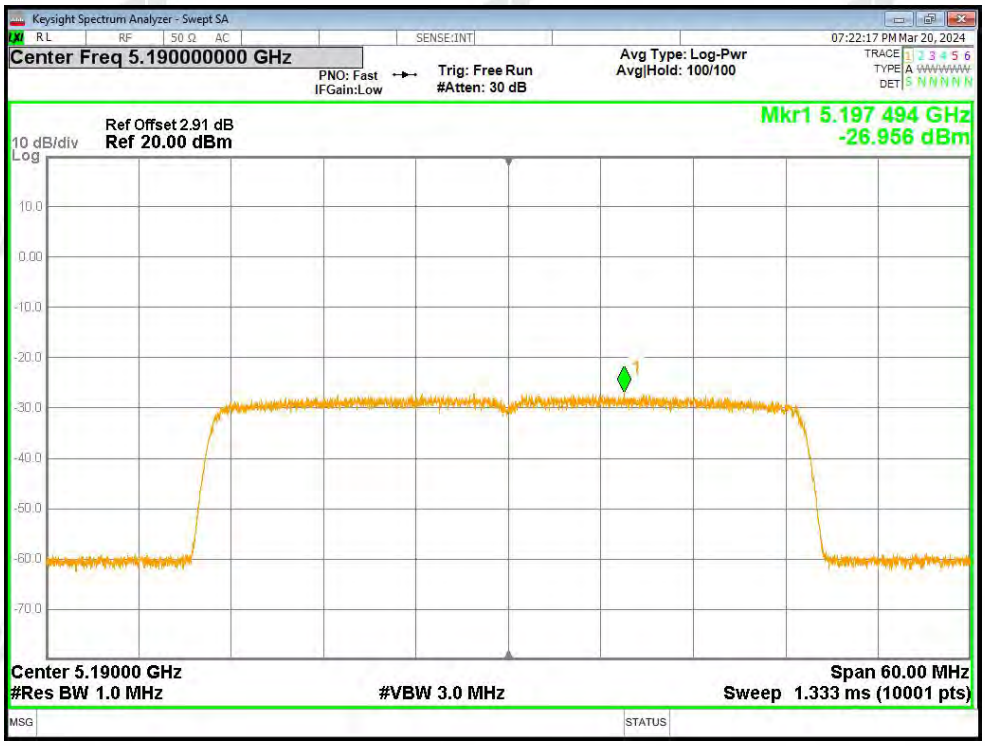

PSD NVNT ax40 5230MHz Ant1

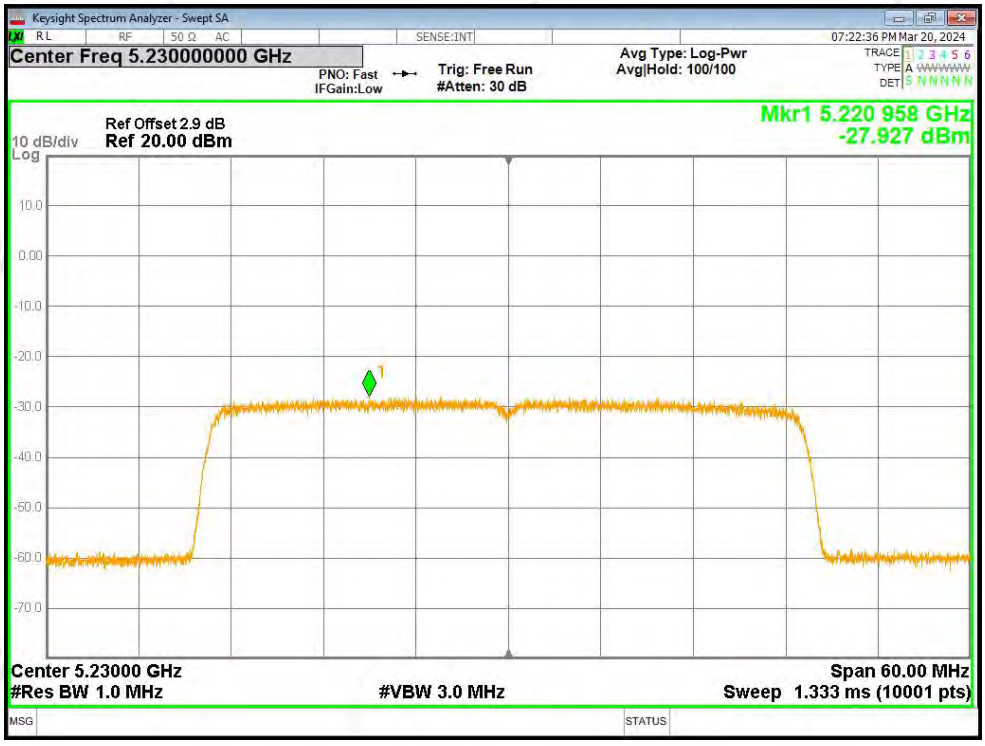

PSD NVNT ax40 5190MHz Ant2

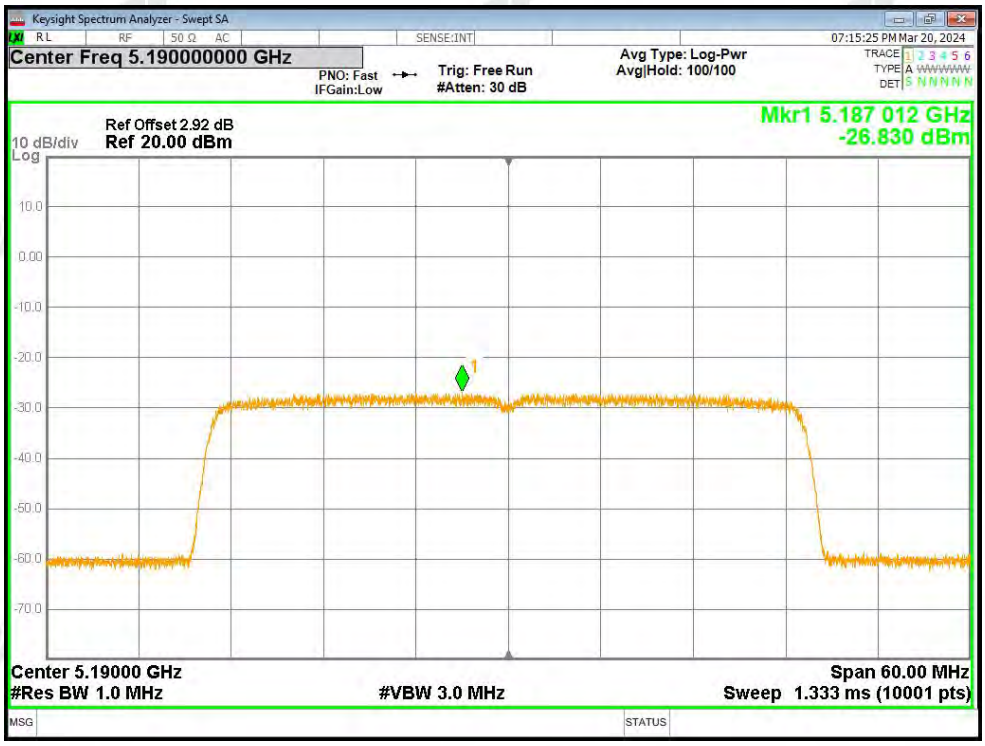

PSD NVNT ax40 5230MHz Ant2

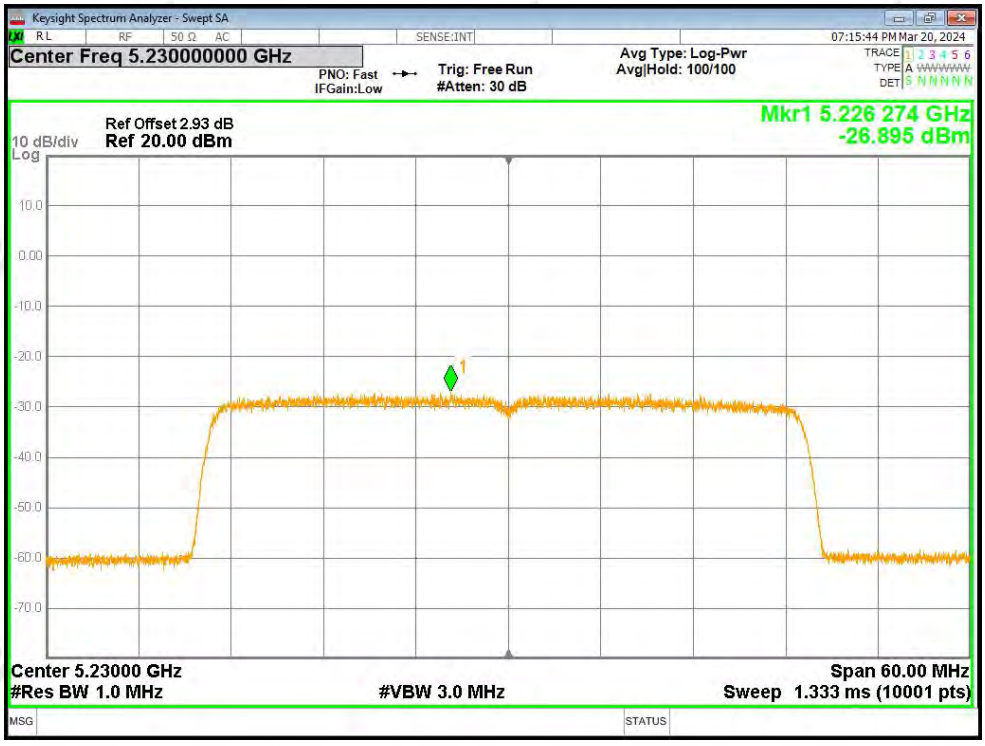

PSD NVNT ax80 5210MHz Ant1

PSD NVNT ax80 5210MHz Ant2

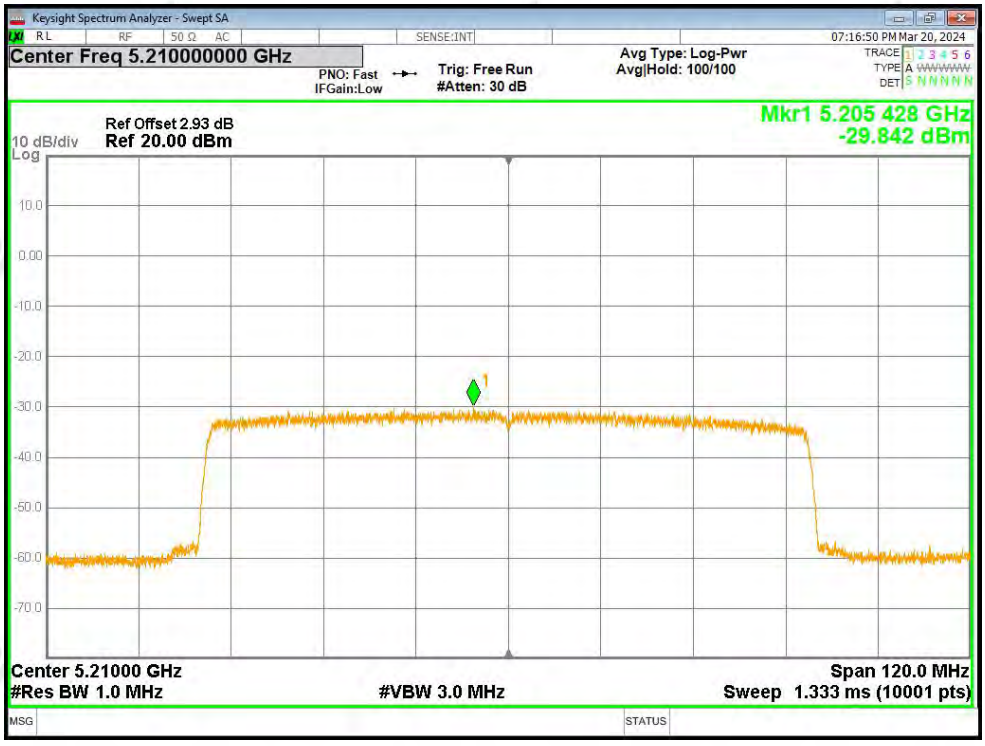

B6. Band Edge

Condition	Mode	Frequency (MHz)	Antenna	Max Value (dBc)	Limit (dBc)	Verdict
NVNT	a	5180	Ant1	-46.39	-27	Pass
NVNT	a	5240	Ant1	-46.21	-27	Pass
NVNT	a	5180	Ant2	-46.15	-27	Pass
NVNT	a	5240	Ant2	-45.82	-27	Pass
NVNT	n20	5180	Ant1	-47.08	-27	Pass
NVNT	n20	5240	Ant1	-46.7	-27	Pass
NVNT	n20	5180	Ant2	-46.45	-27	Pass
NVNT	n20	5240	Ant2	-45.64	-27	Pass
NVNT	n40	5190	Ant1	-47.23	-27	Pass
NVNT	n40	5230	Ant1	-45.97	-27	Pass
NVNT	n40	5190	Ant2	-45.49	-27	Pass
NVNT	n40	5230	Ant2	-45.89	-27	Pass
NVNT	ac20	5180	Ant1	-46.95	-27	Pass
NVNT	ac20	5240	Ant1	-45.82	-27	Pass
NVNT	ac20	5180	Ant2	-46.59	-27	Pass
NVNT	ac20	5240	Ant2	-46.45	-27	Pass
NVNT	ac40	5190	Ant1	-47.15	-27	Pass
NVNT	ac40	5230	Ant1	-46.39	-27	Pass
NVNT	ac40	5190	Ant2	-47.36	-27	Pass
NVNT	ac40	5230	Ant2	-46.02	-27	Pass
NVNT	ac80	5210	Ant1	-46.73	-27	Pass
NVNT	ac80	5210	Ant2	-47.93	-27	Pass
NVNT	ax20	5180	Ant1	-46.83	-27	Pass
NVNT	ax20	5240	Ant1	-45.4	-27	Pass
NVNT	ax20	5180	Ant2	-46.96	-27	Pass
NVNT	ax20	5240	Ant2	-45.8	-27	Pass
NVNT	ax40	5190	Ant1	-47.33	-27	Pass
NVNT	ax40	5190	Ant2	-47.26	-27	Pass
NVNT	ax80	5210	Ant1	-47.1	-27	Pass
NVNT	ax80	5210	Ant2	-47.19	-27	Pass

Test Graphs

Band Edge NVNT a 5180MHz Low Ant1

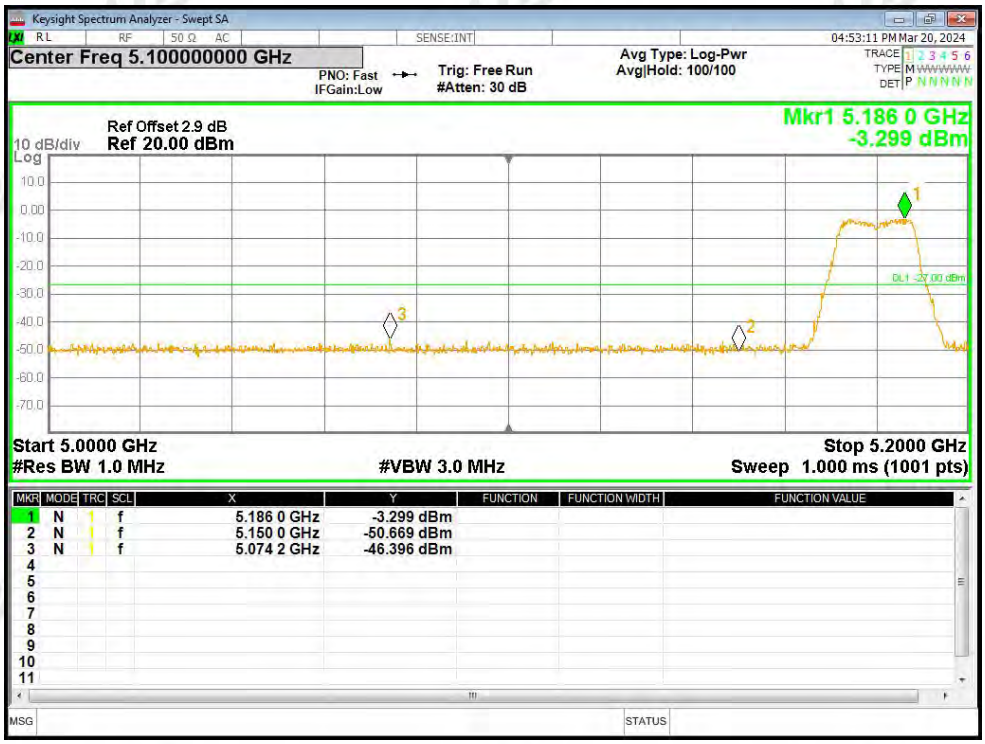

Band Edge NVNT a 5240MHz High Ant1

Band Edge NVNT a 5180MHz Low Ant2

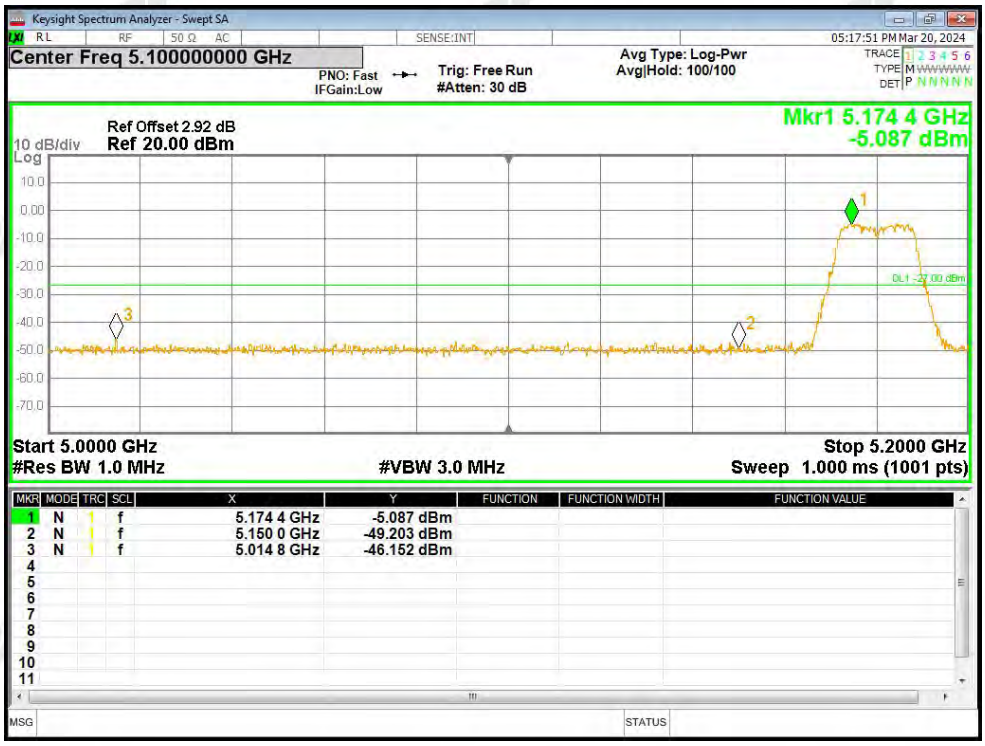

Band Edge NVNT a 5240MHz High Ant2

Band Edge NVNT n20 5180MHz Low Ant1

Band Edge NVNT n20 5240MHz High Ant1

Band Edge NVNT n20 5180MHz Low Ant2

Band Edge NVNT n20 5240MHz High Ant2

Band Edge NVNT n40 5190MHz Low Ant1

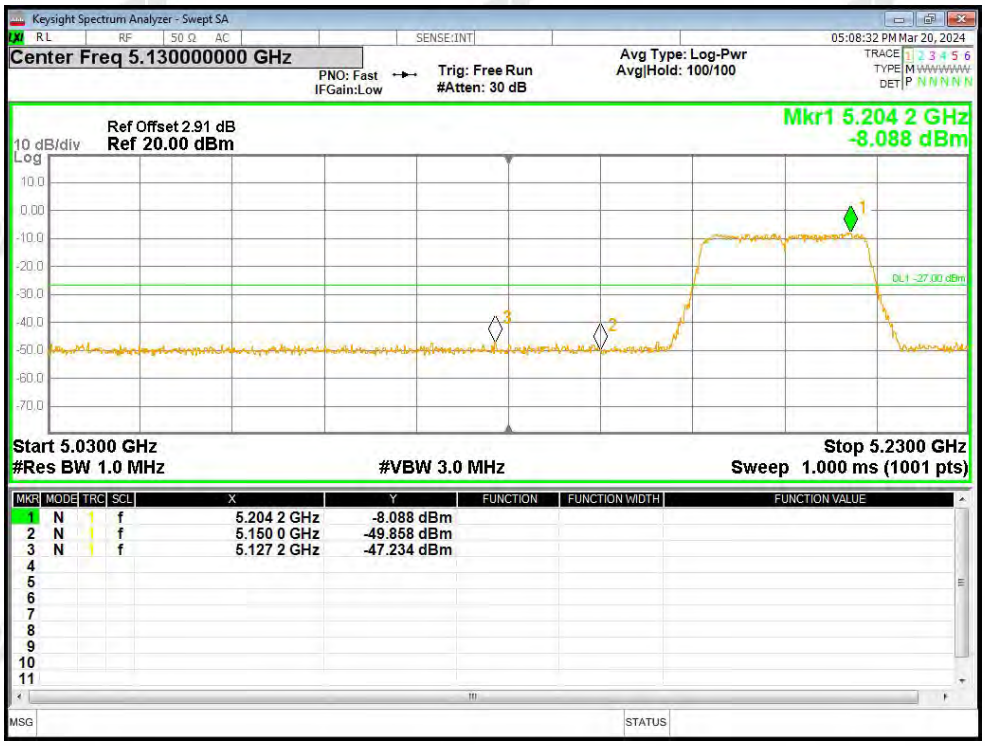

Band Edge NVNT n40 5230MHz High Ant1

Band Edge NVNT n40 5190MHz Low Ant2

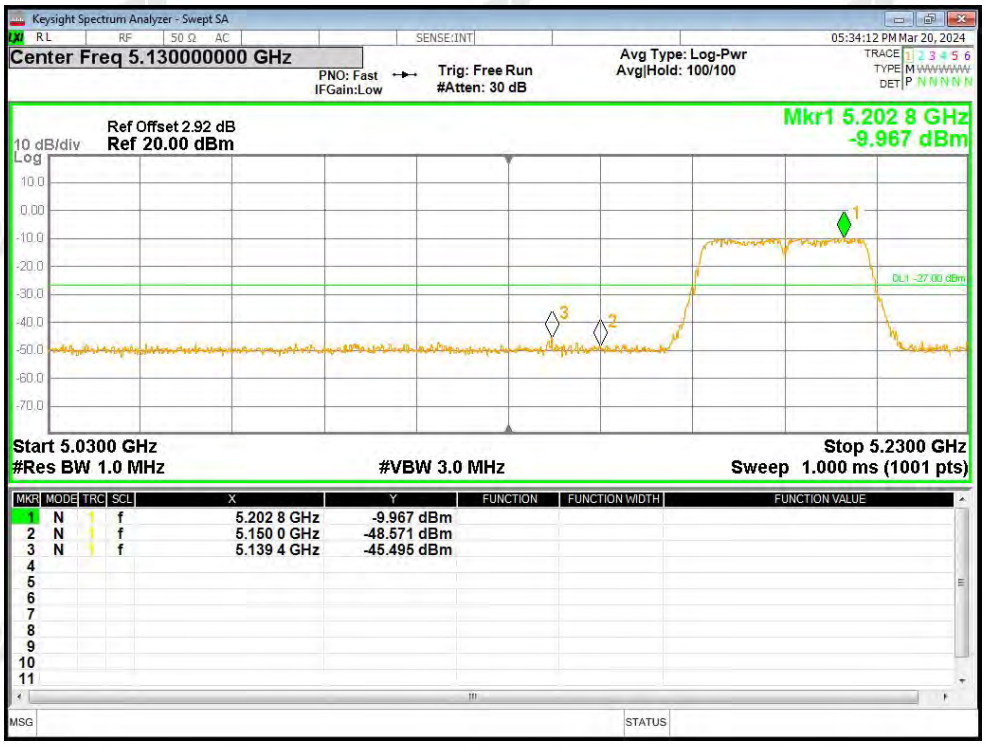

Band Edge NVNT n40 5230MHz High Ant2

Band Edge NVNT ac20 5180MHz Low Ant1

Band Edge NVNT ac20 5240MHz High Ant1

Band Edge NVNT ac20 5180MHz Low Ant2

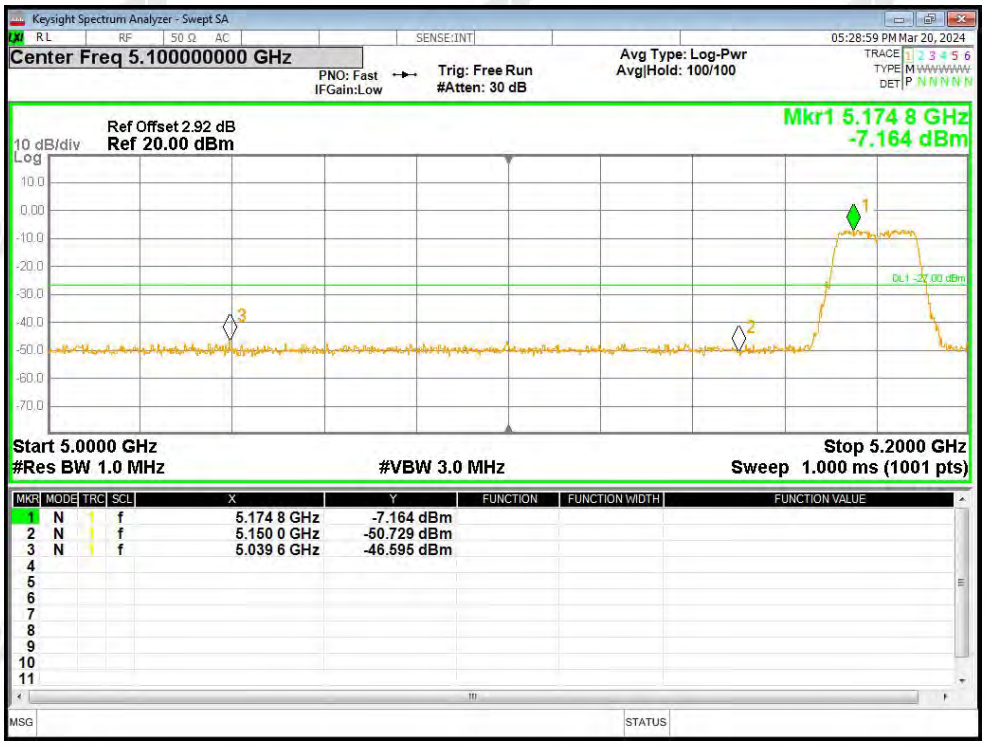

Band Edge NVNT ac20 5240MHz High Ant2

Band Edge NVNT ac40 5190MHz Low Ant1

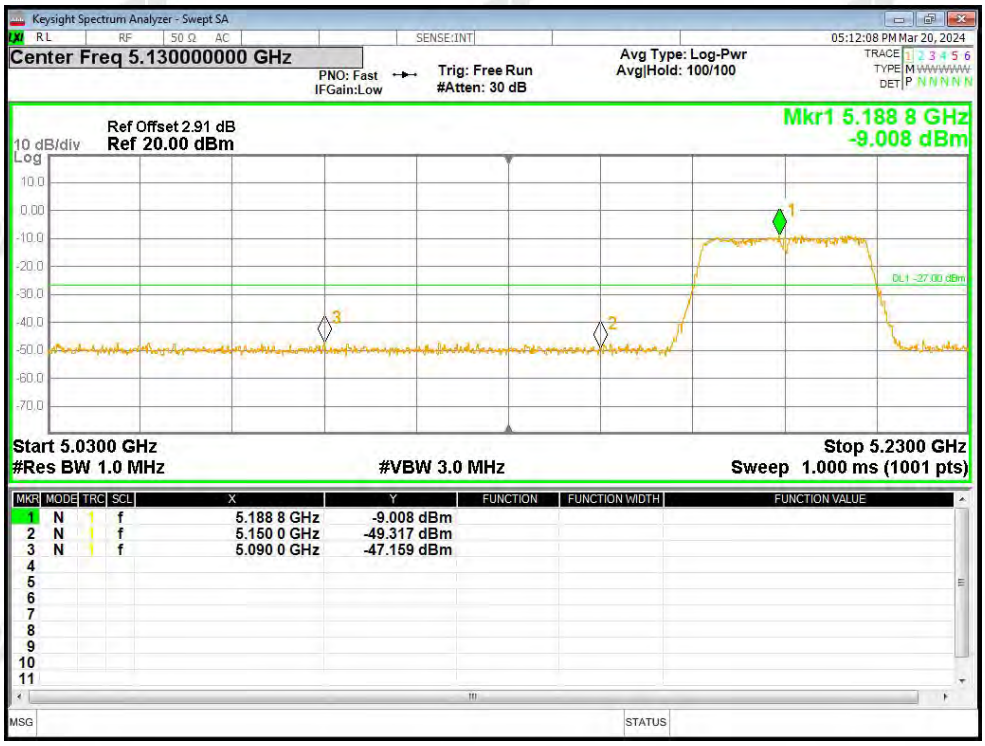

Band Edge NVNT ac40 5230MHz High Ant1

Band Edge NVNT ac40 5190MHz Low Ant2

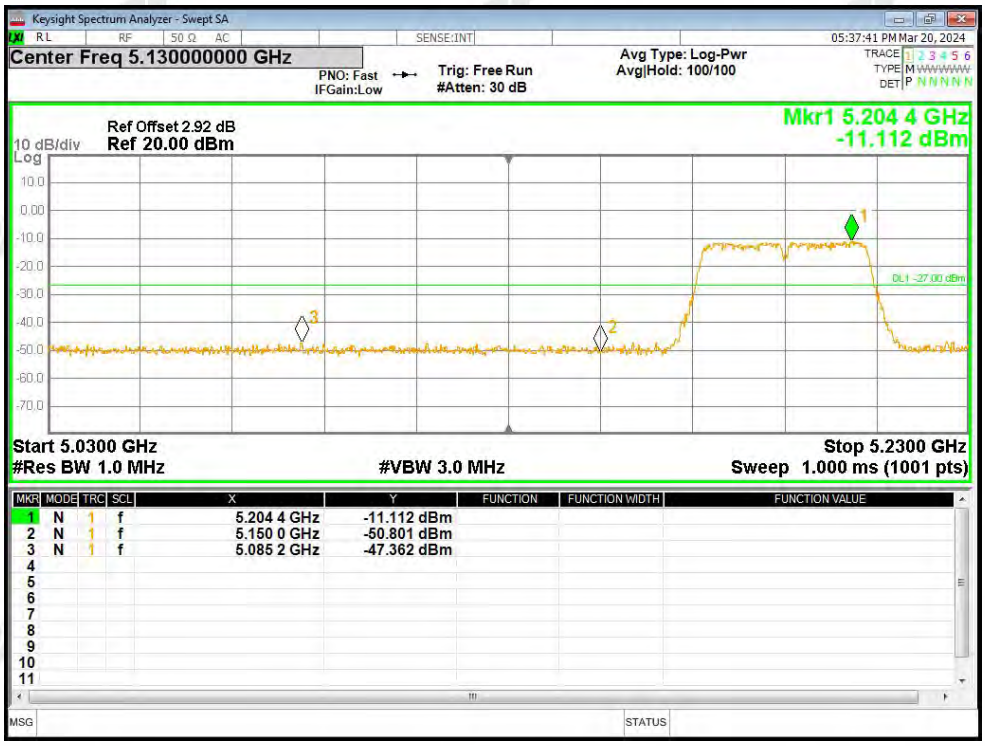

Band Edge NVNT ac40 5230MHz High Ant2

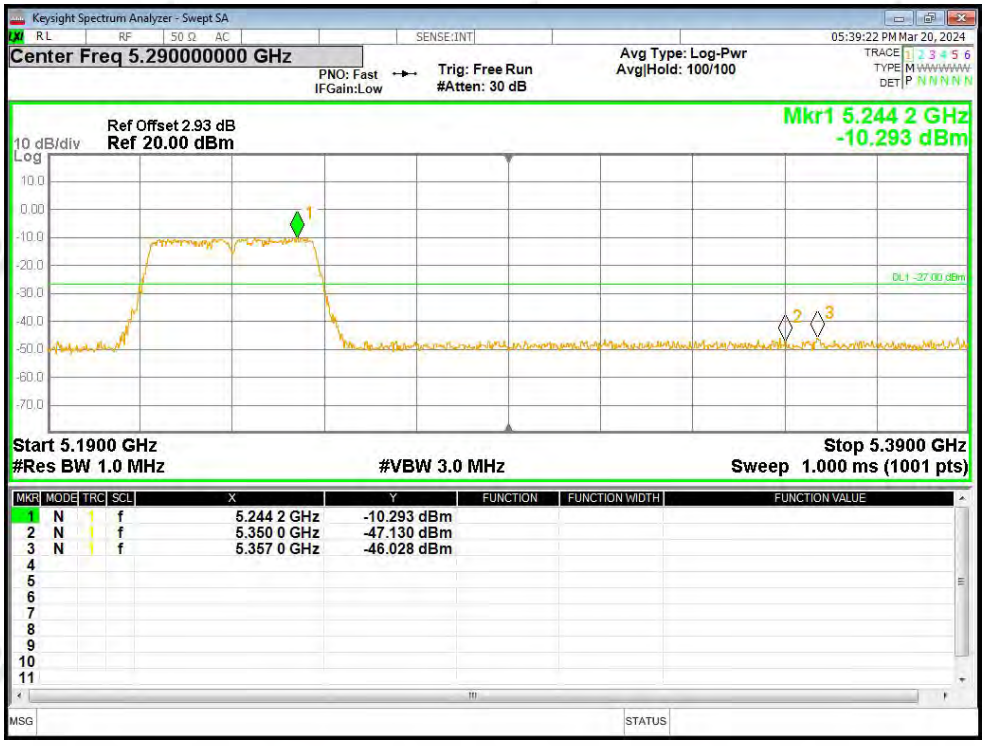

Band Edge NVNT ac80 5210MHz Low Ant1

Band Edge NVNT ac80 5210MHz Low Ant2

Band Edge NVNT ax20 5180MHz Low Ant1

Band Edge NVNT ax20 5240MHz High Ant1

Band Edge NVNT ax20 5180MHz Low Ant2

Band Edge NVNT ax20 5240MHz High Ant2

Band Edge NVNT ax40 5190MHz Low Ant1

Band Edge NVNT ax40 5190MHz Low Ant2

Band Edge NVNT ax80 5210MHz Low Ant1

Band Edge NVNT ax80 5210MHz Low Ant2