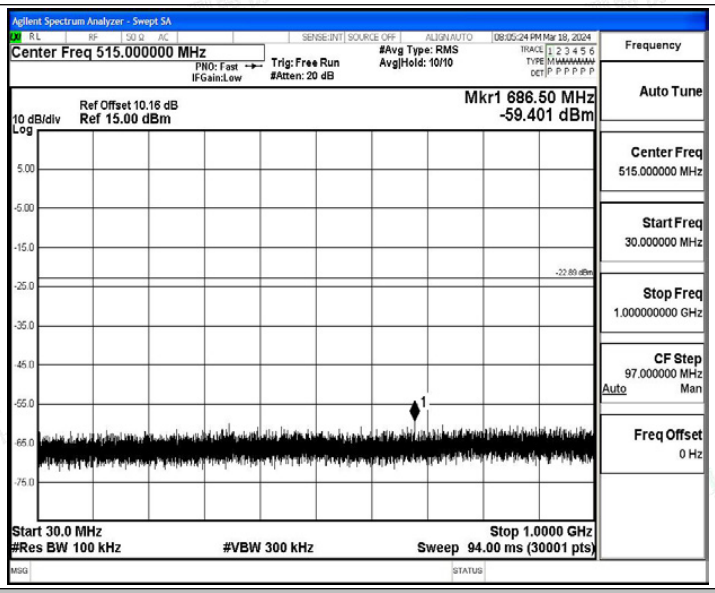

3DH5_Ant1_2402_1000~26500

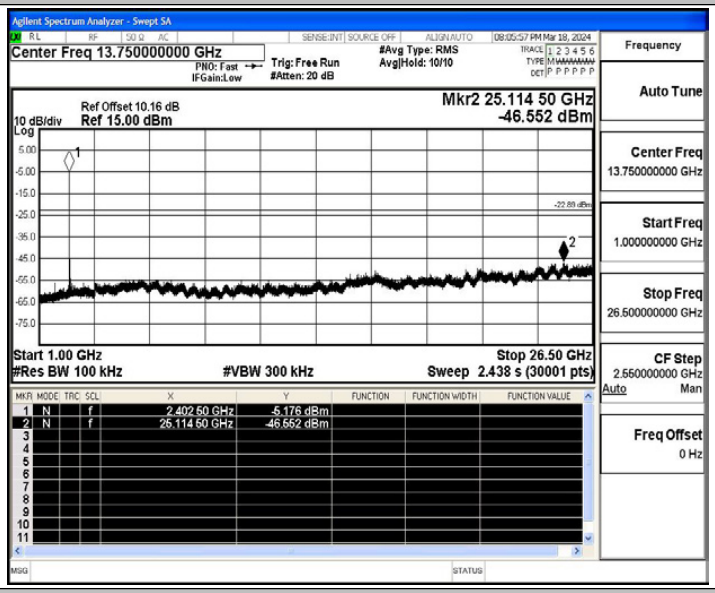

3DH5_Ant1_2441_30~1000

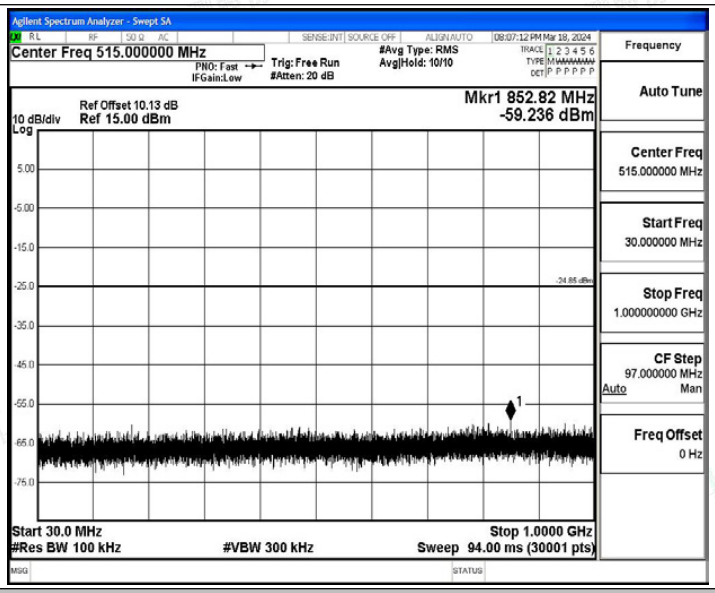

3DH5_Ant1_2441_1000~26500

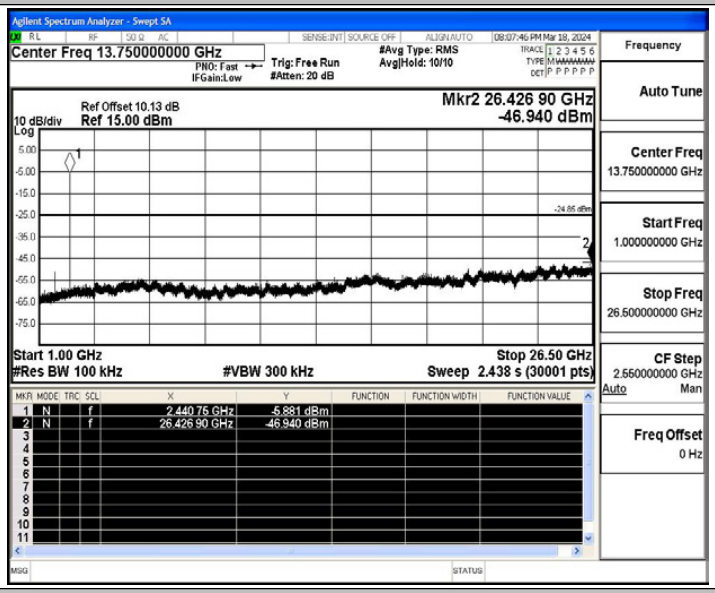

3DH5_Ant1_2480_30~1000

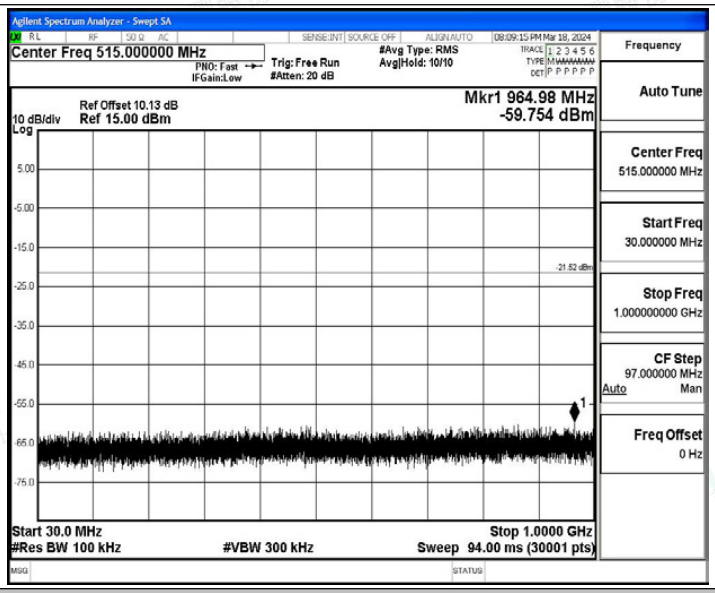

3DH5_Ant1_2480_1000~26500

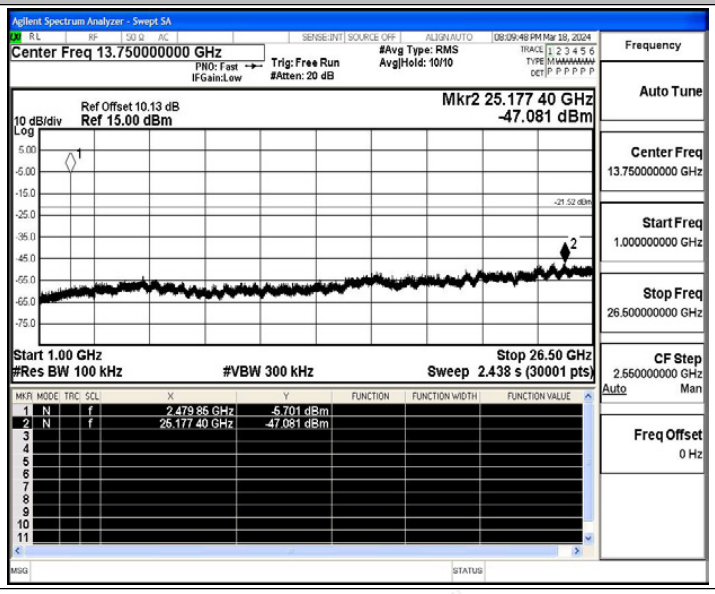

Reference Level

Test Result

TestMode	Antenna	ChName	Frequency[MHz]	Result [dBm]	Limit [dBm]	Verdict
DH5	Ant1	2402	2401.98	-1.75	---	PASS
		2441	2441.14	-0.93	---	PASS
		2480	2480.04	-0.98	---	PASS
2DH5	Ant1	2402	2402.14	-2.16	---	PASS
		2441	2441.06	-2.48	---	PASS
		2480	2479.83	-2.17	---	PASS
3DH5	Ant1	2402	2402.01	-2.89	---	PASS
		2441	2440.93	-4.85	---	PASS
		2480	2480.15	-1.52	---	PASS

Test Graphs

DH5_Ant1_2402

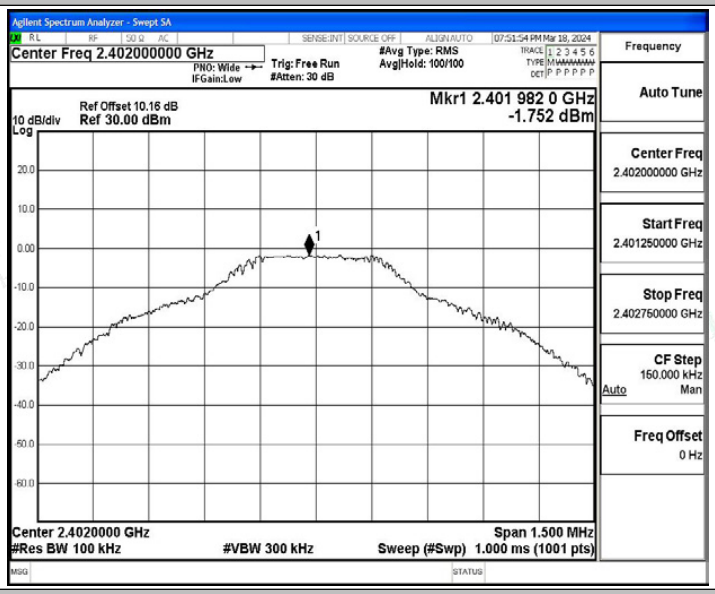

DH5_Ant1_2441

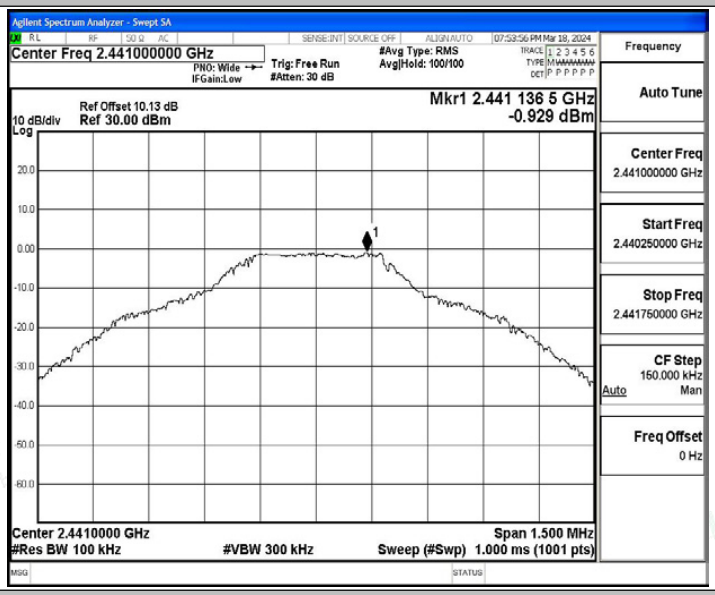

DH5_Ant1_2480

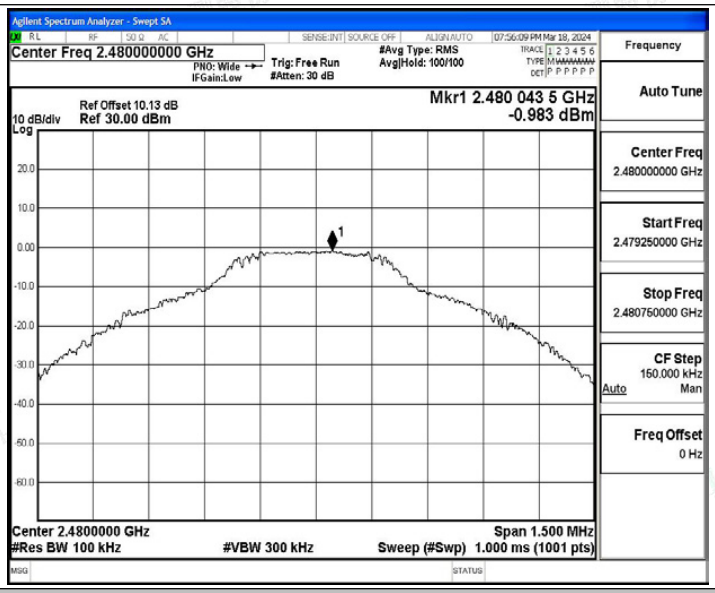

2DH5_Ant1_2402

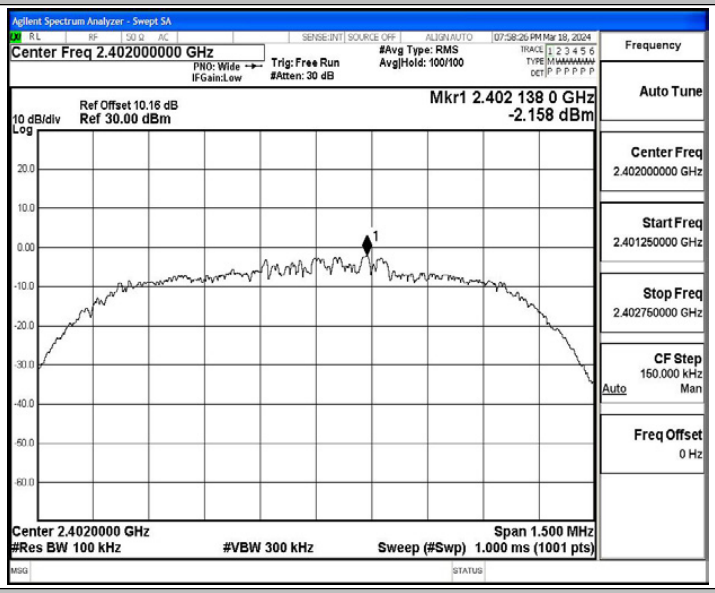

2DH5_Ant1_2441

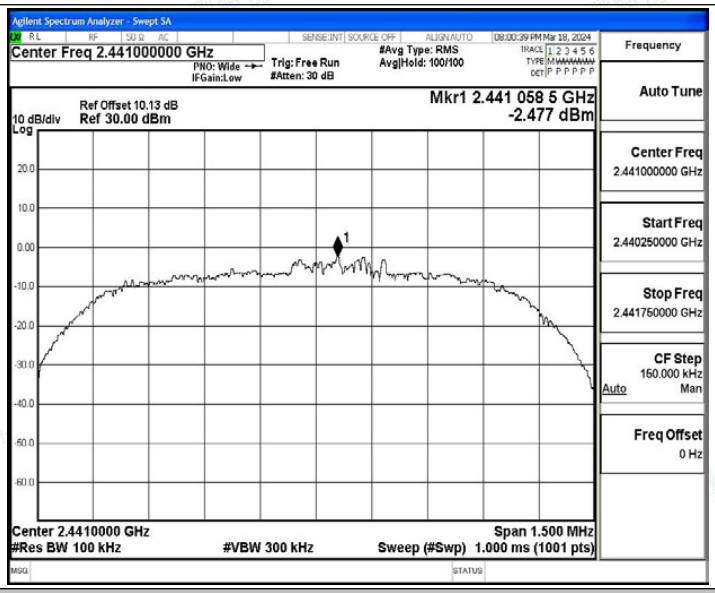

2DH5_Ant1_2480

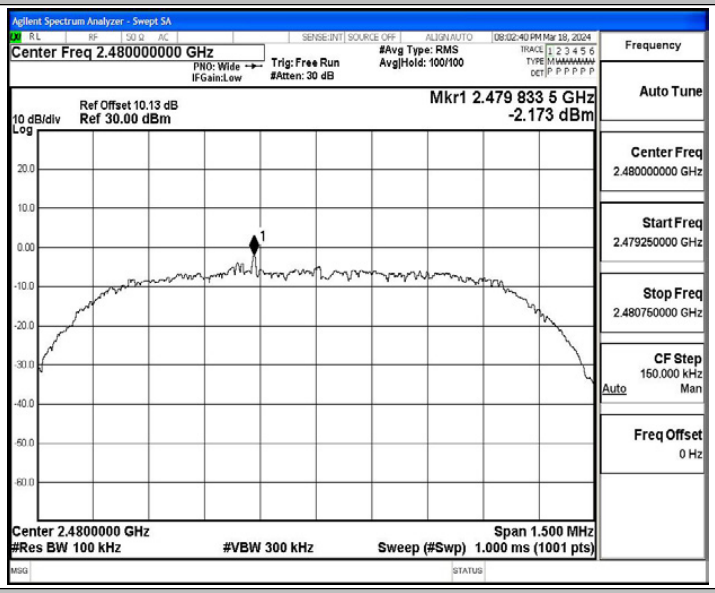

3DH5_Ant1_2402

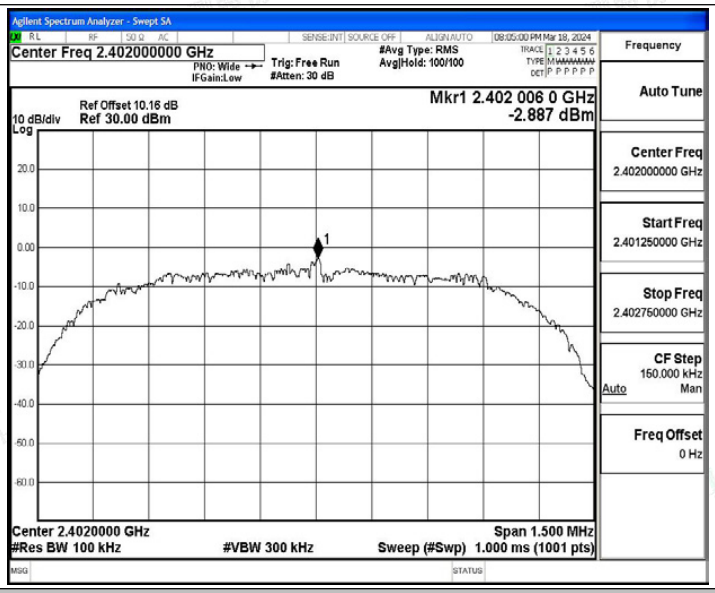

3DH5_Ant1_2441

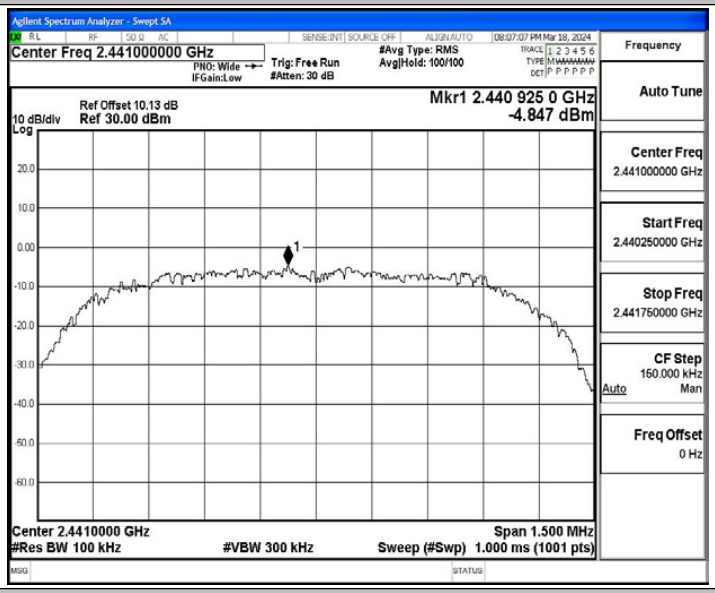

3DH5_Ant1_2480

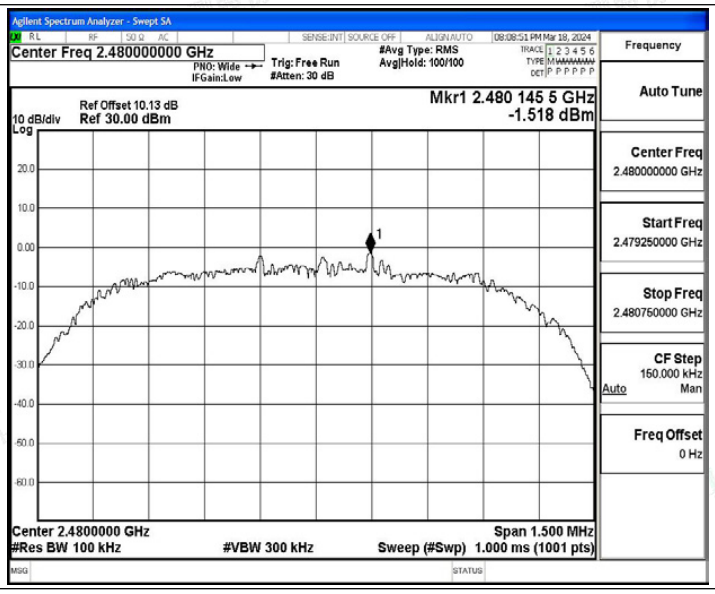
Agilent Spectrum Analyzer - Swept SA
Center Freq 2.480000000 GHz
PNO: Wide
IFGain:Low
Trig: Free Run
#Atten: 30 dB
#Avg Type: RMS
Avg|Hold: 100/100
08:09:51 PM Mar 18, 2024
Ref Offset 10.13 dB
10 dB/div Ref 30.00 dBm
Log
Mkr1 2.480 145 5 GHz
-1.518 dBm
Center 2.4800000 GHz
#Res BW 100 kHz
#VBW 300 kHz
Span 1.500 MHz
Sweep (#Swp) 1.000 ms (1001 pts)
Frequency
Auto Tune
Center Freq
2.480000000 GHz
Start Freq
2.479250000 GHz
Stop Freq
2.480750000 GHz
CF Step
150.000 kHz
Auto Man
Freq Offset
0 Hz

A.8 Duty Cycle

Test Result

TestMode	Antenna	Frequency[MHz]	ON Time [ms]	Period [ms]	Duty Cycle [%]	Duty Cycle Factor[dB]	1/T Factor[kHz]
DH5	Ant1	2402	2.88	3.75	76.80	1.15	0.35
		2441	2.89	3.75	77.07	1.13	0.35
		2480	2.88	3.75	76.80	1.15	0.35
2DH5	Ant1	2402	2.88	3.75	76.80	1.15	0.35
		2441	2.88	3.75	76.80	1.15	0.35
		2480	2.89	3.75	77.07	1.13	0.35
3DH5	Ant1	2402	2.89	3.75	77.07	1.13	0.35
		2441	2.89	3.75	77.07	1.13	0.35
		2480	2.89	3.75	77.07	1.13	0.35

Test Graphs

DH5_Ant1_2402

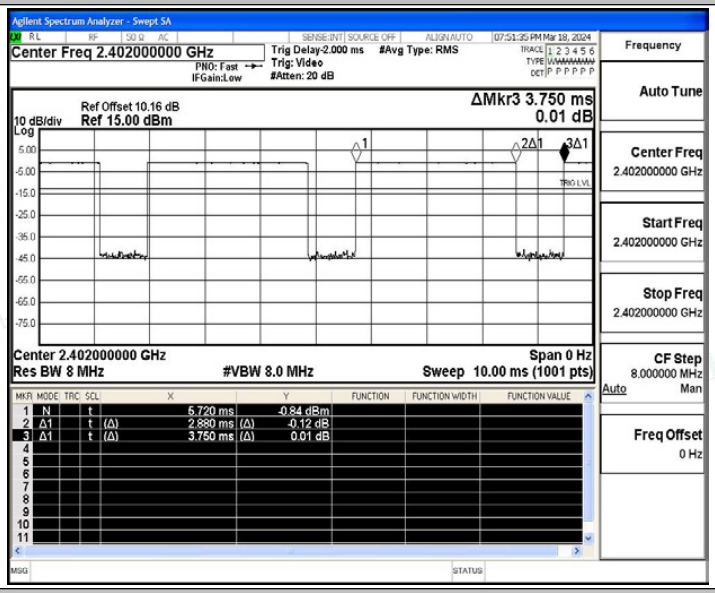

DH5_Ant1_2441

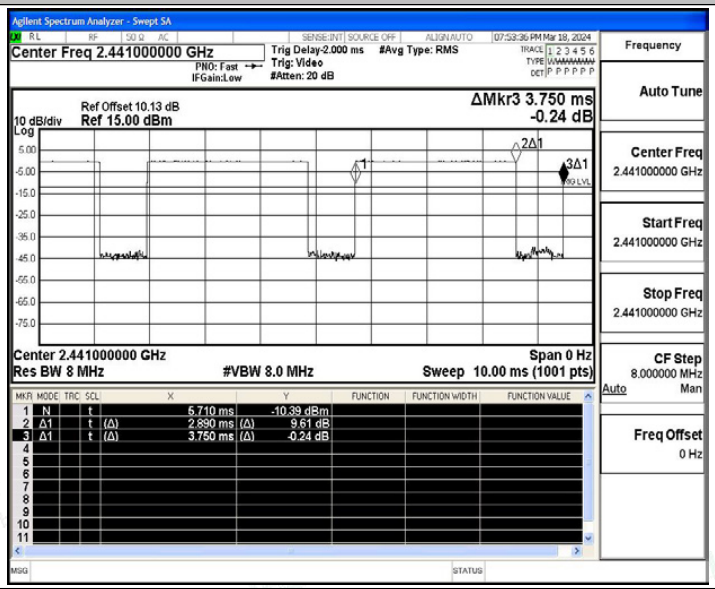

DH5_Ant1_2480

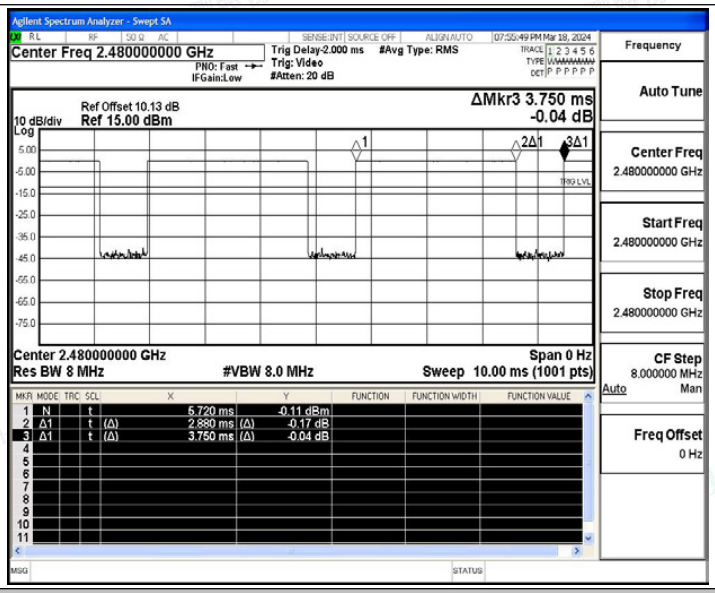

2DH5_Ant1_2402

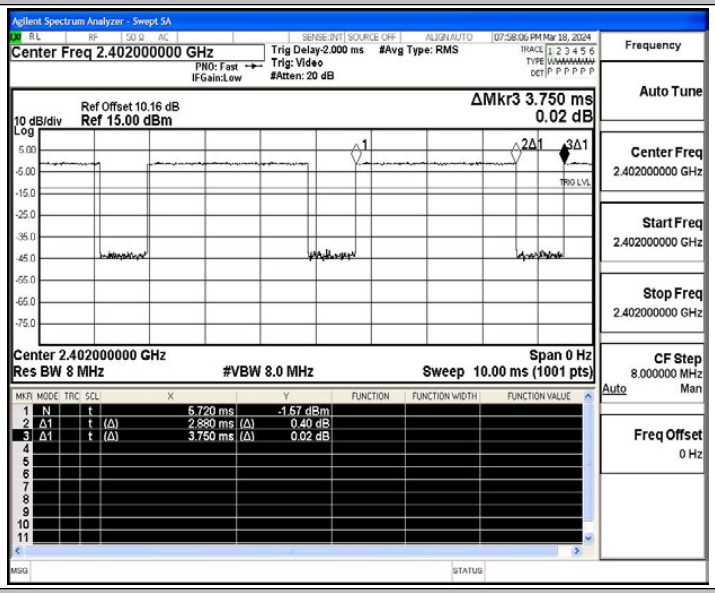

2DH5_Ant1_2441

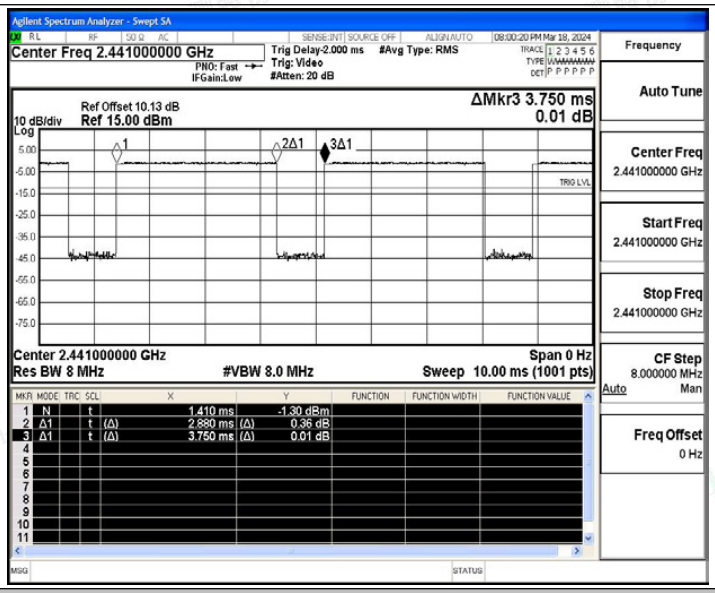

2DH5_Ant1_2480

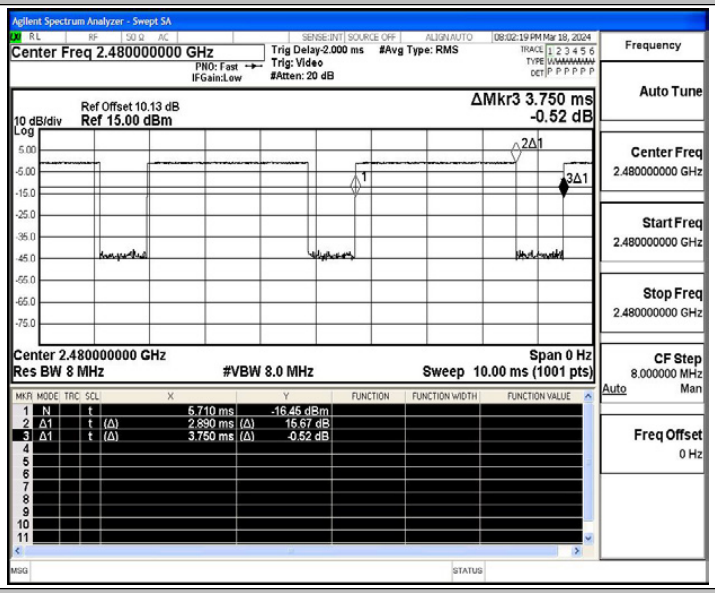

3DH5_Ant1_2402

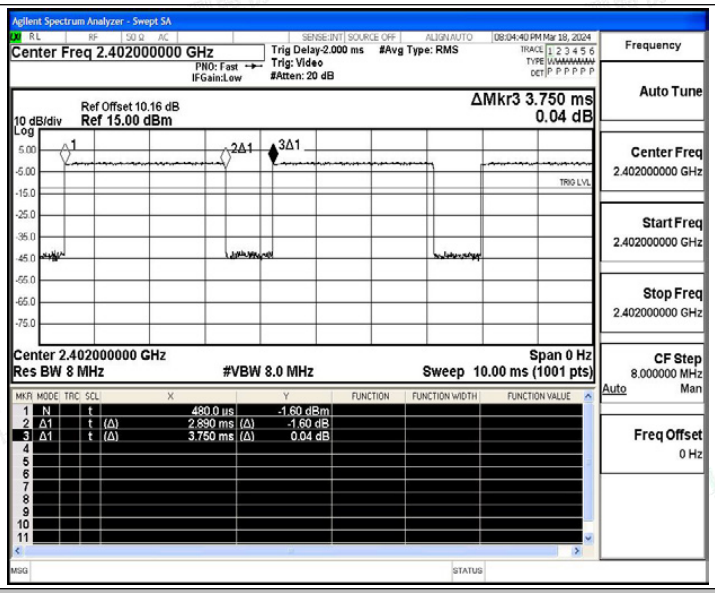

3DH5_Ant1_2441

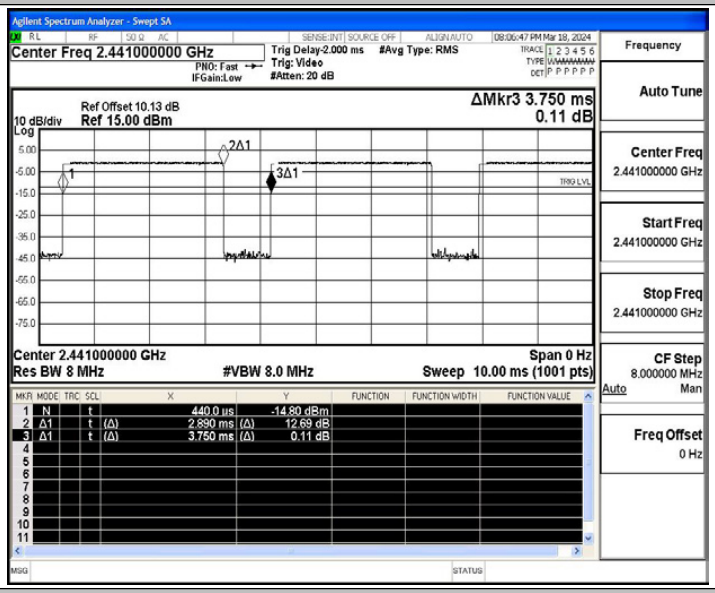

3DH5_Ant1_2480

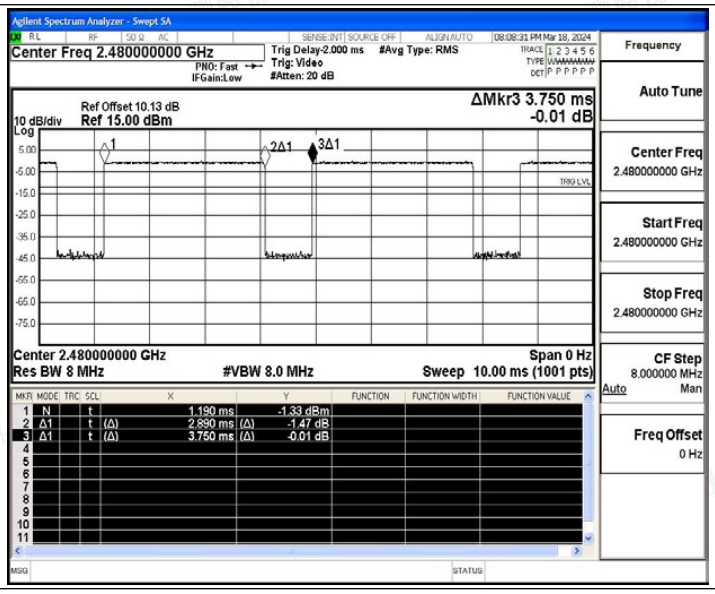
Agilent Spectrum Analyzer - Swept SA
Center Freq 2.480000000 GHz
Trig Delay-2.000 ms
#Avg Type: RMS
Trig: Video
#Atten: 20 dB
Ref Offset 10.13 dB
10 dB/div Ref 15.00 dBm
ΔMkr3 3.750 ms
-0.01 dB
Center 2.480000000 GHz
Span 0 Hz
Res BW 8 MHz
#VBW 8.0 MHz
Sweep 10.00 ms (1001 pts)
1 N t 1.190 ms -1.33 dBm
2 Δ1 t (Δ) 2.890 ms (Δ) -1.47 dB
3 Δ1 t (Δ) 3.750 ms (Δ) -0.01 dB
Frequency
Auto Tune
Center Freq 2.480000000 GHz
Start Freq 2.480000000 GHz
Stop Freq 2.480000000 GHz
CF Step 8.000000 MHz
Auto Man
Freq Offset 0 Hz

A.9 Emissions in Restricted Bands

Test Result

TestMode	Antenna	ChName	Frequency [MHz]	Detector	Freq [MHz]	Result [dBm]	Limit [dBm]	Result [dBuV/m]	Limit [dBuV/m]	Verdict
DH5	Ant1	Low	2402	AV	2310.000	-46.76	≤-41.20	48.44	≤54	PASS
				AV	2385.365	-45.79	≤-41.20	49.41	≤54	PASS
				AV	2390.000	-46.66	≤-41.20	48.54	≤54	PASS
				Peak	2310.000	-39.51	≤-21.20	55.69	≤74	PASS
				Peak	2367.305	-36.43	≤-21.20	58.77	≤74	PASS
				Peak	2390.000	-39.48	≤-21.20	55.72	≤74	PASS
		High	2480	AV	2483.500	-46.78	≤-41.20	48.42	≤54	PASS
				AV	2499.440	-45.56	≤-41.20	49.64	≤54	PASS
				AV	2500.000	-46	≤-41.20	49.20	≤54	PASS
				Peak	2483.500	-39.48	≤-21.20	55.72	≤74	PASS
				Peak	2485.760	-35.12	≤-21.20	60.08	≤74	PASS
				Peak	2500.000	-38.89	≤-21.20	56.31	≤74	PASS
		Low	Hop_2402	Peak	2310.000	-40.89	≤-21.20	54.31	≤74	PASS
				Peak	2379.065	-36.8	≤-21.20	58.40	≤74	PASS
				Peak	2390.000	-39.99	≤-21.20	55.21	≤74	PASS
		High	Hop_2480	Peak	2483.500	-39.04	≤-21.20	56.16	≤74	PASS
				Peak	2486.960	-37.24	≤-21.20	57.96	≤74	PASS
				Peak	2500.000	-39.28	≤-21.20	55.92	≤74	PASS
2DH5	Ant1	Low	2402	AV	2310.000	-47.09	≤-41.20	48.11	≤54	PASS
				AV	2381.270	-45.74	≤-41.20	49.46	≤54	PASS
				AV	2390.000	-46.98	≤-41.20	48.22	≤54	PASS
				Peak	2310.000	-40.21	≤-21.20	54.99	≤74	PASS
				Peak	2342.735	-36.96	≤-21.20	58.24	≤74	PASS
				Peak	2390.000	-39.51	≤-21.20	55.69	≤74	PASS
		High	2480	AV	2483.500	-46.3	≤-41.20	48.90	≤54	PASS
				AV	2499.360	-45.7	≤-41.20	49.50	≤54	PASS
				AV	2500.000	-45.86	≤-41.20	49.34	≤54	PASS
				Peak	2483.500	-39.6	≤-21.20	55.60	≤74	PASS
				Peak	2491.760	-37.32	≤-21.20	57.88	≤74	PASS
				Peak	2500.000	-41.19	≤-21.20	54.01	≤74	PASS
		Low	Hop_2402	Peak	2310.000	-41.45	≤-21.20	53.75	≤74	PASS
				Peak	2333.915	-36.81	≤-21.20	58.39	≤74	PASS
				Peak	2390.000	-39.7	≤-21.20	55.50	≤74	PASS
		High	Hop_2480	Peak	2483.500	-39.14	≤-21.20	56.06	≤74	PASS

				Peak	2488.240	-37.31	≤-21.20	57.89	≤74	PASS
				Peak	2500.000	-39.38	≤-21.20	55.82	≤74	PASS
3DH5	Ant1	Low	2402	AV	2310.000	-47.26	≤-41.20	47.94	≤54	PASS
				AV	2337.695	-45.76	≤-41.20	49.44	≤54	PASS
				AV	2390.000	-46.72	≤-41.20	48.48	≤54	PASS
				Peak	2310.000	-39.52	≤-21.20	55.68	≤74	PASS
				Peak	2345.990	-37.03	≤-21.20	58.17	≤74	PASS
				Peak	2390.000	-39.95	≤-21.20	55.25	≤74	PASS
		High	2480	AV	2483.500	-46.36	≤-41.20	48.84	≤54	PASS
				AV	2492.080	-45.38	≤-41.20	49.82	≤54	PASS
				AV	2500.000	-45.84	≤-41.20	49.36	≤54	PASS
				Peak	2483.500	-41.32	≤-21.20	53.88	≤74	PASS
				Peak	2498.480	-36.3	≤-21.20	58.90	≤74	PASS
				Peak	2500.000	-39.66	≤-21.20	55.54	≤74	PASS
		Low	Hop_2402	Peak	2310.000	-41.61	≤-21.20	53.59	≤74	PASS
				Peak	2355.860	-37.65	≤-21.20	57.55	≤74	PASS
				Peak	2390.000	-39.25	≤-21.20	55.95	≤74	PASS
		High	Hop_2480	Peak	2483.500	-39.49	≤-21.20	55.71	≤74	PASS
				Peak	2491.040	-36.29	≤-21.20	58.91	≤74	PASS
				Peak	2500.000	-39.15	≤-21.20	56.05	≤74	PASS

Note：

1. The Antenna Gain is compensated in the graph. The Correction Factor is compensated in the graph.
2. The limit in dBm for average detector is conversion from 54dBuV/m, according to 15.209(a). The limit in dBm for peak detector is 20dB above the limit of average detector in dBm.

Test Graphs

DH5_Ant1_Low_2402_AV

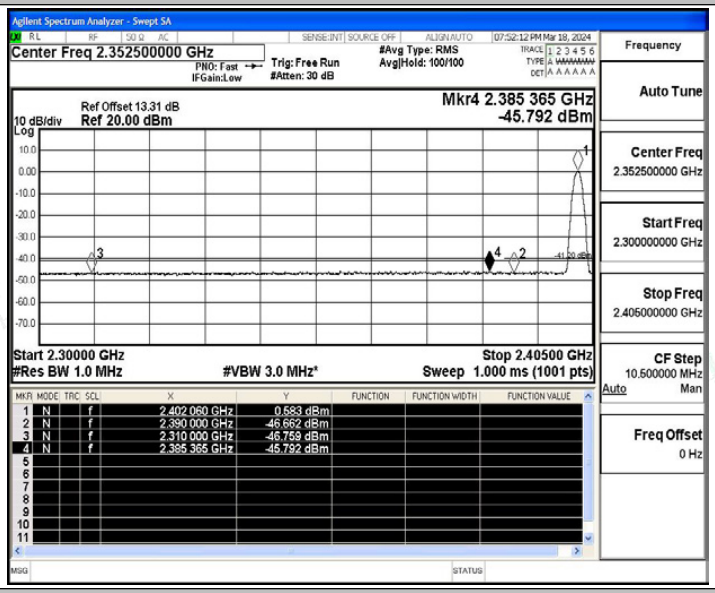

DH5_Ant1_Low_2402_Peak

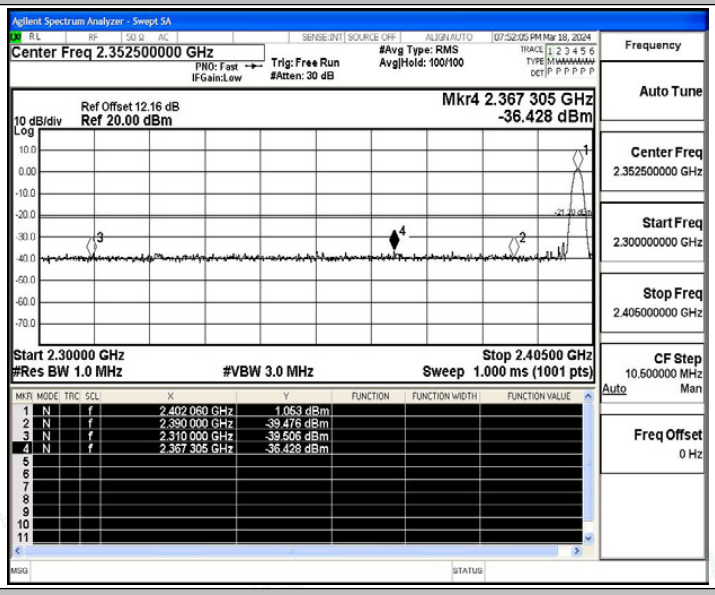

DH5_Ant1_High_2480_AV

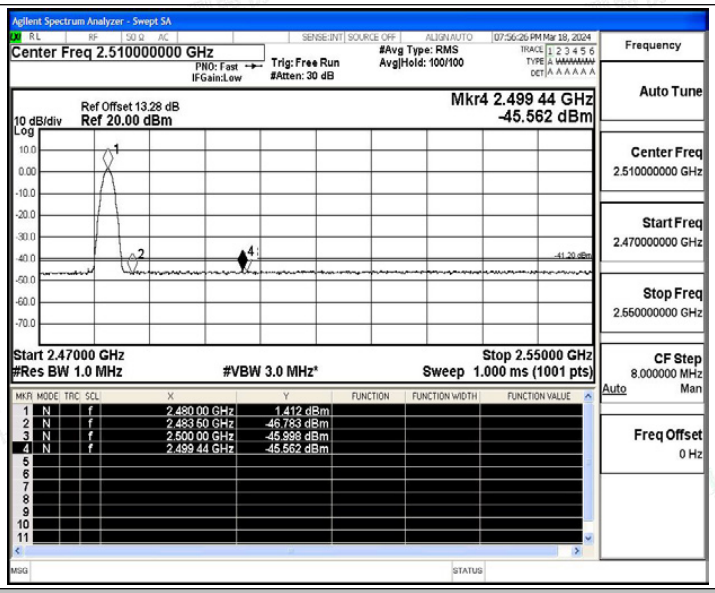

DH5_Ant1_High_2480_Peak

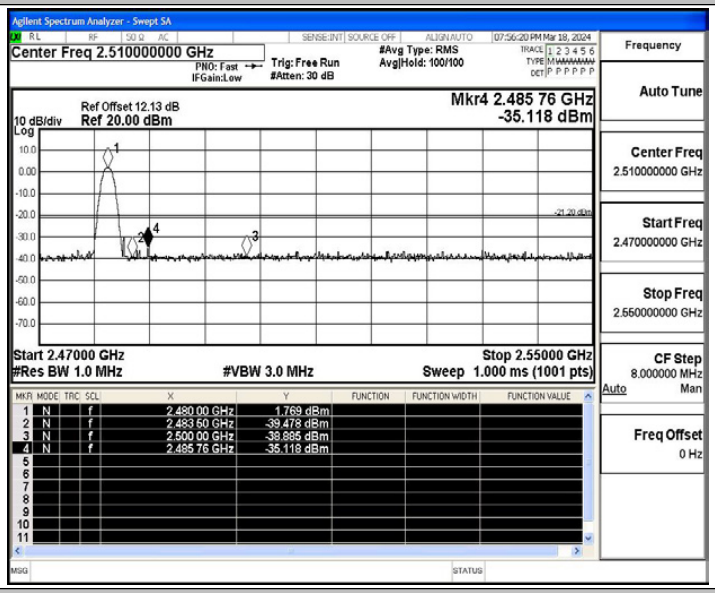

DH5_Ant1_Low_Hop_2402_Peak

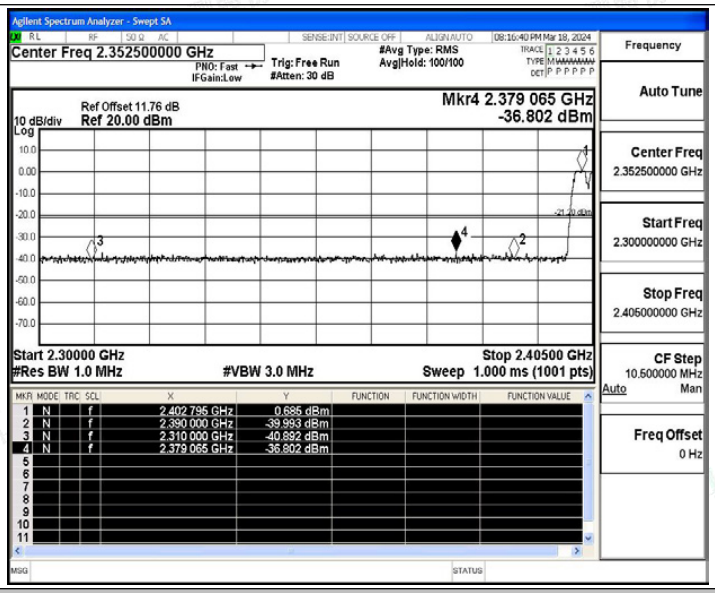

DH5_Ant1_High_Hop_2480_Peak

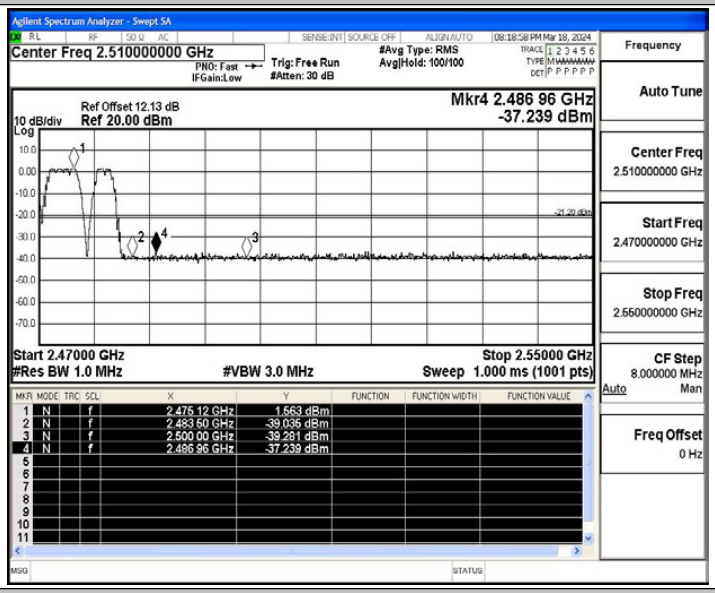

2DH5_Ant1_Low_2402_AV

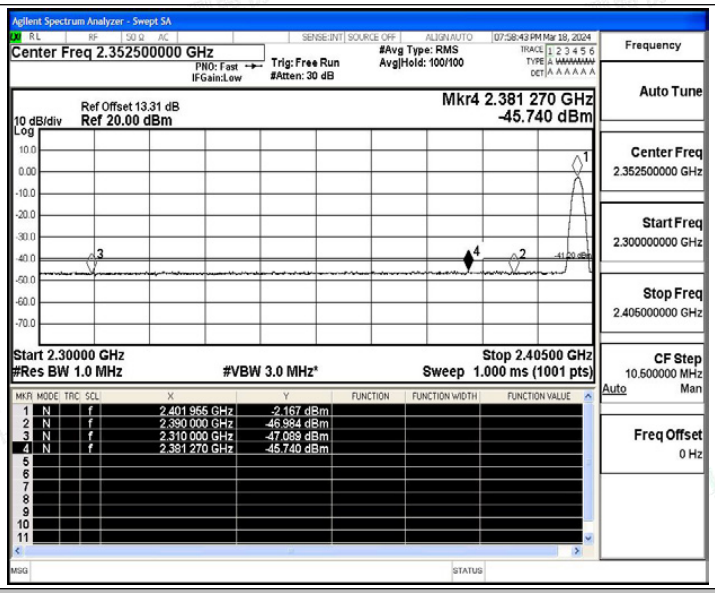

2DH5_Ant1_Low_2402_Peak

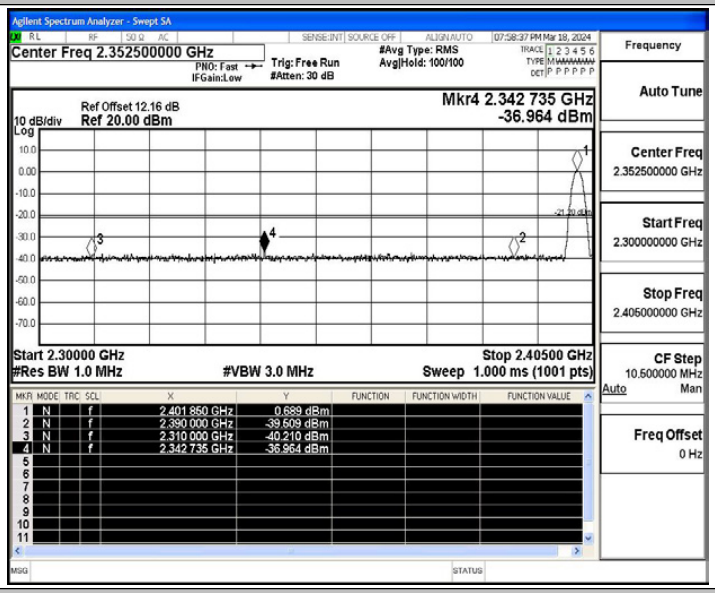

2DH5_Ant1_High_2480_AV

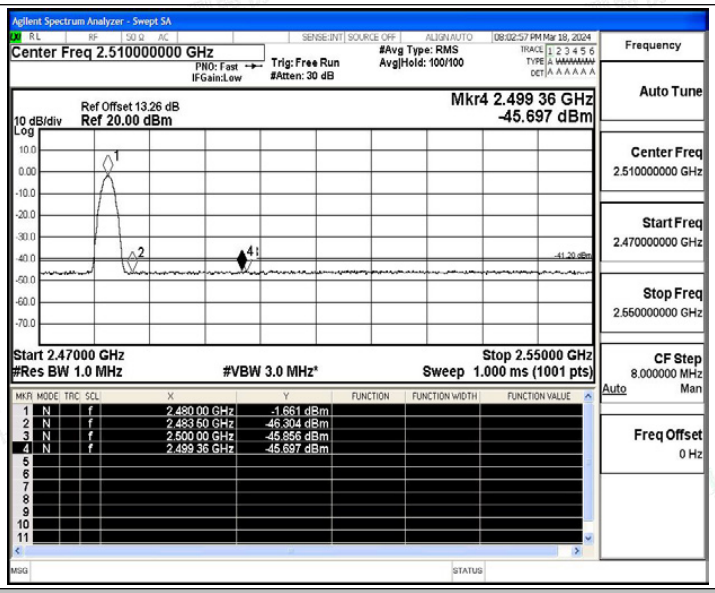

2DH5_Ant1_High_2480_Peak

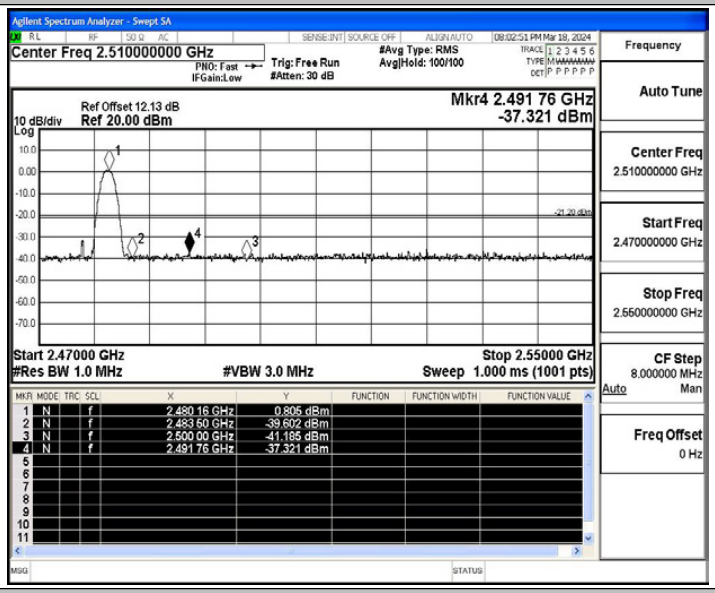

2DH5_Ant1_Low_Hop_2402_Peak

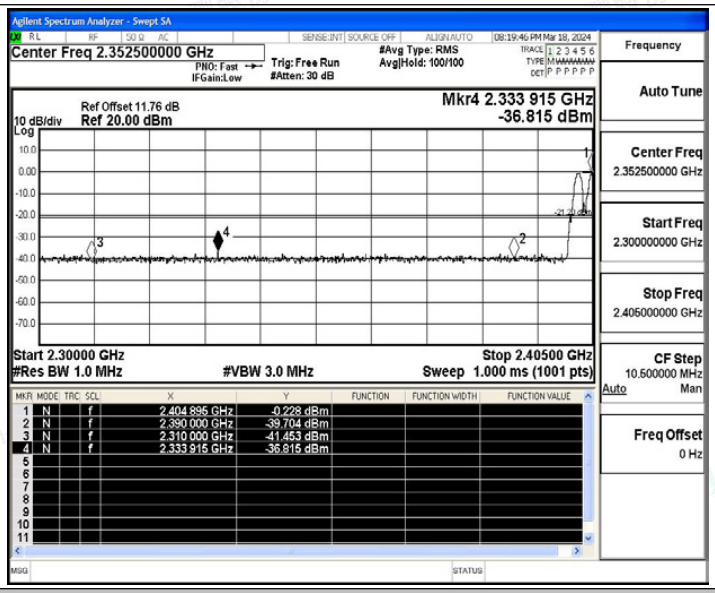

2DH5_Ant1_High_Hop_2480_Peak

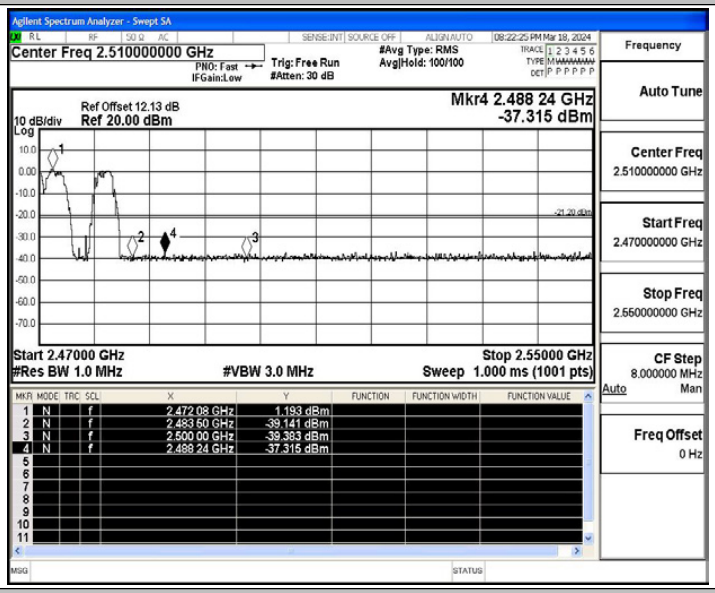

3DH5_Ant1_Low_2402_AV

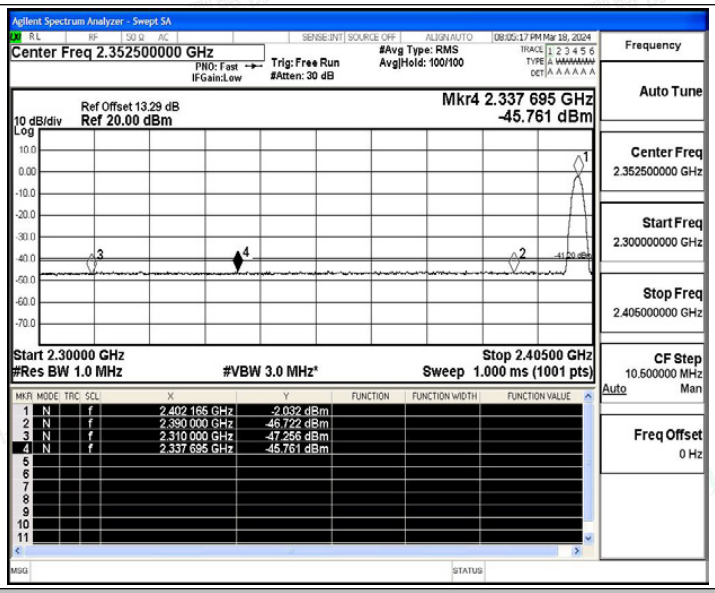

3DH5_Ant1_Low_2402_Peak

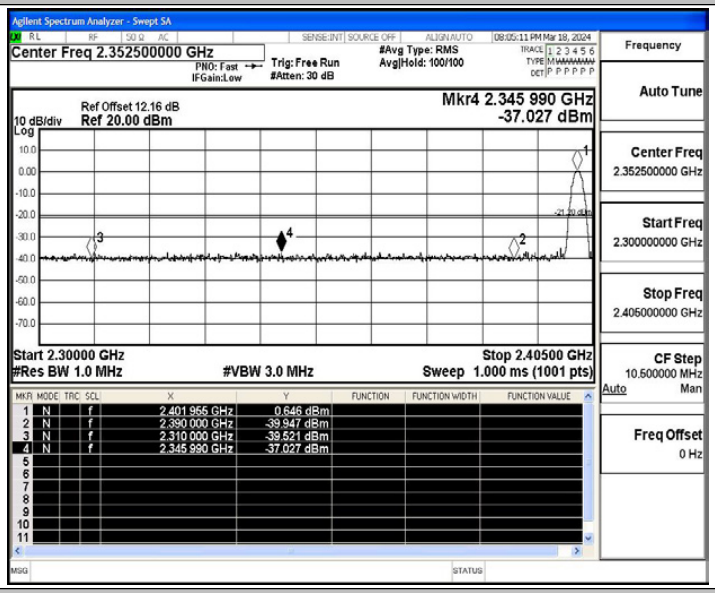

3DH5_Ant1_High_2480_AV

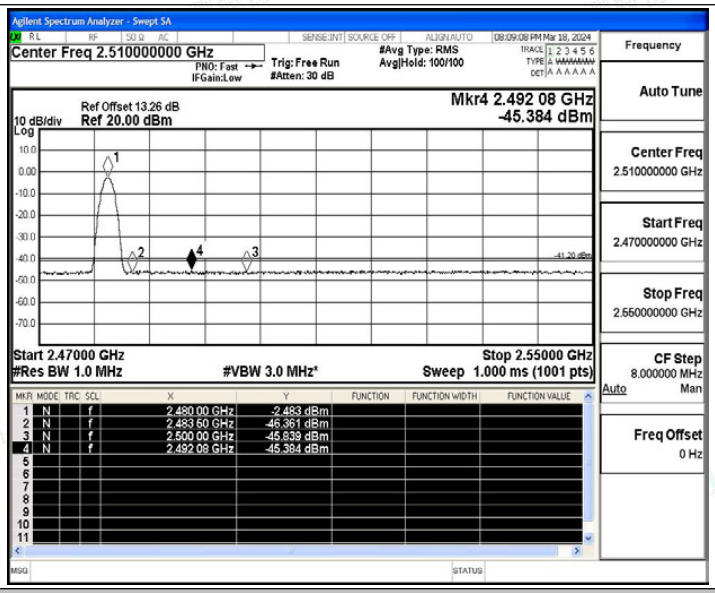

3DH5_Ant1_High_2480_Peak

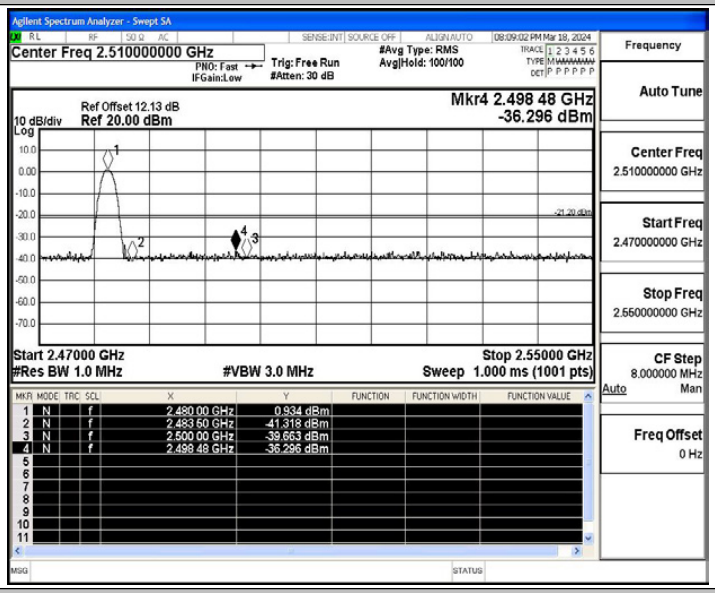

3DH5_Ant1_Low_Hop_2402_Peak

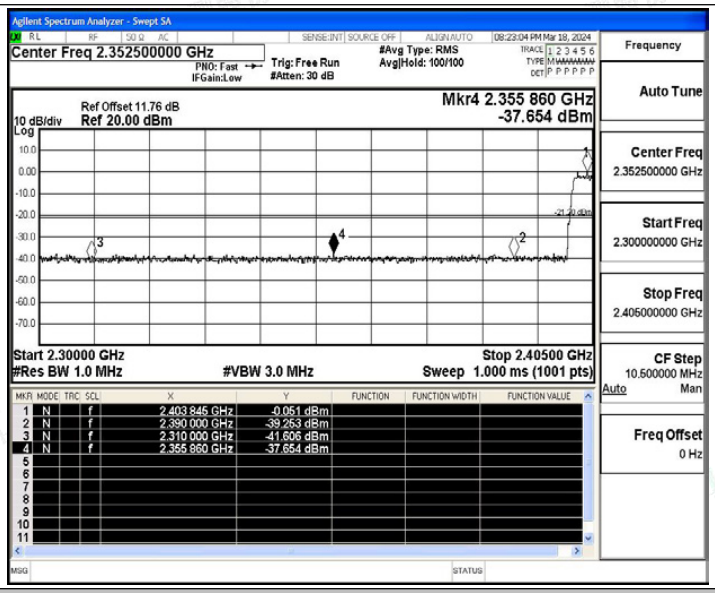
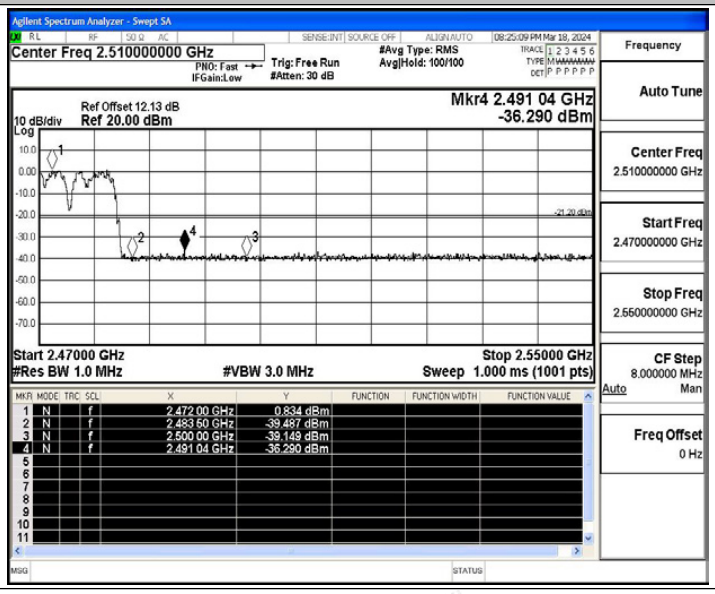
3DH5_Ant1_High_Hop_2480_Peak