Appendix Test Data

Report No.:	18220WC40052702	Test Sample No.:	1-2-2
Start Test Date:	2024.4.2	Finish Test Date:	2024.4.2
Test Engineer:	Joker Huang	Auditor:	Justin Feng
Temperature:	24.3℃	Relative Humidity:	49%
Pressure:	101kPa		

Appendix A: 6dB Bandwidth

Test Result

Test Mode	Antenna	Frequency[MHz]	6dB BW [MHz]	FL[MHz]	FH[MHz]	Limit[MHz]	Verdict
11B	Ant1	2412	10.040	2407.000	2417.040	0.5	PASS
		2437	10.080	2431.960	2442.040	0.5	PASS
		2462	9.600	2456.960	2466.560	0.5	PASS
11G	Ant1	2412	16.320	2403.840	2420.160	0.5	PASS
		2437	16.360	2428.800	2445.160	0.5	PASS
		2462	16.320	2453.840	2470.160	0.5	PASS
11N20SISO	Ant1	2412	17.600	2403.200	2420.800	0.5	PASS
		2437	17.600	2428.200	2445.800	0.5	PASS
		2462	17.600	2453.200	2470.800	0.5	PASS

Test Graphs

11B_Ant1_2412

11B_Ant1_2437

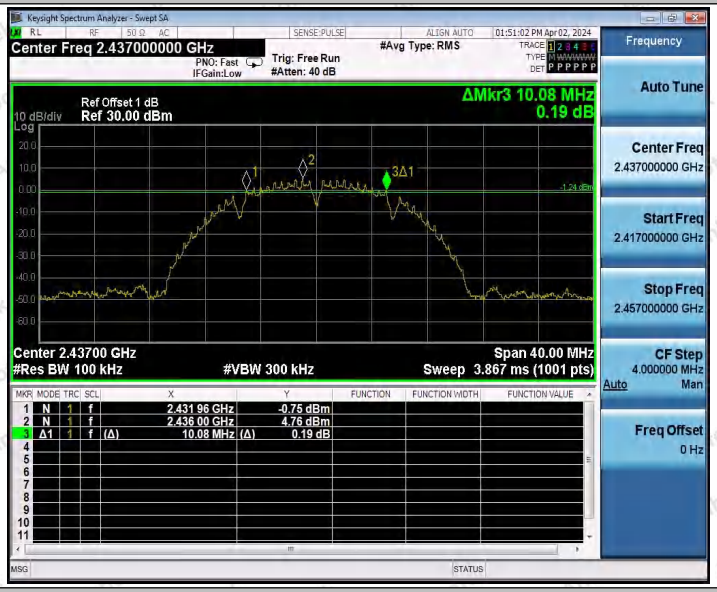

11B_Ant1_2462

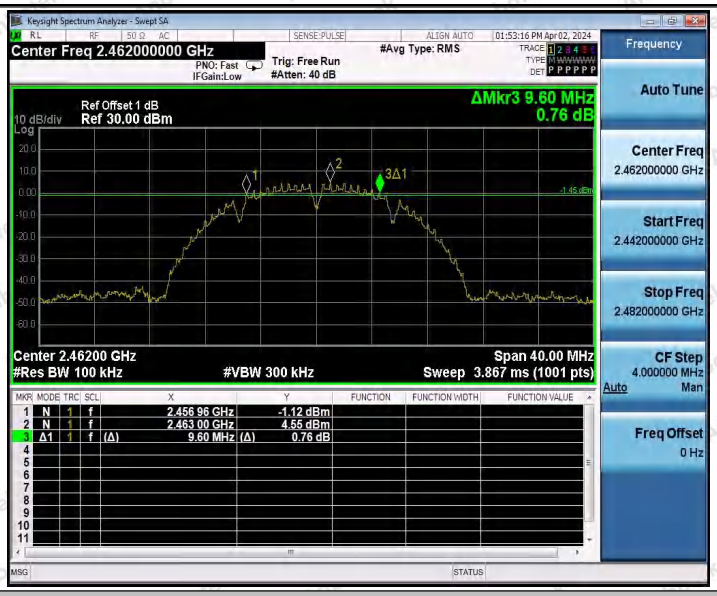

11G_Ant1_2412

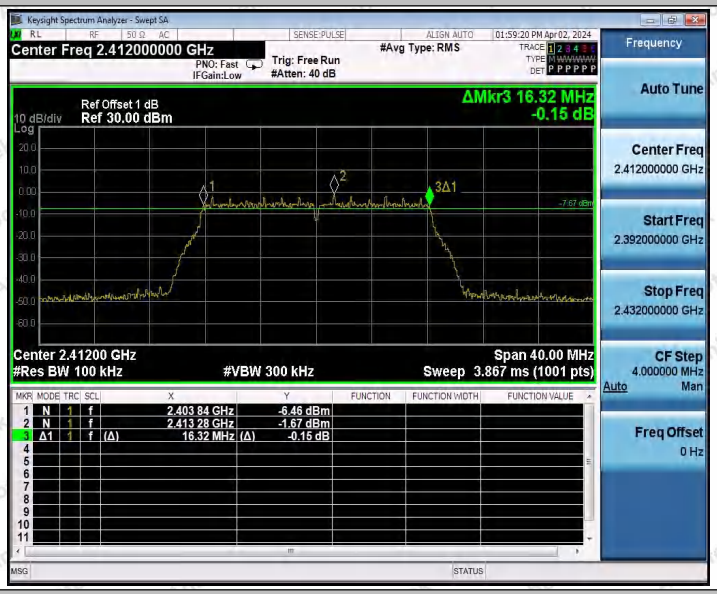

11G_Ant1_2437

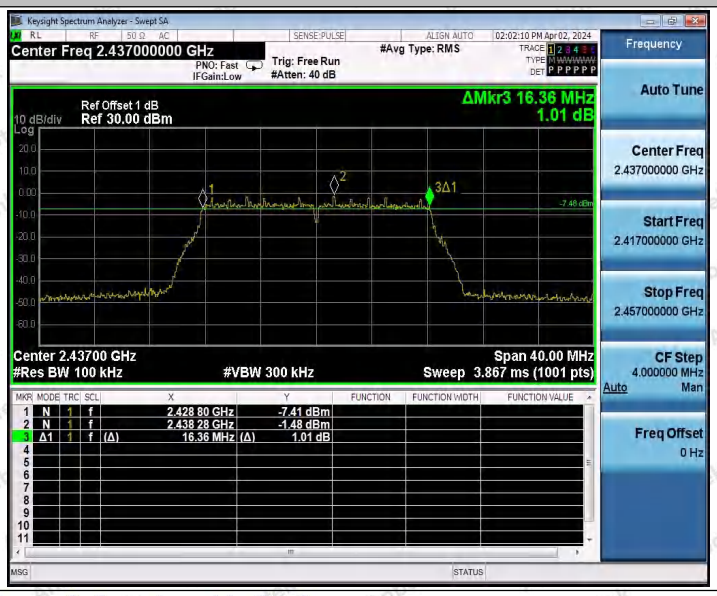

11G_Ant1_2462

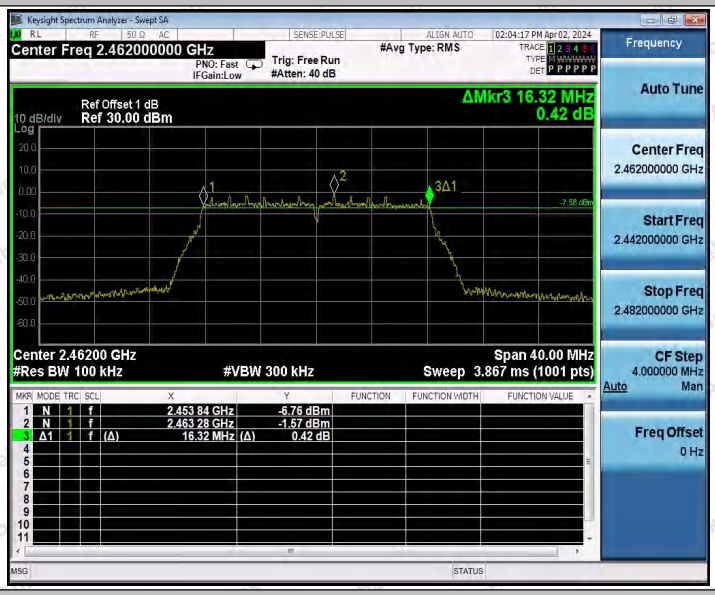

11N20SISO_Ant1_2412

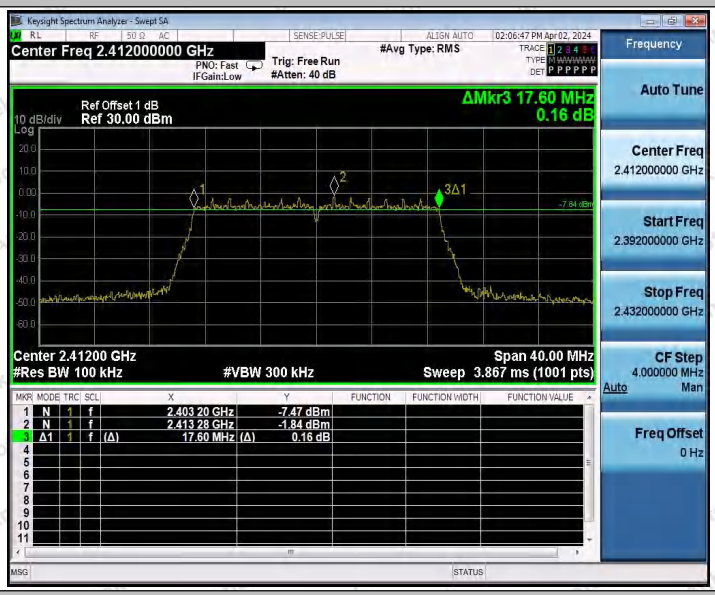

11N20SISO_Ant1_2437

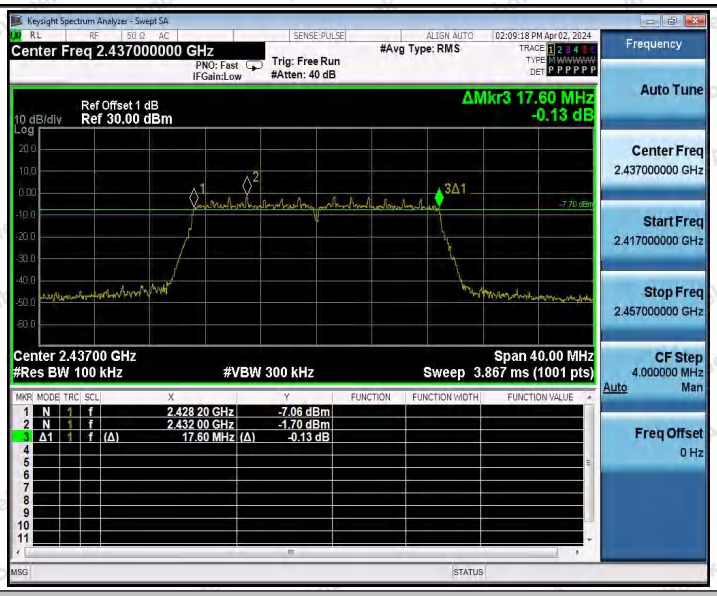

11N20SISO_Ant1_2462

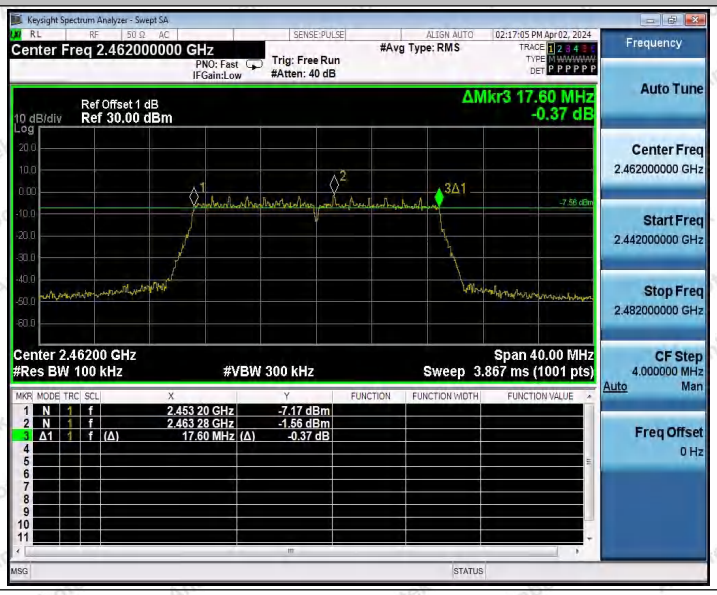

Appendix B: 99% Occupied Bandwidth

Test Result

Test Mode	Antenna	Frequency[MHz]	OCB [MHz]	FL[MHz]	FH[MHz]	Limit[MHz]	Verdict
11B	Ant1	2412	12.313	2405.8870	2418.1990	---	---
		2437	14.308	2429.8373	2444.1423	---	---
		2462	14.335	2454.8076	2469.1386	---	---
11G	Ant1	2412	17.235	2403.3916	2420.6266	---	---
		2437	17.175	2428.4309	2445.5969	---	---
		2462	17.224	2453.3860	2470.5640	---	---
11N20SISO	Ant1	2412	18.041	2403.0202	2421.0502	---	---
		2437	18.063	2427.9894	2446.0344	---	---
		2462	18.052	2452.9890	2471.0310	---	---

Test Graphs

11B_Ant1_2412

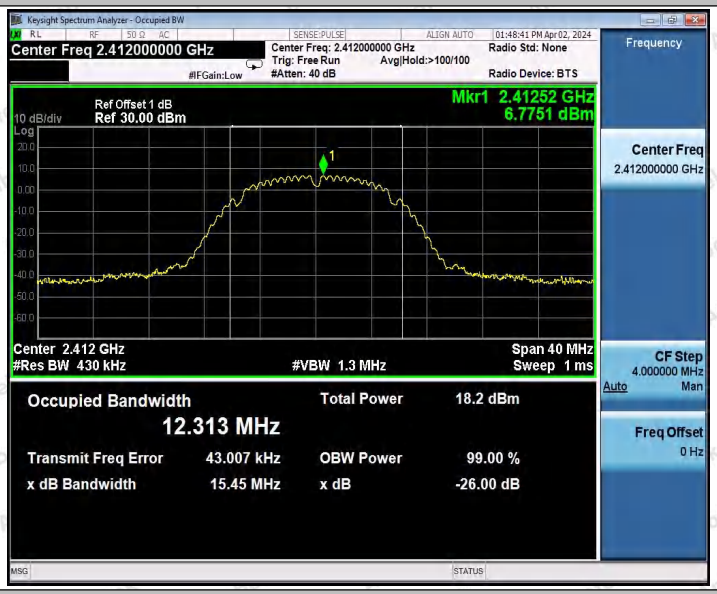

11B_Ant1_2437

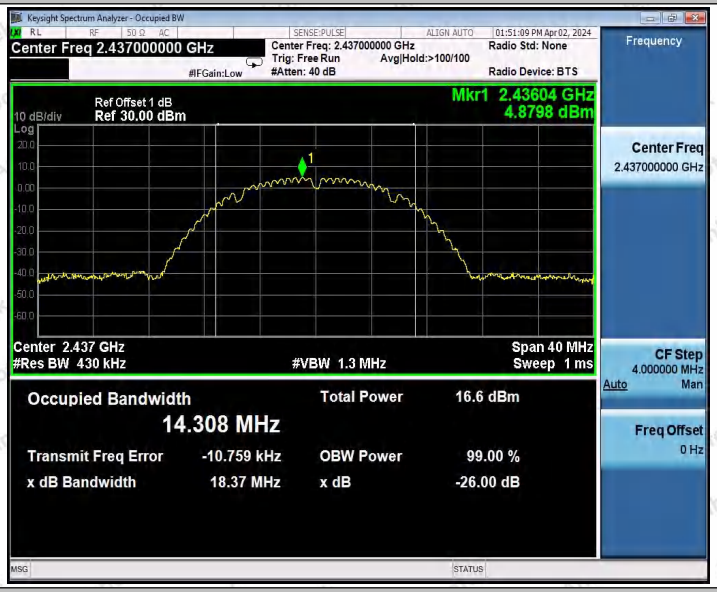

11B_Ant1_2462

11G_Ant1_2412

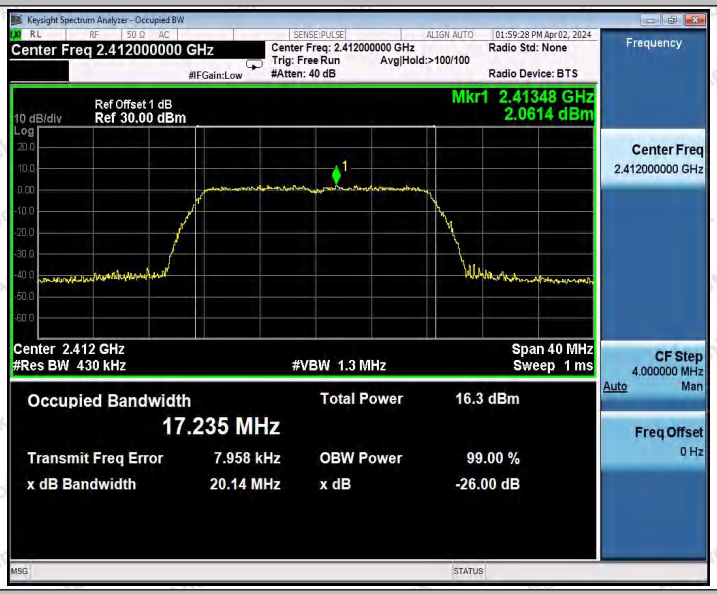

11G_Ant1_2437

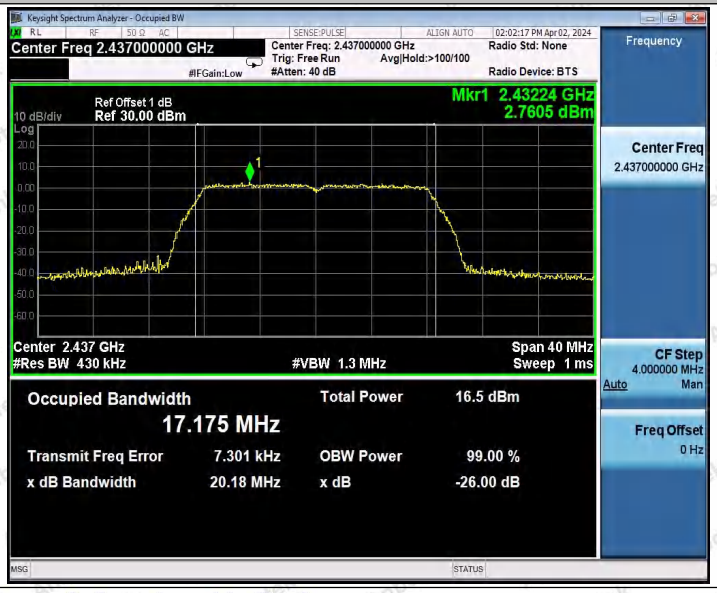

11G_Ant1_2462

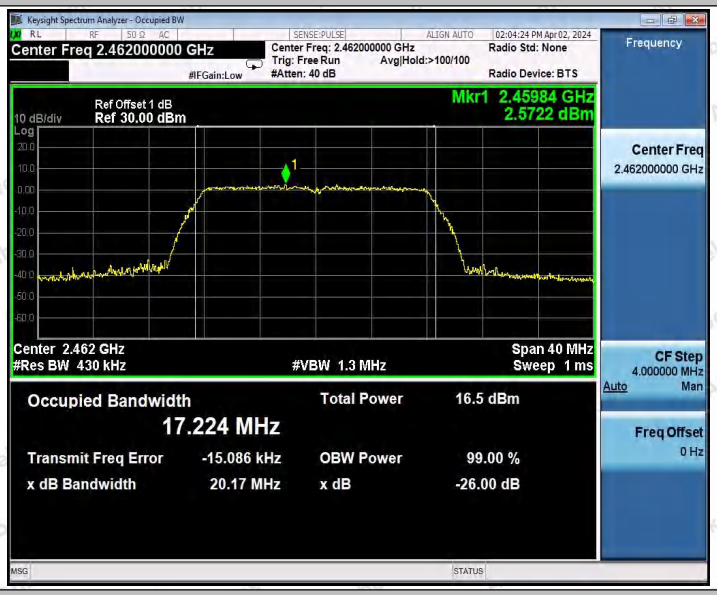

11N20SISO_Ant1_2412

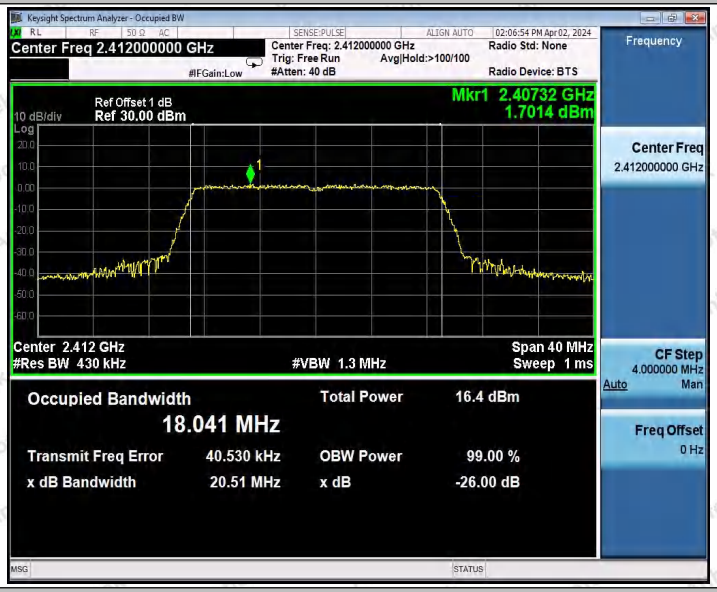

11N20SISO_Ant1_2437

11N20SISO_Ant1_2462

Appendix C: Maximum conducted output power

Test Result Average

Test Mode	Antenna	Frequency [MHz]	Set Power	Average power [dBm]	Duty Cycle [%]	DC Factor [dBm]	Result [dBm]	Limit [dBm]	Verdict
11B	Ant1	2412	---	16.65	99.64	0.02	**16.67**	≤30.00	PASS
		2437	---	15.09	99.64	0.02	15.11	≤30.00	PASS
		2462	---	14.98	99.64	0.02	15.00	≤30.00	PASS
11G	Ant1	2412	---	14.61	97.89	0.09	14.7	≤30.00	PASS
		2437	---	14.80	97.20	0.12	14.92	≤30.00	PASS
		2462	---	14.73	97.90	0.09	14.82	≤30.00	PASS
11N20SISO	Ant1	2412	---	14.55	97.74	0.10	14.65	≤30.00	PASS
		2437	---	14.76	97.74	0.10	14.86	≤30.00	PASS
		2462	---	14.71	97.01	0.13	14.84	≤30.00	PASS

Note：The Duty Cycle Factor(10*log(1/D)) and cable loss are compensated in the graph.

Test Graphs

11B_Ant1_2412

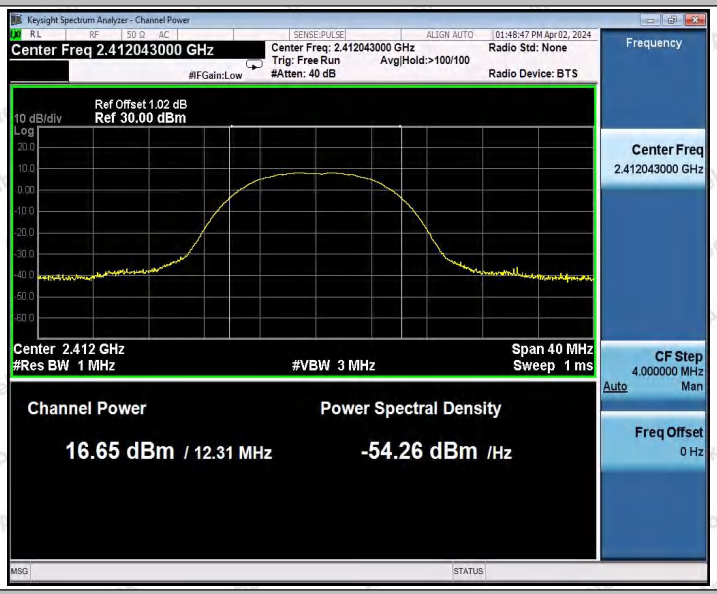

11B_Ant1_2437

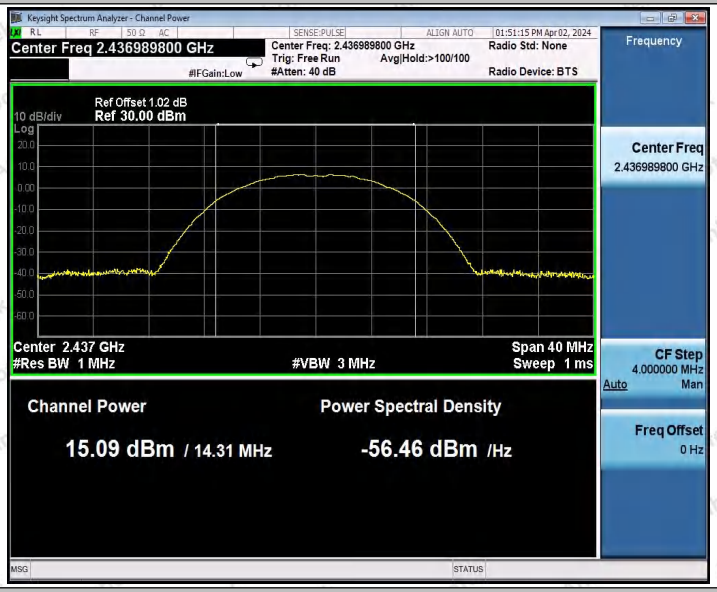

11B_Ant1_2462

11G_Ant1_2412

11G_Ant1_2437

11G_Ant1_2462

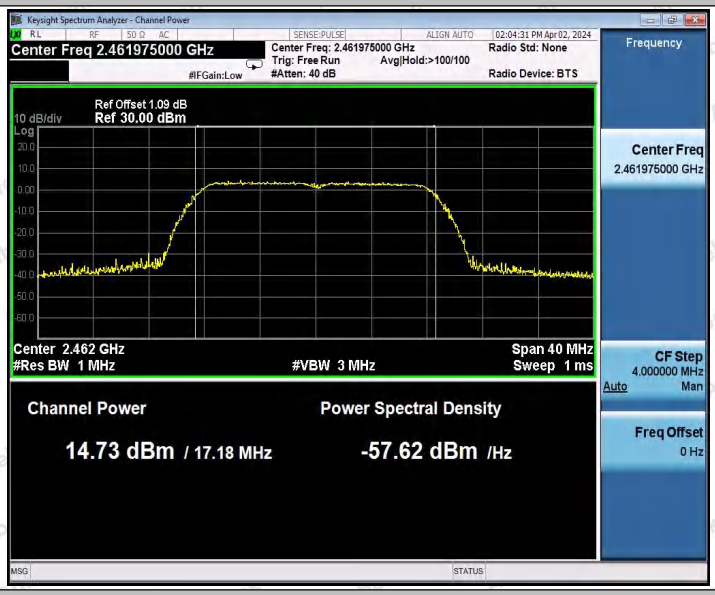

11N20SISO_Ant1_2412

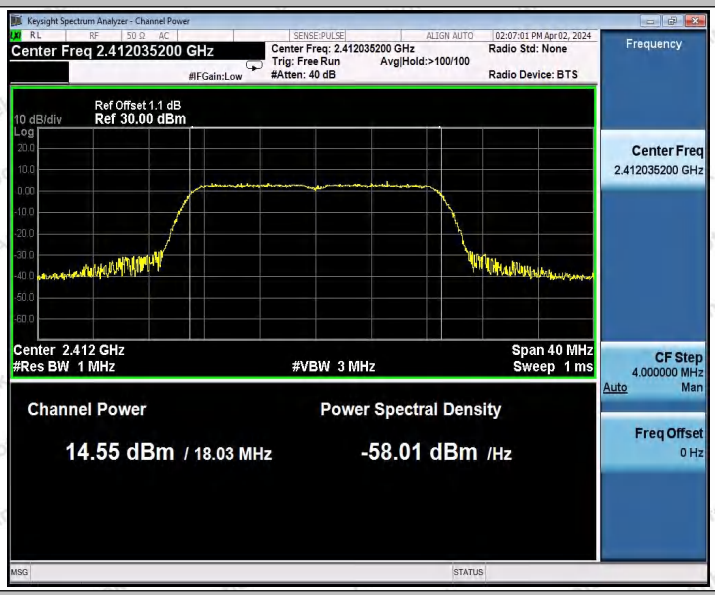

11N20SISO_Ant1_2437

11N20SISO_Ant1_2462

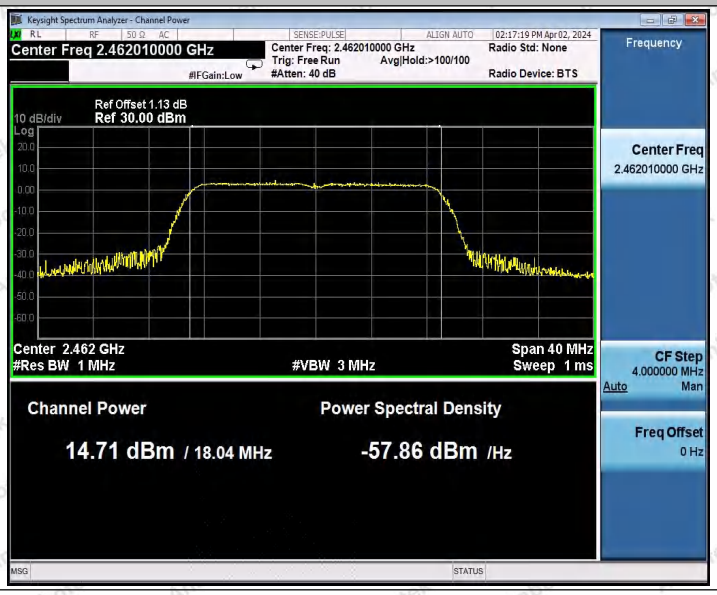

Appendix D: Maximum power spectral density

Test Result

Test Mode	Antenna	Frequency [MHz]	Result [dBm/30kHz]	Result [dBm/3kHz]	Result [dBm/3kHz]	Limit [dBm/3kHz]
11B	Ant1	2412	-6.53	-16.53	≤8.00	PASS
		2437	-8.78	-18.78	≤8.00	PASS
		2462	-8.70	-18.70	≤8.00	PASS
11G	Ant1	2412	-15.11	-25.11	≤8.00	PASS
		2437	-14.78	-24.78	≤8.00	PASS
		2462	-14.95	-24.95	≤8.00	PASS
11N20SISO	Ant1	2412	-15.55	-25.55	≤8.00	PASS
		2437	-15.07	-25.07	≤8.00	PASS
		2462	-14.62	-24.62	≤8.00	PASS

Note：

1. The Duty Cycle Factor(10*log(1/D)) and cable loss are compensated in the graph.
2. PSD(dBm/3kHz)= PSD(dBm/30kHz)- (10*log(30/3))

Test Graphs

11B_Ant1_2412

11B_Ant1_2437

11B_Ant1_2462

11G_Ant1_2412

11G_Ant1_2437

11G_Ant1_2462

11N20SISO_Ant1_2412

11N20SISO_Ant1_2437

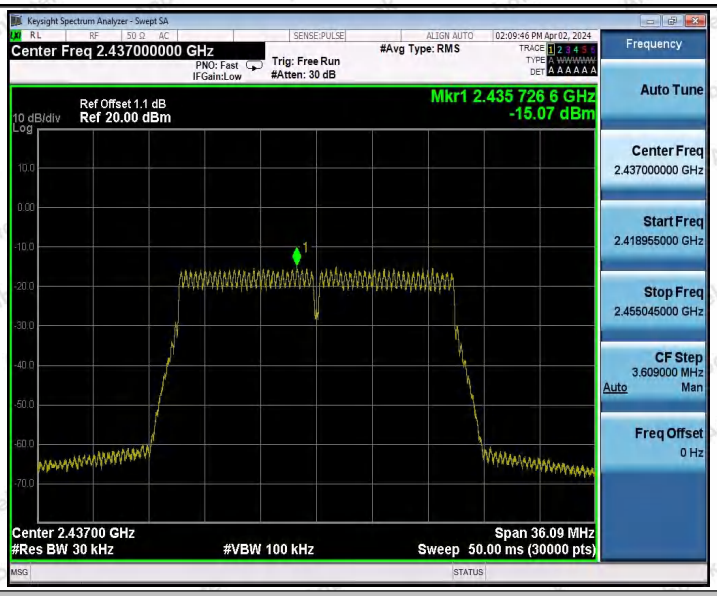

11N20SISO_Ant1_2462

Appendix E: Conducted Band edge

Test Result

Test Mode	Antenna	ChName	Frequency[MHz]	RefLevel[dBm]	Result[dBm]	Limit[dBm]	Verdict
11B	Ant1	Low	2412	6.61	-46.05	≤-23.39	PASS
		High	2462	4.53	-55.00	≤-25.47	PASS
11G	Ant1	Low	2412	-2.02	-46.96	≤-32.02	PASS
		High	2462	-1.47	-53.24	≤-31.47	PASS
11N20SISO	Ant1	Low	2412	-1.97	-44.08	≤-31.97	PASS
		High	2462	-1.51	-52.87	≤-31.51	PASS

Test Graphs

11B_Ant1_Low_2412

11B_Ant1_High_2462

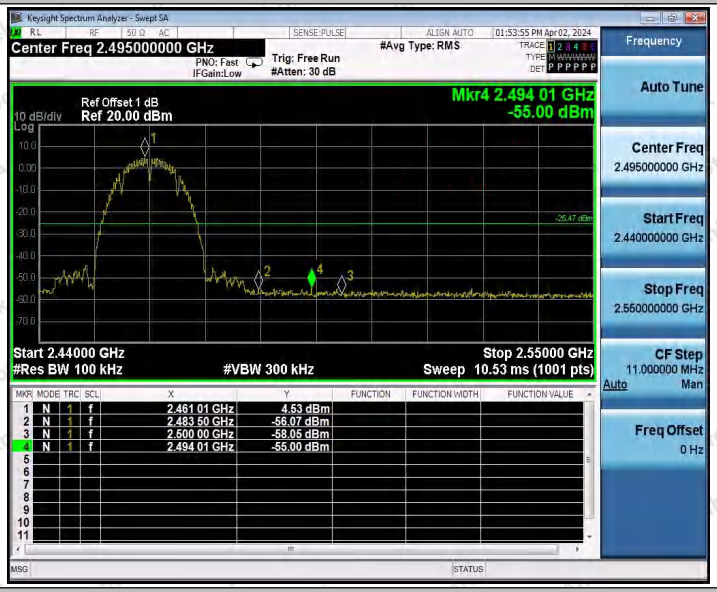

11G_Ant1_Low_2412

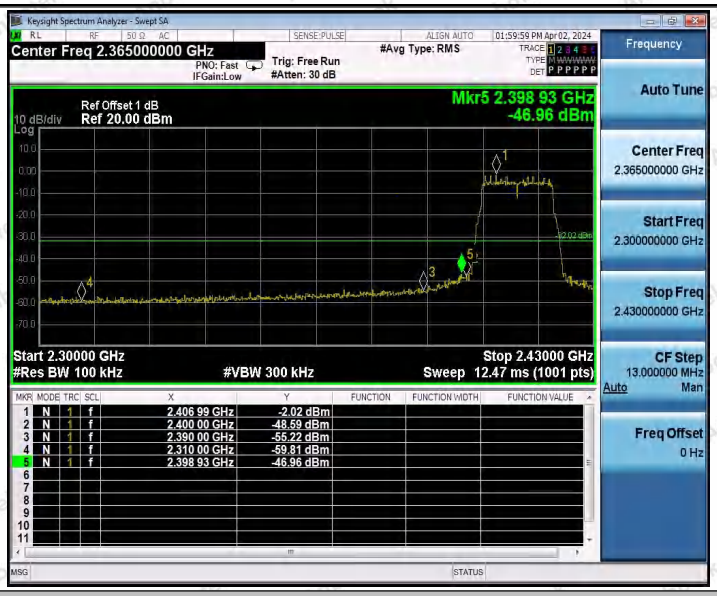

11G_Ant1_High_2462

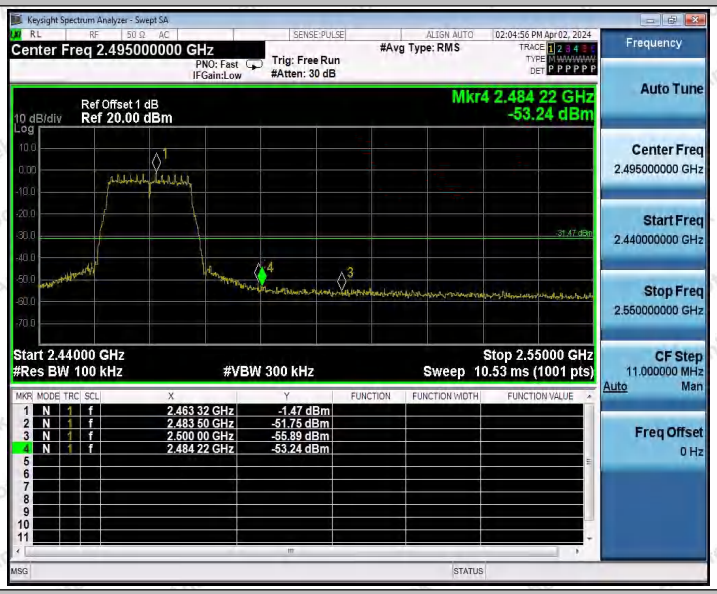

11N20SISO_Ant1_Low_2412

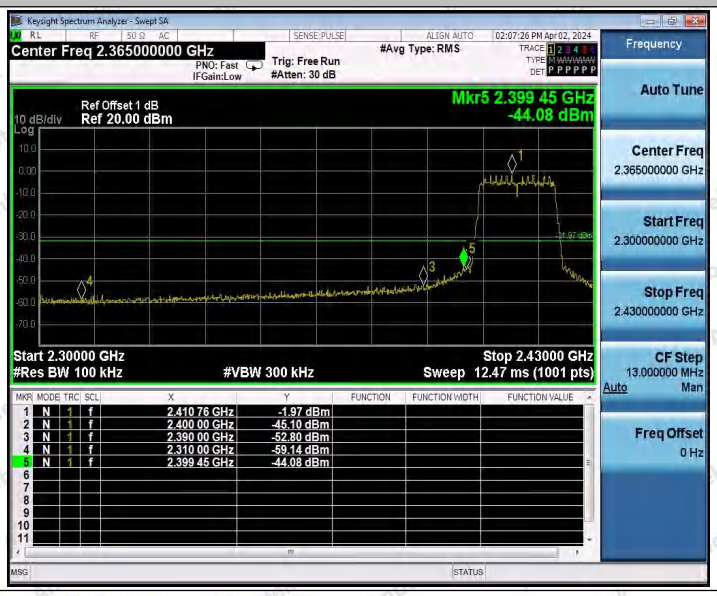

11N20SISO_Ant1_High_2462

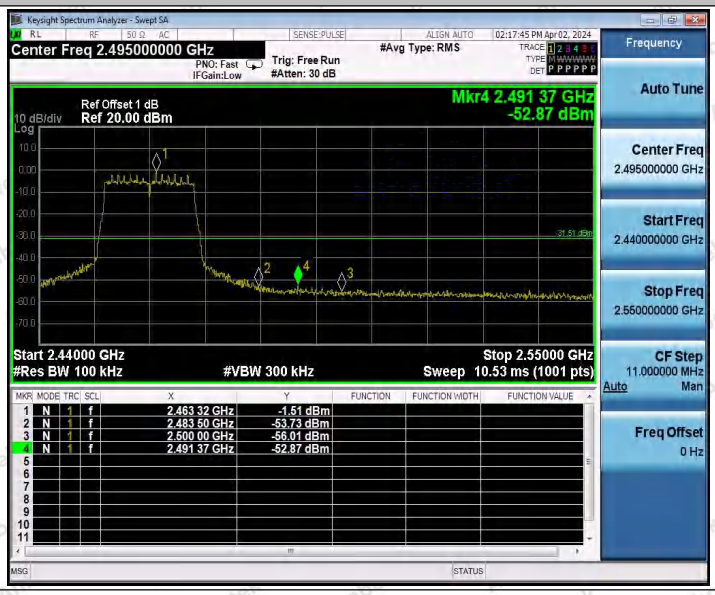

Appendix F: Conducted Spurious Emission

Test Result

Test Mode	Antenna	Frequency[MHz]	FreqRange [Mhz]	RefLevel [dBm]	Result [dBm]	Limit [dBm]	Verdict
11B	Ant1	2412	Reference	6.74	6.74	---	PASS
			30~1000	6.74	-65.71	≤-23.26	PASS
			1000~26500	6.74	-53.35	≤-23.26	PASS
		2437	Reference	4.52	4.52	---	PASS
			30~1000	4.52	-60.72	≤-25.48	PASS
			1000~26500	4.52	-52.68	≤-25.48	PASS
		2462	Reference	4.49	4.49	---	PASS
			30~1000	4.49	-66.61	≤-25.51	PASS
			1000~26500	4.49	-52.10	≤-25.51	PASS
11G	Ant1	2412	Reference	-1.70	-1.70	---	PASS
			30~1000	-1.70	-67.71	≤-31.7	PASS
			1000~26500	-1.70	-52.92	≤-31.7	PASS
		2437	Reference	-1.52	-1.52	---	PASS
			30~1000	-1.52	-67.53	≤-31.52	PASS
			1000~26500	-1.52	-53.39	≤-31.52	PASS
		2462	Reference	-1.58	-1.58	---	PASS
			30~1000	-1.58	-68.02	≤-31.58	PASS
			1000~26500	-1.58	-53.47	≤-31.58	PASS
11N20SISO	Ant1	2412	Reference	-1.38	-1.38	---	PASS
			30~1000	-1.38	-61.37	≤-31.38	PASS
			1000~26500	-1.38	-47.23	≤-31.38	PASS
		2437	Reference	-1.66	-1.66	---	PASS
			30~1000	-1.66	-61.40	≤-31.66	PASS
			1000~26500	-1.66	-53.52	≤-31.66	PASS
		2462	Reference	-1.27	-1.27	---	PASS
			30~1000	-1.27	-66.64	≤-31.27	PASS
			1000~26500	-1.27	-53.11	≤-31.27	PASS

Test Graphs

11B_Ant1_2412_0~Reference

11B_Ant1_2412_30~1000

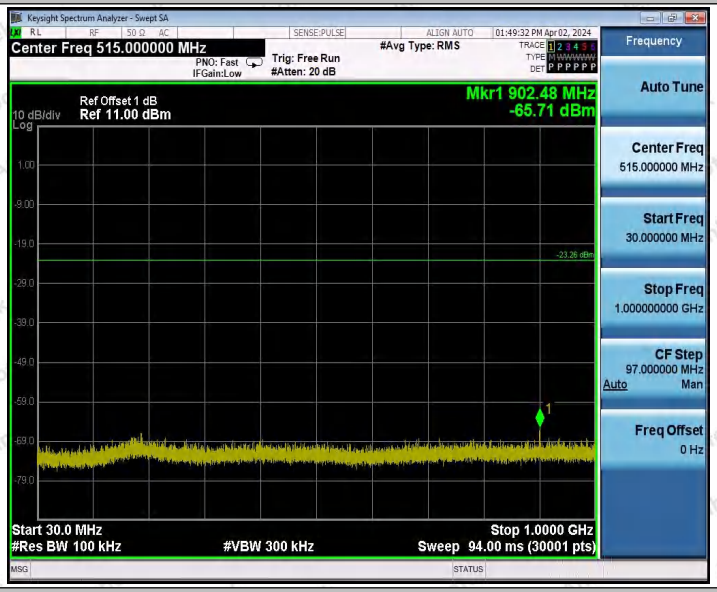

11B_Ant1_2412_1000~26500

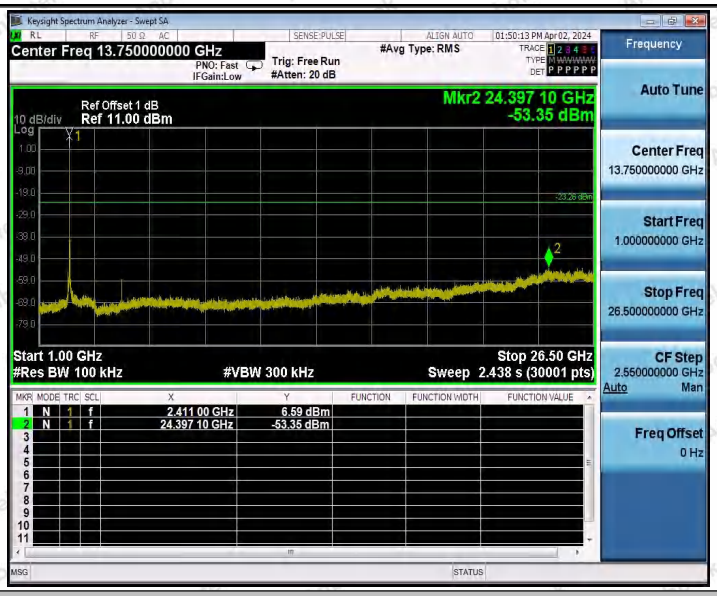

11B_Ant1_2437_0~Reference

11B_Ant1_2437_30~1000

11B_Ant1_2437_1000~26500

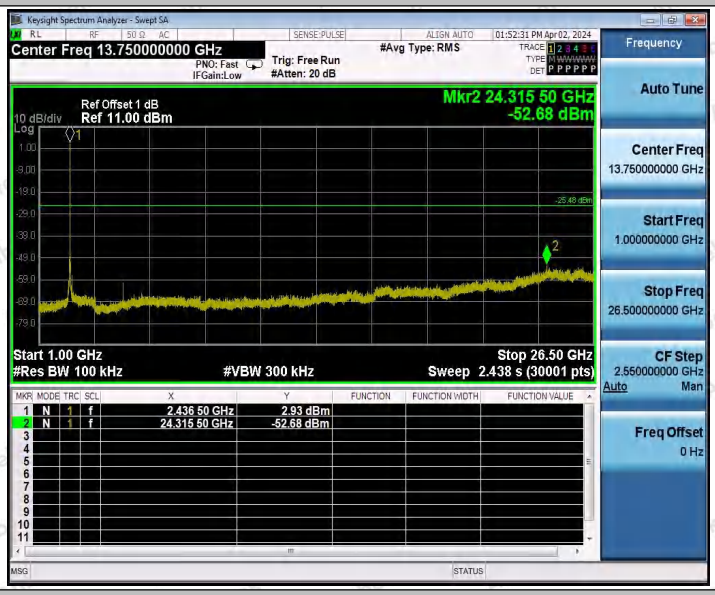

11B_Ant1_2462_0~Reference

11B_Ant1_2462_30~1000

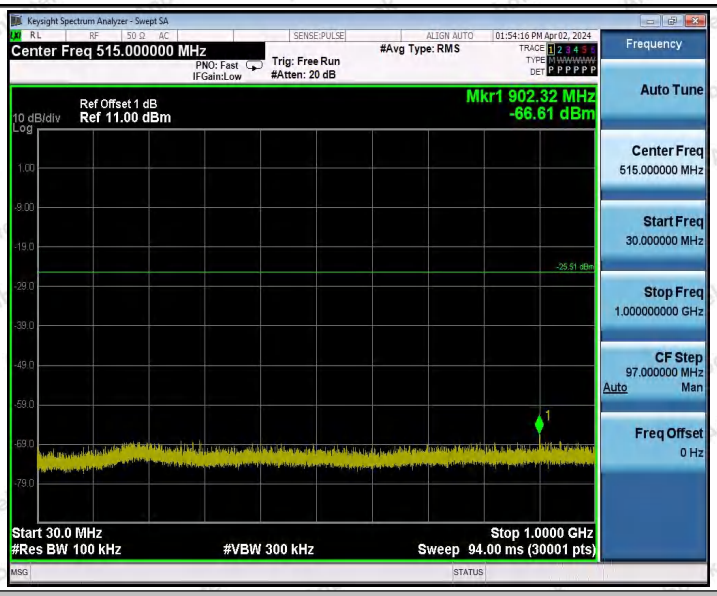

11B_Ant1_2462_1000~26500

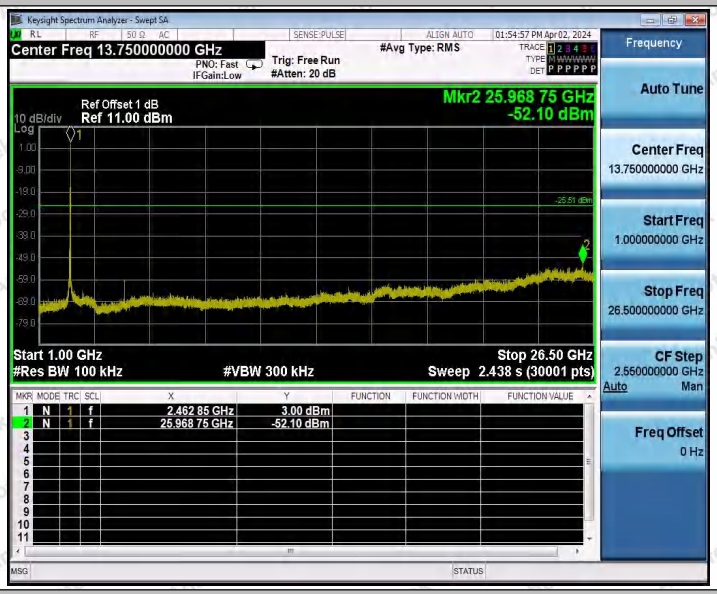

11G_Ant1_2412_0~Reference

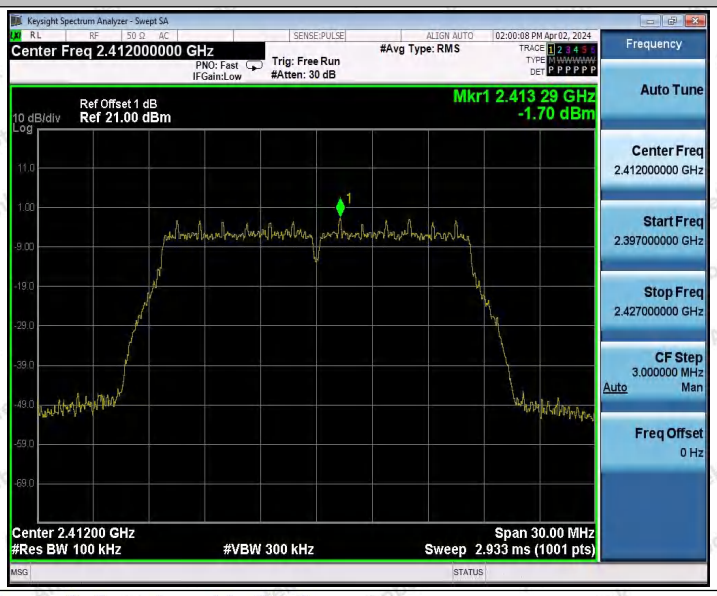

11G_Ant1_2412_30~1000

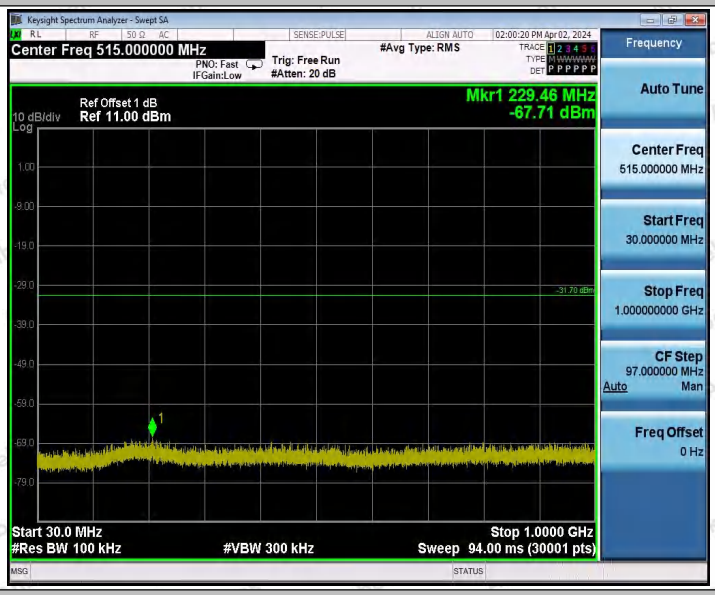

11G_Ant1_2412_1000~26500

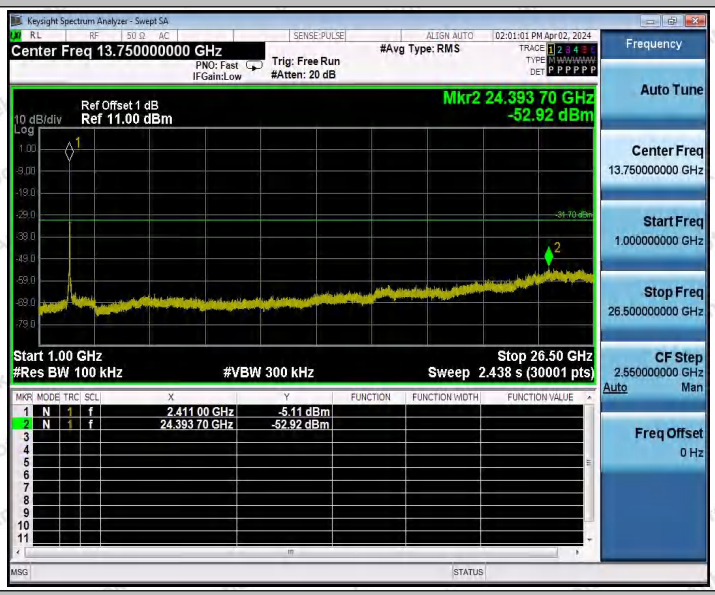

11G_Ant1_2437_0~Reference

11G_Ant1_2437_30~1000

11G_Ant1_2437_1000~26500

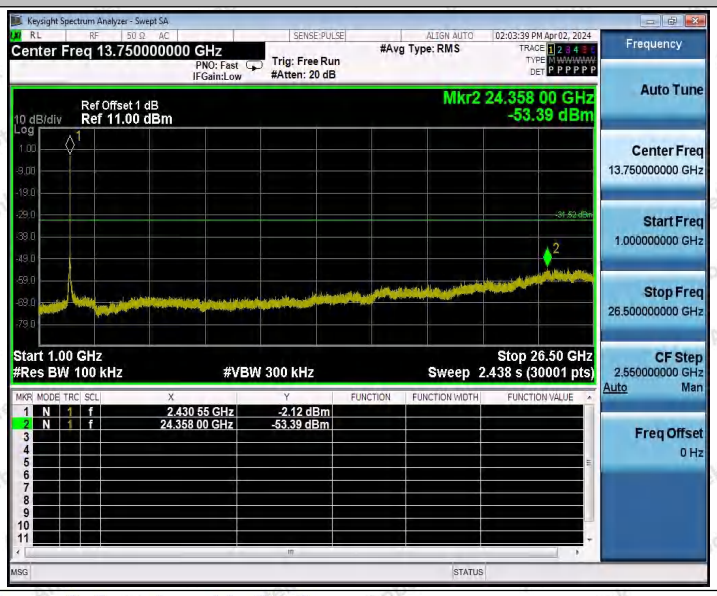

11G_Ant1_2462_0~Reference

11G_Ant1_2462_30~1000

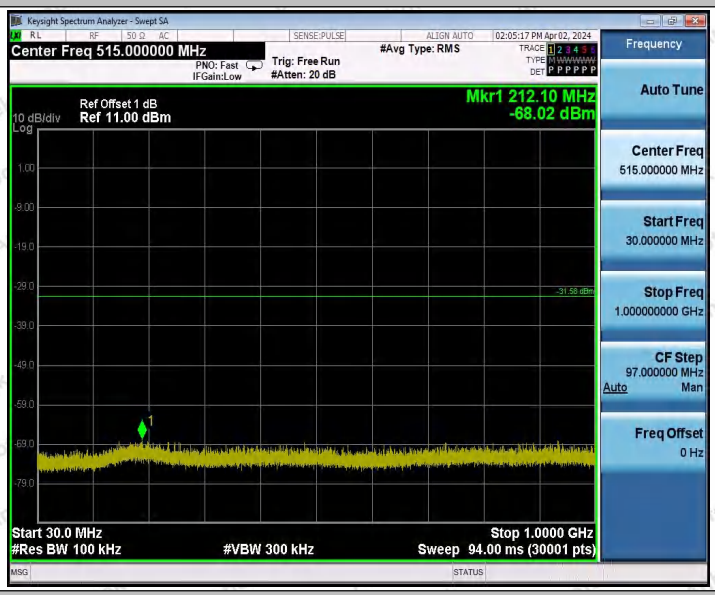

11G_Ant1_2462_1000~26500

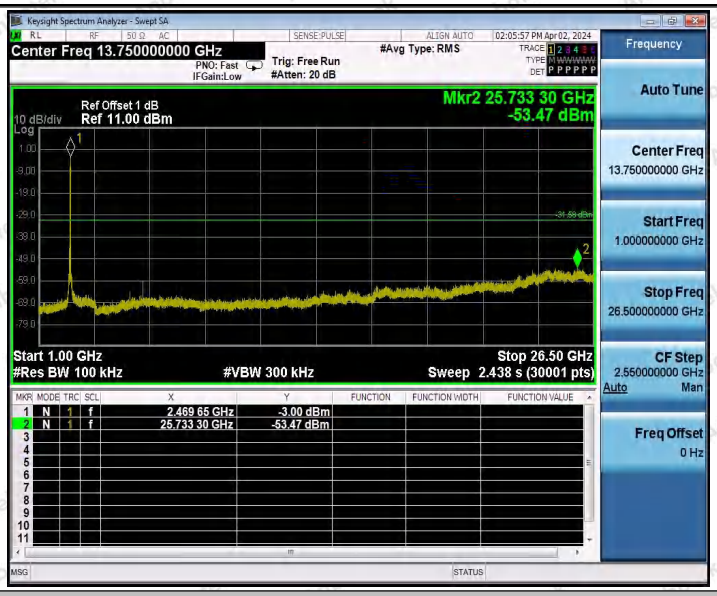

11N20SISO_Ant1_2412_0~Reference

11N20SISO_Ant1_2412_30~1000

11N20SISO_Ant1_2412_1000~26500

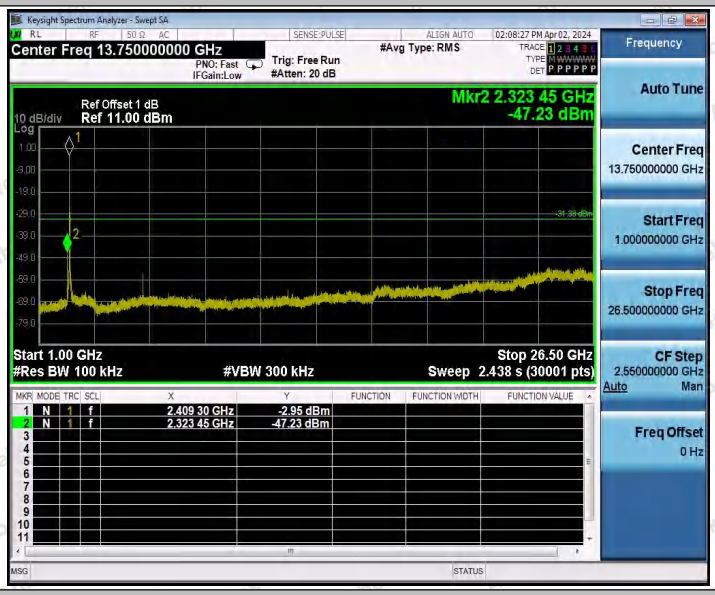

11N20SISO_Ant1_2437_0~Reference

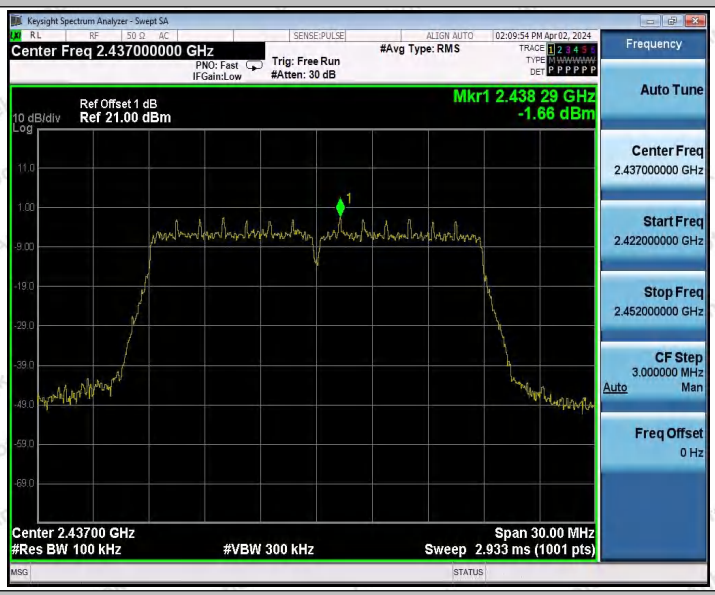

11N20SISO_Ant1_2437_30~1000

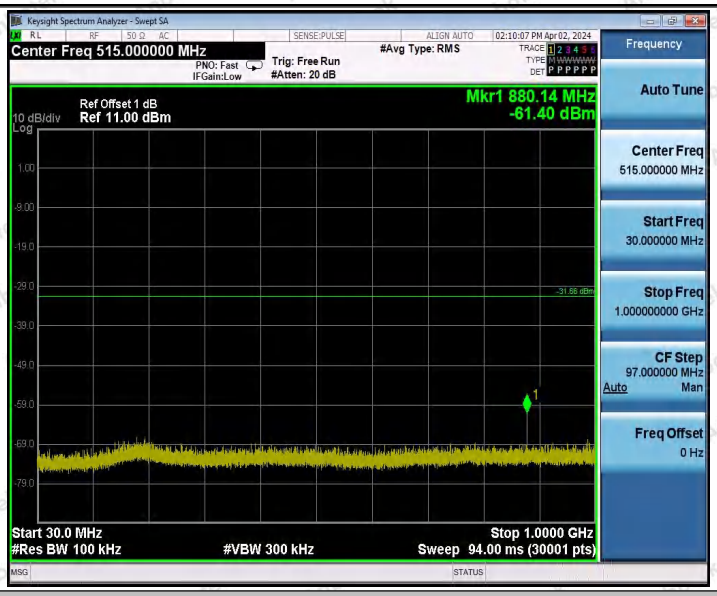

11N20SISO_Ant1_2437_1000~26500

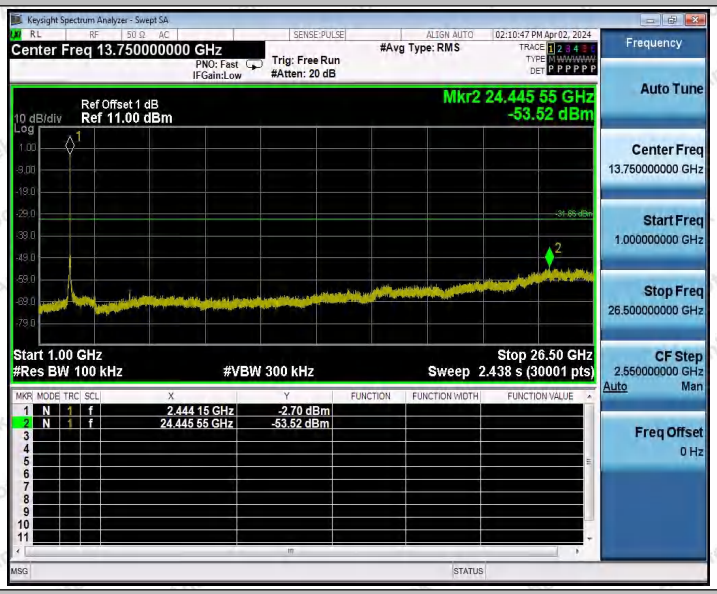

11N20SISO_Ant1_2462_0~Reference

11N20SISO_Ant1_2462_30~1000

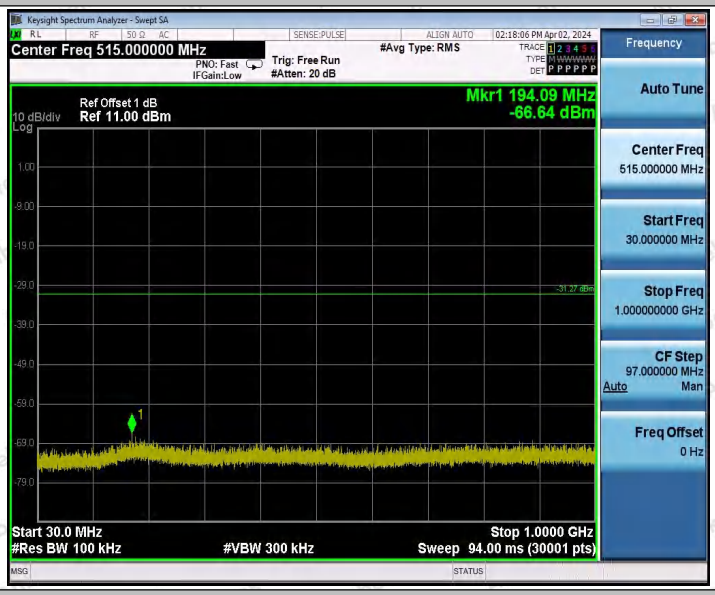

11N20SISO_Ant1_2462_1000~26500

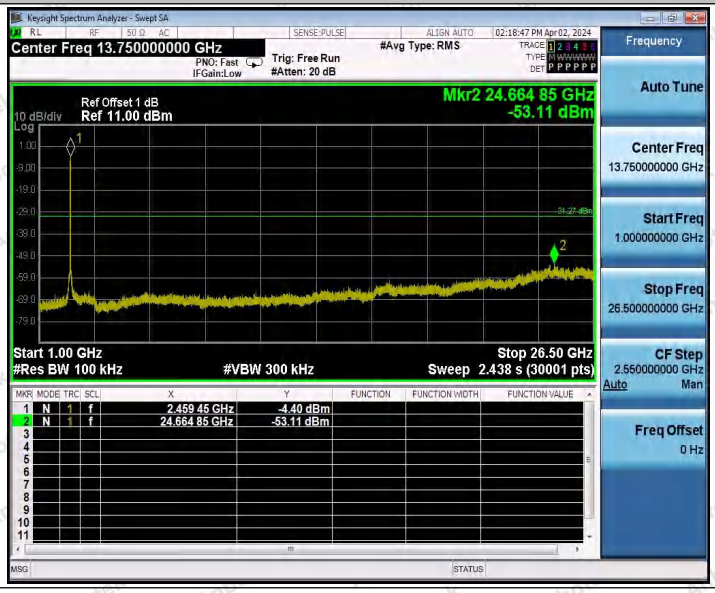

Appendix G: Duty Cycle

Test Result

Test Mode	Antenna	Frequency [MHz]	Transmission Duration [ms]	Transmission Period [ms]	Duty Cycle [%]	Factor
11B	Ant1	2412	8.39	8.42	99.64	0.02
		2437	8.38	8.41	99.64	0.02
		2462	8.39	8.42	99.64	0.02
11G	Ant1	2412	1.39	1.42	97.89	0.09
		2437	1.39	1.43	97.20	0.12
		2462	1.40	1.43	97.90	0.09
11N20SISO	Ant1	2412	1.30	1.33	97.74	0.10
		2437	1.30	1.33	97.74	0.10
		2462	1.30	1.34	97.01	0.13

Test Graphs

11B_Ant1_2412

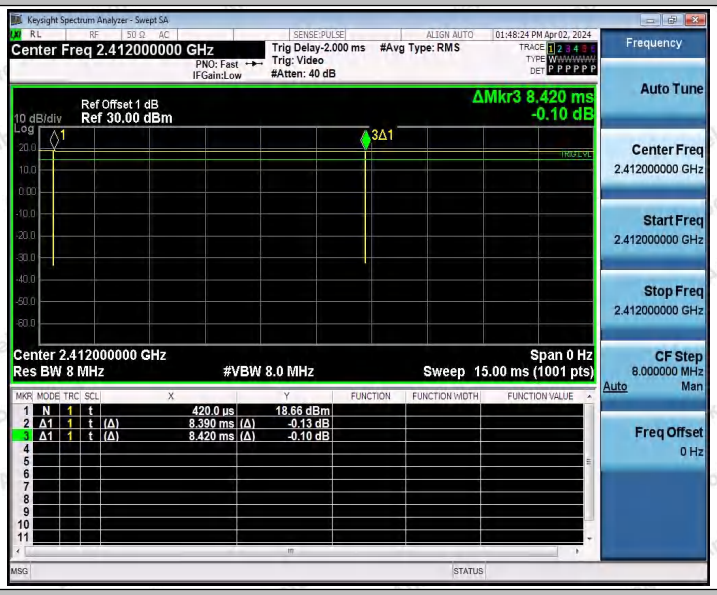

11B_Ant1_2437

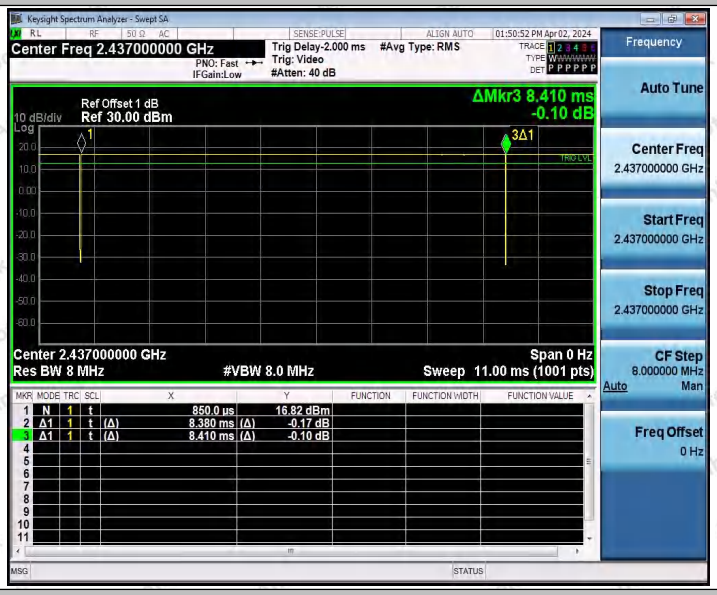

11B_Ant1_2462

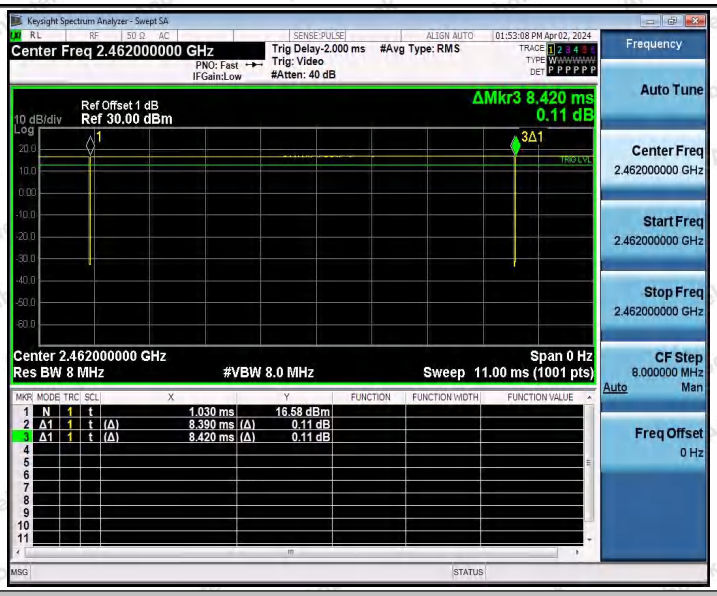

11G_Ant1_2412

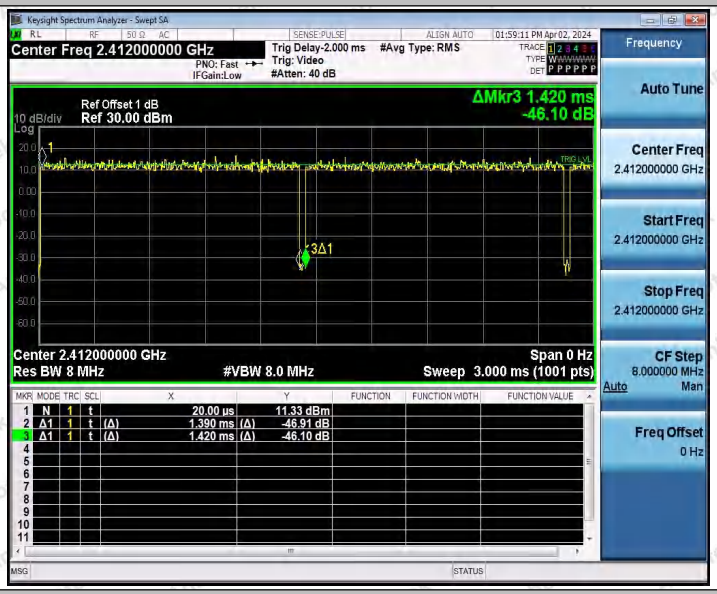

11G_Ant1_2437

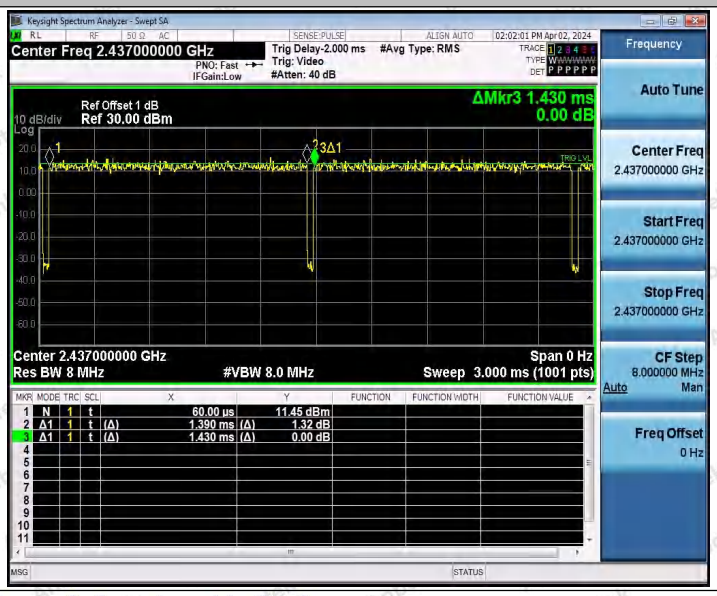

11G_Ant1_2462

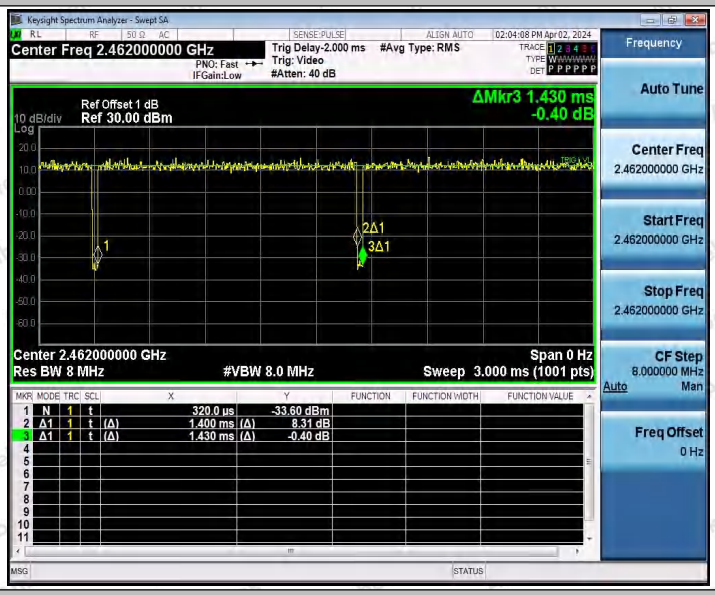

11N20SISO_Ant1_2412

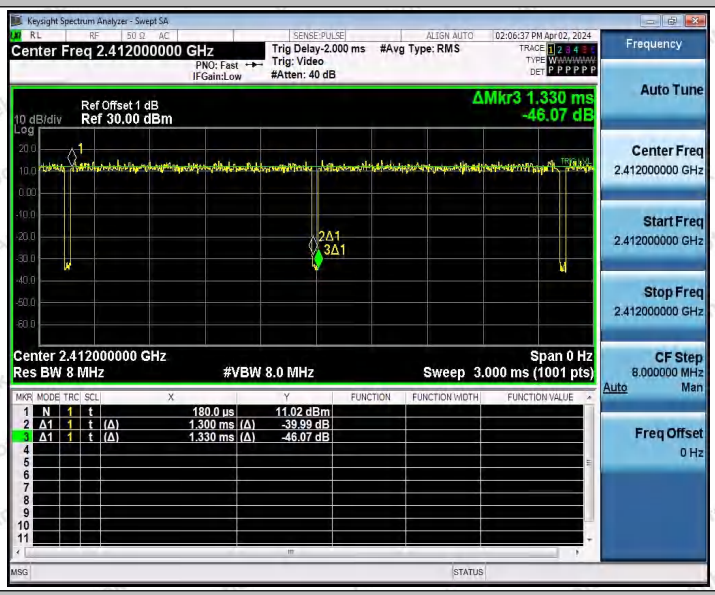

11N20SISO_Ant1_2437

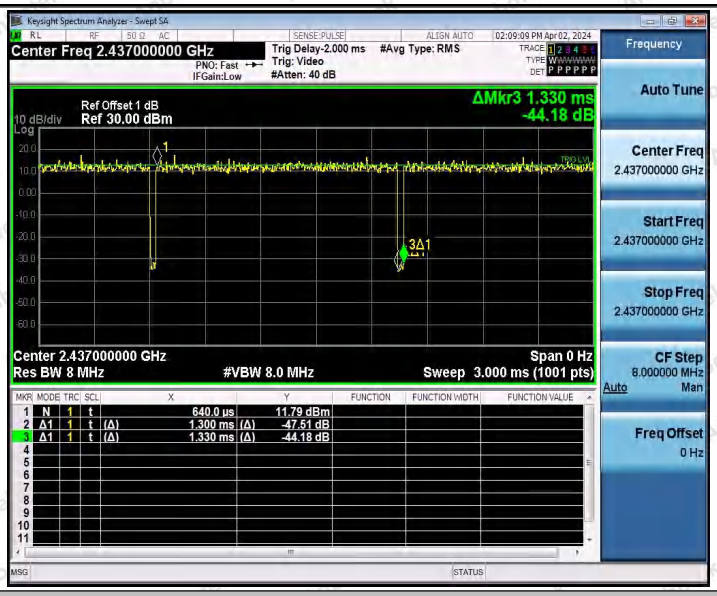

11N20SISO_Ant1_2462

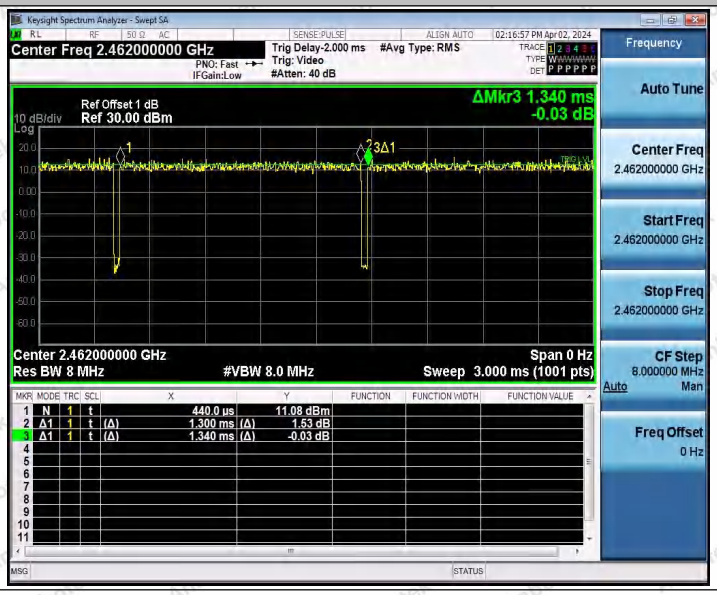

---END---