TEST REPORT

Applicant:	SHENZHEN VELAIG ONE TECHNOLOGY CO.,LITD.
Address of Applicant:	B4-807, Internet e Era, No.4 Zhongxing Road, Ma 'an Tang Community, Bantian Street, Longgang District, Shenzhen
Manufacturer:	SHENZHEN VELAIG ONE TECHNOLOGY CO.,LITD.
Address of Manufacturer:	B4-807, Internet e Era, No.4 Zhongxing Road, Ma 'an Tang Community, Bantian Street, Longgang District, Shenzhen
Product Name:	Smart Watch (TD-LTE Wireless Data Terminal)
Model No.:	TL66
Trade Mark:	N/A
FCC ID:	2BFM9-TL66
Applicable standards:	47 CRF Part 27,47 CRF Part 2
	ANSI C63.26:2015,ANSI/TIA-603-E-2016
Test Procedure::	KDB 971168 D01 Power Meas License Digital Systems v03r01
Date of Test:	Mar.19 2024-Mar.28, 2024
Date of report issued:	Apr.23, 2024
Test Result :	PASS *

Remark:

** In the configuration tested, the EUT complied with the standards specified above.*

The results shown in this test report refer only to the sample(s) tested , this test report cannot be reproduced, except in full without prior written permission of the company.

The report would be invalid without specific stamp of test institute and the signatures of compiler and approver.

Prepared By

Shenzhen ETR Standard Technology Co., Ltd.

Address: No.103, No.10, Phase I, Zone 3, Xinxing Industrial Park, Xinhe, Fuhai Street, Bao'an District, Shenzhen, Guangdong, China

Compiled by:	Reviewed by:	Approved by:
Carr Kang	Smith chen	Smith chen
Project Engineer	Project Manager	Authorized Signature

Report Revision History		
Report No.	Description	Issue Date
ET-24020127E03	Original	Apr.23, 2024

Contents

Page

CONTENTS **3**

1 TEST SUMMARY **4**

1.1 MEASUREMENT UNCERTAINTY 4

2 GENERAL INFORMATION **5**

2.1 GENERAL DESCRIPTION OF EUT 5
2.2 TEST FREQUENCY CHANNEL 6
2.3 TEST MODE 7
2.4 EUT CONFIGURATION 7
2.5 TEST ENVIRONMENT 7
2.6 TEST FACILITY 7
2.7 ENVIRONMENTAL CONDITIONS 8
2.8 MEASUREMENT UNCERTAINTY 8

3 TEST INSTRUMENTS LIST **9**

4 TEST RESULTS AND MEASUREMENT DATA **10**

4.1 RF OUTPUT POWER &EIRP: 10
4.2 99% & -26 dB OCCUPIED BANDWIDTH 14
4.3 PEAK TO AVERAGE POWER RATIO (PAPR) 24
4.4 CONDUCTED SPURIOUS EMISSIONS 34
4.5 BAND EDGE 51
4.6 RADIATED SPURIOUS EMISSION 72
4.7 FREQUENCY STABILITY 75

5 TEST SETUP PHOTO **85**

6 EUT CONSTRUCTIONAL DETAILS **85**

1 Test Summary

Test Item	Section in CFR 47	Result
Conducted RF Output	Part 2.1046 Part 27.50(h)	PASS
Peak to average power radio(PAPR)	Part 2.1046 Part 27.50(d)	PASS
EIRP and ERP	Part 27.50(h)	PASS
99% & -26 dB Occupied Bandwidth	Part 2.1049	PASS
Conducted spurious emissions	Part 2.1051 Part 27.53	PASS
band edge	Part 2.1051 Part 27.53(m)	PASS
Radiated spurious emissions	Part 2.1053 Part 27.53(m)	PASS
Frequency Stability	Part 2.1055(a)(1)(b) Part 27.54	PASS

Remark:

Pass: The EUT complies with the essential requirements in the standard.

1.1 Measurement Uncertainty

Test Item	Uncertainty Criterion	Measurement Uncertainty	Notes
Occupied Channel Bandwidth	±5%	2.38%	(1)
RF output power, conducted	±1.5dB	±0.63dB	(1)
Power Spectral Density, conducted	±3dB	±0.69dB	(1)
Unwanted Emissions, conducted	±3dB	±2.39dB	(1)
AC Power Line Conducted Emission	±6dB	± 3.27 dB	(1)
Radiated emissions Below 1GHz	±6dB	±3.82 dB	(1)
Radiated emissions Above 1GHz	±6dB	±4.30 dB	(1)
Note (1): The measurement uncertainty is for coverage factor of k=2 and a level of confidence of 95%.			

2 General Information

2.1 General Description of EUT

Product Name:	Smart Watch（TD-LTE Wireless Data Terminal)
Models No.:	TL66
Difference in series models	N/A
Test Model:	TL66
Hardware version:	N/A
Software version:	N/A
Sample(s) Status:	Engineer sample
Operation Band	LTE FDD Band 38
Operation Frequency:	Band 38: 2570MHz~2620MHz
Modulation technology:	QPSK ,16QAM
Power class	3
Temperature rang :	-30°C to +50°C
Antenna Type:	Integrated antenna
Antenna gain:	Band38:-1.23dBi (Note: Antenna information is provided by applicant, Testing lab is not responsible for the accuracy of the information.)
Power supply:	DC 3.7V From Battery

Note: For more details, refer to the user's manual of the EUT.

2.2 Test frequency channel

LTE Band	Channel	Channel Bandwidth (MHz)	Frequency (MHz)
BAND 38	LOW	5	2572.5
		10	2575
		15	2577.5
		20	2580
	Middle	5/10/15/20	2595
	High	5	2617.5
		10	2615
		15	2612.5
		20	2610

2.3 Test mode

Test Mode	Test Modes Description
Mode 1	QPSK modulation
Mode 2	16QAM modulation

2.4 EUT configuration

The following peripheral devices and interface cables were connected during the measurement:

●- supplied by the manufacturer

○ - supplied by the lab

Description of Support Units

No.	Description	Manufacturer	Model	Serial Number
1	/	/	/	/

2.5 Test Environment

Environment Parameter	Selected Values During Tests	
Relative Humidity	Ambient	
Voltage	TN	Ambient
	VL	3.33V
	VN	3.7V
	VH	4.07V

NOTE: VL=lower extreme test voltage VN=nominal voltage

VH=upper extreme test voltage TN=normal temperature

2.6 Test Facility

Test laboratory:	Shenzhen ETR Standard Technology Co., Ltd.
Laboratory location:	No.103, No.10, Phase I, Zone 3, Xinxing Industrial Park, Xinhe, Fuhai Street, Bao'an District, Shenzhen, Guangdong, China
CNAS Registration No.:	CNAS 11864
A2LA Certificate Number:	6640.01
FCC Designation Number:	CN1326
FCC Test Firm Registration:	183064
IC Company Number:	28440

2.7 Environmental conditions

Temperature:	15-35 ° C
Humidity:	30-60 %
Atmospheric pressure:	950-1050mbar

2.8 Measurement Uncertainty

Test Item	Uncertainty Criterion	Measurement Uncertainty	Notes
Occupied Channel Bandwidth	±5%	2.38%	(1)
RF output power, conducted	±1.5dB	±0.63dB	(1)
Power Spectral Density, conducted	±3dB	±0.69dB	(1)
Unwanted Emissions, conducted	±3dB	±2.39dB	(1)
AC Power Line Conducted Emission	±6dB	± 3.27 dB	(1)
Radiated emissions Below 1GHz	±6dB	±3.82 dB	(1)
Radiated emissions Above 1GHz	±6dB	±4.30 dB	(1)
Note (1): The measurement uncertainty is for coverage factor of k=2 and a level of confidence of 95%.			

3 Test Instruments list

Item	Equipment name	Manufacturer	Model	Serial No.	Calibration date	Due date
1	EMI Test Receiver	Rohde&schwarz	ESCI7	100605	2024.3.12	2025.3.11
2	EMI Test Receiver	Rohde&schwarz	ESCI3	102696	2024.3.12	2025.3.11
3	Loop Antenna	schwarabeck	FMZB 1519 B	FMZB 1519 B	2024.3.19	2026.3.18
4	Broadband antenna	schwarabeck	VULB9168	1064	2024.3.19	2026.3.18
5	Broadband antenna	schwarabeck	VULB9168	438	2024.3.19	2026.3.18
6	Horn antenna	schwarabeck	BBHA9120D	9120D-1145	2024.3.19	2026.3.18
7	Horn antenna	schwarabeck	BBHA9120D	9120D-1201	2024.3.19	2026.3.18
8	amplifier	EMtrace	RP01A	50117	2024.3.12	2025.3.11
9	Artificial power network	schwarabeck	NSLK8127	8127483	2024.3.12	2025.3.11
10	Artificial power network	ETS	3186/2NM	1132	2024.3.12	2025.3.11
11	10dB attenuator	HUBER+SUHNER	10dB	/	2024.3.12	2025.3.11
12	amplifier	Space-Dtronics	EWLAN0118G-P40	19113001	2024.3.12	2025.3.11
13	Filter	Xingbo	XBLBQ-GTA19	210410-3-1	2023.3.06	2025.3.05
14	Filter	Xin bo	XBLBQ-GTA29	210410-3-2	2023.3.06	2025.3.05
15	Automated filter bank	Tonscend	JS0806-F	CTA-404	2023.3.06	2025.3.05
16	Spectrum analyzer	KEYSIGHT	N9020A	MY55370280	2024.3.12	2025.3.11
17	Power detector box	MWRFtest	MW100-PSB	MW201020JYT	2024.3.12	2025.3.11
18	Amplifier	SKET	LNPA_1840-50	SK2019040302	2024.3.12	2025.3.11
19	Horn antenna	schwarabeck	BBHA 9170	946	2024.3.19	2026.3.18
20	Horn antenna	schwarabeck	BBHA 9170	847	2024.3.19	2026.3.18
21	Vector Signal generator	Agilent	N5182A	MY49060455	2024.3.12	2025.3.11
22	Power detector	MWRFtest	MW100-PSB	MW201020JYT	2024.3.12	2025.3.11
23	Comprehensive test instrument	Rohde&schwarz	cmw500	149155	2024.3.12	2025.3.11
24	Spectrum analyzer	Rohde&schwarz	FSU40	1166.1660K43	2024.3.12	2025.3.11

Note: the calibration interval of the above test instruments is 12 or 24 months and the calibrations are traceable to international system unit (SI).

Software Name	Manufacturer	Model	Version
RF test system	MWRFtest	MTS 8310	V4.0
EMI Test soft	Farad	EZ-EMC	Ver.EMC-CON 3A1.1
EMI Test soft	Farad	EZ-EMC	Ver.FA-03A2 RE

4 Test results and Measurement Data

4.1 RF Output Power &EIRP:

Limit:	1. For FCC Part 27.50(d): The EIRP of mobile transmitters and auxiliary test transmitters must not exceed 1 Watt. 2. For FCC Part 27.50(h): For mobile and other user stations, Mobile stations are limited to 2.0 Watts EIRP, All user station are limited to 2.0 Watts transmitter out power.
Test setup:	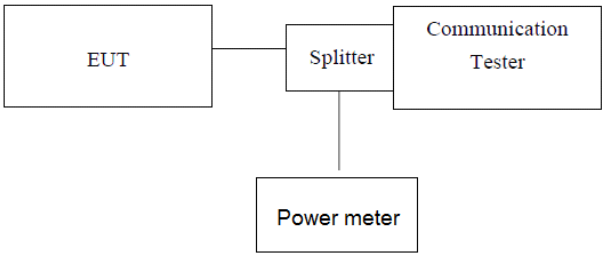 *Note: Measurement setup for testing on Antenna connector*
Test procedure:	1. The transmitter output port was connected to base station. 2. The RF output of EUT was connected to the power meter by RF cable and attenuator, the path loss was compensated to the results for each measurement. 3. Set EUT at maximum power through base station. 4. Select lowest, middle, and highest channels for each band and different modulation. 5. Measure the maximum burst average power
Test results:	Pass

Note:

Limit conversion:

dBm=10*log(w)+30, So 1W=30dBm, 2W=33dBm

Test data:

LTE Band 38								
Test Bandwidth	RB Size/Offset	Frequency (MHz)	Average Power (dBm)		ANT Gain (dBi)	EIRP(dBm)		Limit (dBm)
			QPSK	16QAM		QPSK	16QAM	
5MHz	1 RB#0	2572.5	23.18	22.26	-1.23	21.95	21.03	33
		2595.0	23.09	22.23	-1.23	21.86	21.00	33
		2617.5	23.27	22.27	-1.23	22.04	21.04	33
	1 RB#12	2572.5	23.25	22.34	-1.23	22.02	21.11	33
		2595.0	23.18	22.30	-1.23	21.95	21.07	33
		2617.5	23.29	22.30	-1.23	22.06	21.07	33
	1 RB#24	2572.5	23.34	22.25	-1.23	22.11	21.02	33
		2595.0	23.22	22.19	-1.23	21.99	20.96	33
		2617.5	23.31	22.44	-1.23	22.08	21.21	33
	12 RB#0	2572.5	23.33	22.41	-1.23	22.10	21.18	33
		2595.0	23.28	22.40	-1.23	22.05	21.17	33
		2617.5	23.17	22.30	-1.23	21.94	21.07	33
	12 RB #6	2572.5	23.11	21.96	-1.23	21.88	20.73	33
		2595.0	23.13	21.97	-1.23	21.90	20.74	33
		2617.5	23.35	22.23	-1.23	22.12	21.00	33
	12 RB#13	2572.5	23.37	22.20	-1.23	22.14	20.97	33
		2595.0	23.34	22.24	-1.23	22.11	21.01	33
		2617.5	23.14	21.97	-1.23	21.91	20.74	33
	25%RB#0	2572.5	23.13	21.81	-1.23	21.90	20.58	33
		2595.0	23.07	21.81	-1.23	21.84	20.58	33
		2617.5	23.17	21.92	-1.23	21.94	20.69	33
10MHz	1 RB#0	2575.0	23.31	21.81	-1.23	22.08	20.58	33
		2595.0	23.24	21.81	-1.23	22.01	20.58	33
		2615.0	22.98	21.82	-1.23	21.75	20.59	33
	1 RB#25	2575.0	23.28	22.48	-1.23	22.05	21.25	33
		2595.0	23.34	22.51	-1.23	22.11	21.28	33
		2615.0	23.31	22.50	-1.23	22.08	21.27	33
	1 RB#49	2575.0	23.23	22.23	-1.23	22.00	21.00	33
		2595.0	23.31	22.27	-1.23	22.08	21.04	33
		2615.0	23.28	22.31	-1.23	22.05	21.08	33
	25 RB#0	2575.0	23.05	21.95	-1.23	21.82	20.72	33
		2595.0	23.05	21.95	-1.23	21.82	20.72	33
		2615.0	23.08	21.98	-1.23	21.85	20.75	33
	25 RB#13	2575.0	23.06	22.01	-1.23	21.83	20.78	33
		2595.0	23.03	22.00	-1.23	21.80	20.77	33
		2615.0	22.99	21.99	-1.23	21.76	20.76	33

	25 RB#25	2575.0	23.30	22.25	-1.23	22.07	21.02	33
		2595.0	23.41	22.30	-1.23	22.18	21.07	33
		2615.0	23.36	22.25	-1.23	22.13	21.02	33
	50 RB#0	2575.0	23.19	22.23	-1.23	21.96	21.00	30
		2595.0	23.26	22.29	-1.23	22.03	21.06	30
		2615.0	23.24	22.22	-1.23	22.01	20.99	30
15MHz	1 RB#0	2577.5	23.25	22.51	-1.23	22.02	21.28	30
		2595.0	23.28	22.58	-1.23	22.05	21.35	30
		2612.5	23.20	22.51	-1.23	21.97	21.28	30
	1 RB#38	2577.5	23.19	22.26	-1.23	21.96	21.03	30
		2595.0	23.22	22.24	-1.23	21.99	21.01	30
		2612.5	23.23	22.22	-1.23	22.00	20.99	30
	1 RB#74	2577.5	23.20	22.40	-1.23	21.97	21.17	30
		2595.0	23.24	22.41	-1.23	22.01	21.18	30
		2612.5	23.22	22.37	-1.23	21.99	21.14	33
	36 RB#0	2577.5	23.11	22.15	-1.23	21.88	20.92	33
		2595.0	23.15	22.17	-1.23	21.92	20.94	33
		2612.5	23.15	22.15	-1.23	21.92	20.92	33
	36 RB#19	2577.5	23.23	22.25	-1.23	22.00	21.02	33
		2595.0	23.16	22.37	-1.23	21.93	21.14	33
		2612.5	23.30	22.53	-1.23	22.07	21.30	33
	36 RB#39	2577.5	23.30	22.53	-1.23	22.07	21.30	33
		2595.0	23.16	22.20	-1.23	21.93	20.97	33
		2612.5	23.22	22.31	-1.23	21.99	21.08	33
	75 RB#0	2577.5	23.25	22.26	-1.23	22.02	21.03	33
		2595.0	23.12	22.24	-1.23	21.89	21.01	33
		2612.5	23.24	22.37	-1.23	22.01	21.14	33
20MHz	1 RB#0	2580.0	23.25	22.36	-1.23	22.02	21.13	33
		2595.0	23.23	22.23	-1.23	22.00	21.00	33
		2610.0	23.22	22.23	-1.23	21.99	21.00	33
	1 RB#50	2580.0	23.21	22.16	-1.23	21.98	20.93	33
		2595.0	23.11	22.26	-1.23	21.88	21.03	33
		2610.0	23.16	22.32	-1.23	21.93	21.09	33
	1 RB#99	2580.0	23.14	22.30	-1.23	21.91	21.07	33
		2595.0	23.12	22.17	-1.23	21.89	20.94	33
		2610.0	23.14	22.17	-1.23	21.91	20.94	33
	50 RB#0	2580.0	23.21	22.43	-1.23	21.98	21.20	33
		2595.0	23.16	22.29	-1.23	21.93	21.06	33
		2610.0	23.27	22.32	-1.23	22.04	21.09	33
	50 RB#25	2580.0	23.31	22.36	-1.23	22.08	21.13	33
		2595.0	23.25	22.29	-1.23	22.02	21.06	33

		2610.0	23.17	22.12	-1.23	21.94	20.89	33
	50 RB#50	2580.0	23.11	22.31	-1.23	21.88	21.08	33
		2595.0	23.16	22.47	-1.23	21.93	21.24	33
		2610.0	23.39	22.41	-1.23	22.16	21.18	33
	100 RB#0	2580.0	23.23	22.49	-1.23	22.00	21.26	33
		2595.0	23.15	22.25	-1.23	21.92	21.02	33
		2610.0	23.24	22.31	-1.23	22.01	21.08	33

Note: all modes of RB configurations have been tested, and only worst configuration data listed.

4.2 99% & -26 dB Occupied Bandwidth

Limit:	N/A
Test procedure	1. The EUT was directly connected to the spectrum analyzer and Base station via power splitter as show in the block diagram 2. RBW was set to about 1% of emission BW, VBW= 3 times RBW. 3. -26dBc display line was placed on the screen (or 99% bandwidth), the occupied bandwidth is the delta frequency between the two points where the display line intersects the signal trace. 4. The low, middle and the high channels are selected to perform tests respectively.
Test setup:	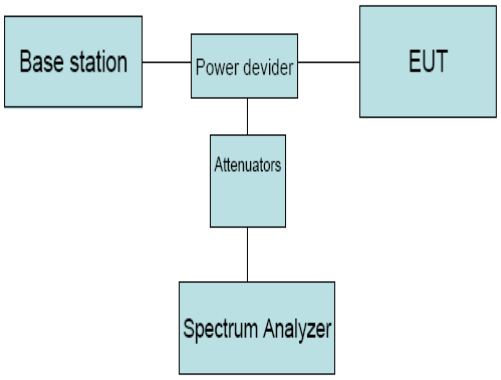
Test results:	Pass

Measurement data:

Band	Bandwidth	Modulation	Channel	RB Configuration	Occupied Bandwidth (MHz)	26dB Bandwidth (MHz)	Verdict
Band38	5MHz	QPSK	2572.5	25RB#0	4.4690	4.814	PASS
Band38	5MHz	16QAM	2572.5	25RB#0	4.4589	4.857	PASS
Band38	5MHz	QPSK	2595.0	25RB#0	4.4745	4.775	PASS
Band38	5MHz	16QAM	2595.0	25RB#0	4.4560	4.905	PASS
Band38	5MHz	QPSK	2617.5	25RB#0	4.4664	4.830	PASS
Band38	5MHz	16QAM	2617.5	25RB#0	4.4585	4.832	PASS
Band38	10MHz	QPSK	2575.0	50RB#0	8.9343	9.757	PASS
Band38	10MHz	16QAM	2575.0	50RB#0	8.9297	9.659	PASS
Band38	10MHz	QPSK	2595.0	50RB#0	8.9360	9.551	PASS
Band38	10MHz	16QAM	2595.0	50RB#0	8.9394	9.510	PASS
Band38	10MHz	QPSK	2615.0	50RB#0	8.9505	9.773	PASS
Band38	10MHz	16QAM	2615.0	50RB#0	8.9391	9.489	PASS
Band38	15MHz	QPSK	2577.5	75RB#0	13.411	14.52	PASS
Band38	15MHz	16QAM	2577.5	75RB#0	13.392	14.46	PASS
Band38	15MHz	QPSK	2595.0	75RB#0	13.410	14.46	PASS
Band38	15MHz	16QAM	2595.0	75RB#0	13.423	14.37	PASS
Band38	15MHz	QPSK	2612.5	75RB#0	13.420	14.26	PASS
Band38	15MHz	16QAM	2612.5	75RB#0	13.435	14.34	PASS
Band38	20MHz	QPSK	2580.0	100RB#0	17.862	19.41	PASS
Band38	20MHz	16QAM	2580.0	100RB#0	17.852	19.16	PASS
Band38	20MHz	QPSK	2595.0	100RB#0	17.854	18.93	PASS
Band38	20MHz	16QAM	2595.0	100RB#0	17.861	19.14	PASS
Band38	20MHz	QPSK	2610.0	100RB#0	17.861	18.90	PASS
Band38	20MHz	16QAM	2610.0	100RB#0	17.863	19.82	PASS

Remark: All modes of RB configurations have been tested, and only worst configuration data listed.

Test plots:

Band_38_QPSK_5M_CH37775_25_0

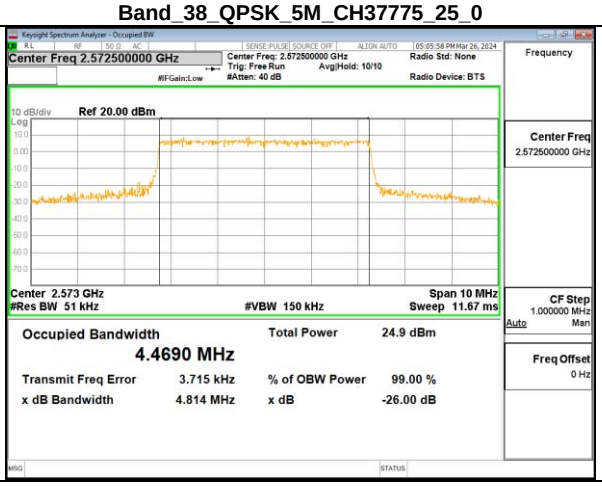

Band_38_16QAM_5M_CH37775_25_0

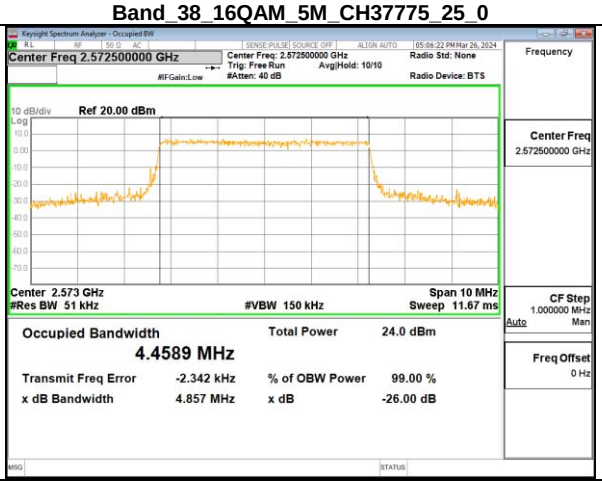

Band_38_QPSK_5M_CH38000_25_0

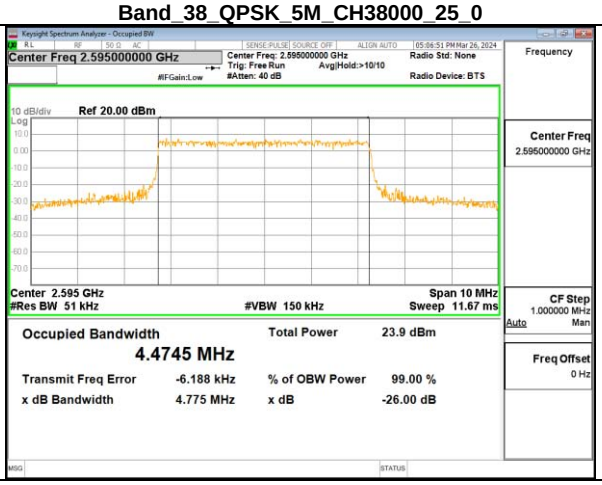

Band_38_16QAM_5M_CH38000_25_0

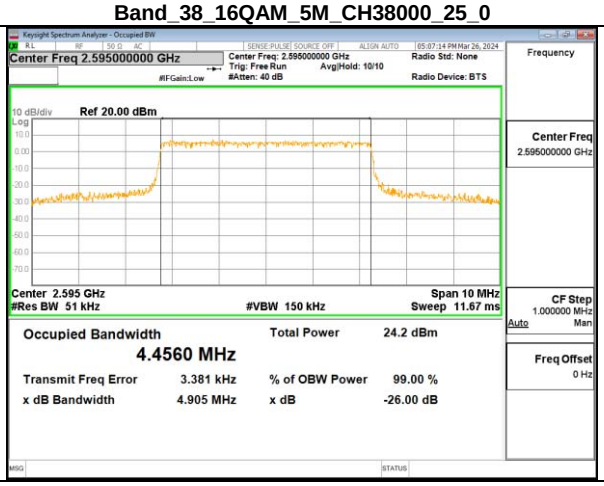

Band_38_QPSK_5M_CH38225_25_0

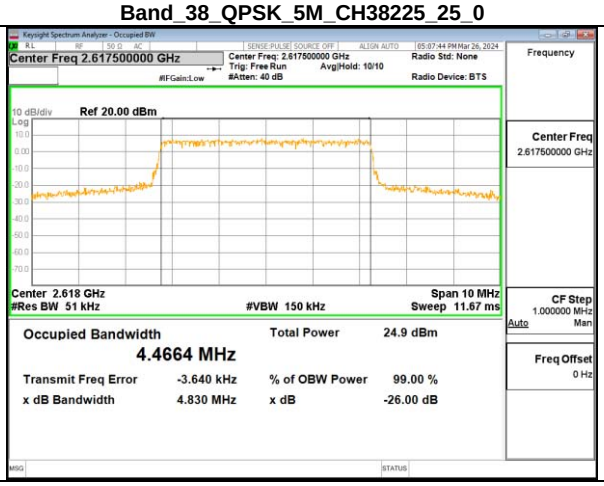

Band_38_16QAM_5M_CH38225_25_0

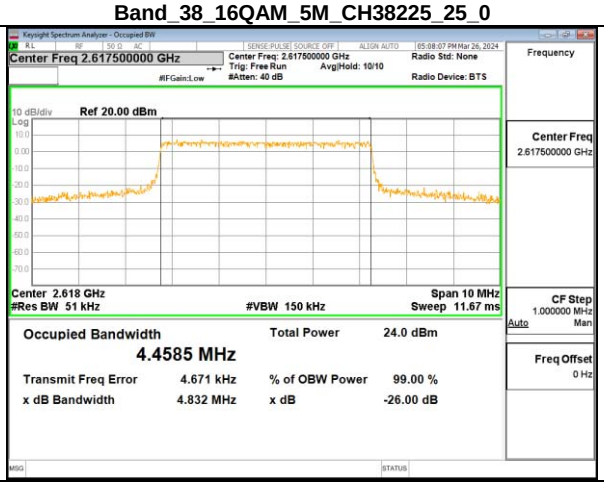

Band_38_QPSK_10M_CH37800_50_0

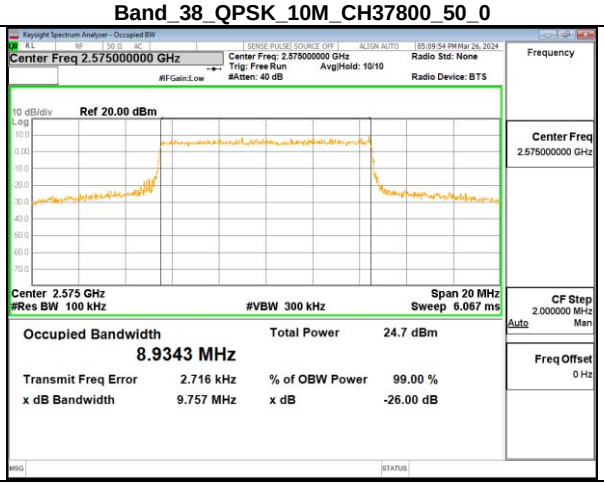

Band_38_16QAM_10M_CH37800_50_0

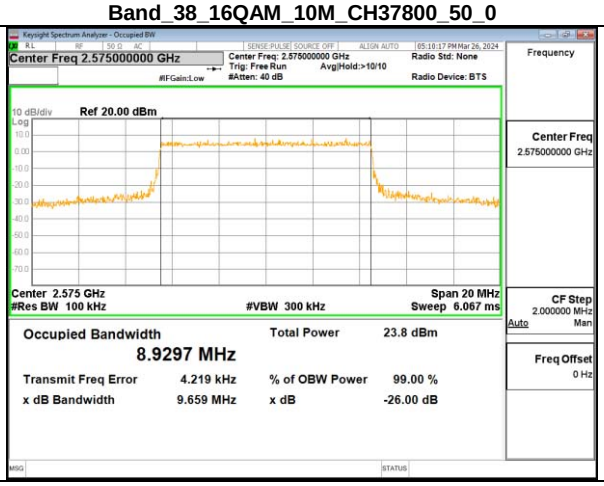

Band_38_QPSK_10M_CH38000_50_0

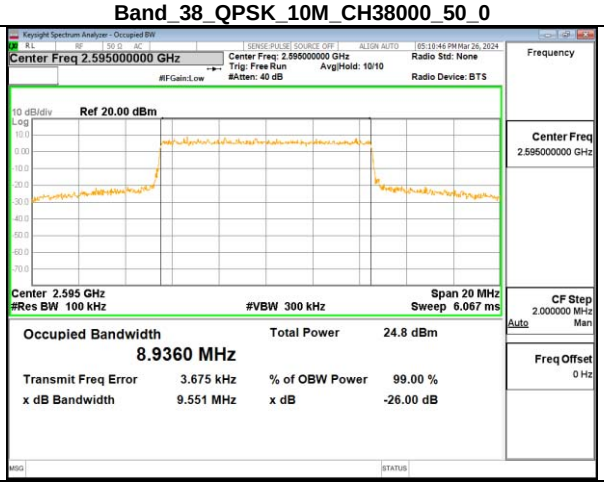

Band_38_16QAM_10M_CH38000_50_0

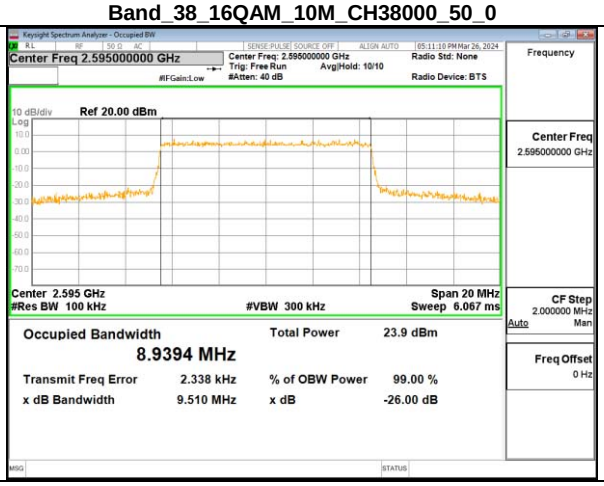

Band_38_QPSK_10M_CH38200_50_0

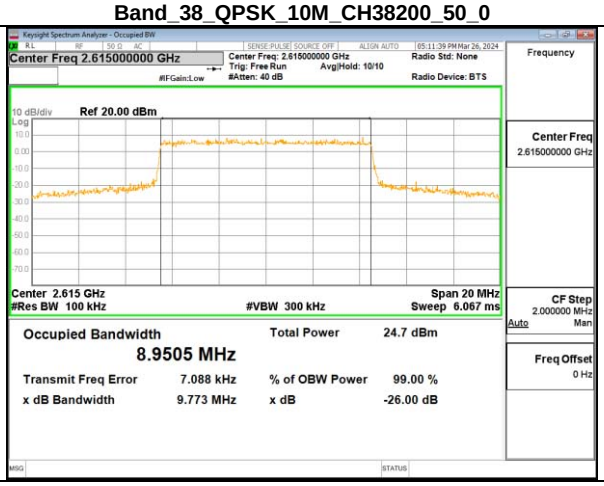

Band_38_16QAM_10M_CH38200_50_0

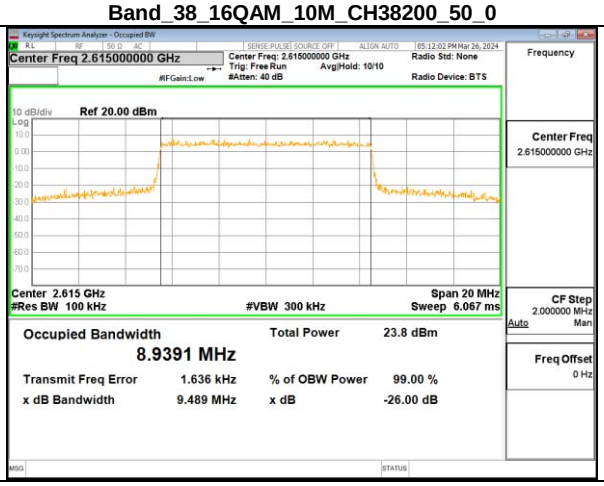

Band_38_QPSK_15M_CH37825_75_0

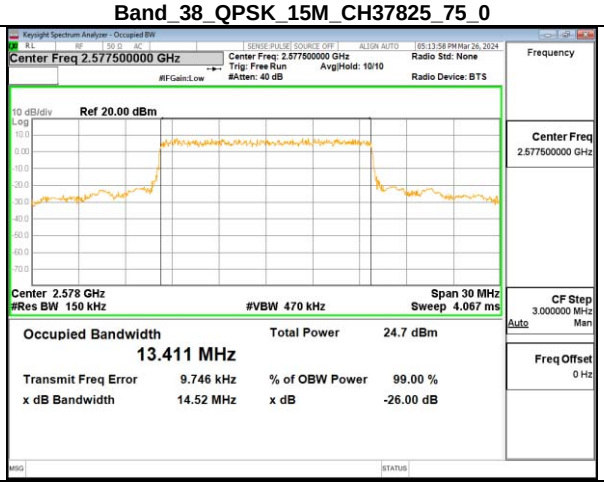

Band_38_16QAM_15M_CH37825_75_0

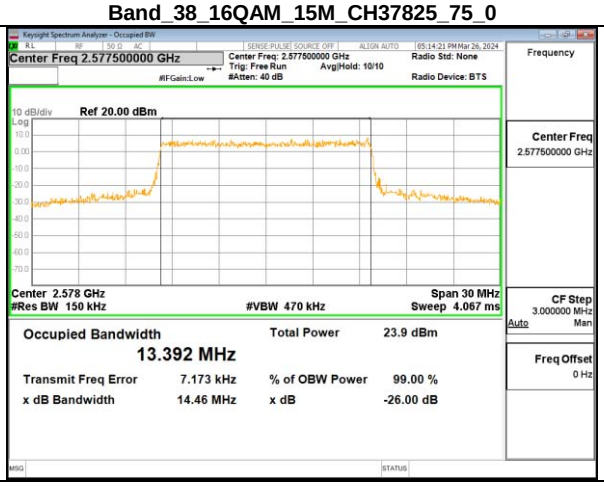

OBW_65_NT_NV_0_Band_38_QPSK_15M_CH38000_75_0

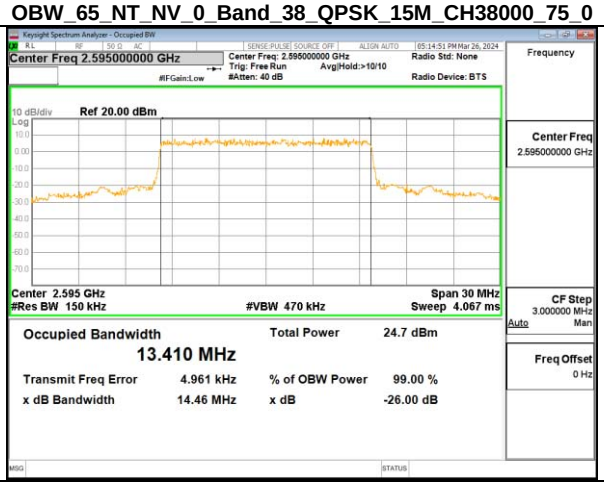

Band_38_16QAM_15M_CH38000_75_0

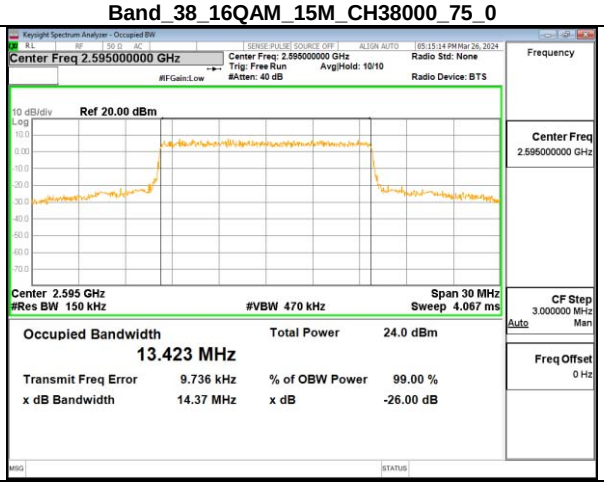

Band_38_QPSK_15M_CH38175_75_0

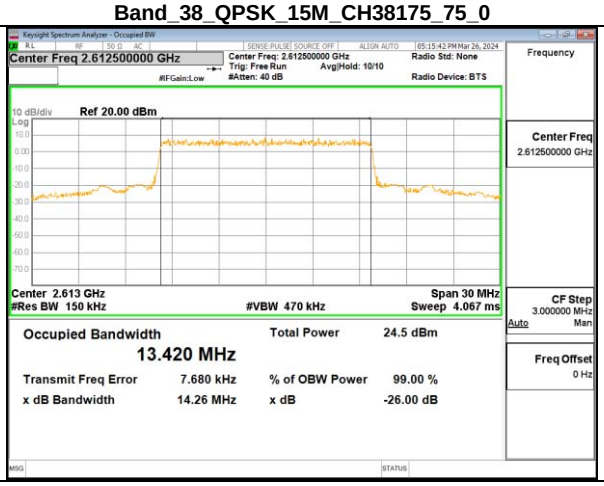

OBW_65_NT_NV_0_Band_38_16QAM_15M_CH38175_75_0

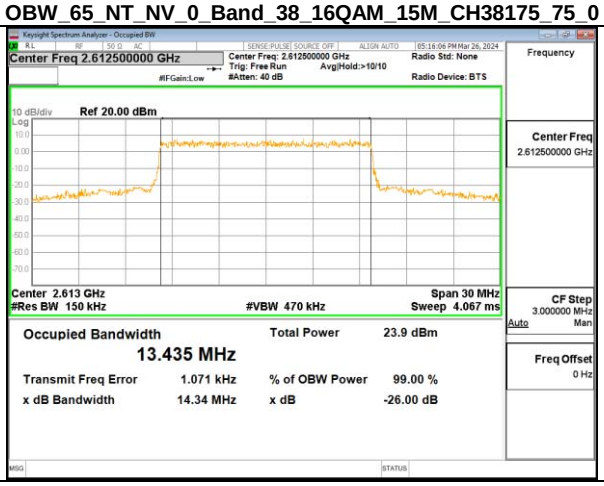

Band_38_QPSK_20M_CH37850_100_0

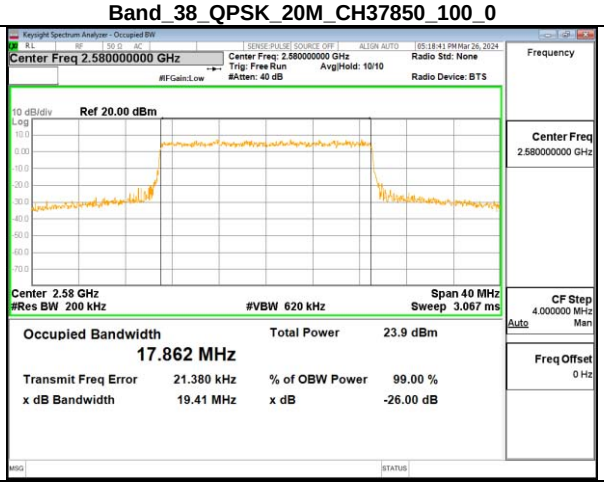

OBW_65_NT_NV_0_Band_38_16QAM_20M_CH37850_100_0

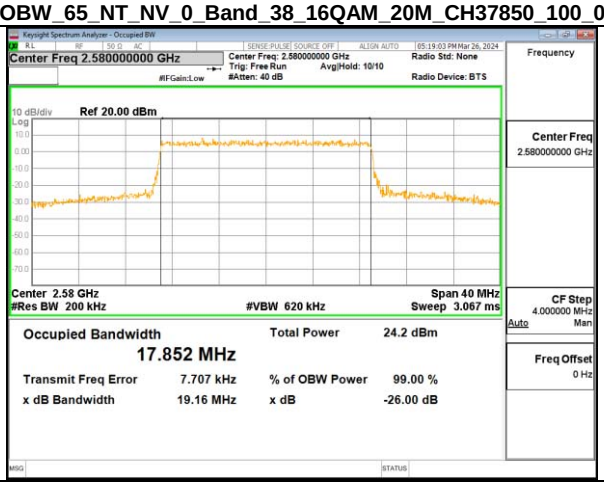

Band_38_QPSK_20M_CH38000_100_0

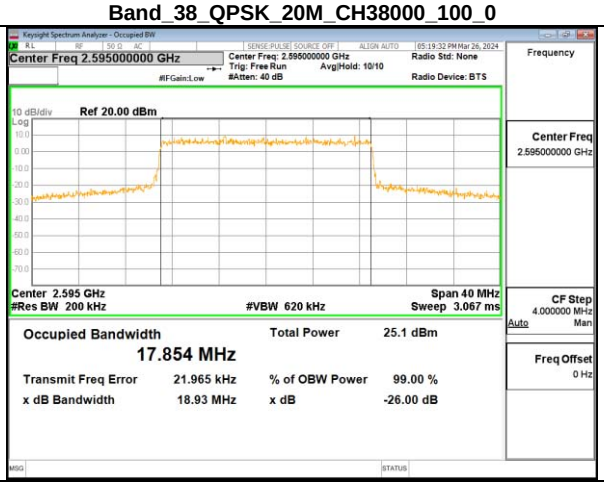

Band_38_16QAM_20M_CH38000_100_0

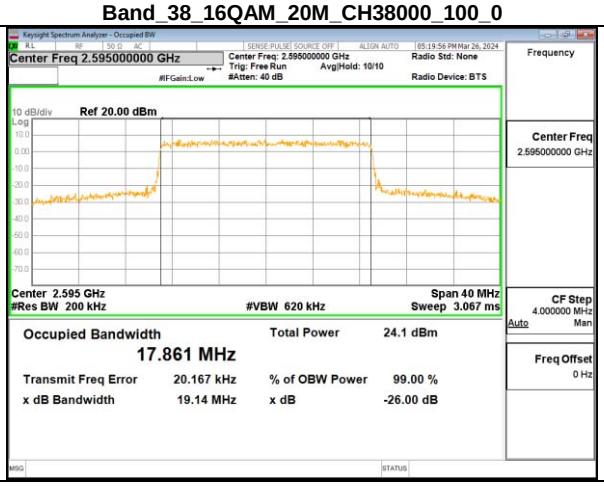

Band_38_QPSK_20M_CH38150_100_0

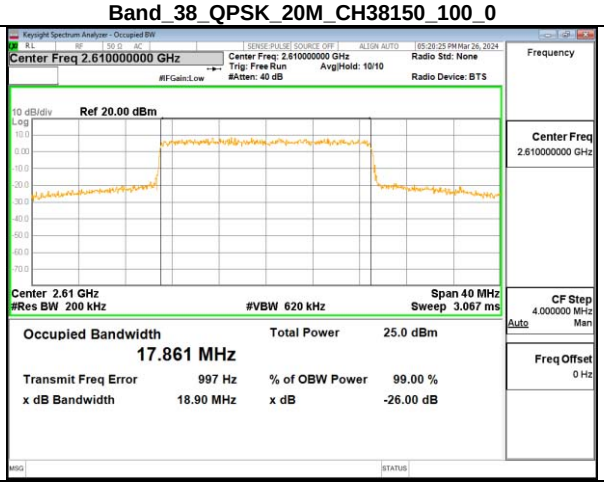

Band_38_16QAM_20M_CH38150_100_0

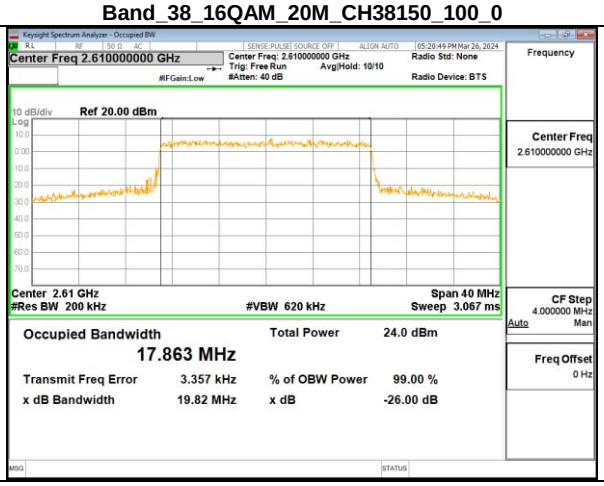

4.3 Peak to average power ratio (PAPR)

Limit:	The peak-to-average power ratio (PAPR) of the transmitter output power must not exceed 13 dB.
Test setup:	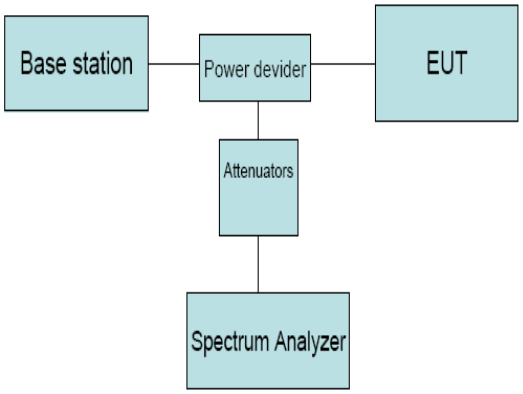
Test procedure:	1. The signal analyzer' s CCDF measurement profile is enabled 2. Frequency = carrier center frequency 3. Measurement BW > Emission bandwidth of signal 4. The signal analyzer was set to collect one million samples to generate the CCDF curve 5. The measurement interval was set depending on the type of signal analyzed. For continuous signals(>98% duty cycle), the measurement interval was set to 1ms. For burst transmissions, the spectrum analyzer is set to use an internal " RF Burst" trigger that is synced with an incoming pulse and the measurement interval is set to less than the duration of the " on time" of one burst to ensure that energy is only captured during a time in which the transmitter is operating at maximum power
Test results:	Pass

Test data see next page

Band	Bandwidth	Modulation	Frequency(MHz)	RB Configuration	Result(dB)	Limit(dB)	Verdict
Band38	5MHz	QPSK	2572.5	25RB#0	8.65	13	PASS
Band38	5MHz	16QAM	2572.5	25RB#0	9.66	13	PASS
Band38	5MHz	QPSK	2595.0	25RB#0	8.35	13	PASS
Band38	5MHz	16QAM	2595.0	25RB#0	9.11	13	PASS
Band38	5MHz	QPSK	2617.5	25RB#0	8.60	13	PASS
Band38	5MHz	16QAM	2617.5	25RB#0	8.71	13	PASS
Band38	10MHz	QPSK	2575.0	50RB#0	8.30	13	PASS
Band38	10MHz	16QAM	2575.0	50RB#0	9.55	13	PASS
Band38	10MHz	QPSK	2595.0	50RB#0	8.27	13	PASS
Band38	10MHz	16QAM	2595.0	50RB#0	9.50	13	PASS
Band38	10MHz	QPSK	2615.0	50RB#0	9.64	13	PASS
Band38	10MHz	16QAM	2615.0	50RB#0	9.45	13	PASS
Band38	15MHz	QPSK	2577.5	75RB#0	8.72	13	PASS
Band38	15MHz	16QAM	2577.5	75RB#0	10.43	13	PASS
Band38	15MHz	QPSK	2595.0	75RB#0	9.27	13	PASS
Band38	15MHz	16QAM	2595.0	75RB#0	9.77	13	PASS
Band38	15MHz	QPSK	2612.5	75RB#0	8.40	13	PASS
Band38	15MHz	16QAM	2612.5	75RB#0	9.97	13	PASS
Band38	20MHz	QPSK	2580.0	100RB#0	7.75	13	PASS
Band38	20MHz	16QAM	2580.0	100RB#0	9.51	13	PASS
Band38	20MHz	QPSK	2595.0	100RB#0	9.18	13	PASS
Band38	20MHz	16QAM	2595.0	100RB#0	10.50	13	PASS
Band38	20MHz	QPSK	2610.0	100RB#0	9.16	13	PASS
Band38	20MHz	16QAM	2610.0	100RB#0	9.11	13	PASS

Remark: All modes of RB configurations have been tested, and only worst configuration data listed.

Test plots:

Band_38_QPSK_5M_CH37775_25_0

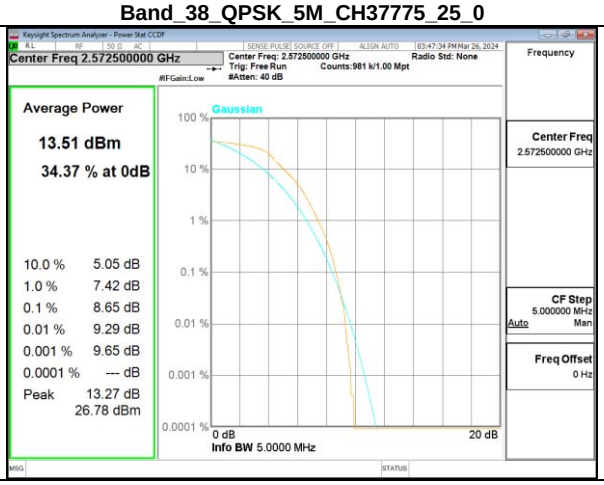

Band_38_16QAM_5M_CH37775_25_0

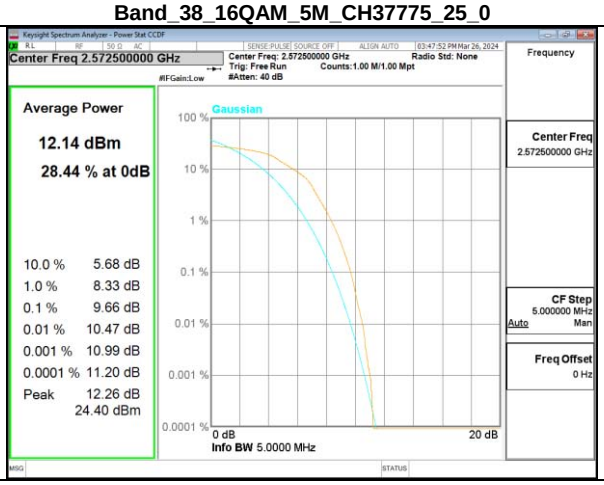

Band_38_QPSK_5M_CH38000_25_0

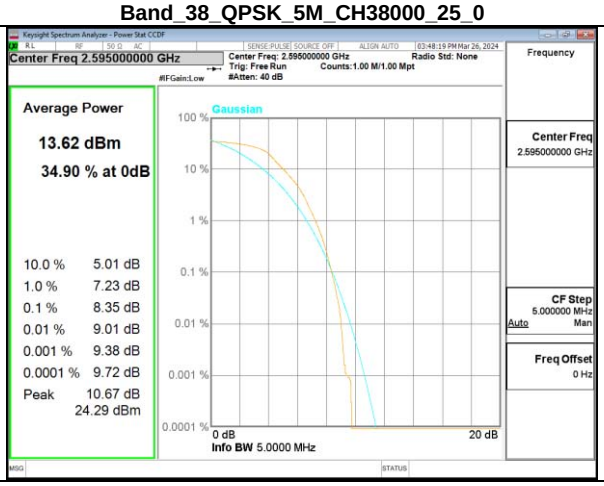

Band_38_16QAM_5M_CH38000_25_0

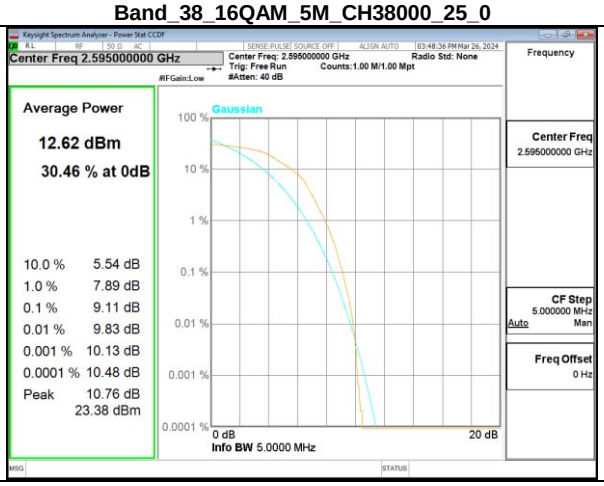

Band_38_QPSK_5M_CH38225_25_0

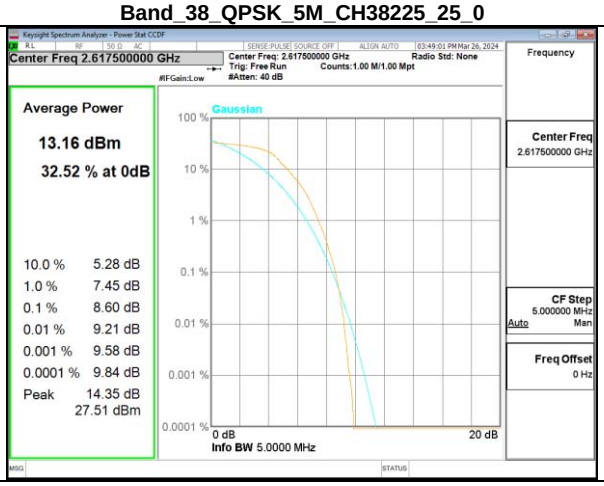

Band_38_16QAM_5M_CH38225_25_0

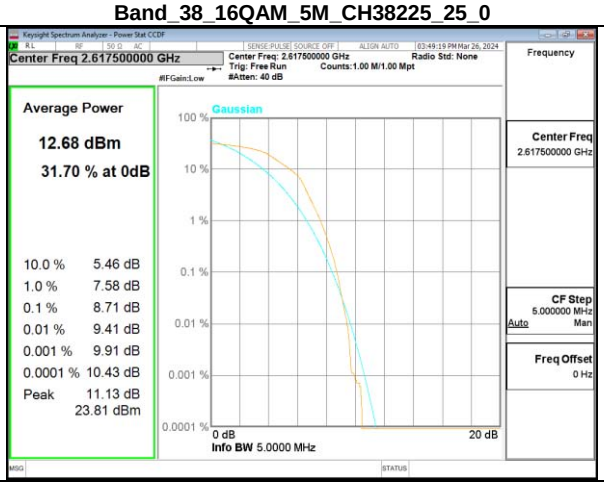

Band_38_QPSK_10M_CH37800_50_0

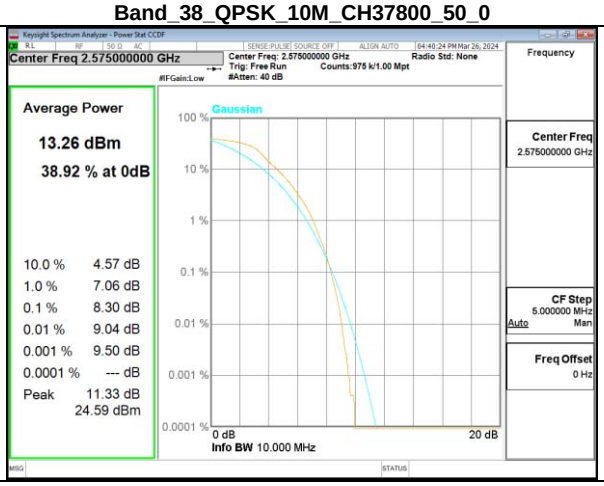

Band_38_16QAM_10M_CH37800_50_0

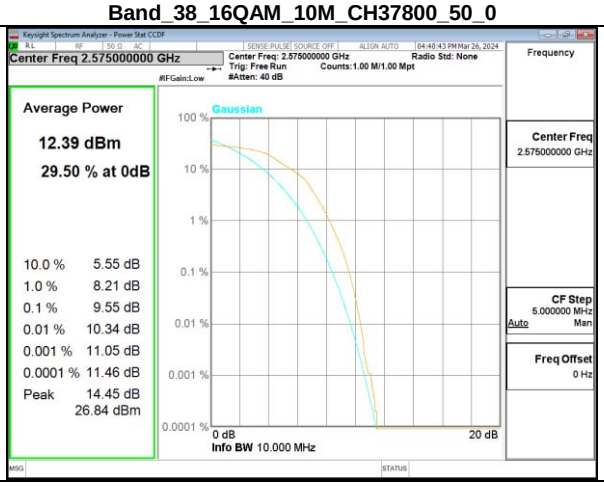

Band_38_QPSK_10M_CH38000_50_0

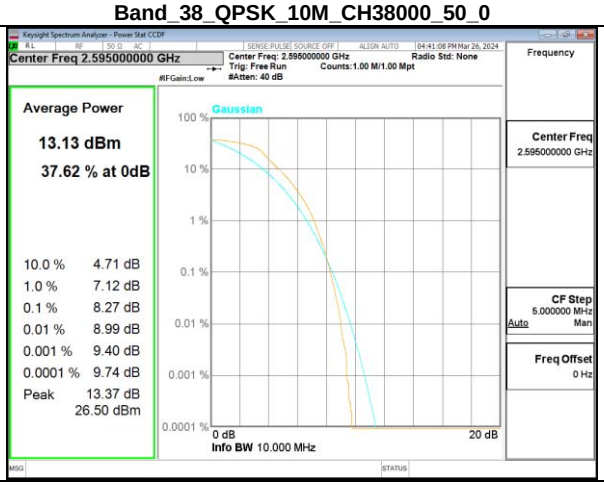

Band_38_16QAM_10M_CH38000_50_0

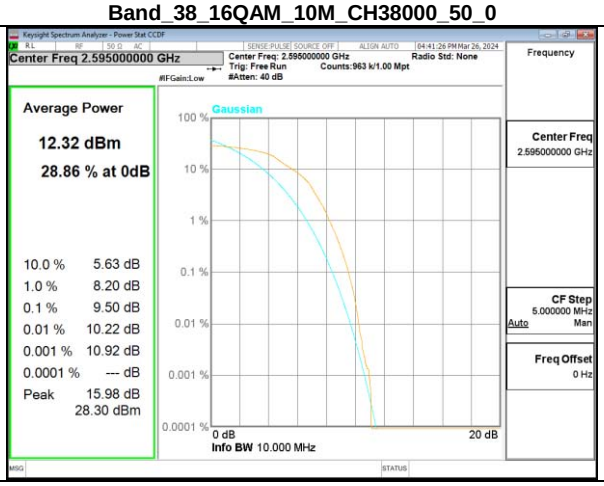

Band_38_QPSK_10M_CH38200_50_0

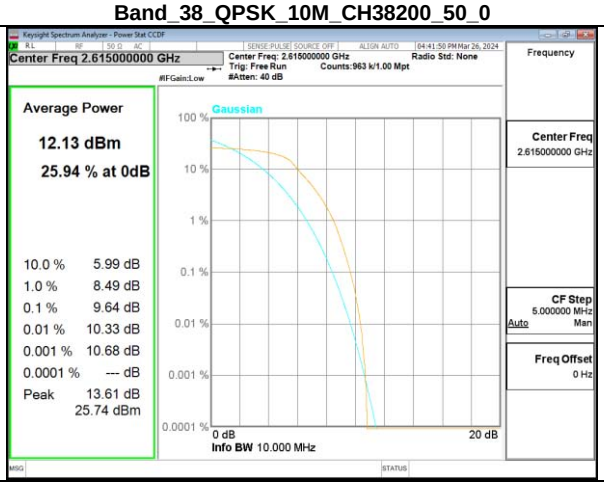

Band_38_16QAM_10M_CH38200_50_0

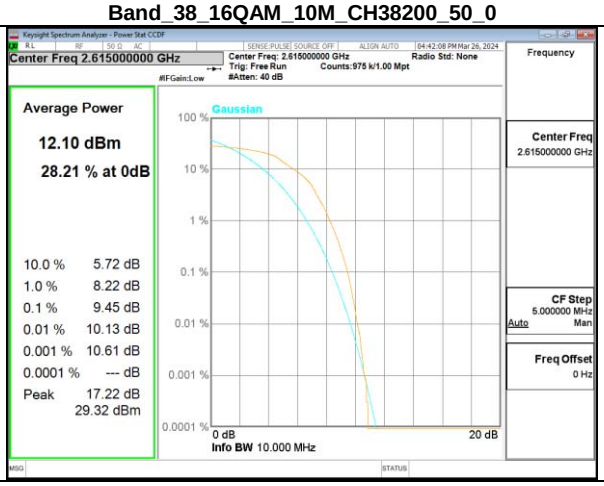

Band_38_QPSK_15M_CH37825_75_0

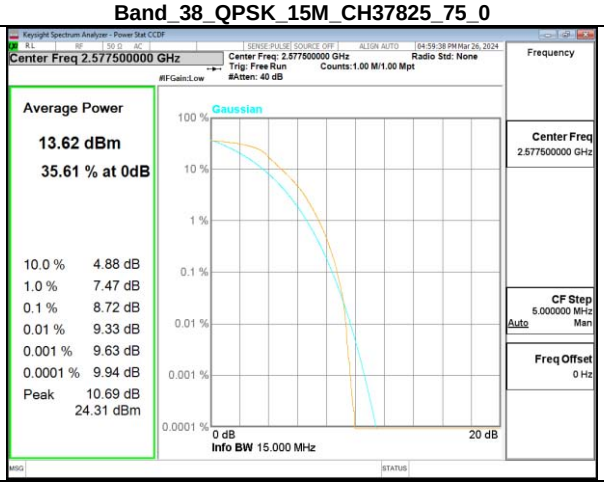

Band_38_16QAM_15M_CH37825_75_0

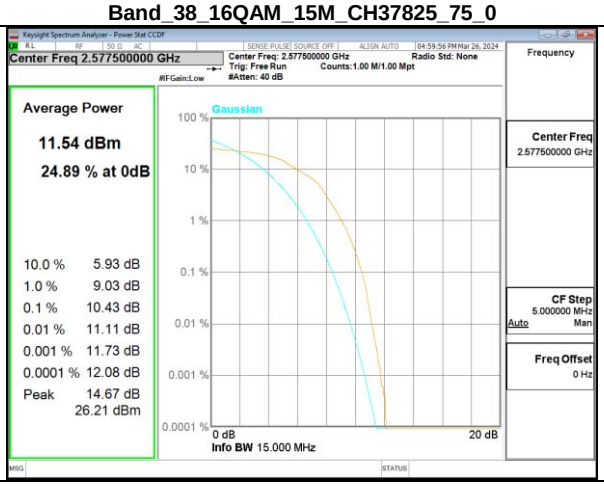

Band_38_QPSK_15M_CH38000_75_0

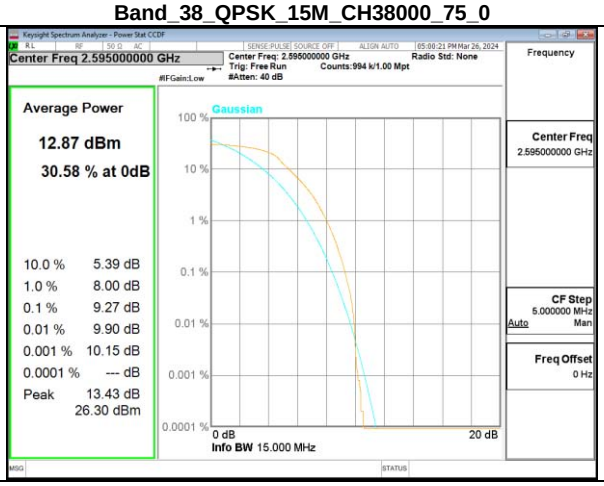

Band_38_16QAM_15M_CH38000_75_0

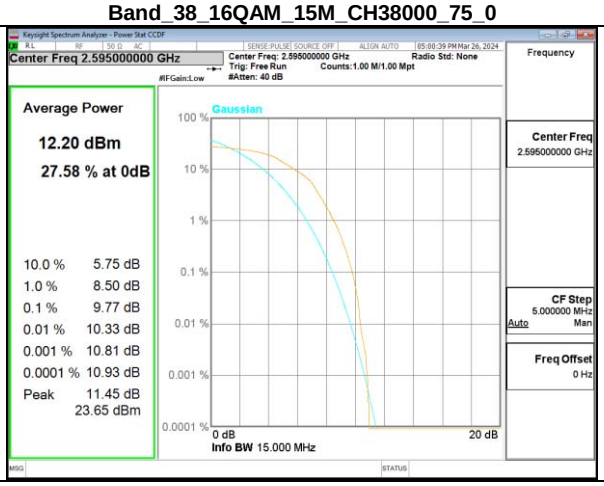

Band_38_QPSK_15M_CH38175_75_0

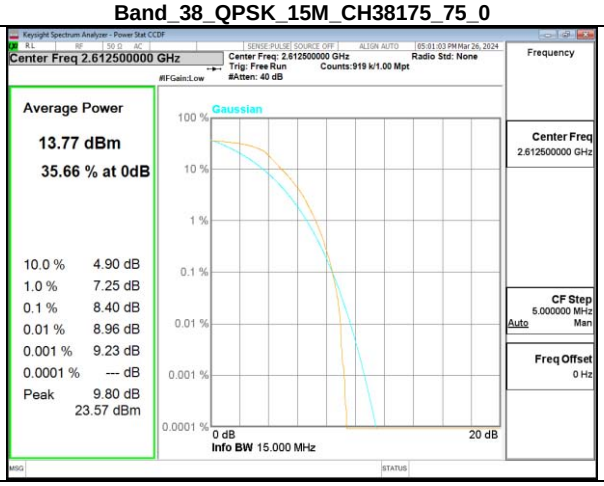

Band_38_16QAM_15M_CH38175_75_0

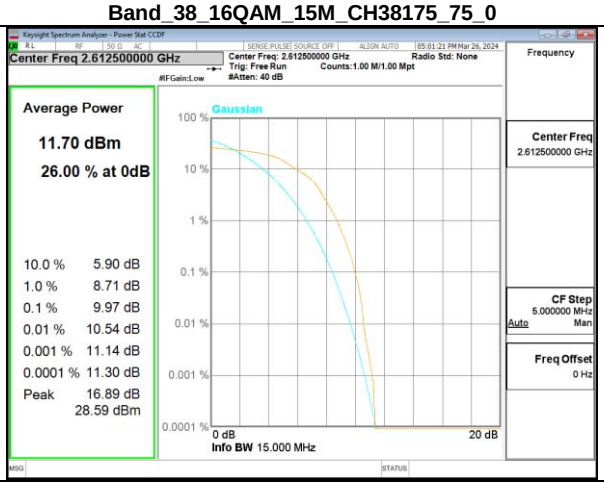

Band_38_QPSK_20M_CH37850_100_0

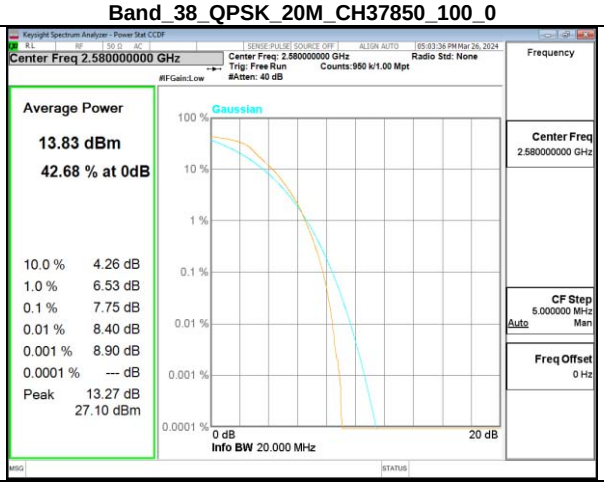

Band_38_16QAM_20M_CH37850_100_0

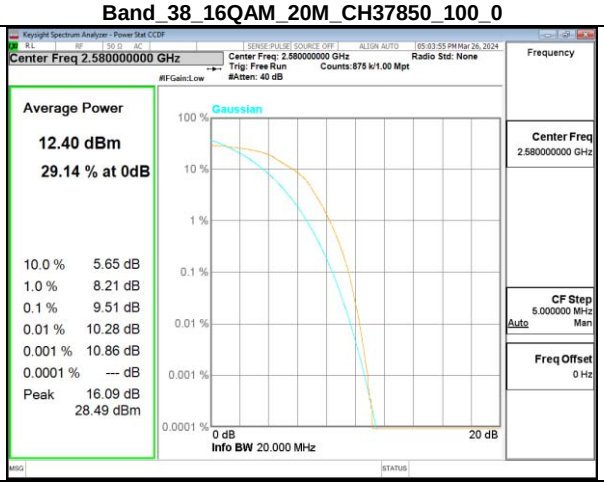

Band_38_QPSK_20M_CH38000_100_0

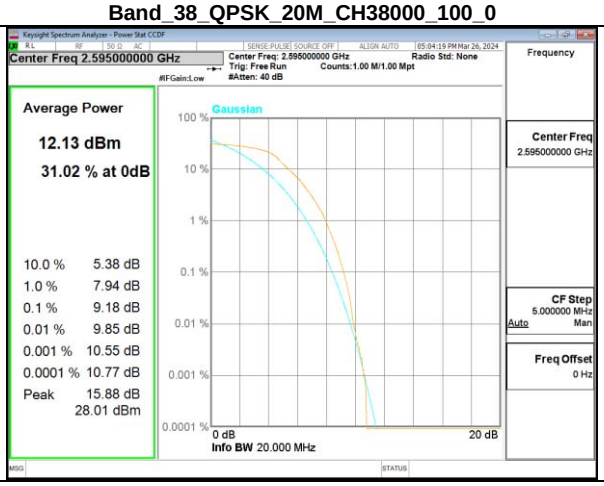

Band_38_16QAM_20M_CH38000_100_0

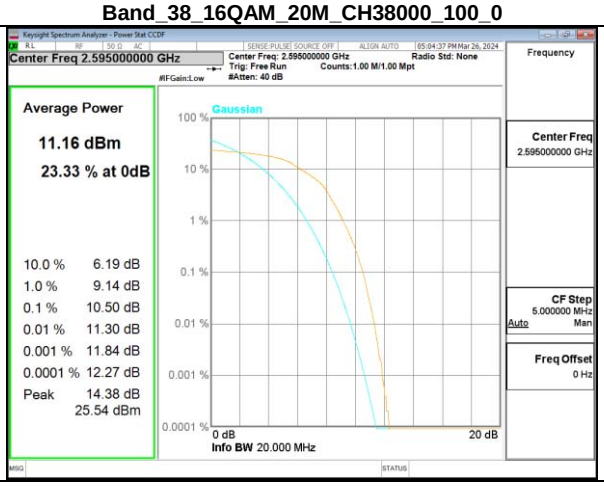

Band_38_QPSK_20M_CH38150_100_0

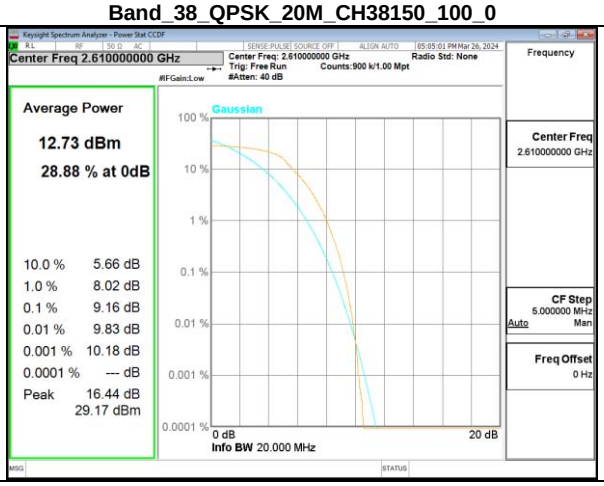

Band_38_16QAM_20M_CH38150_100_0

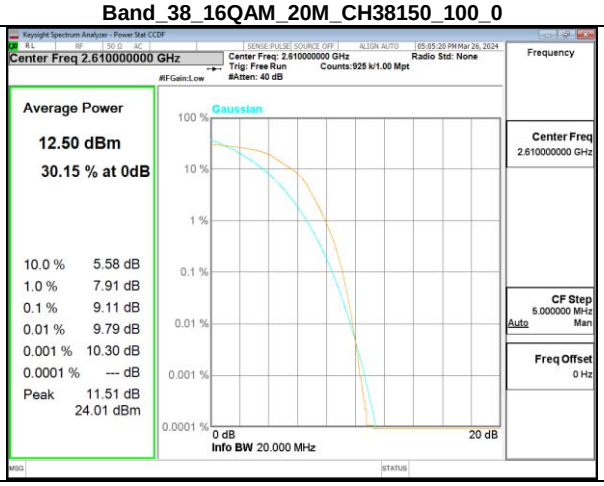

4.4 Conducted spurious emissions

Limit:	For mobile digital stations, the attenuation factor shall be not less than 40 + 10 log (P) dB on all frequenciesbetween the channel edge and 5 megahertz from the channel edge, 43 + 10 log (P) dB on all frequencies between 5 megahertz and X megahertz from the channel edge, and 55 + 10 log (P) dB on all frequencies more than X megahertz from the channel edge, where X is the greater of 6 megahertz or the actua emission bandwidth as defined in paragraph (m)(6) of this section. In addition, the attenuation factor shall not be less that 43 + 10 log (P) dB on all frequencies between 2490.5 MHz and 2496 MHz and 55 + 10 log (P) dB at or below 2490.5 MHz.
Test setup:	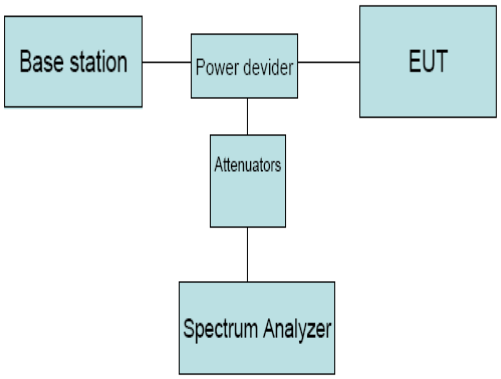
Test procedure:	1. The EUT was directly connected to the spectrum analyzer and Base station via power splitter as show in the block diagram above. 2. Setting: Frequency bellow 1 GHz: RBW=100 kHz, VBW=300 kHz. Frequency above 1 GHz: RBW=1 MHz, VBW=3 MHz. 3.The low, middle and high channels of each band and mode's spurious emissions for 30 MHz to 10th Harmonic were measured by Spectrum analyzer.
Test results:	Pass

Band	Modulation	BW (MHz)	Frequency (MHz)	RB_Size	RB_start	RBW (kHz)	Test Freq Range(MHz)	Spur Freq (MHz)	Spur Level (dBm)	Limit (dBm)	Result
Band38	QPSK	5M	2572.5	1	0	1	0.009~0.150	0.010	-62.08	-25	Pass
Band38	QPSK	5M	2572.5	1	0	10	0.150~30.000	0.151	-64.82	-25	Pass
Band38	QPSK	5M	2572.5	1	0	100	30.000~1000.000	862.551	-68.69	-25	Pass
Band38	QPSK	5M	2572.5	1	0	1000	1000.000~2545.000	2501.843	-54.79	-25	Pass
Band38	QPSK	5M	2572.5	1	0	1000	2630.000~26500.000	24440.815	-44.85	-25	Pass
Band38	16QAM	5M	2572.5	1	0	1	0.009~0.150	0.009	-62.00	-25	Pass
Band38	16QAM	5M	2572.5	1	0	10	0.150~30.000	0.152	-64.80	-25	Pass
Band38	16QAM	5M	2572.5	1	0	100	30.000~1000.000	979.210	-68.55	-25	Pass
Band38	16QAM	5M	2572.5	1	0	1000	1000.000~2545.000	2460.849	-55.79	-25	Pass
Band38	16QAM	5M	2572.5	1	0	1000	2630.000~26500.000	25119.518	-44.77	-25	Pass
Band38	QPSK	5M	2595.0	25	0	1	0.009~0.150	0.009	-61.77	-25	Pass
Band38	QPSK	5M	2595.0	25	0	10	0.150~30.000	0.150	-64.40	-25	Pass
Band38	QPSK	5M	2595.0	25	0	100	30.000~1000.000	812.790	-70.89	-25	Pass
Band38	QPSK	5M	2595.0	25	0	1000	1000.000~2545.000	2466.205	-57.51	-25	Pass
Band38	QPSK	5M	2595.0	25	0	1000	2630.000~26500.000	24566.530	-46.05	-25	Pass
Band38	16QAM	5M	2595.0	25	0	1	0.009~0.150	0.010	-61.56	-25	Pass
Band38	16QAM	5M	2595.0	25	0	10	0.150~30.000	0.150	-64.64	-25	Pass
Band38	16QAM	5M	2595.0	25	0	100	30.000~1000.000	813.760	-70.94	-25	Pass
Band38	16QAM	5M	2595.0	25	0	1000	1000.000~2545.000	2543.455	-57.67	-25	Pass
Band38	16QAM	5M	2595.0	25	0	1000	2630.000~26500.000	24614.270	-46.08	-25	Pass
Band38	QPSK	5M	2617.5	1	24	1	0.009~0.150	0.009	-60.89	-25	Pass
Band38	QPSK	5M	2617.5	1	24	10	0.150~30.000	0.158	-64.84	-25	Pass
Band38	QPSK	5M	2617.5	1	24	100	30.000~1000.000	58.421	-66.67	-25	Pass
Band38	QPSK	5M	2617.5	1	24	1000	1000.000~2545.000	2249.133	-56.30	-25	Pass
Band38	QPSK	5M	2617.5	1	24	1000	2630.000~26500.000	25051.887	-44.65	-25	Pass
Band38	16QAM	5M	2617.5	1	24	1	0.009~0.150	0.009	-60.61	-25	Pass
Band38	16QAM	5M	2617.5	1	24	10	0.150~30.000	0.152	-63.56	-25	Pass
Band38	16QAM	5M	2617.5	1	24	100	30.000~1000.000	58.421	-65.98	-25	Pass
Band38	16QAM	5M	2617.5	1	24	1000	1000.000~2545.000	2481.398	-56.33	-25	Pass
Band38	16QAM	5M	2617.5	1	24	1000	2630.000~26500.000	24526.747	-44.95	-25	Pass
Band38	QPSK	10M	2575.0	1	0	1	0.009~0.150	0.010	-62.84	-25	Pass
Band38	QPSK	10M	2575.0	1	0	10	0.150~30.000	0.150	-65.21	-25	Pass
Band38	QPSK	10M	2575.0	1	0	100	30.000~1000.000	914.640	-70.79	-25	Pass
Band38	QPSK	10M	2575.0	1	0	1000	1000.000~2545.000	2537.275	-52.96	-25	Pass
Band38	QPSK	10M	2575.0	1	0	1000	2640.000~26500.000	24567.340	-46.15	-25	Pass
Band38	16QAM	10M	2575.0	1	0	1	0.009~0.150	0.009	-60.85	-25	Pass

Band38	16QAM	10M	2575.0	1	0	10	0.150~30.000	0.150	-64.92	-25	Pass
Band38	16QAM	10M	2575.0	1	0	100	30.000~1000.000	926.280	-70.76	-25	Pass
Band38	16QAM	10M	2575.0	1	0	1000	1000.000~2545.000	2494.015	-56.12	-25	Pass
Band38	16QAM	10M	2575.0	1	0	1000	2640.000~26500.000	24591.200	-46.04	-25	Pass
Band38	QPSK	10M	2595.0	50	0	1	0.009~0.150	0.009	-60.98	-25	Pass
Band38	QPSK	10M	2595.0	50	0	10	0.150~30.000	0.150	-65.12	-25	Pass
Band38	QPSK	10M	2595.0	50	0	100	30.000~1000.000	904.940	-70.86	-25	Pass
Band38	QPSK	10M	2595.0	50	0	1000	1000.000~2545.000	2523.370	-57.54	-25	Pass
Band38	QPSK	10M	2595.0	50	0	1000	2640.000~26500.000	24519.620	-46.00	-25	Pass
Band38	16QAM	10M	2595.0	50	0	1	0.009~0.150	0.009	-61.78	-25	Pass
Band38	16QAM	10M	2595.0	50	0	10	0.150~30.000	0.150	-64.79	-25	Pass
Band38	16QAM	10M	2595.0	50	0	100	30.000~1000.000	911.730	-70.62	-25	Pass
Band38	16QAM	10M	2595.0	50	0	1000	1000.000~2545.000	2540.365	-57.15	-25	Pass
Band38	16QAM	10M	2595.0	50	0	1000	2640.000~26500.000	25068.400	-46.15	-25	Pass
Band38	QPSK	10M	2615.0	1	49	1	0.009~0.150	0.009	-61.71	-25	Pass
Band38	QPSK	10M	2615.0	1	49	10	0.150~30.000	0.163	-63.61	-25	Pass
Band38	QPSK	10M	2615.0	1	49	100	30.000~1000.000	58.130	-66.34	-25	Pass
Band38	QPSK	10M	2615.0	1	49	1000	1000.000~2545.000	2480.677	-55.17	-25	Pass
Band38	QPSK	10M	2615.0	1	49	1000	2640.000~26500.000	24532.345	-44.85	-25	Pass
Band38	16QAM	10M	2615.0	1	49	1	0.009~0.150	0.014	-61.17	-25	Pass
Band38	16QAM	10M	2615.0	1	49	10	0.150~30.000	0.167	-65.55	-25	Pass
Band38	16QAM	10M	2615.0	1	49	100	30.000~1000.000	58.162	-67.16	-25	Pass
Band38	16QAM	10M	2615.0	1	49	1000	1000.000~2545.000	2524.760	-45.35	-25	Pass
Band38	16QAM	10M	2615.0	1	49	1000	2640.000~26500.000	25048.517	-44.68	-25	Pass
Band38	QPSK	15M	2577.5	1	0	1	0.009~0.150	0.010	-61.16	-25	Pass
Band38	QPSK	15M	2577.5	1	0	10	0.150~30.000	0.150	-65.20	-25	Pass
Band38	QPSK	15M	2577.5	1	0	100	30.000~1000.000	804.060	-70.79	-25	Pass
Band38	QPSK	15M	2577.5	1	0	1000	1000.000~2545.000	2531.095	-57.94	-25	Pass
Band38	QPSK	15M	2577.5	1	0	1000	2650.000~26500.000	24568.150	-46.09	-25	Pass
Band38	16QAM	15M	2577.5	1	0	1	0.009~0.150	0.009	-62.39	-25	Pass
Band38	16QAM	15M	2577.5	1	0	10	0.150~30.000	0.150	-65.19	-25	Pass
Band38	16QAM	15M	2577.5	1	0	100	30.000~1000.000	875.840	-70.85	-25	Pass
Band38	16QAM	15M	2577.5	1	0	1000	1000.000~2545.000	2538.820	-57.55	-25	Pass
Band38	16QAM	15M	2577.5	1	0	1000	2650.000~26500.000	25069.000	-46.07	-25	Pass
Band38	QPSK	15M	2595.0	75	0	1	0.009~0.150	0.009	-62.21	-25	Pass
Band38	QPSK	15M	2595.0	75	0	10	0.150~30.000	0.150	-64.93	-25	Pass
Band38	QPSK	15M	2595.0	75	0	100	30.000~1000.000	792.420	-70.88	-25	Pass
Band38	QPSK	15M	2595.0	75	0	1000	1000.000~2545.000	2475.475	-56.11	-25	Pass

Band38	QPSK	15M	2595.0	75	0	1000	2650.000~26500.000	25045.150	-46.01	-25	Pass
Band38	16QAM	15M	2595.0	75	0	1	0.009~0.150	0.009	-60.98	-25	Pass
Band38	16QAM	15M	2595.0	75	0	10	0.150~30.000	0.150	-64.96	-25	Pass
Band38	16QAM	15M	2595.0	75	0	100	30.000~1000.000	792.420	-70.91	-25	Pass
Band38	16QAM	15M	2595.0	75	0	1000	1000.000~2545.000	2541.910	-56.11	-25	Pass
Band38	16QAM	15M	2595.0	75	0	1000	2650.000~26500.000	25045.150	-45.96	-25	Pass
Band38	QPSK	15M	2612.5	1	74	1	0.009~0.150	0.009	-60.42	-25	Pass
Band38	QPSK	15M	2612.5	1	74	10	0.150~30.000	0.151	-64.19	-25	Pass
Band38	QPSK	15M	2612.5	1	74	100	30.000~1000.000	57.904	-68.78	-25	Pass
Band38	QPSK	15M	2612.5	1	74	1000	1000.000~2545.000	2503.954	-48.54	-25	Pass
Band38	QPSK	15M	2612.5	1	74	1000	2650.000~26500.000	25078.540	-44.87	-25	Pass
Band38	16QAM	15M	2612.5	1	74	1	0.009~0.150	0.010	-60.54	-25	Pass
Band38	16QAM	15M	2612.5	1	74	10	0.150~30.000	0.154	-64.30	-25	Pass
Band38	16QAM	15M	2612.5	1	74	100	30.000~1000.000	57.936	-65.55	-25	Pass
Band38	16QAM	15M	2612.5	1	74	1000	1000.000~2545.000	2537.532	-55.51	-25	Pass
Band38	16QAM	15M	2612.5	1	74	1000	2650.000~26500.000	25042.765	-44.28	-25	Pass
Band38	QPSK	20M	2580.0	1	0	1	0.009~0.150	0.011	-61.36	-25	Pass
Band38	QPSK	20M	2580.0	1	0	10	0.150~30.000	0.150	-65.56	-25	Pass
Band38	QPSK	20M	2580.0	1	0	100	30.000~1000.000	802.120	-70.91	-25	Pass
Band38	QPSK	20M	2580.0	1	0	1000	1000.000~2545.000	2245.270	-57.85	-25	Pass
Band38	QPSK	20M	2580.0	1	0	1000	2660.000~26500.000	25069.600	-45.86	-25	Pass
Band38	16QAM	20M	2580.0	1	0	1	0.009~0.150	0.009	-60.81	-25	Pass
Band38	16QAM	20M	2580.0	1	0	10	0.150~30.000	0.150	-64.78	-25	Pass
Band38	16QAM	20M	2580.0	1	0	100	30.000~1000.000	917.550	-70.93	-25	Pass
Band38	16QAM	20M	2580.0	1	0	1000	1000.000~2545.000	2495.560	-54.29	-25	Pass
Band38	16QAM	20M	2580.0	1	0	1000	2660.000~26500.000	25069.600	-45.80	-25	Pass
Band38	QPSK	20M	2595.0	100	0	1	0.009~0.150	0.010	-59.65	-25	Pass
Band38	QPSK	20M	2595.0	100	0	10	0.150~30.000	0.150	-64.87	-25	Pass
Band38	QPSK	20M	2595.0	100	0	100	30.000~1000.000	908.820	-70.88	-25	Pass
Band38	QPSK	20M	2595.0	100	0	1000	1000.000~2545.000	2545.000	-57.42	-25	Pass
Band38	QPSK	20M	2595.0	100	0	1000	2660.000~26500.000	25093.440	-45.92	-25	Pass
Band38	16QAM	20M	2595.0	100	0	1	0.009~0.150	0.009	-60.87	-25	Pass
Band38	16QAM	20M	2595.0	100	0	10	0.150~30.000	0.150	-64.54	-25	Pass
Band38	16QAM	20M	2595.0	100	0	100	30.000~1000.000	941.800	-70.87	-25	Pass
Band38	16QAM	20M	2595.0	100	0	1000	1000.000~2545.000	2524.915	-53.04	-25	Pass
Band38	16QAM	20M	2595.0	100	0	1000	2660.000~26500.000	25045.760	-45.76	-25	Pass
Band38	QPSK	20M	2610.0	1	100	1	0.009~0.150	0.010	-60.64	-25	Pass
Band38	QPSK	20M	2610.0	1	100	10	0.150~30.000	0.150	-62.51	-25	Pass

Band38	QPSK	20M	2610.0	1	100	100	30.000~1000.000	39.862	-67.23	-25	Pass
Band38	QPSK	20M	2610.0	1	100	1000	1000.000~2545.000	2331.893	-56.26	-25	Pass
Band38	QPSK	20M	2610.0	1	100	1000	2660.000~26500.000	24528.432	-44.57	-25	Pass
Band38	16QAM	20M	2610.0	1	100	1	0.009~0.150	0.010	-61.67	-25	Pass
Band38	16QAM	20M	2610.0	1	100	10	0.150~30.000	0.151	-63.97	-25	Pass
Band38	16QAM	20M	2610.0	1	100	100	30.000~1000.000	39.829	-61.55	-25	Pass
Band38	16QAM	20M	2610.0	1	100	1000	1000.000~2545.000	2525.276	-49.07	-25	Pass
Band38	16QAM	20M	2610.0	1	100	1000	2660.000~26500.000	25031.456	-44.19	-25	Pass

Remark: All modes of RB configurations have been tested, and only worst configuration data listed.

Test plots:

Band_38_QPSK_5M_CH37775_1_0

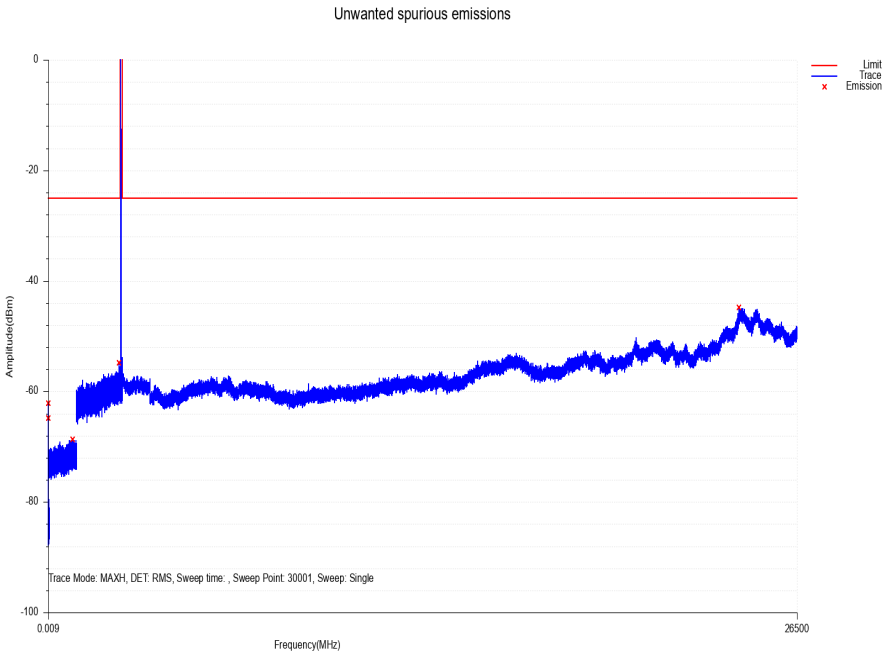

Band_38_16QAM_5M_CH37775_1_0

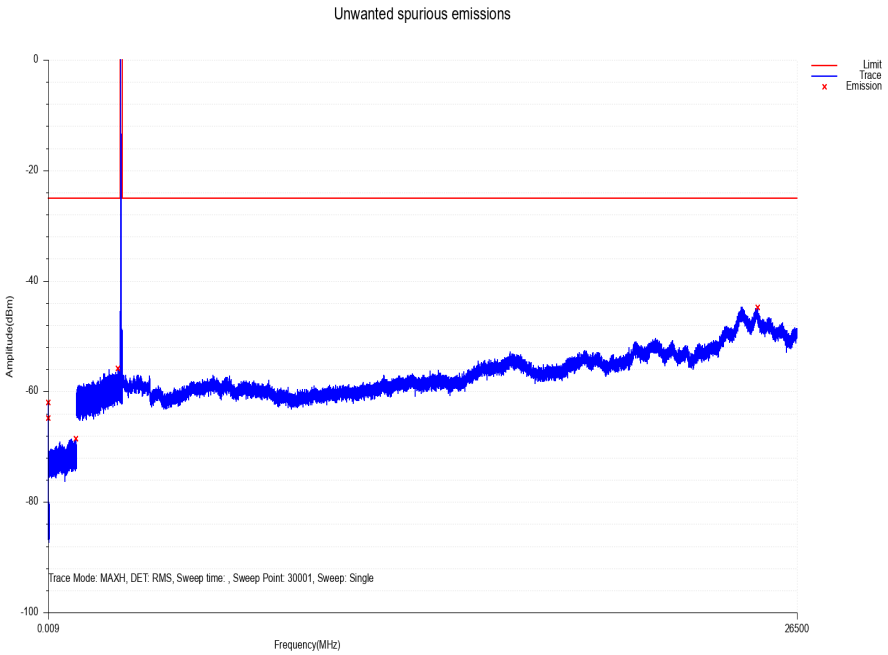

Band_38_QPSK_5M_CH38000_25_0

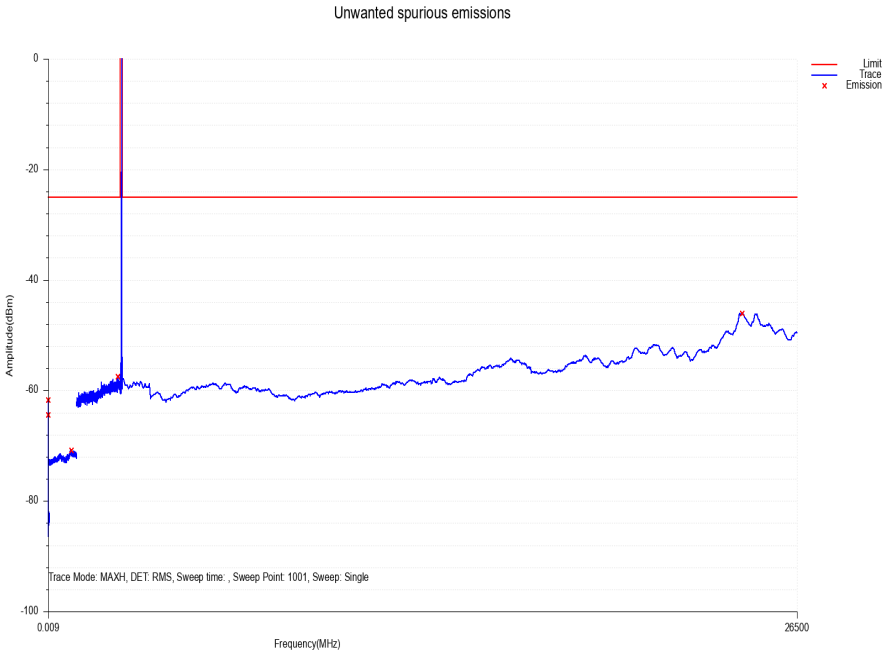

Band_38_16QAM_5M_CH38000_25_0

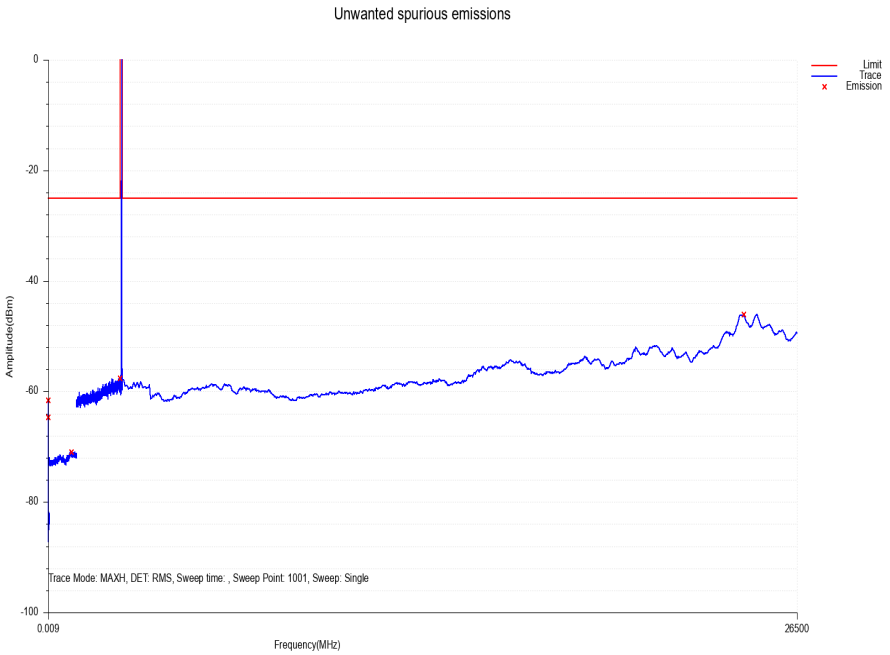

Band_38_QPSK_5M_CH38225_1_24

Unwanted spurious emissions

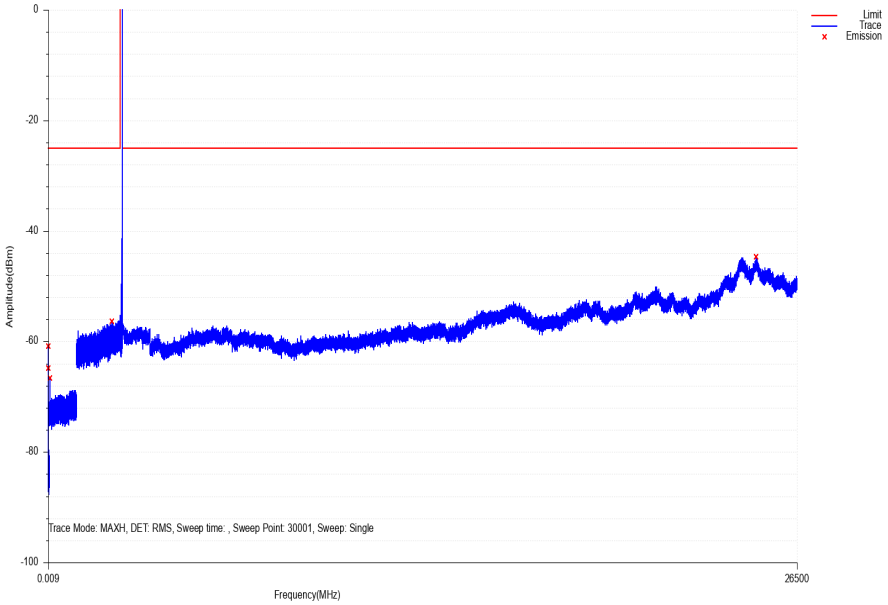

Band_38_16QAM_5M_CH38225_1_24

Unwanted spurious emissions

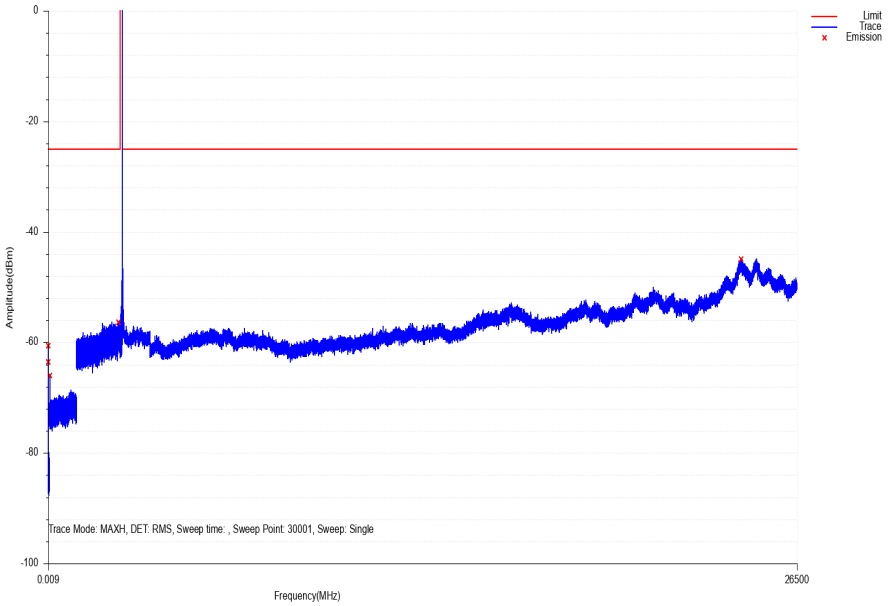

Band_38_QPSK_10M_CH37800_1_0

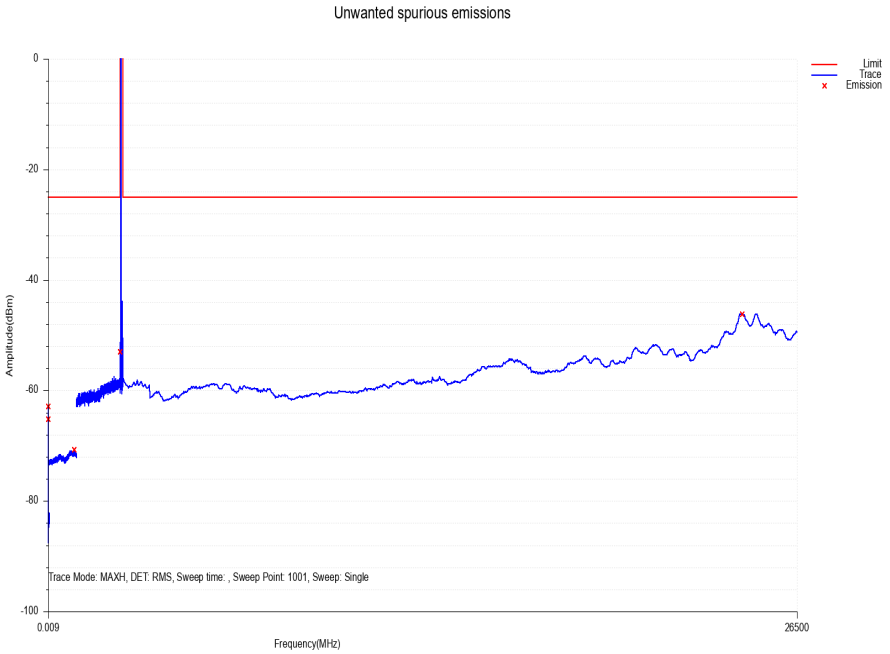

Band_38_16QAM_10M_CH37800_1_0

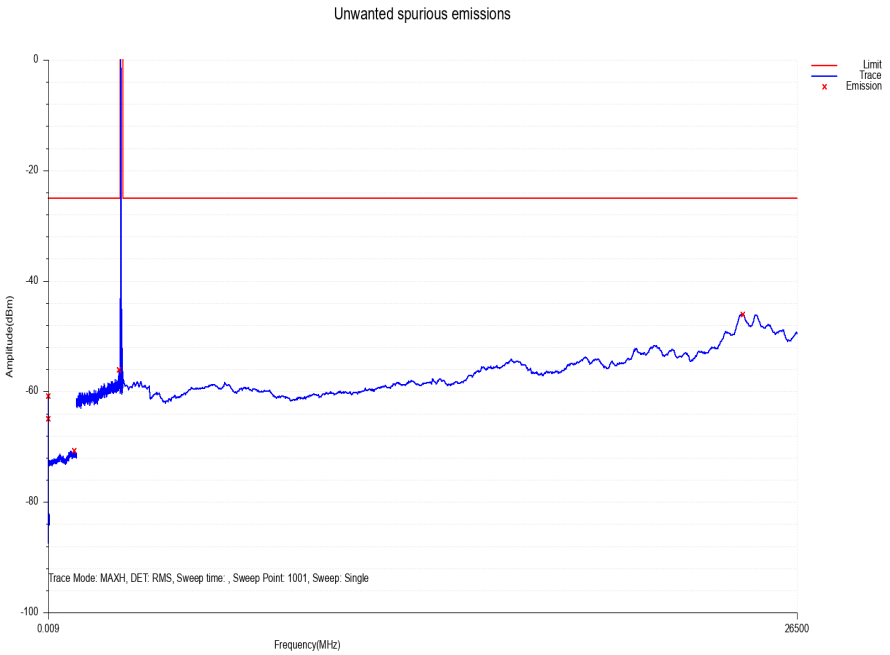

Band_38_QPSK_10M_CH38000_50_0

Unwanted spurious emissions

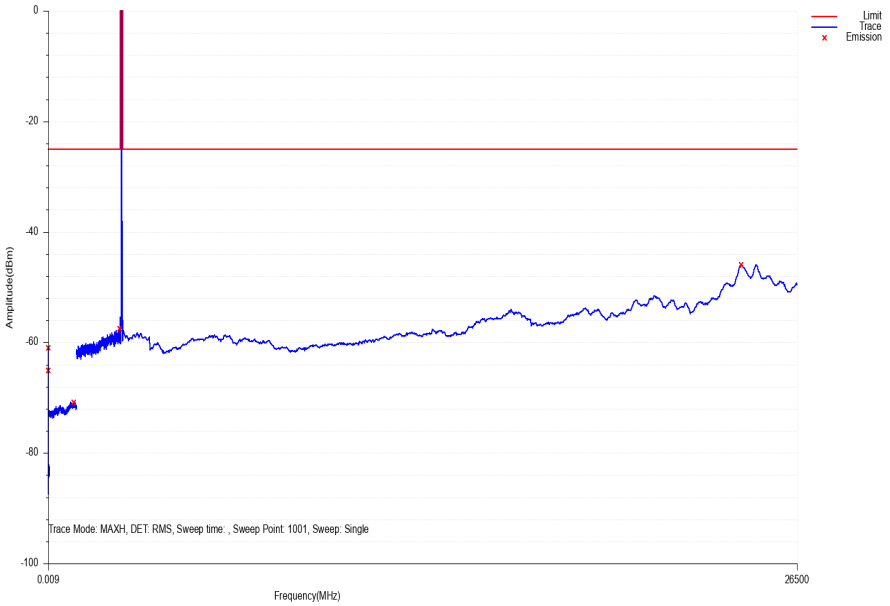

Band_38_16QAM_10M_CH38000_50_0

Unwanted spurious emissions

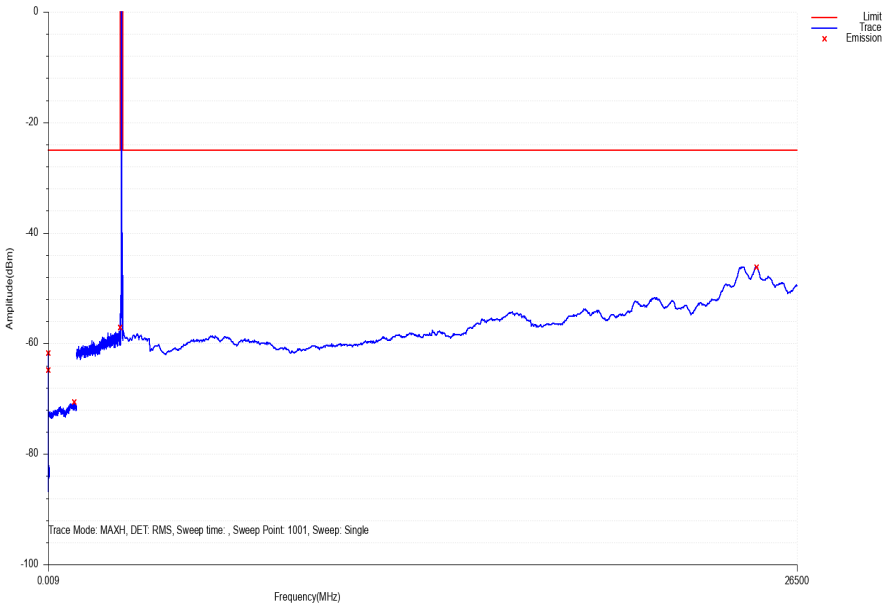

Band_38_QPSK_10M_CH38200_1_49

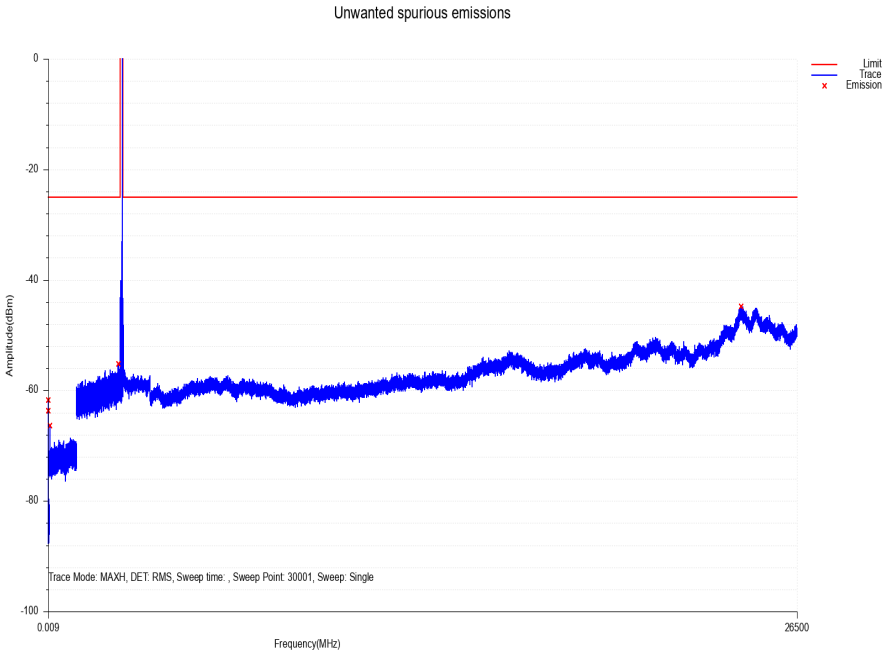

Band_38_16QAM_10M_CH38200_1_49

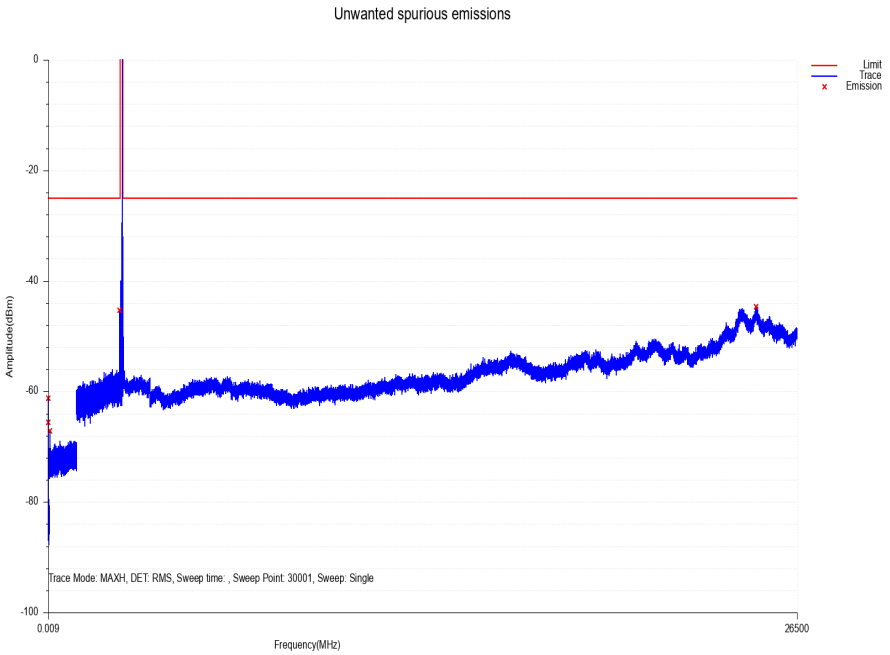

Band_38_QPSK_15M_CH37825_1_0

Unwanted spurious emissions

Band_38_16QAM_15M_CH37825_1_0

Unwanted spurious emissions

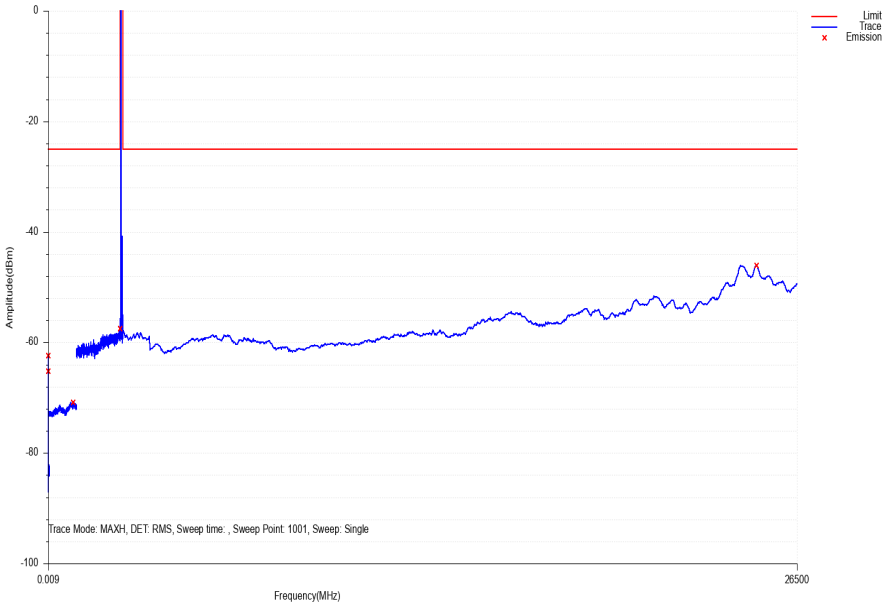

Band_38_QPSK_15M_CH38000_75_0

Unwanted spurious emissions

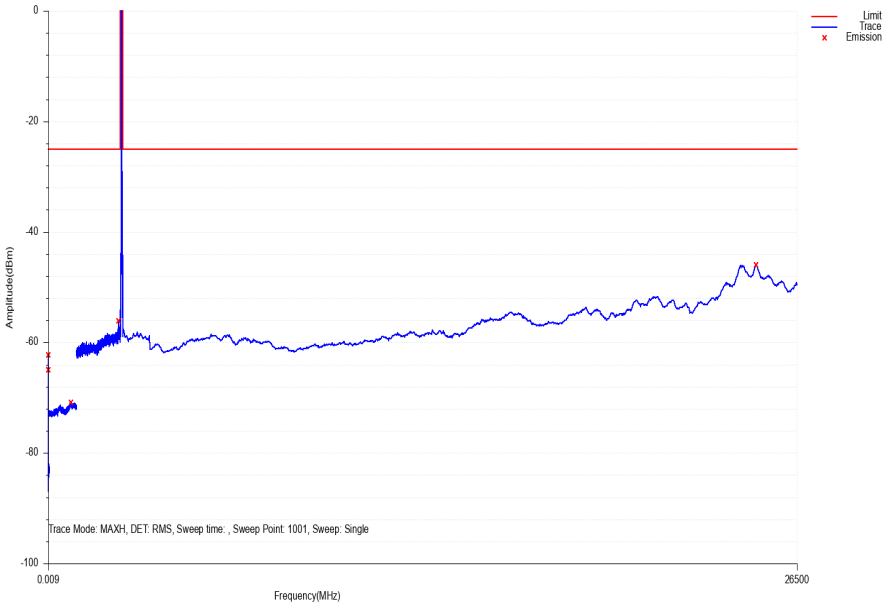

Band_38_16QAM_15M_CH38000_75_0

Unwanted spurious emissions

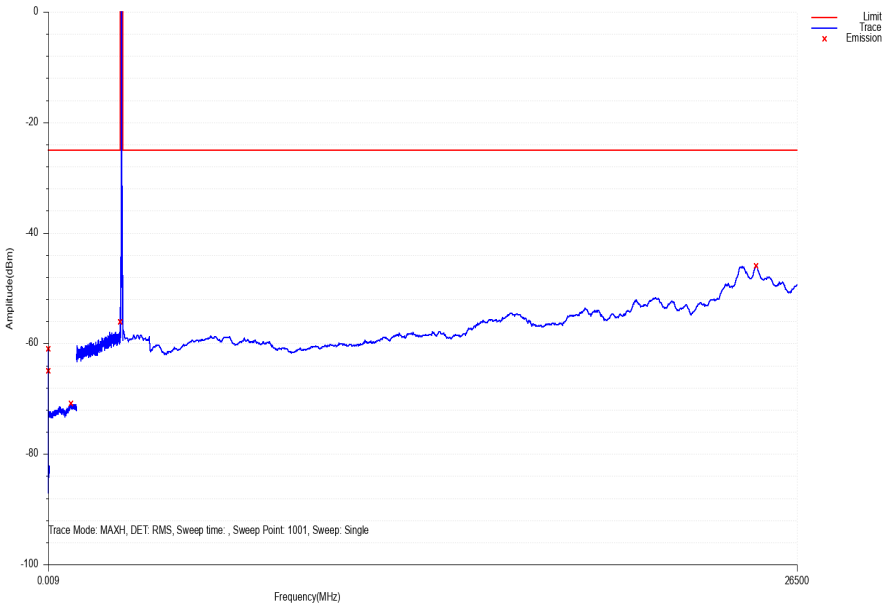

Band_38_QPSK_15M_CH38175_1_74

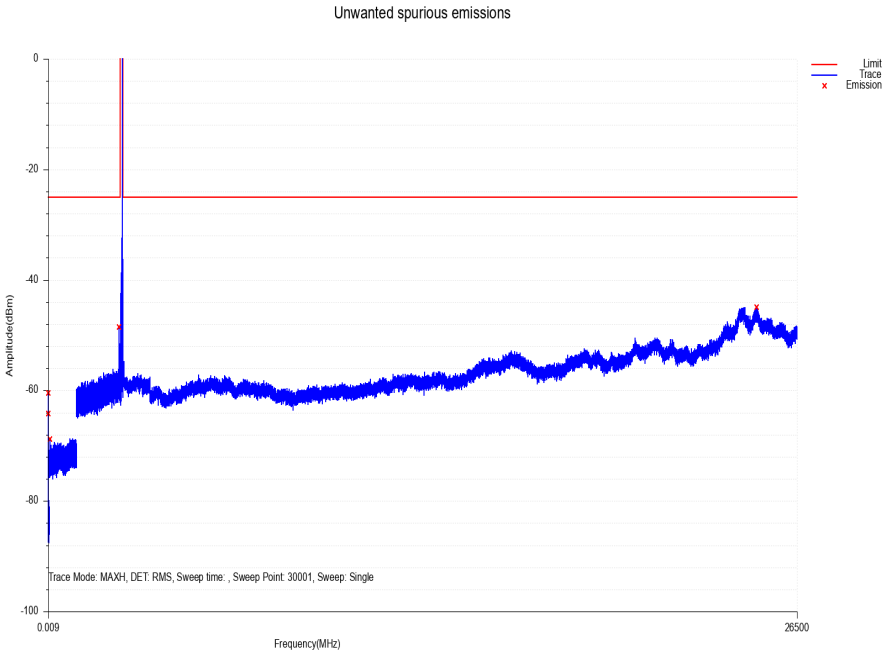

Band_38_16QAM_15M_CH38175_1_74

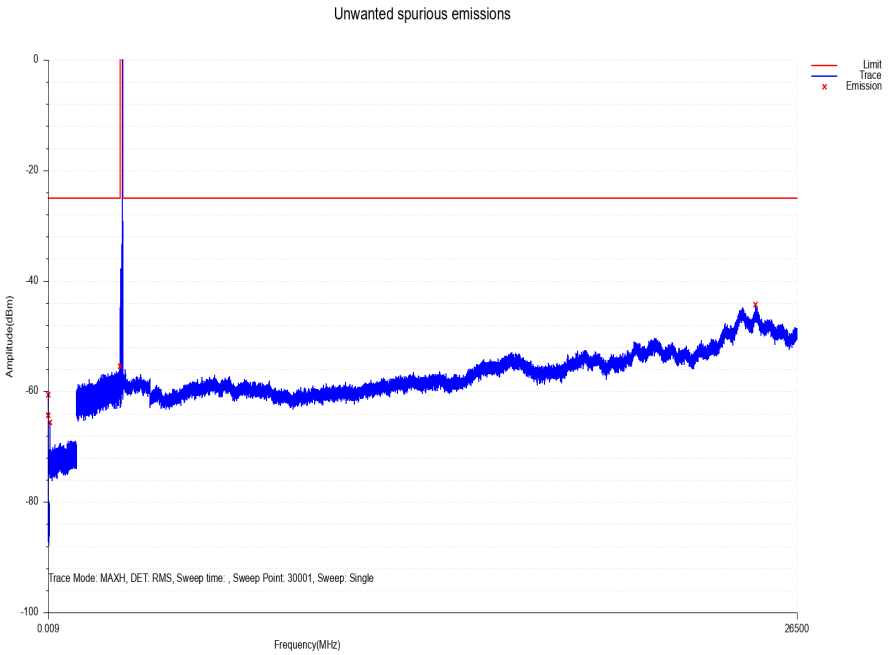

Band_38_QPSK_20M_CH37850_1_0

Unwanted spurious emissions

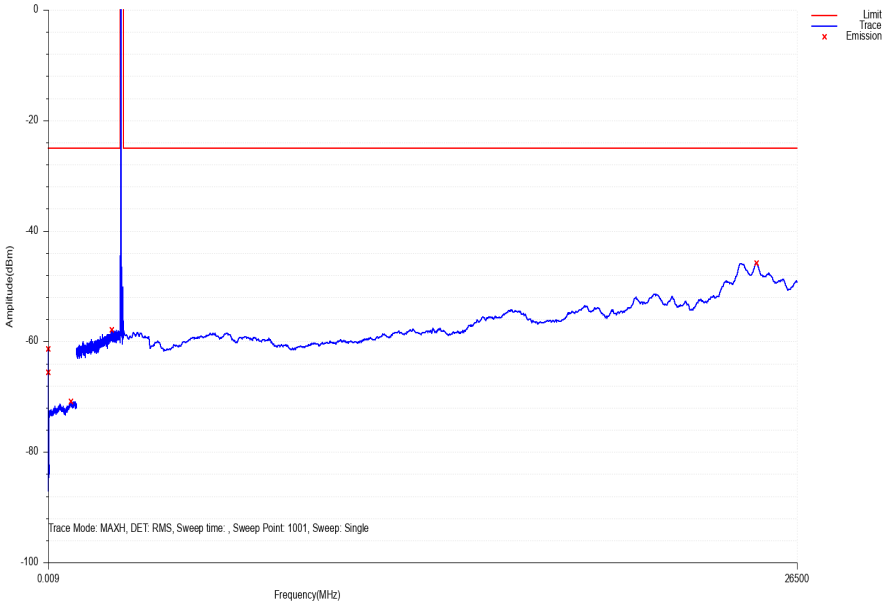

Band_38_16QAM_20M_CH37850_1_0

Unwanted spurious emissions

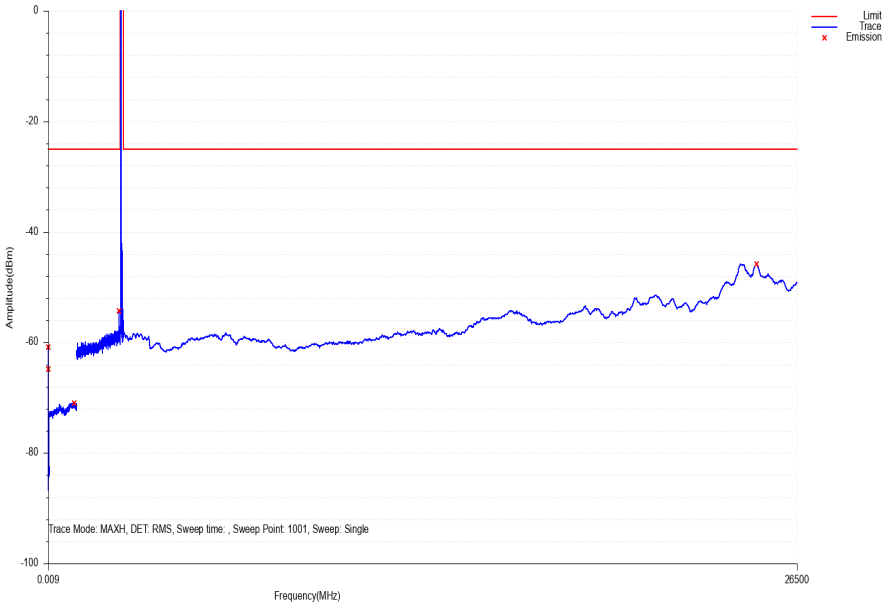

Band_38_QPSK_20M_CH38000_100_0

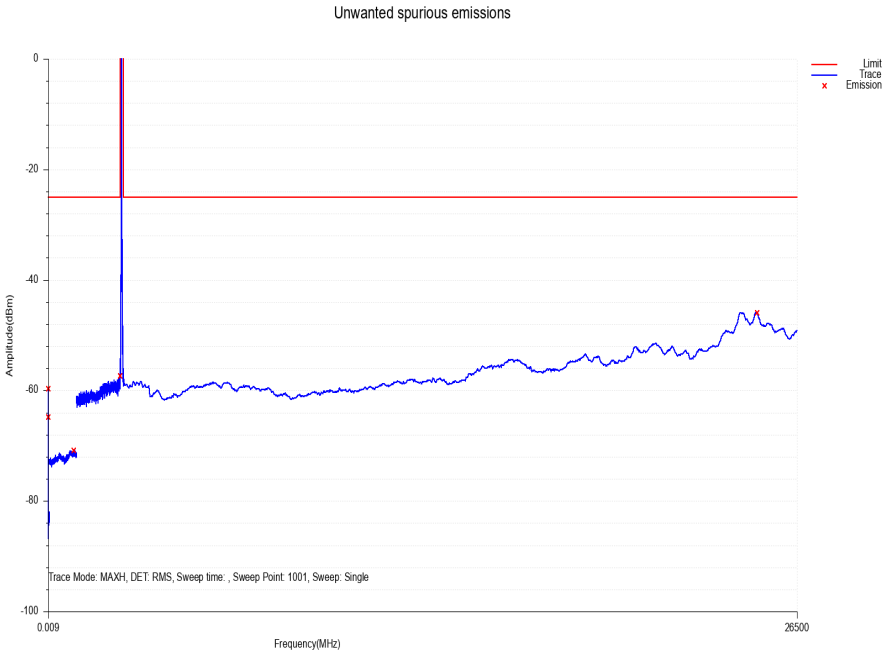

Band_38_16QAM_20M_CH38000_100_0

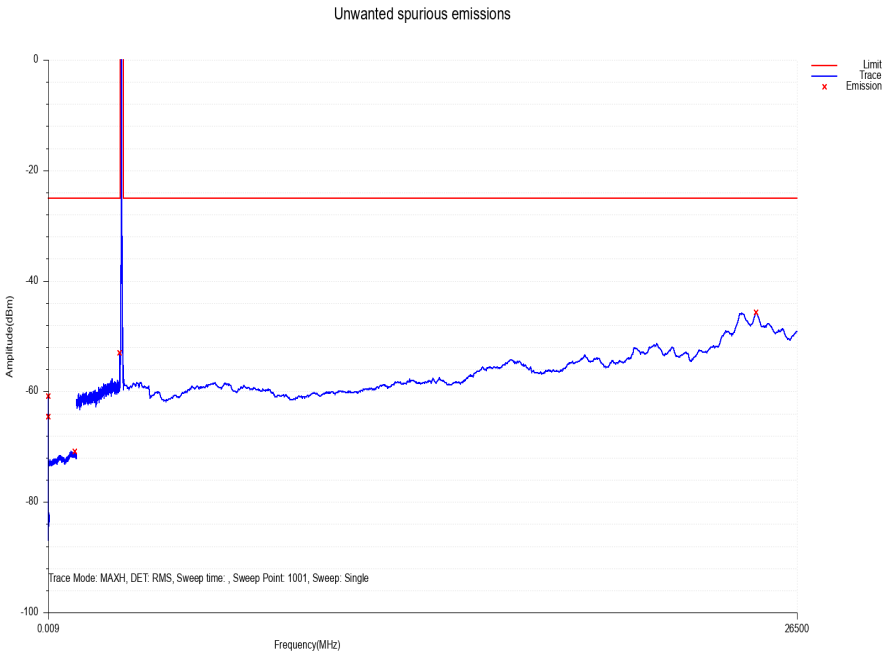

Band_38_QPSK_20M_CH38150_1_100

Unwanted spurious emissions

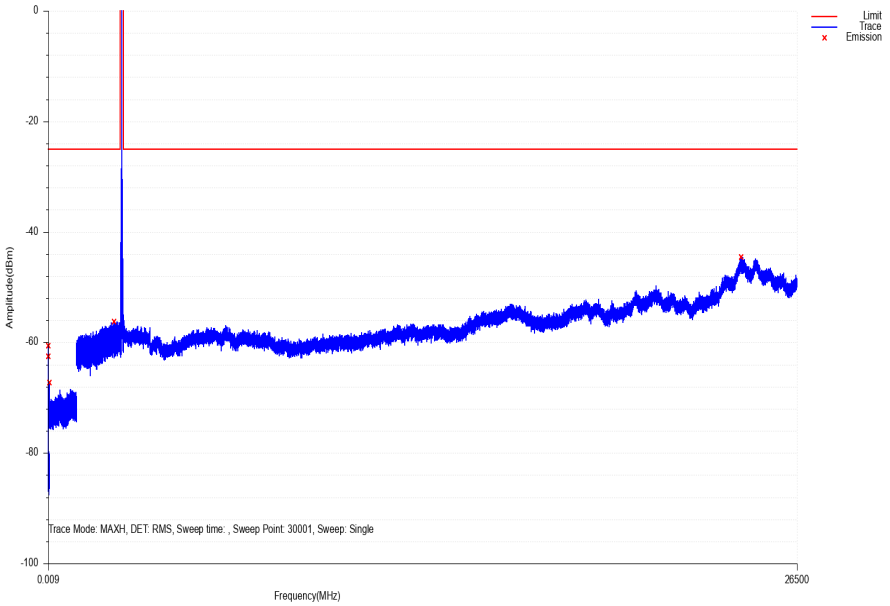

Band_38_16QAM_20M_CH38150_1_100

Unwanted spurious emissions

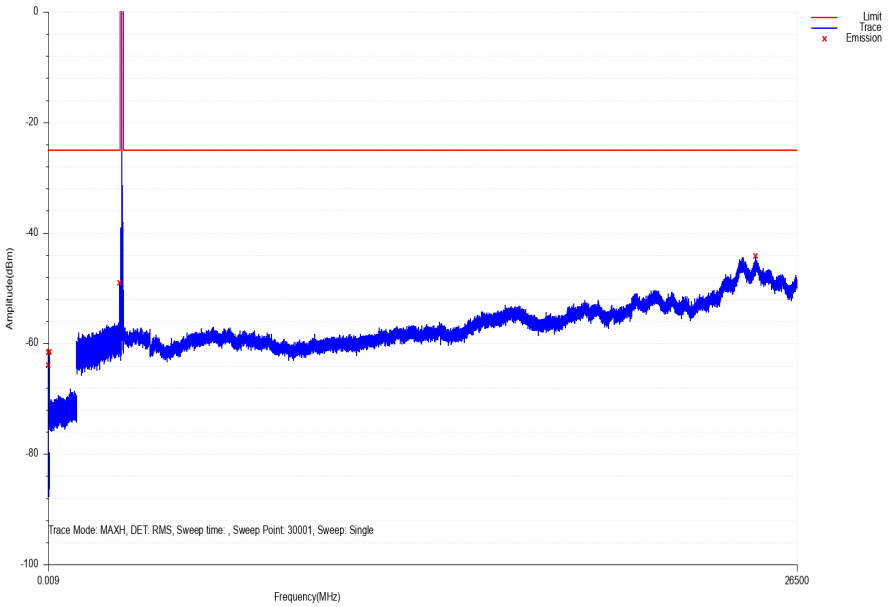

4.5 Band edge

Limit:	For mobile digital stations, the attenuation factor shall be not less than 40 + 10 log (P) dB on all frequenciesbetween the channel edge and 5 megahertz from the channel edge, 43 + 10 log (P) dB on all frequencies between 5 megahertz and X megahertz from the channel edge, and 55 + 10 log (P) dB on all frequencies more than X megahertz from the channel edge, where X is the greater of 6 megahertz or the actua emission bandwidth as defined in paragraph (m)(6) of this section. In addition, the attenuation factor shall not be less that 43 + 10 log (P) dB on all frequencies between 2490.5 MHz and 2496 MHz and 55 + 10 log (P) dB at or below 2490.5 MHz.
Test setup:	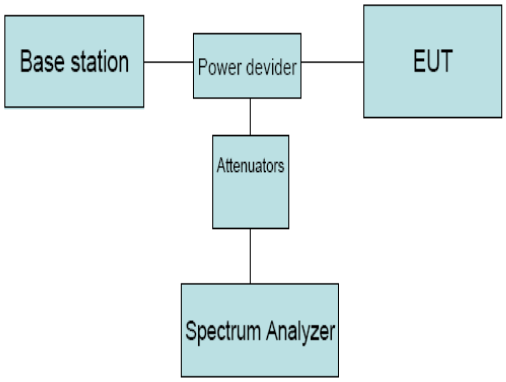
Test procedure:	1. The RF output of the transceiver was connected to a spectrum analyzer through appropriate attenuation. 2. The band edges of low and high channels for the highest RF powers were measured. Set RBW>= 1% EBW in the 1MHz band immediately outside and adjacent to the band edge. 3. Set spectrum analyzer with RMS detector 4. The RF fundamental frequency should be excluded against the limit line in the operating frequency band.
Test results:	Pass

Test results

Band	Modulation	BW (MHz)	Frequency (MHz)	RB_Size	RB_start	RBW (kHz)	Test Freq Range (MHz)	Spur Freq (MHz)	Spur Level (dBm)	Limit (dBm)	Result
Band 38	QPSK	5M	2572.5	1	0	1000	2545.0~2564.0	2559.321	-47.85	-25	Pass
Band 38	QPSK	5M	2572.5	1	0	1000	2564.0~2565.0	2564.731	-30.52	-13	Pass
Band 38	QPSK	5M	2572.5	1	0	1000	2565.0~2569.0	2568.736	-18.25	-10	Pass
Band 38	QPSK	5M	2572.5	1	0	50.0	2569.0~2570.0	2569.876	-23.80	-10	Pass
Band 38	QPSK	5M	2572.5	25	0	1000	2545.0~2564.0	2563.424	-39.14	-25	Pass
Band 38	QPSK	5M	2572.5	25	0	1000	2564.0~2565.0	2564.278	-31.49	-13	Pass
Band 38	QPSK	5M	2572.5	25	0	1000	2565.0~2569.0	2568.482	-20.64	-10	Pass
Band 38	QPSK	5M	2572.5	25	0	50.0	2569.0~2570.0	2569.951	-29.90	-10	Pass
Band 38	16QAM	5M	2572.5	1	0	1000	2545.0~2564.0	2562.678	-44.13	-25	Pass
Band 38	16QAM	5M	2572.5	1	0	1000	2564.0~2565.0	2564.834	-31.81	-13	Pass
Band 38	16QAM	5M	2572.5	1	0	1000	2565.0~2569.0	2568.518	-20.64	-10	Pass
Band 38	16QAM	5M	2572.5	1	0	50.0	2569.0~2570.0	2569.899	-22.38	-10	Pass
Band 38	16QAM	5M	2572.5	25	0	1000	2545.0~2564.0	2563.973	-42.88	-25	Pass
Band 38	16QAM	5M	2572.5	25	0	1000	2564.0~2565.0	2564.751	-33.23	-13	Pass
Band 38	16QAM	5M	2572.5	25	0	1000	2565.0~2569.0	2568.411	-21.19	-10	Pass
Band 38	16QAM	5M	2572.5	25	0	50.0	2569.0~2570.0	2569.907	-33.65	-10	Pass
Band 38	QPSK	5M	2617.5	1	24	50.0	2620.0~2621.0	2620.017	-23.64	-10	Pass
Band 38	QPSK	5M	2617.5	1	24	1000	2621.0~2625.0	2621.432	-26.72	-10	Pass
Band 38	QPSK	5M	2617.5	1	24	1000	2625.0~2626.0	2625.175	-33.30	-13	Pass
Band 38	QPSK	5M	2617.5	1	24	1000	2626.0~2630.0	2627.818	-46.41	-25	Pass
Band 38	QPSK	5M	2617.5	25	0	50.0	2620.0~2621.0	2620.694	-29.79	-10	Pass
Band 38	QPSK	5M	2617.5	25	0	1000	2621.0~2625.0	2621.054	-18.62	-10	Pass
Band 38	QPSK	5M	2617.5	25	0	1000	2625.0~2626.0	2625.133	-35.62	-13	Pass
Band 38	QPSK	5M	2617.5	25	0	1000	2626.0~2630.0	2626.122	-38.20	-25	Pass
Band 38	16QAM	5M	2617.5	1	24	50.0	2620.0~2621.0	2620.011	-23.46	-10	Pass
Band 38	16QAM	5M	2617.5	1	24	1000	2621.0~2625.0	2621.714	-24.92	-10	Pass
Band 38	16QAM	5M	2617.5	1	24	1000	2625.0~2626.0	2625.029	-31.49	-13	Pass
Band 38	16QAM	5M	2617.5	1	24	1000	2626.0~2630.0	2627.299	-46.57	-25	Pass
Band 38	16QAM	5M	2617.5	25	0	50.0	2620.0~2621.0	2620.220	-28.50	-10	Pass
Band 38	16QAM	5M	2617.5	25	0	1000	2621.0~2625.0	2621.170	-20.64	-10	Pass
Band 38	16QAM	5M	2617.5	25	0	1000	2625.0~2626.0	2625.324	-34.82	-13	Pass
Band 38	16QAM	5M	2617.5	25	0	1000	2626.0~2630.0	2626.086	-35.16	-25	Pass
Band 38	QPSK	10M	2575.0	1	0	1000	2545.0~2560.0	2559.520	-36.81	-25	Pass
Band 38	QPSK	10M	2575.0	1	0	1000	2560.0~2565.0	2564.845	-33.69	-13	Pass
Band 38	QPSK	10M	2575.0	1	0	1000	2565.0~2569.0	2568.856	-21.27	-10	Pass

Band 38	QPSK	10M	2575.0	1	0	100.0	2569.0~2570.0	2569.985	-24.35	-10	Pass
Band 38	QPSK	10M	2575.0	50	0	1000	2545.0~2560.0	2559.715	-37.62	-25	Pass
Band 38	QPSK	10M	2575.0	50	0	1000	2560.0~2565.0	2564.470	-28.63	-13	Pass
Band 38	QPSK	10M	2575.0	50	0	1000	2565.0~2569.0	2567.096	-22.54	-10	Pass
Band 38	QPSK	10M	2575.0	50	0	100.0	2569.0~2570.0	2569.265	-30.41	-10	Pass
Band 38	16QAM	10M	2575.0	1	0	1000	2545.0~2560.0	2552.155	-40.60	-25	Pass
Band 38	16QAM	10M	2575.0	1	0	1000	2560.0~2565.0	2561.935	-36.23	-13	Pass
Band 38	16QAM	10M	2575.0	1	0	1000	2565.0~2569.0	2568.900	-19.90	-10	Pass
Band 38	16QAM	10M	2575.0	1	0	100.0	2569.0~2570.0	2569.448	-25.90	-10	Pass
Band 38	16QAM	10M	2575.0	50	0	1000	2545.0~2560.0	2559.865	-41.70	-25	Pass
Band 38	16QAM	10M	2575.0	50	0	1000	2560.0~2565.0	2563.490	-31.36	-13	Pass
Band 38	16QAM	10M	2575.0	50	0	1000	2565.0~2569.0	2568.564	-27.11	-10	Pass
Band 38	16QAM	10M	2575.0	50	0	100.0	2569.0~2570.0	2569.998	-33.89	-10	Pass
Band 38	QPSK	10M	2615.0	1	49	100.0	2620.0~2621.0	2620.132	-23.48	-10	Pass
Band 38	QPSK	10M	2615.0	1	49	1000	2621.0~2625.0	2622.390	-27.76	-10	Pass
Band 38	QPSK	10M	2615.0	1	49	1000	2625.0~2630.0	2626.126	-32.60	-13	Pass
Band 38	QPSK	10M	2615.0	1	49	1000	2630.0~2640.0	2632.409	-37.65	-25	Pass
Band 38	QPSK	10M	2615.0	50	0	100.0	2620.0~2621.0	2620.374	-28.63	-10	Pass
Band 38	QPSK	10M	2615.0	50	0	1000	2621.0~2625.0	2621.971	-19.21	-10	Pass
Band 38	QPSK	10M	2615.0	50	0	1000	2625.0~2630.0	2625.474	-26.35	-13	Pass
Band 38	QPSK	10M	2615.0	50	0	1000	2630.0~2640.0	2633.674	-39.90	-25	Pass
Band 38	16QAM	10M	2615.0	1	49	100.0	2620.0~2621.0	2620.053	-22.56	-10	Pass
Band 38	16QAM	10M	2615.0	1	49	1000	2621.0~2625.0	2622.811	-25.47	-10	Pass
Band 38	16QAM	10M	2615.0	1	49	1000	2625.0~2630.0	2625.010	-32.21	-13	Pass
Band 38	16QAM	10M	2615.0	1	49	1000	2630.0~2640.0	2634.542	-38.32	-25	Pass
Band 38	16QAM	10M	2615.0	50	0	100.0	2620.0~2621.0	2620.200	-29.86	-10	Pass
Band 38	16QAM	10M	2615.0	50	0	1000	2621.0~2625.0	2622.132	-21.58	-10	Pass
Band 38	16QAM	10M	2615.0	50	0	1000	2625.0~2630.0	2625.297	-28.95	-13	Pass
Band 38	16QAM	10M	2615.0	50	0	1000	2630.0~2640.0	2632.981	-40.55	-25	Pass
Band 38	QPSK	15M	2577.5	1	0	1000	2545.0~2555.0	2550.310	-42.93	-25	Pass
Band 38	QPSK	15M	2577.5	1	0	1000	2555.0~2565.0	2564.190	-37.96	-13	Pass
Band 38	QPSK	15M	2577.5	1	0	1000	2565.0~2569.0	2568.920	-22.31	-10	Pass
Band 38	QPSK	15M	2577.5	1	0	150.0	2569.0~2570.0	2569.944	-23.42	-10	Pass
Band 38	QPSK	15M	2577.5	75	0	1000	2545.0~2555.0	2554.390	-41.54	-25	Pass
Band 38	QPSK	15M	2577.5	75	0	1000	2555.0~2565.0	2564.330	-27.53	-13	Pass
Band 38	QPSK	15M	2577.5	75	0	1000	2565.0~2569.0	2567.556	-23.36	-10	Pass
Band 38	QPSK	15M	2577.5	75	0	150.0	2569.0~2570.0	2569.367	-31.27	-10	Pass
Band 38	16QAM	15M	2577.5	1	0	1000	2545.0~2555.0	2551.050	-39.79	-25	Pass

Band 38	16QAM	15M	2577.5	1	0	1000	2555.0~2565.0	2564.300	-33.27	-13	Pass
Band 38	16QAM	15M	2577.5	1	0	1000	2565.0~2569.0	2568.680	-24.04	-10	Pass
Band 38	16QAM	15M	2577.5	1	0	150.0	2569.0~2570.0	2569.979	-20.20	-10	Pass
Band 38	16QAM	15M	2577.5	75	0	1000	2545.0~2555.0	2549.670	-43.43	-25	Pass
Band 38	16QAM	15M	2577.5	75	0	1000	2555.0~2565.0	2564.540	-27.05	-13	Pass
Band 38	16QAM	15M	2577.5	75	0	1000	2565.0~2569.0	2567.948	-25.52	-10	Pass
Band 38	16QAM	15M	2577.5	75	0	150.0	2569.0~2570.0	2569.602	-30.81	-10	Pass
Band 38	QPSK	15M	2612.5	1	74	150.0	2620.0~2621.0	2620.221	-22.30	-10	Pass
Band 38	QPSK	15M	2612.5	1	74	1000	2621.0~2625.0	2621.194	-21.53	-10	Pass
Band 38	QPSK	15M	2612.5	1	74	1000	2625.0~2635.0	2627.637	-36.84	-13	Pass
Band 38	QPSK	15M	2612.5	1	74	1000	2635.0~2650.0	2643.399	-42.86	-25	Pass
Band 38	QPSK	15M	2612.5	75	0	150.0	2620.0~2621.0	2620.092	-26.66	-10	Pass
Band 38	QPSK	15M	2612.5	75	0	1000	2621.0~2625.0	2622.975	-19.09	-10	Pass
Band 38	QPSK	15M	2612.5	75	0	1000	2625.0~2635.0	2626.035	-21.18	-13	Pass
Band 38	QPSK	15M	2612.5	75	0	1000	2635.0~2650.0	2635.660	-38.48	-25	Pass
Band 38	16QAM	15M	2612.5	1	74	150.0	2620.0~2621.0	2620.042	-21.93	-10	Pass
Band 38	16QAM	15M	2612.5	1	74	1000	2621.0~2625.0	2622.319	-24.26	-10	Pass
Band 38	16QAM	15M	2612.5	1	74	1000	2625.0~2635.0	2627.869	-32.47	-13	Pass
Band 38	16QAM	15M	2612.5	1	74	1000	2635.0~2650.0	2638.657	-40.79	-25	Pass
Band 38	16QAM	15M	2612.5	75	0	150.0	2620.0~2621.0	2620.046	-28.05	-10	Pass
Band 38	16QAM	15M	2612.5	75	0	1000	2621.0~2625.0	2621.012	-22.82	-10	Pass
Band 38	16QAM	15M	2612.5	75	0	1000	2625.0~2635.0	2626.692	-26.80	-13	Pass
Band 38	16QAM	15M	2612.5	75	0	1000	2635.0~2650.0	2635.214	-39.90	-25	Pass
Band 38	QPSK	20M	2580.0	100	0	1000	2545.0~2550.0	2549.525	-42.93	-25	Pass
Band 38	QPSK	20M	2580.0	100	0	1000	2550.0~2565.0	2564.295	-30.45	-13	Pass
Band 38	QPSK	20M	2580.0	100	0	1000	2565.0~2569.0	2568.932	-23.78	-10	Pass
Band 38	QPSK	20M	2580.0	100	0	200.0	2569.0~2570.0	2569.972	-30.12	-10	Pass
Band 38	QPSK	20M	2580.0	1	0	1000	2545.0~2550.0	2546.365	-50.51	-25	Pass
Band 38	QPSK	20M	2580.0	1	0	1000	2550.0~2565.0	2560.275	-39.80	-13	Pass
Band 38	QPSK	20M	2580.0	1	0	1000	2565.0~2569.0	2566.392	-29.66	-10	Pass
Band 38	QPSK	20M	2580.0	1	0	200.0	2569.0~2570.0	2569.379	-28.14	-10	Pass
Band 38	16QAM	20M	2580.0	100	0	1000	2545.0~2550.0	2549.470	-45.87	-25	Pass
Band 38	16QAM	20M	2580.0	100	0	1000	2550.0~2565.0	2564.925	-28.67	-13	Pass
Band 38	16QAM	20M	2580.0	100	0	1000	2565.0~2569.0	2568.252	-26.74	-10	Pass
Band 38	16QAM	20M	2580.0	100	0	200.0	2569.0~2570.0	2569.101	-33.28	-10	Pass
Band 38	16QAM	20M	2580.0	1	0	1000	2545.0~2550.0	2546.440	-44.14	-25	Pass
Band 38	16QAM	20M	2580.0	1	0	1000	2550.0~2565.0	2564.430	-43.44	-13	Pass
Band 38	16QAM	20M	2580.0	1	0	1000	2565.0~2569.0	2567.860	-26.73	-10	Pass

Band 38	16QAM	20M	2580.0	1	0	200.0	2569.0~2570.0	2569.740	-22.65	-10	Pass
Band 38	QPSK	20M	2610.0	100	0	200.0	2620.0~2621.0	2620.869	-28.90	-10	Pass
Band 38	QPSK	20M	2610.0	100	0	1000	2621.0~2625.0	2621.277	-21.99	-10	Pass
Band 38	QPSK	20M	2610.0	100	0	1000	2625.0~2640.0	2627.133	-25.60	-13	Pass
Band 38	QPSK	20M	2610.0	100	0	1000	2640.0~2660.0	2644.328	-41.63	-25	Pass
Band 38	QPSK	20M	2610.0	1	100	200.0	2620.0~2621.0	2620.901	-46.72	-10	Pass
Band 38	QPSK	20M	2610.0	1	100	1000	2621.0~2625.0	2622.070	-43.14	-10	Pass
Band 38	QPSK	20M	2610.0	1	100	1000	2625.0~2640.0	2627.748	-47.03	-13	Pass
Band 38	QPSK	20M	2610.0	1	100	1000	2640.0~2660.0	2654.915	-50.02	-25	Pass
Band 38	16QAM	20M	2610.0	100	0	200.0	2620.0~2621.0	2620.821	-30.21	-10	Pass
Band 38	16QAM	20M	2610.0	100	0	1000	2621.0~2625.0	2621.580	-25.02	-10	Pass
Band 38	16QAM	20M	2610.0	100	0	1000	2625.0~2640.0	2625.863	-28.29	-13	Pass
Band 38	16QAM	20M	2610.0	100	0	1000	2640.0~2660.0	2642.896	-41.80	-25	Pass
Band 38	16QAM	20M	2610.0	1	100	200.0	2620.0~2621.0	2620.097	-46.28	-10	Pass
Band 38	16QAM	20M	2610.0	1	100	1000	2621.0~2625.0	2621.598	-42.24	-10	Pass
Band 38	16QAM	20M	2610.0	1	100	1000	2625.0~2640.0	2627.515	-44.92	-13	Pass
Band 38	16QAM	20M	2610.0	1	100	1000	2640.0~2660.0	2642.882	-49.57	-25	Pass

Note: all modes of RB configurations have been tested, and only worst configuration data listed.

Test plots:

LOW_EDGE_Band_38_QPSK_5M_CH37775_1_0

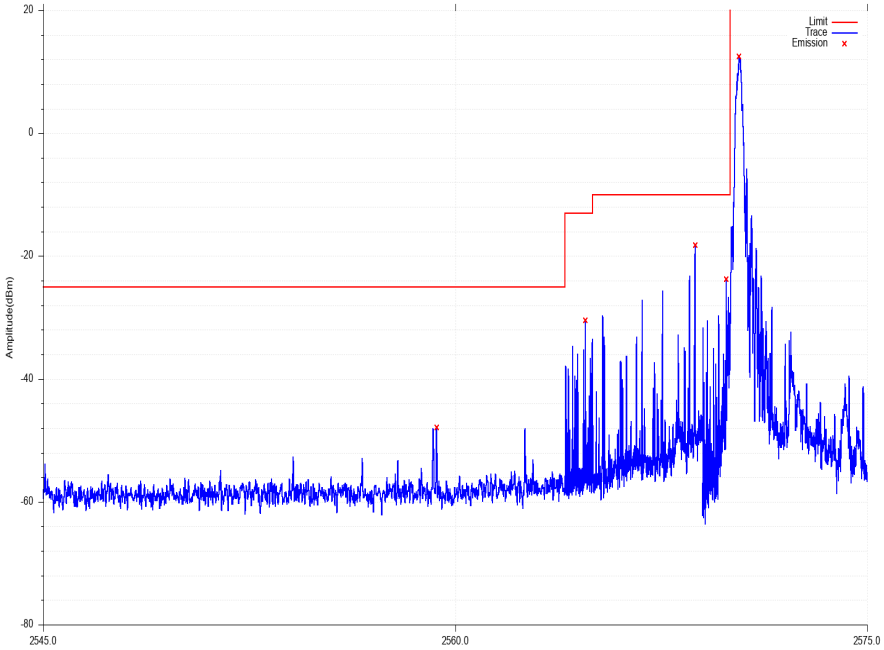

LOW_EDGE_Band_38_QPSK_5M_CH37775_25_0

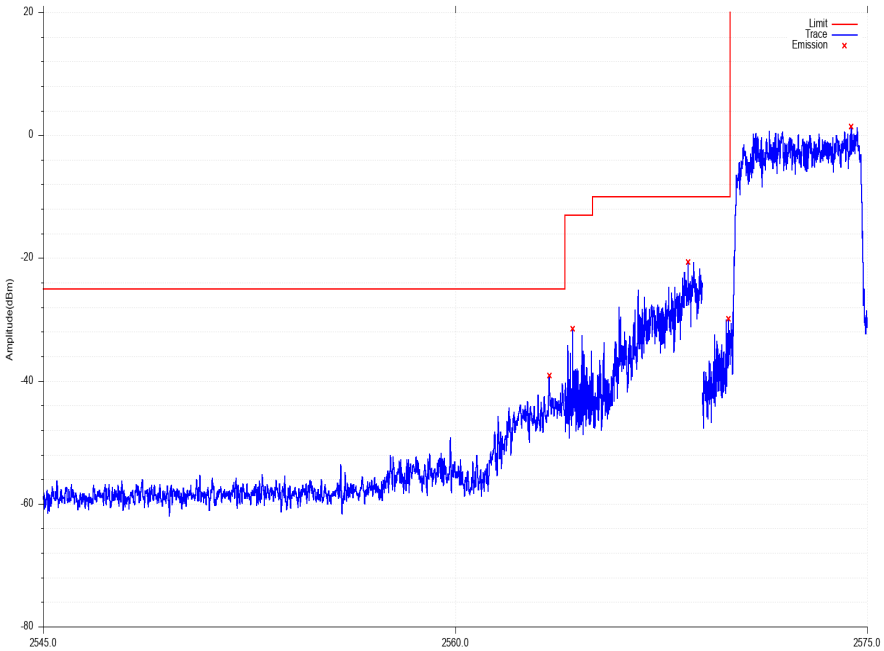

LOW_EDGE_Band_38_16QAM_5M_CH37775_1_0

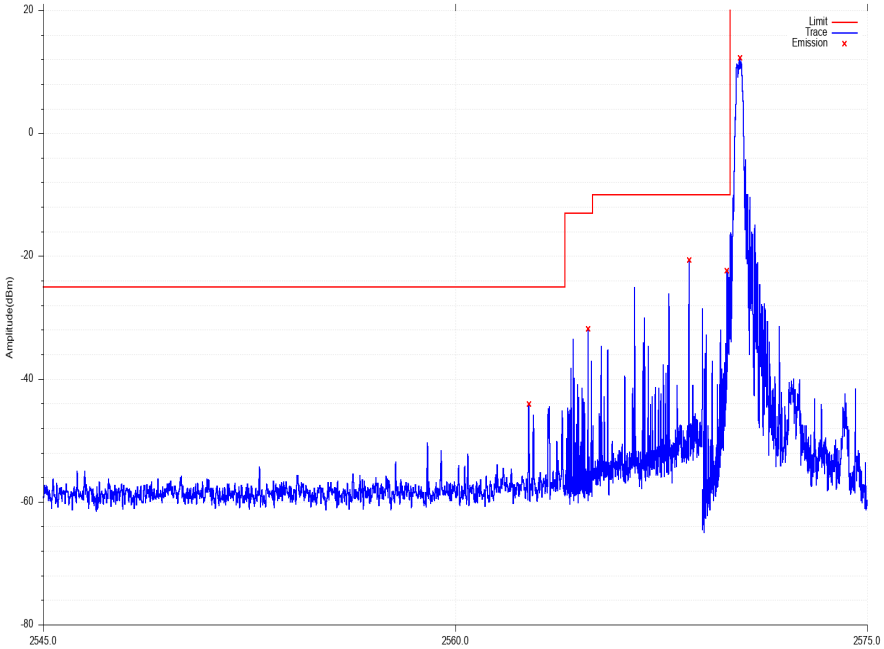

LOW_EDGE_Band_38_16QAM_5M_CH37775_25_0

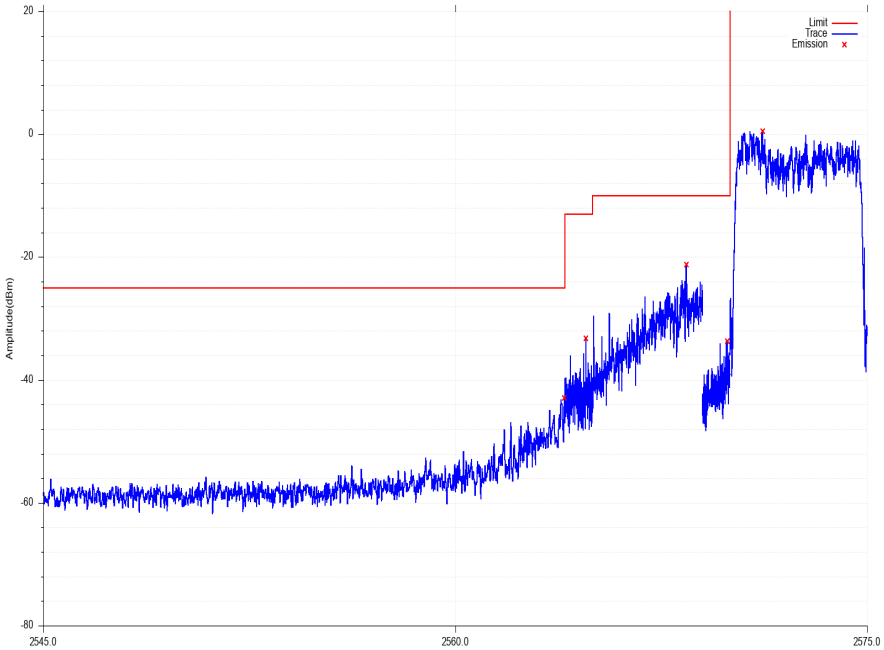

UP_EDGE_Band_38_QPSK_5M_CH38225_1_24

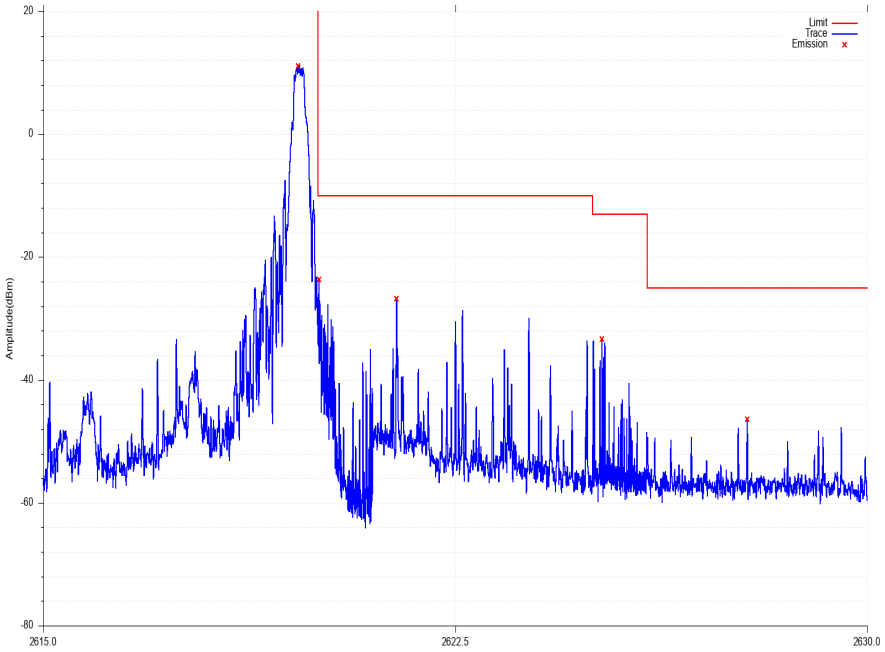

UP_EDGE_Band_38_QPSK_5M_CH38225_25_0

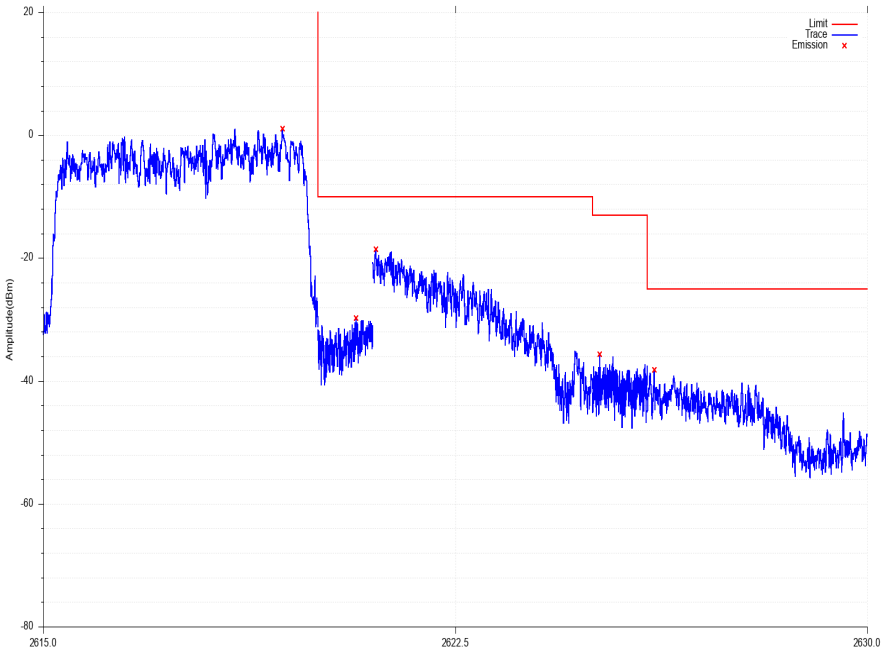

UP_EDGE_Band_38_16QAM_5M_CH38225_1_24

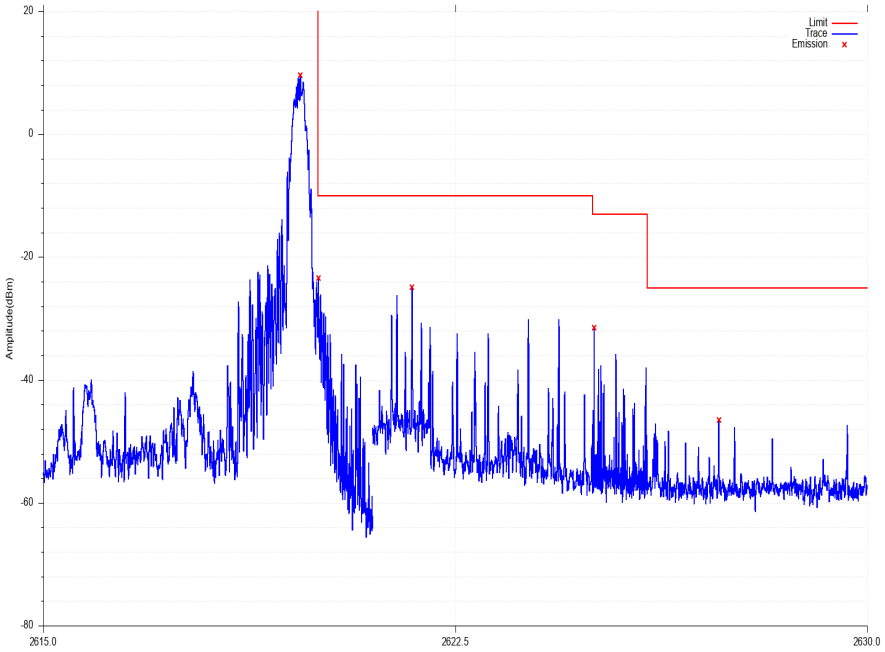

UP_EDGE_Band_38_16QAM_5M_CH38225_25_0

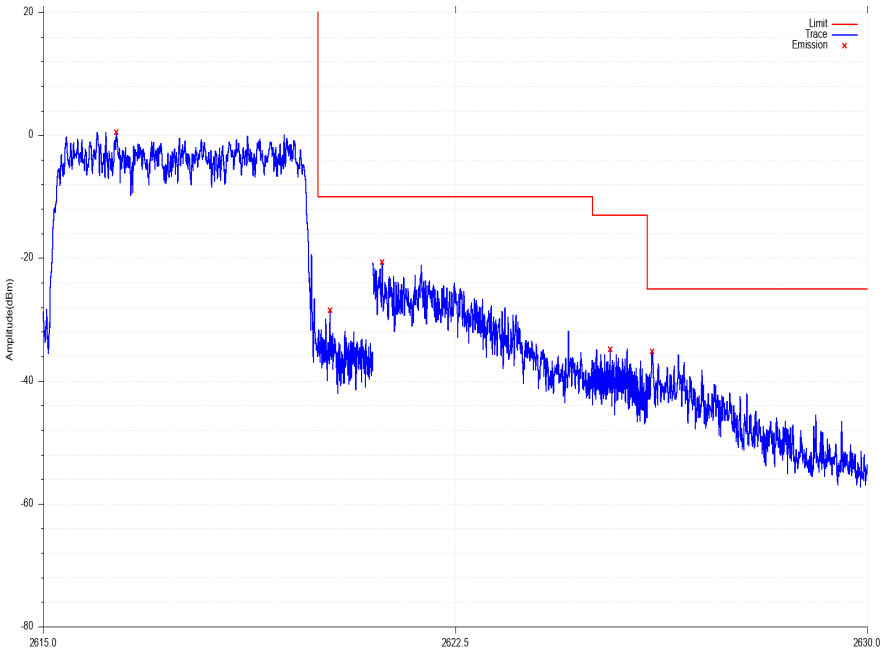

LOW_EDGE_Band_38_QPSK_10M_CH37800_1_0

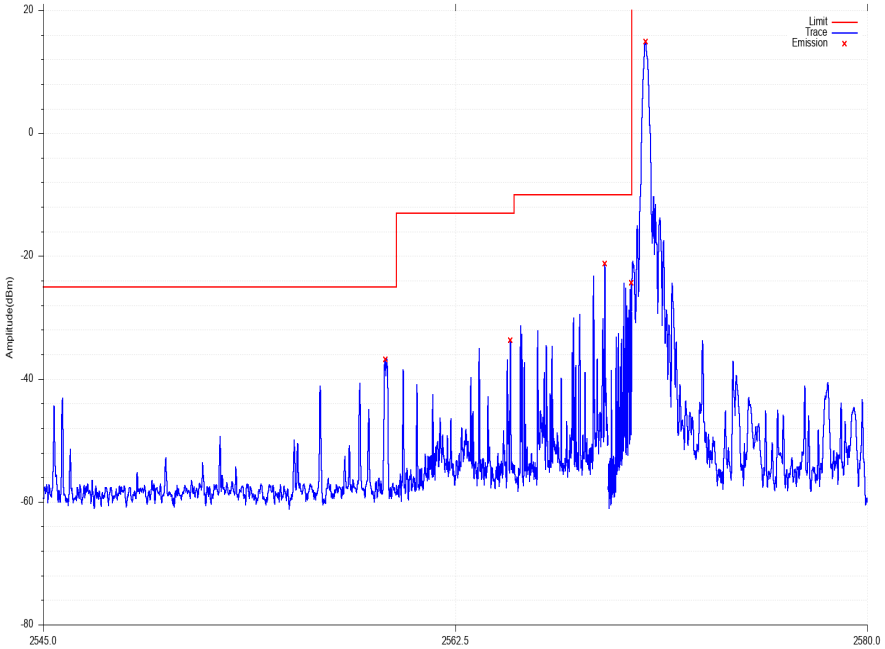

LOW_EDGE_Band_38_QPSK_10M_CH37800_50_0

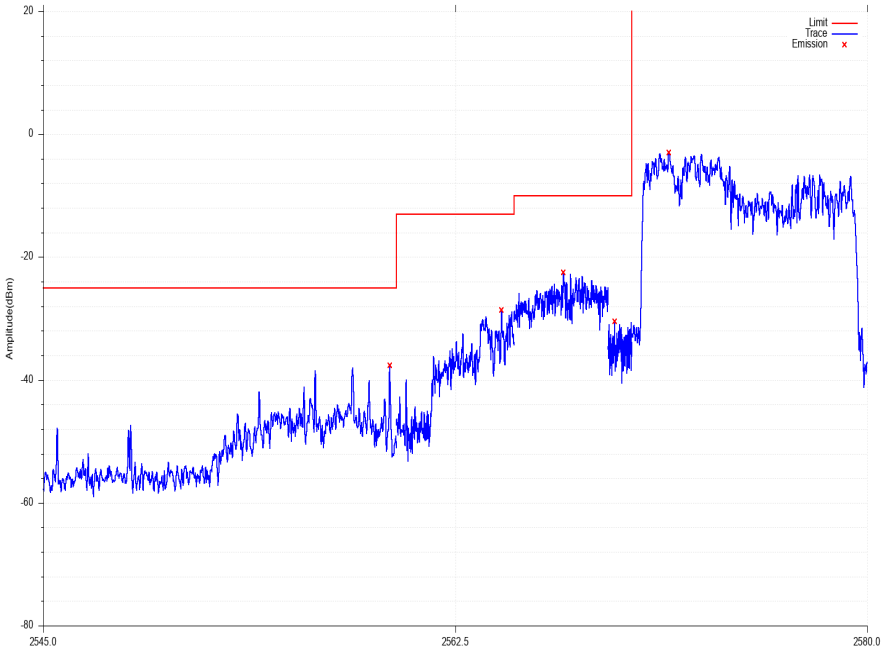

LOW_EDGE_Band_38_16QAM_10M_CH37800_1_0

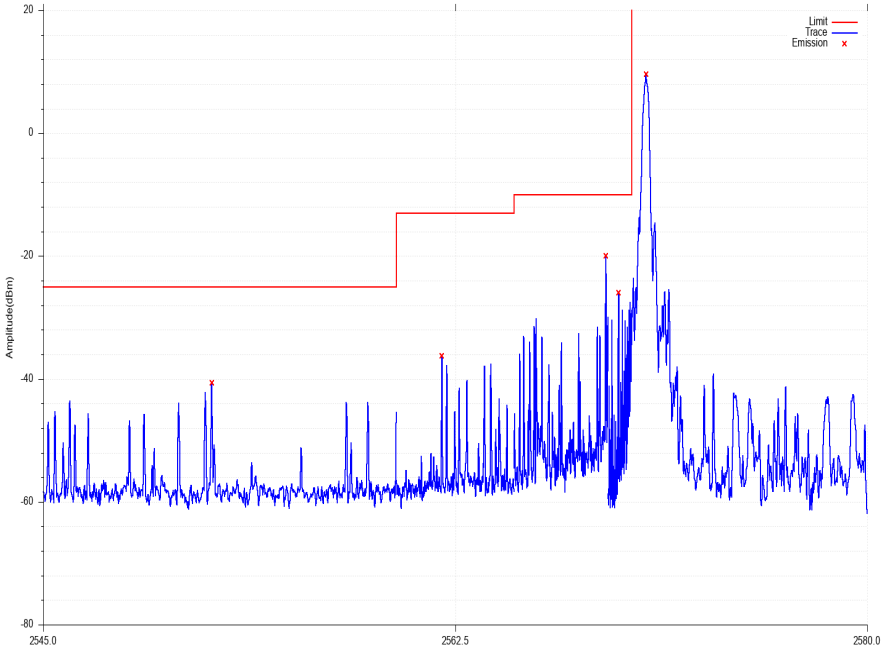

LOW_EDGE_Band_38_16QAM_10M_CH37800_50_0

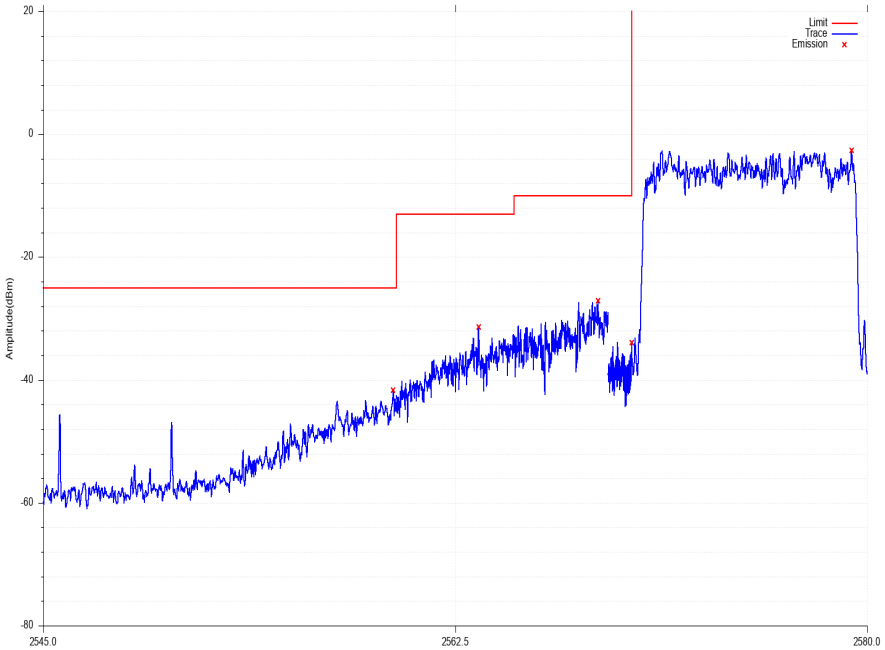

UP_EDGE_Band_38_QPSK_10M_CH38200_1_49

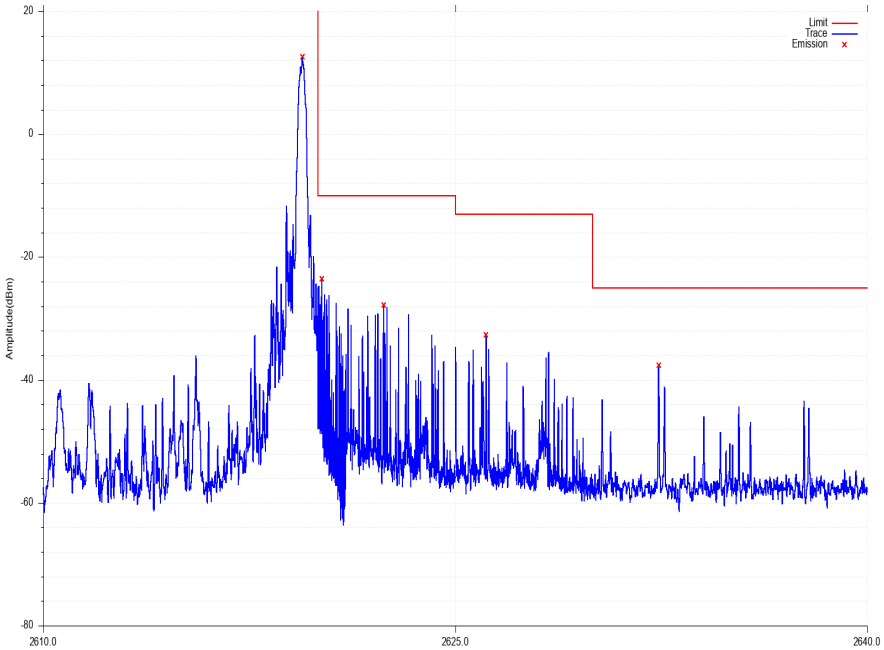

UP_EDGE_Band_38_QPSK_10M_CH38200_50_0

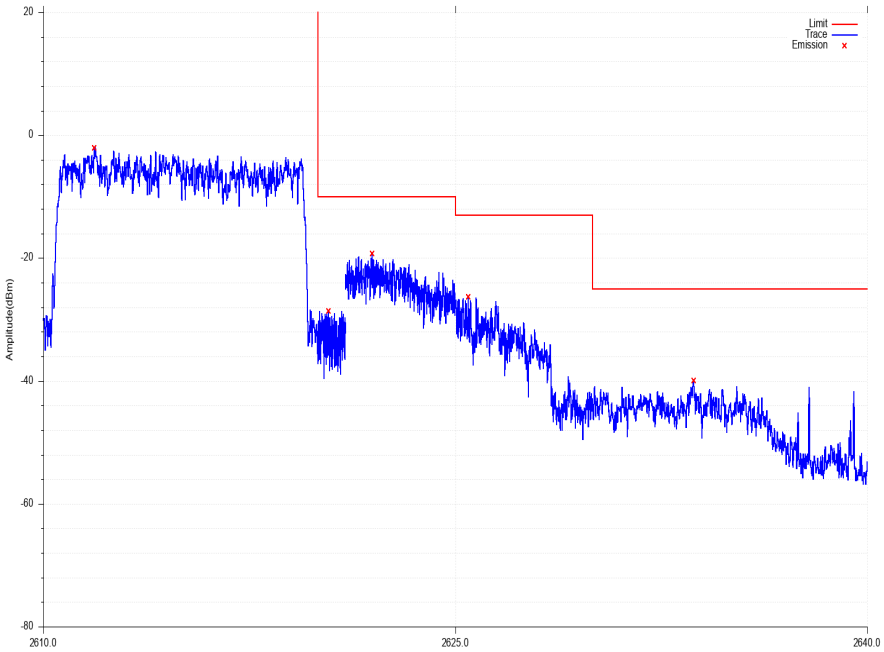

UP_EDGE_Band_38_16QAM_10M_CH38200_1_49

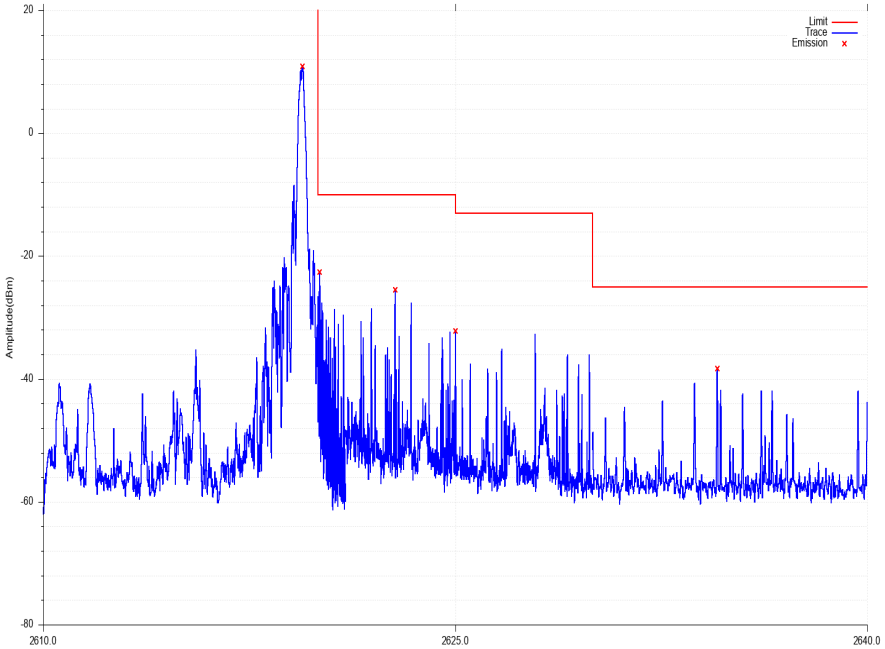

UP_EDGE_Band_38_16QAM_10M_CH38200_50_0

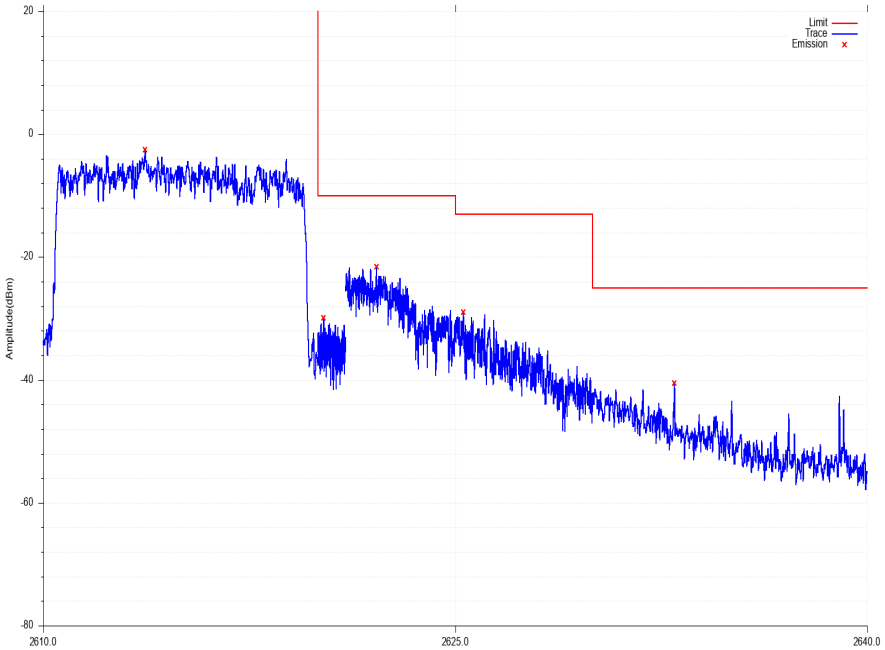

LOW_EDGE_Band_38_QPSK_15M_CH37825_1_0

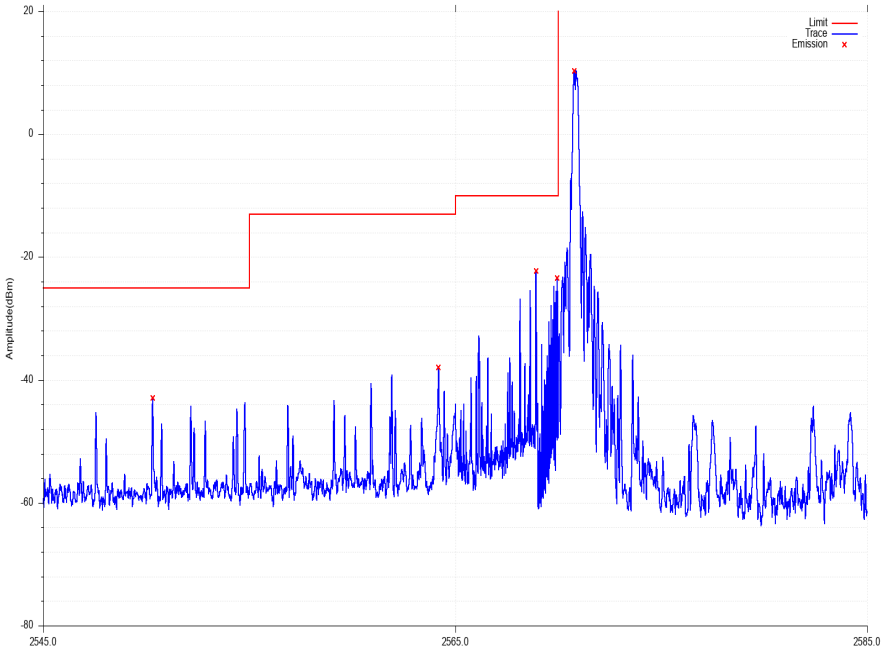

LOW_EDGE_Band_38_QPSK_15M_CH37825_75_0

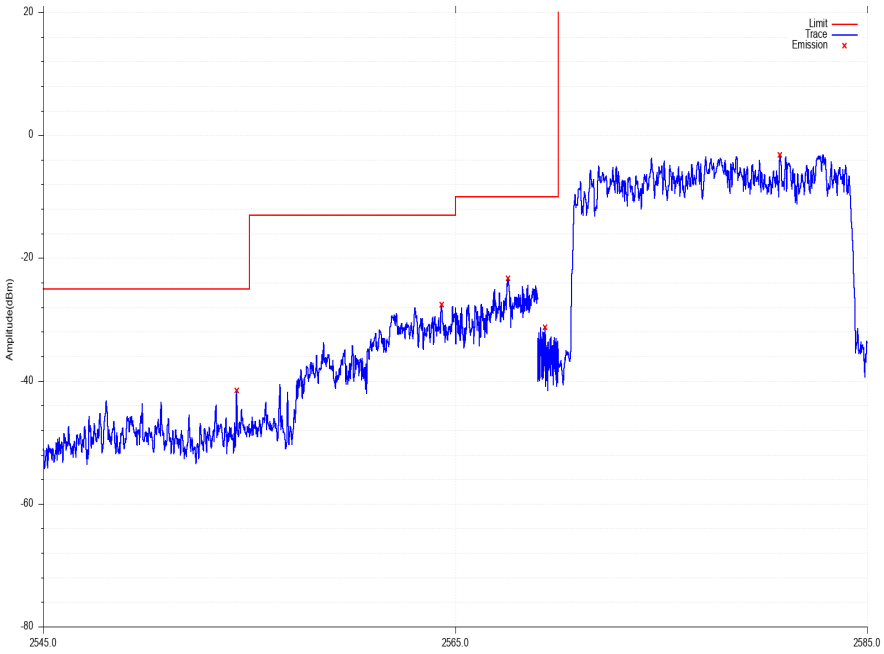

LOW_EDGE_Band_38_16QAM_15M_CH37825_1_0

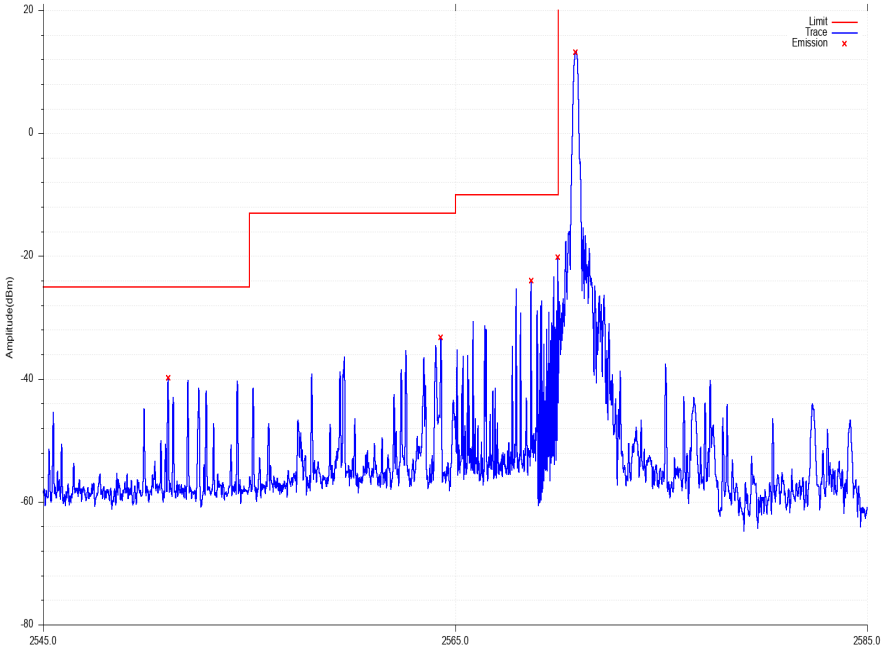

LOW_EDGE_Band_38_16QAM_15M_CH37825_75_0

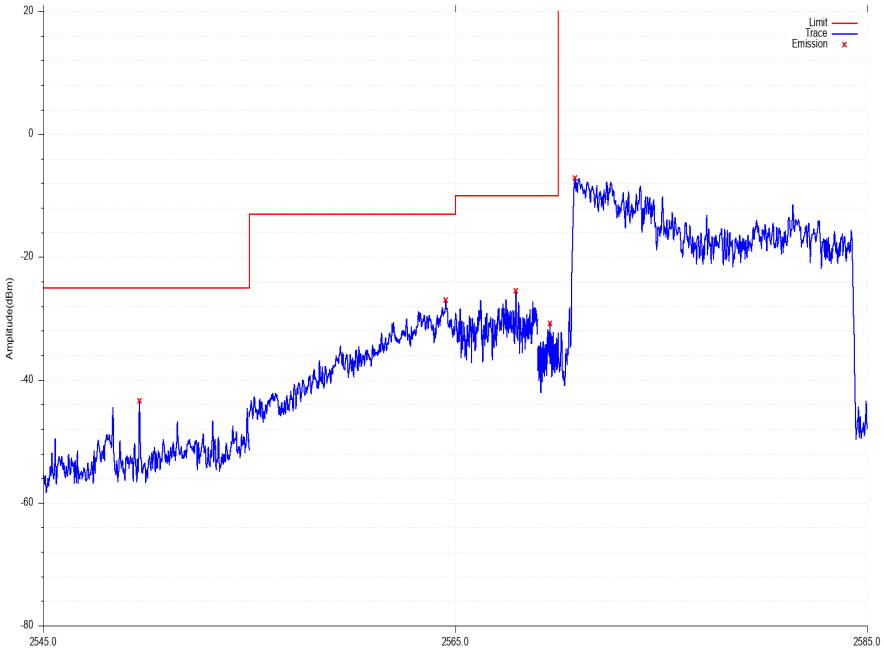

UP_EDGE_Band_38_QPSK_15M_CH38175_1_74

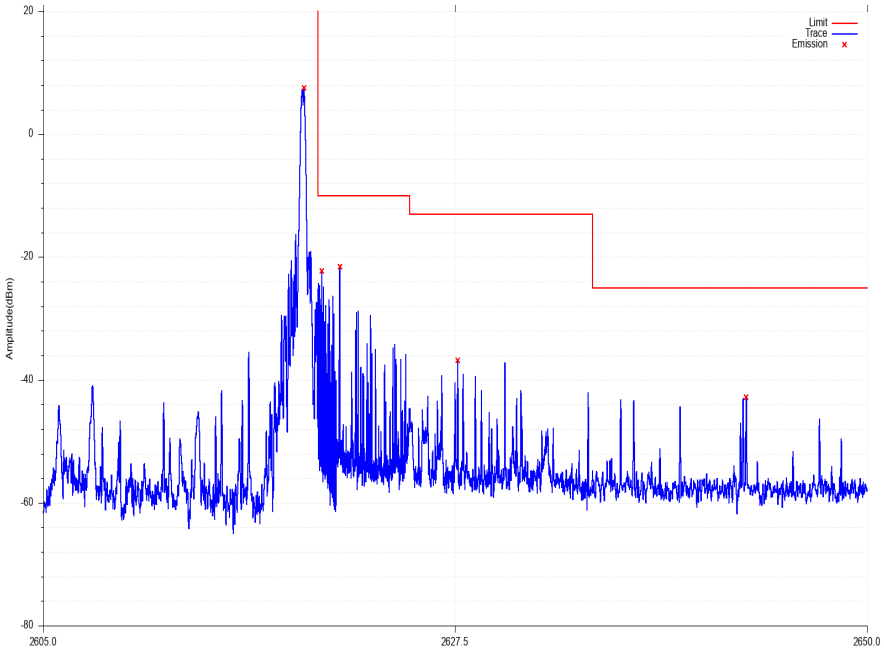

UP_EDGE_Band_38_QPSK_15M_CH38175_75_0

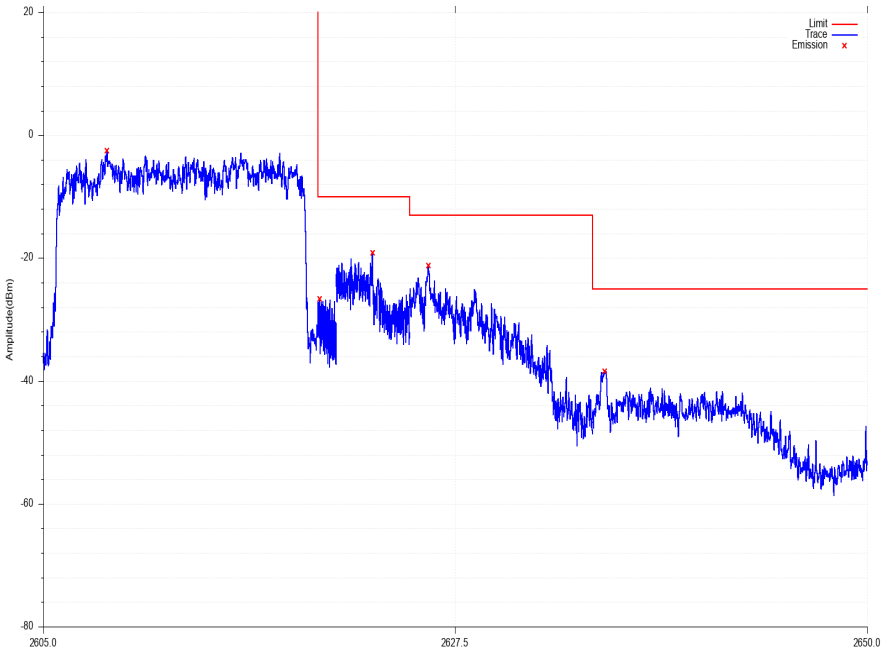

UP_EDGE_Band_38_16QAM_15M_CH38175_1_74

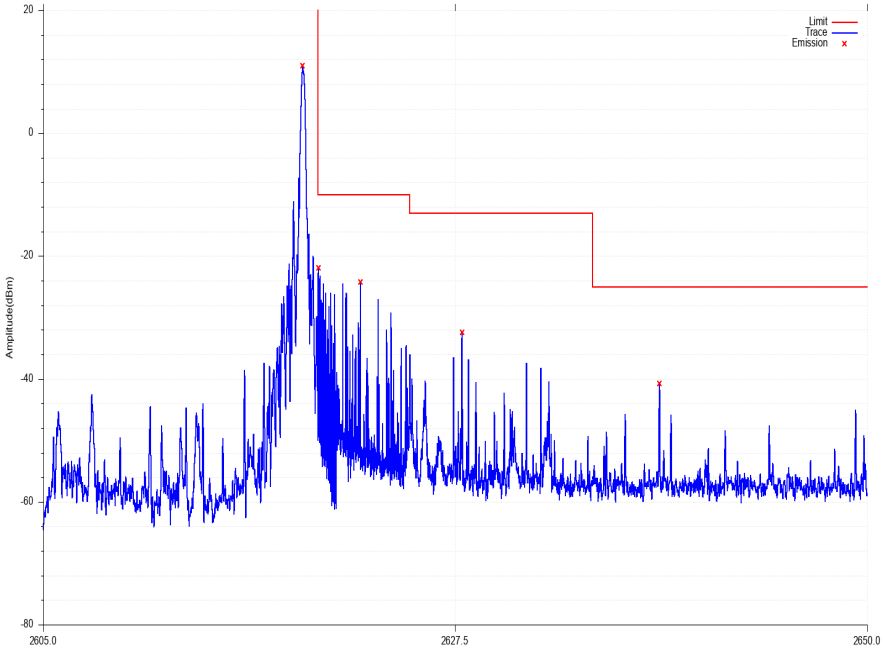

UP_EDGE_Band_38_16QAM_15M_CH38175_75_0

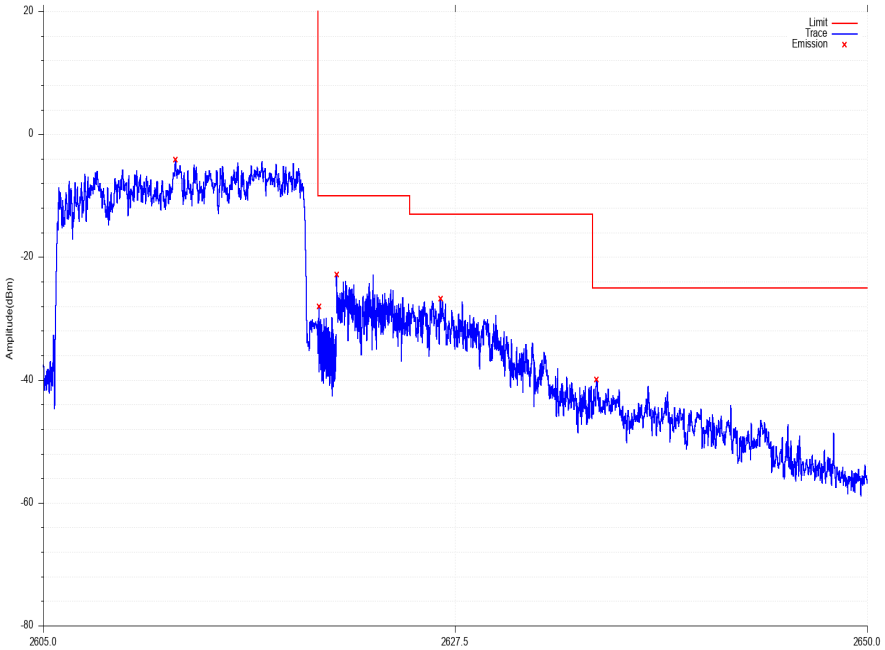

LOW_EDGE_Band_38_QPSK_20M_CH37850_100_0

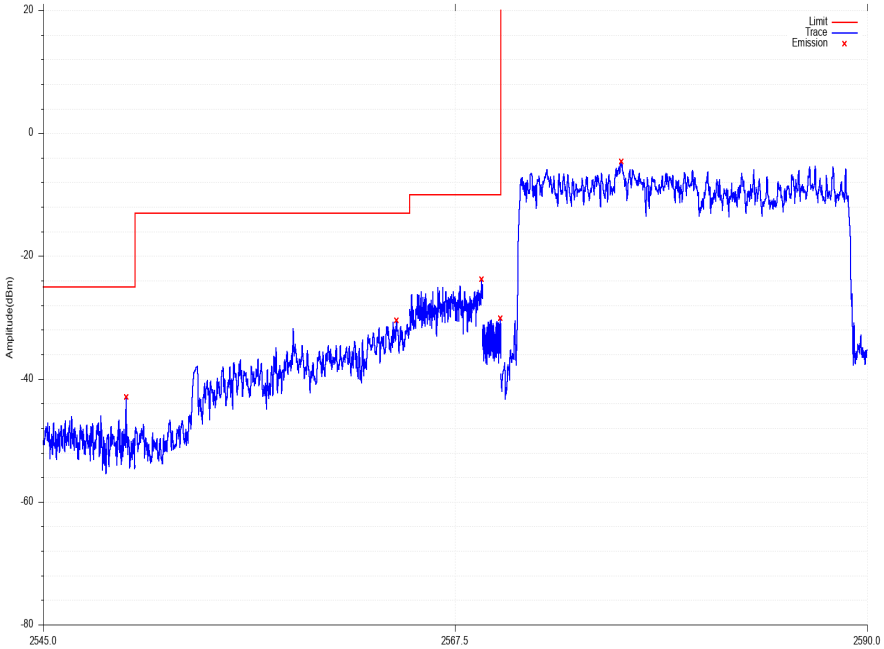

LOW_EDGE_Band_38_QPSK_20M_CH37850_1_0

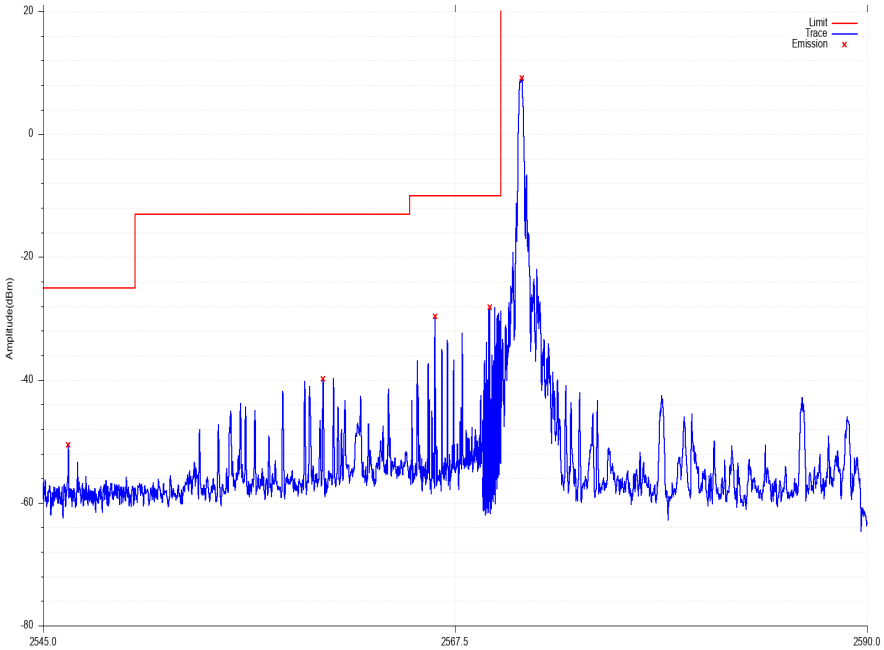

LOW_EDGE_Band_38_16QAM_20M_CH37850_100_0

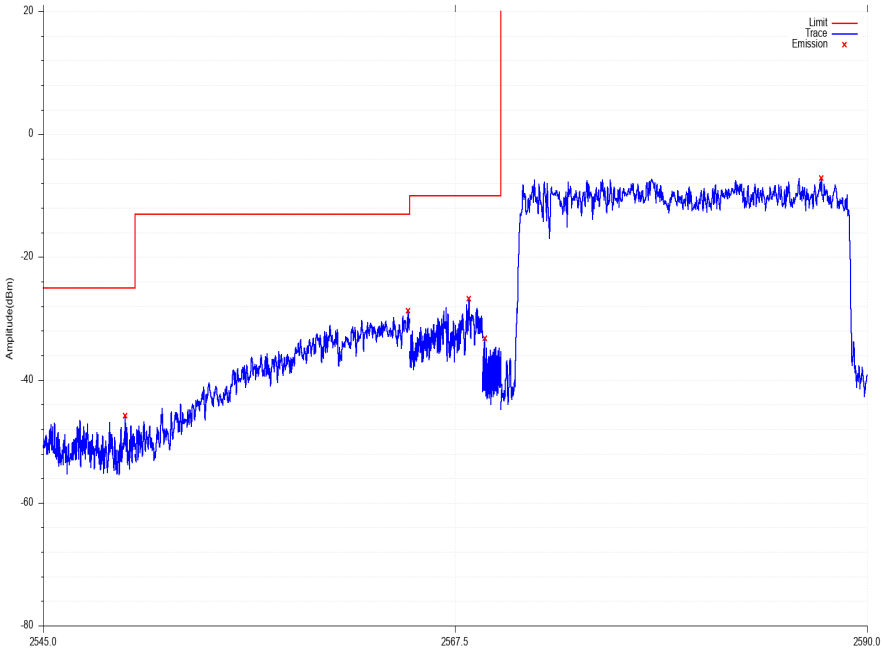

LOW_EDGE_Band_38_16QAM_20M_CH37850_1_0

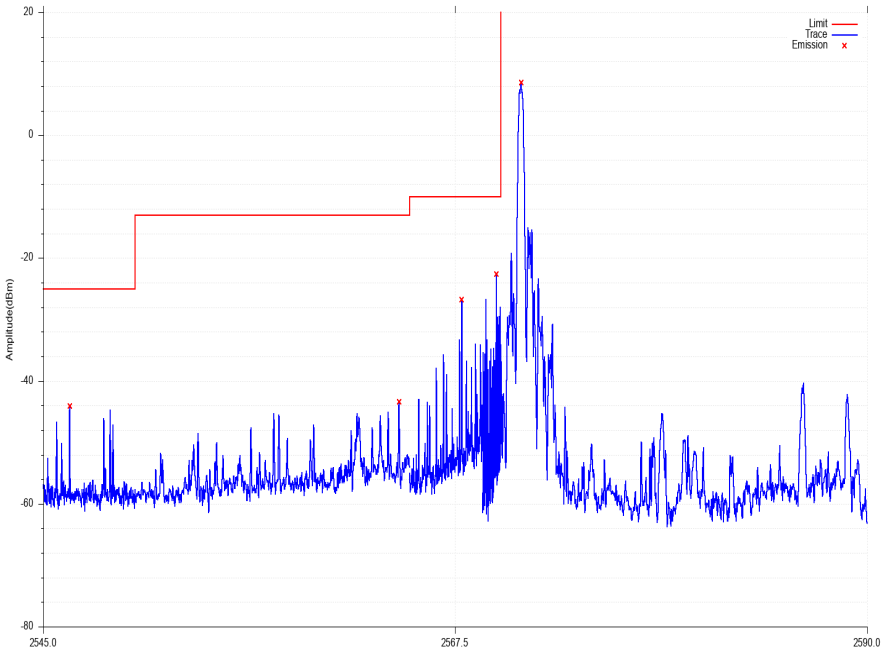

UP_EDGE_Band_38_QPSK_20M_CH38150_100_0

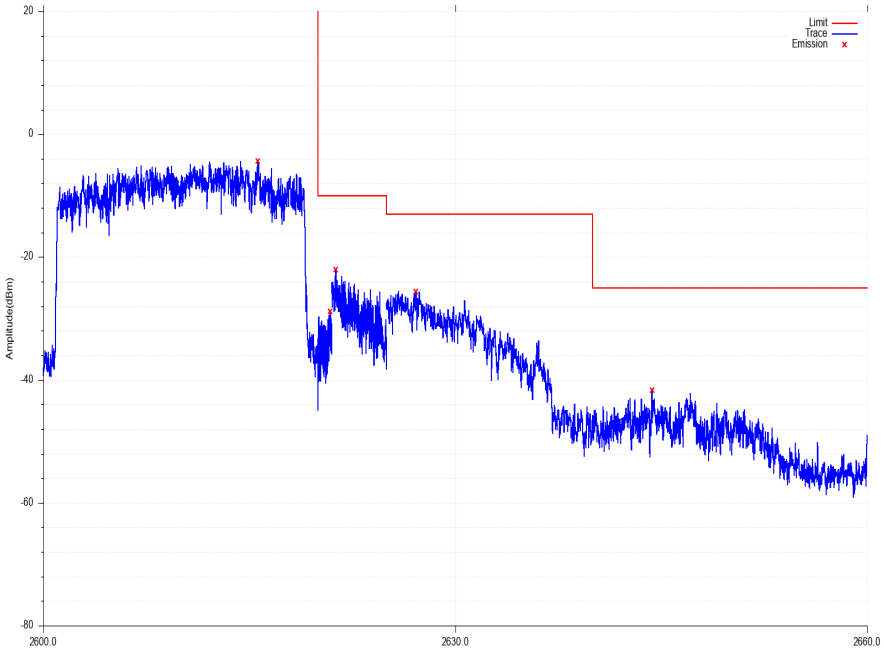

UP_EDGE_Band_38_QPSK_20M_CH38150_1_100

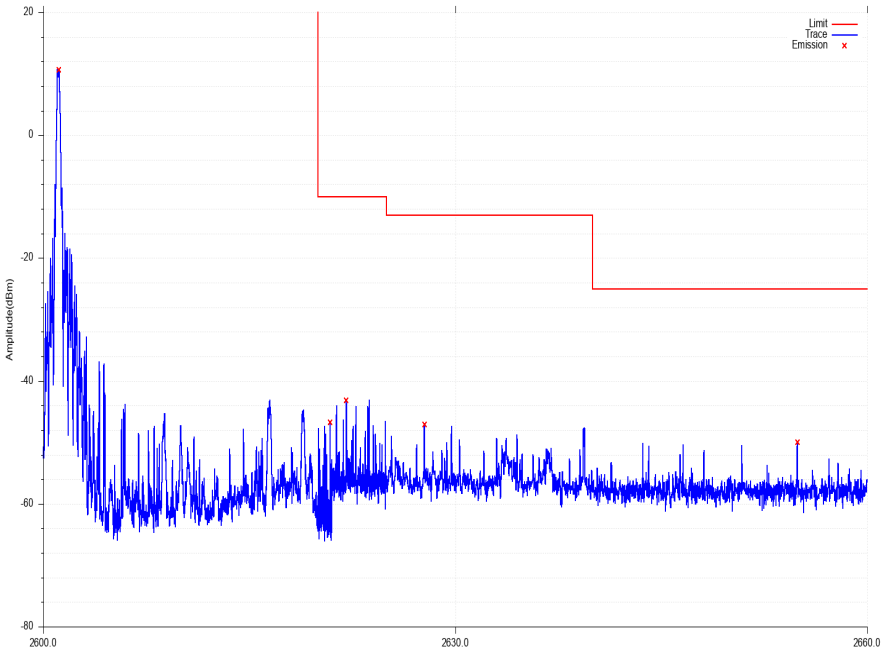

UP_EDGE_Band_38_16QAM_20M_CH38150_100_0

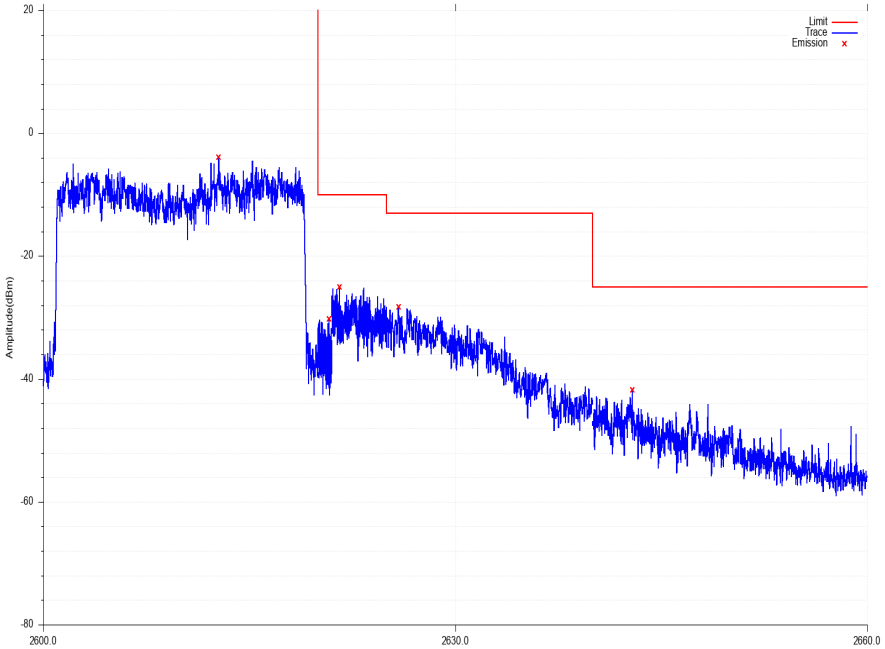

UP_EDGE_Band_38_16QAM_20M_CH38150_1_100

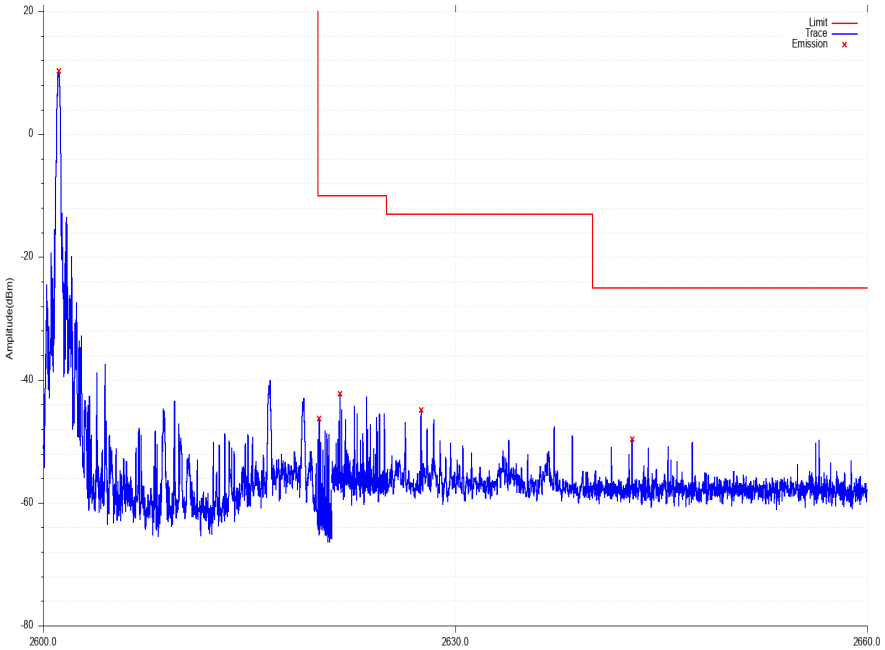

4.6 Radiated Spurious Emission

Limit:	For mobile digital stations, the attenuation factor shall be not less than 40 + 10 log (P) dB on all frequenciesbetween the channel edge and 5 megahertz from the channel edge, 43 + 10 log (P) dB on all frequencies between 5 megahertz and X megahertz from the channel edge, and 55 + 10 log (P) dB on all frequencies more than X megahertz from the channel edge, where X is the greater of 6 megahertz or the actua emission bandwidth as defined in paragraph (m)(6) of this section. In addition, the attenuation factor shall not be less that 43 + 10 log (P)dB on all frequencies between 2490.5 MHz and 2496 MHz and 55 + 10log (P) dB at or below 2490.5 MHz.
Test Procedure:	1. For radiated emissions measurements performed at frequencies less than or equal to 1 GHz, the EUT shall be placed on a RF-transparent table or support at a nominal height of 80 cm above the reference ground plane. For radiated measurements performed at frequencies above 1 GHz, the EUT shall be placed on an RF transparent table or support at a nominal height of 1.5 m above the ground plane. Radiated measurements shall be made with the measurement antenna positioned in both horizontal and vertical polarization. The measurement antenna shall be varied from 1 m to 4 m in height above the reference ground in a search for the relative positioning that produces the maximum radiated signal level. 2. Detected emissions were maximized at each frequency by rotating the EUT through 360° and adjusting the receiving antenna polarization. The radiated emission measurements of all transmit frequencies in three channels (High, Middle, Low) were measured with peak detector. 3. A log-periodic antenna or double-ridged waveguide horn antenna shall be substituted in place of the EUT. The log-periodic antenna will be driven by a signal generator and the level will be adjusted till the same power value on the spectrum analyzer or receiver. The level of the spurious emissions can be calculated through the level of the signal generator, cable loss, the gain of the substitution antenna and the reading of the spectrum analyzer or receiver 4. The EUT is then put into continuously transmitting mode at its maximum power level during the test. Set Test Receiver or Spectrum RBW=1MHz,VBW=3MHz, And the maximum value of the receiver should be recorded as (P_r). 5. The EUT shall be replaced by a substitution antenna.In the chamber, an substitution antenna for the frequency band of interest is placed at the reference point of the chamber. An RF Signal source for the frequency band of interest is connected to the substitution antenna with a cable that has been constructed to not interfere with the radiation pattern of the antenna. A power (P_{Mea}) is applied to the input of the substitution antenna, and adjust the level of the signal generator output until the value of the receiver reach the previously recorded (P_r). The power of signal source (P_{Mea}) is recorded. The test should be performed by rotating the test item and adjusting the receiving antenna polarization. 6. A amplifier should be connected to the Signal Source output port. And the cable should be connect between the Amplifier and the Substitution Antenna. The cable loss (P_{cl}) ,the Substitution Antenna Gain (G_a) and the Amplifier Gain (P_{Ag}) should be recorded after test. The measurement results are obtained as described below: 7. Power(EIRP) *Level= PMea (dBm)-Cable loss(dB) +Antenna Ga(dBi)* This value is EIRP since the measurement is calibrated using an antenna of known gain (2.15 dBi) and known input power ERP can be calculated from EIRP by subtracting the gain of the dipole, ERP = EIRP -2.15dBi.

Test setup:	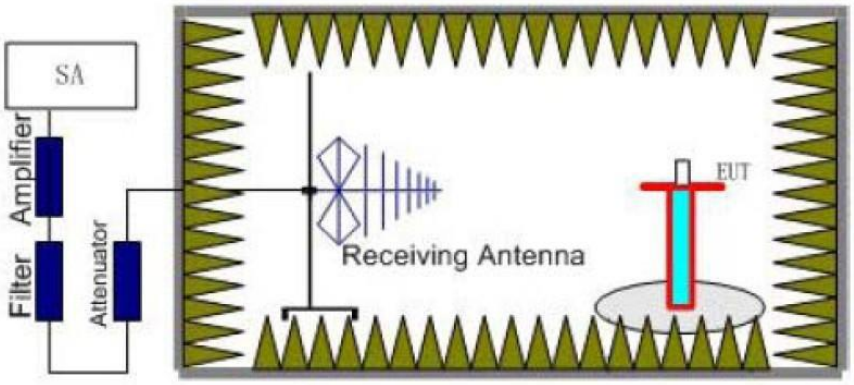 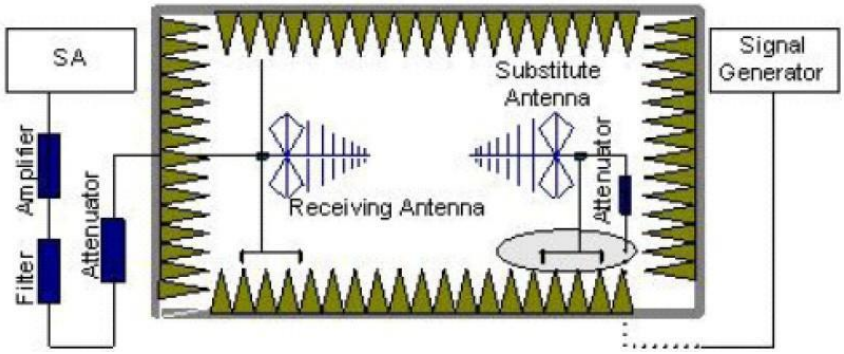					
Test environment:	Temp.:	25 °C	Humid.:	52%	Press.:	1012mbar
Test voltage:	DC 3.7V					
Test results:	Pass					

Remarks:

1. *Pre-scan all kind of the place mode (X-axis, Y-axis, Z-axis), and found the Y-axis which it is worse case.*
2. *We were tested all RB Configuration refer 3GPP TS136 521 for each Channel Bandwidth of LTEFDD Band 38;*

Measurement Data:

LTE FDD Band 38_Channel Bandwidth 20MHz_QPSK_ Low Channel

Frequency (MHz)	PMea (dBm)	Cable Loss (dB)	Antenna Gain (dB)	Level (dBm)	Limit (dBm)	Margin	Polarization
5160.0	-42.32	4.97	13.40	-33.89	-25	-8.89	H
5160.0	-42.77	4.97	13.40	-34.34	-25	-9.34	V
7740.0	-42.32	5.83	12.80	-35.35	-25	-10.35	H
7740.0	-42.44	5.83	12.80	-35.47	-25	-10.47	V
250.30	-48.10	1.79	6.10	-43.79	-25	-18.79	H
336.20	-45.15	1.92	6.90	-40.17	-25	-15.17	V

LTE FDD Band 38_Channel Bandwidth 20MHz_QPSK_ Mid Channel

Frequency (MHz)	PMea (dBm)	Cable Loss (dB)	Antenna Gain (dB)	Level (dBm)	Limit (dBm)	Margin	Polarization
5190.0	-43.40	5.11	13.40	-35.11	-25	-10.11	H
5190.0	-42.71	5.11	13.40	-34.42	-25	-9.42	V
7785.5	-42.20	5.91	12.80	-35.31	-25	-10.31	H
7785.5	-42.08	5.91	12.80	-35.19	-25	-10.19	V
250.30	-46.08	1.79	6.10	-41.77	-25	-16.77	H
336.20	-46.02	1.92	6.90	-41.04	-25	-16.04	V

LTE FDD Band 38_Channel Bandwidth 20MHz_QPSK_ High Channel

Frequency (MHz)	PMea (dBm)	Cable Loss (dB)	Antenna Gain (dB)	Level (dBm)	Limit (dBm)	Margin	Polarization
5220.0	-41.51	5.15	13.00	-33.66	-25	-8.66	H
5220.0	-41.88	5.15	13.00	-34.03	-25	-9.03	V
7830.0	-40.95	5.96	12.80	-34.11	-25	-9.11	H
7830.0	-40.60	5.96	12.80	-33.76	-25	-8.76	V
250.30	-46.26	1.79	6.10	-41.95	-25	-16.95	H
336.20	-47.33	1.92	6.90	-42.35	-25	-17.35	V

Notes:

1. All channel bandwidth were tested, the report recorded the worst data.

2. Level= PMea (dBm)-Cable loss(dB) +Antenna Ga(dBi)

4. Margin = Level – Limit

5. We measured all modes and only recorded the worst case.

4.7 Frequency stability

Limit:	The frequency stability shall be sufficient to ensure that the fundamental emission stays within the authorized frequency block.
Test Procedure:	Test Procedures for Temperature Variation: 1, The EUT was set up in the thermal chamber and connected with the base station. 2, With power off, the temperature was decreased to -30℃ and the EUT was stabilized for three hours. Power was applied and the maximum change in frequency was recorded within one minute. 3, With power off, the temperature was raised in 10℃ set up to 50℃ and the EUT was stabilized for three hours. Power was applied and the maximum change in frequency was recorded within one minute. 4, measure the carrier frequency error. Test Procedures for Voltage Variation: 1, The EUT was placed in a temperature chamber at 25±5℃ and connected with the base station. 2, Reduce the primary supply voltage to the battery operating end point. 3, measure the carrier frequency error.
Test setup:	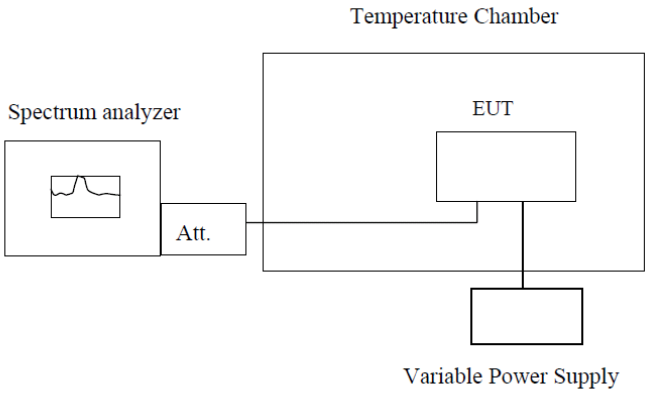 **Note :** Measurement setup for testing on Antenna connector
Test results:	Pass

Measurement data:

Voltage										
Band	Bandwidth	Modulation	Frequency (MHz)	RB Configure	Voltage [Vdc]	Temperature (℃)	Deviation (Hz)	Deviation (ppm)	Limit (ppm)	Verdict
Band38	5MHz	QPSK	2572.5	25RB#0	VN	NT	4.24	0.001648	±2.5	PASS
Band38	5MHz	QPSK	2572.5	25RB#0	VL	NT	3.15	0.001224	±2.5	PASS
Band38	5MHz	QPSK	2572.5	25RB#0	VH	NT	4.91	0.001909	±2.5	PASS
Band38	5MHz	16QAM	2572.5	25RB#0	VN	NT	2.45	0.000952	±2.5	PASS
Band38	5MHz	16QAM	2572.5	25RB#0	VL	NT	4.86	0.001889	±2.5	PASS
Band38	5MHz	16QAM	2572.5	25RB#0	VH	NT	3.49	0.001357	±2.5	PASS
Band38	5MHz	QPSK	2595.0	25RB#0	VN	NT	3.65	0.001407	±2.5	PASS
Band38	5MHz	QPSK	2595.0	25RB#0	VL	NT	5.92	0.002281	±2.5	PASS
Band38	5MHz	QPSK	2595.0	25RB#0	VH	NT	5.29	0.002039	±2.5	PASS
Band38	5MHz	16QAM	2595.0	25RB#0	VN	NT	4.26	0.001642	±2.5	PASS
Band38	5MHz	16QAM	2595.0	25RB#0	VL	NT	4.03	0.001553	±2.5	PASS
Band38	5MHz	16QAM	2595.0	25RB#0	VH	NT	3.13	0.001206	±2.5	PASS
Band38	5MHz	QPSK	2617.5	25RB#0	VN	NT	-4.59	-0.001754	±2.5	PASS
Band38	5MHz	QPSK	2617.5	25RB#0	VL	NT	-1.90	-0.000726	±2.5	PASS
Band38	5MHz	QPSK	2617.5	25RB#0	VH	NT	2.96	0.001131	±2.5	PASS
Band38	5MHz	16QAM	2617.5	25RB#0	VN	NT	-5.94	-0.002269	±2.5	PASS
Band38	5MHz	16QAM	2617.5	25RB#0	VL	NT	-4.78	-0.001826	±2.5	PASS
Band38	5MHz	16QAM	2617.5	25RB#0	VH	NT	-4.56	-0.001742	±2.5	PASS
Band38	10MHz	QPSK	2575.0	50RB#0	VN	NT	-4.72	-0.001833	±2.5	PASS
Band38	10MHz	QPSK	2575.0	50RB#0	VL	NT	-6.45	-0.002505	±2.5	PASS
Band38	10MHz	QPSK	2575.0	50RB#0	VH	NT	3.19	0.001239	±2.5	PASS
Band38	10MHz	16QAM	2575.0	50RB#0	VN	NT	3.83	0.001487	±2.5	PASS
Band38	10MHz	16QAM	2575.0	50RB#0	VL	NT	-4.96	-0.001926	±2.5	PASS
Band38	10MHz	16QAM	2575.0	50RB#0	VH	NT	-5.12	-0.001988	±2.5	PASS
Band38	10MHz	QPSK	2595.0	50RB#0	VN	NT	-3.25	-0.001252	±2.5	PASS
Band38	10MHz	QPSK	2595.0	50RB#0	VL	NT	2.62	0.001010	±2.5	PASS
Band38	10MHz	QPSK	2595.0	50RB#0	VH	NT	5.31	0.002046	±2.5	PASS
Band38	10MHz	16QAM	2595.0	50RB#0	VN	NT	6.93	0.002671	±2.5	PASS

Band38	10MHz	16QAM	2595.0	50RB#0	VL	NT	3.88	0.001495	±2.5	PASS
Band38	10MHz	16QAM	2595.0	50RB#0	VH	NT	4.06	0.001565	±2.5	PASS
Band38	10MHz	QPSK	2615.0	50RB#0	VN	NT	5.07	0.001939	±2.5	PASS
Band38	10MHz	QPSK	2615.0	50RB#0	VL	NT	4.94	0.001889	±2.5	PASS
Band38	10MHz	QPSK	2615.0	50RB#0	VH	NT	6.61	0.002528	±2.5	PASS
Band38	10MHz	16QAM	2615.0	50RB#0	VN	NT	5.23	0.002000	±2.5	PASS
Band38	10MHz	16QAM	2615.0	50RB#0	VL	NT	3.78	0.001446	±2.5	PASS
Band38	10MHz	16QAM	2615.0	50RB#0	VH	NT	-3.82	-0.001461	±2.5	PASS
Band38	15MHz	QPSK	2577.5	75RB#0	VN	NT	2.63	0.001020	±2.5	PASS
Band38	15MHz	QPSK	2577.5	75RB#0	VL	NT	2.25	0.000873	±2.5	PASS
Band38	15MHz	QPSK	2577.5	75RB#0	VH	NT	3.75	0.001455	±2.5	PASS
Band38	15MHz	16QAM	2577.5	75RB#0	VN	NT	4.81	0.001866	±2.5	PASS
Band38	15MHz	16QAM	2577.5	75RB#0	VL	NT	3.62	0.001404	±2.5	PASS
Band38	15MHz	16QAM	2577.5	75RB#0	VH	NT	1.95	0.000757	±2.5	PASS
Band38	15MHz	QPSK	2595.0	75RB#0	VN	NT	3.93	0.001514	±2.5	PASS
Band38	15MHz	QPSK	2595.0	75RB#0	VL	NT	5.22	0.002012	±2.5	PASS
Band38	15MHz	QPSK	2595.0	75RB#0	VH	NT	3.40	0.001310	±2.5	PASS
Band38	15MHz	16QAM	2595.0	75RB#0	VN	NT	-3.39	-0.001306	±2.5	PASS
Band38	15MHz	16QAM	2595.0	75RB#0	VL	NT	4.11	0.001584	±2.5	PASS
Band38	15MHz	16QAM	2595.0	75RB#0	VH	NT	4.95	0.001908	±2.5	PASS
Band38	15MHz	QPSK	2612.5	75RB#0	VN	NT	5.76	0.002205	±2.5	PASS
Band38	15MHz	QPSK	2612.5	75RB#0	VL	NT	4.86	0.001860	±2.5	PASS
Band38	15MHz	QPSK	2612.5	75RB#0	VH	NT	5.56	0.002128	±2.5	PASS
Band38	15MHz	16QAM	2612.5	75RB#0	VN	NT	3.25	0.001244	±2.5	PASS
Band38	15MHz	16QAM	2612.5	75RB#0	VL	NT	2.55	0.000976	±2.5	PASS
Band38	15MHz	16QAM	2612.5	75RB#0	VH	NT	4.22	0.001615	±2.5	PASS
Band38	20MHz	QPSK	2580.0	100RB#0	VN	NT	4.12	0.001597	±2.5	PASS
Band38	20MHz	QPSK	2580.0	100RB#0	VL	NT	4.88	0.001891	±2.5	PASS
Band38	20MHz	QPSK	2580.0	100RB#0	VH	NT	4.62	0.001791	±2.5	PASS
Band38	20MHz	16QAM	2580.0	100RB#0	VN	NT	3.02	0.001171	±2.5	PASS
Band38	20MHz	16QAM	2580.0	100RB#0	VL	NT	4.66	0.001806	±2.5	PASS

Band38	20MHz	16QAM	2580.0	100RB#0	VH	NT	3.50	0.001357	±2.5	PASS
Band38	20MHz	QPSK	2595.0	100RB#0	VN	NT	3.63	0.001399	±2.5	PASS
Band38	20MHz	QPSK	2595.0	100RB#0	VL	NT	5.08	0.001958	±2.5	PASS
Band38	20MHz	QPSK	2595.0	100RB#0	VH	NT	4.27	0.001645	±2.5	PASS
Band38	20MHz	16QAM	2595.0	100RB#0	VN	NT	6.78	0.002613	±2.5	PASS
Band38	20MHz	16QAM	2595.0	100RB#0	VL	NT	-4.59	-0.001769	±2.5	PASS
Band38	20MHz	16QAM	2595.0	100RB#0	VH	NT	-1.90	-0.000732	±2.5	PASS
Band38	20MHz	QPSK	2610.0	100RB#0	VN	NT	2.96	0.001134	±2.5	PASS
Band38	20MHz	QPSK	2610.0	100RB#0	VL	NT	-5.94	-0.002276	±2.5	PASS
Band38	20MHz	QPSK	2610.0	100RB#0	VH	NT	-4.78	-0.001831	±2.5	PASS
Band38	20MHz	16QAM	2610.0	100RB#0	VN	NT	-4.56	-0.001747	±2.5	PASS
Band38	20MHz	16QAM	2610.0	100RB#0	VL	NT	-4.72	-0.001808	±2.5	PASS
Band38	20MHz	16QAM	2610.0	100RB#0	VH	NT	3.13	0.001199	±2.5	PASS

Temperature										
Band	Bandwidth	Modulation	Frequency (MHz)	RB Configure	Voltage [Vdc]	Temperature (℃)	Deviation (Hz)	Deviation (ppm)	Limit (ppm)	Verdict
Band38	5MHz	QPSK	2572.5	25RB#0	NV	-30	6.11	0.002375	±2.5	PASS
Band38	5MHz	QPSK	2572.5	25RB#0	NV	-20	6.45	0.002507	±2.5	PASS
Band38	5MHz	QPSK	2572.5	25RB#0	NV	-10	5.47	0.002126	±2.5	PASS
Band38	5MHz	QPSK	2572.5	25RB#0	NV	0	7.09	0.002756	±2.5	PASS
Band38	5MHz	QPSK	2572.5	25RB#0	NV	10	3.61	0.001403	±2.5	PASS
Band38	5MHz	QPSK	2572.5	25RB#0	NV	20	5.76	0.002239	±2.5	PASS
Band38	5MHz	QPSK	2572.5	25RB#0	NV	30	6.44	0.002503	±2.5	PASS
Band38	5MHz	QPSK	2572.5	25RB#0	NV	40	3.35	0.001302	±2.5	PASS
Band38	5MHz	QPSK	2572.5	25RB#0	NV	50	5.76	0.002239	±2.5	PASS
Band38	5MHz	16QAM	2572.5	25RB#0	NV	-30	6.13	0.002383	±2.5	PASS
Band38	5MHz	16QAM	2572.5	25RB#0	NV	-20	4.56	0.001773	±2.5	PASS
Band38	5MHz	16QAM	2572.5	25RB#0	NV	-10	4.69	0.001823	±2.5	PASS
Band38	5MHz	16QAM	2572.5	25RB#0	NV	0	4.61	0.001792	±2.5	PASS
Band38	5MHz	16QAM	2572.5	25RB#0	NV	10	5.08	0.001975	±2.5	PASS
Band38	5MHz	16QAM	2572.5	25RB#0	NV	20	3.88	0.001508	±2.5	PASS
Band38	5MHz	16QAM	2572.5	25RB#0	NV	30	3.56	0.001384	±2.5	PASS
Band38	5MHz	16QAM	2572.5	25RB#0	NV	40	4.36	0.001695	±2.5	PASS
Band38	5MHz	16QAM	2572.5	25RB#0	NV	50	5.89	0.002290	±2.5	PASS

Band38	5MHz	QPSK	2595.0	25RB#0	NV	-30	6.27	0.002416	±2.5	PASS
Band38	5MHz	QPSK	2595.0	25RB#0	NV	-20	4.86	0.001873	±2.5	PASS
Band38	5MHz	QPSK	2595.0	25RB#0	NV	-10	3.61	0.001391	±2.5	PASS
Band38	5MHz	QPSK	2595.0	25RB#0	NV	0	5.76	0.002220	±2.5	PASS
Band38	5MHz	QPSK	2595.0	25RB#0	NV	10	6.44	0.002482	±2.5	PASS
Band38	5MHz	QPSK	2595.0	25RB#0	NV	20	3.35	0.001291	±2.5	PASS
Band38	5MHz	QPSK	2595.0	25RB#0	NV	30	5.76	0.002220	±2.5	PASS
Band38	5MHz	QPSK	2595.0	25RB#0	NV	40	4.65	0.001792	±2.5	PASS
Band38	5MHz	QPSK	2595.0	25RB#0	NV	50	4.98	0.001919	±2.5	PASS
Band38	5MHz	16QAM	2595.0	25RB#0	NV	-30	3.43	0.001322	±2.5	PASS
Band38	5MHz	16QAM	2595.0	25RB#0	NV	-20	6.35	0.002447	±2.5	PASS
Band38	5MHz	16QAM	2595.0	25RB#0	NV	-10	4.82	0.001857	±2.5	PASS
Band38	5MHz	16QAM	2595.0	25RB#0	NV	0	7.35	0.002832	±2.5	PASS
Band38	5MHz	16QAM	2595.0	25RB#0	NV	10	5.52	0.002127	±2.5	PASS
Band38	5MHz	16QAM	2595.0	25RB#0	NV	20	5.58	0.002150	±2.5	PASS
Band38	5MHz	16QAM	2595.0	25RB#0	NV	30	4.22	0.001626	±2.5	PASS
Band38	5MHz	16QAM	2595.0	25RB#0	NV	40	3.65	0.001407	±2.5	PASS
Band38	5MHz	16QAM	2595.0	25RB#0	NV	50	6.15	0.002370	±2.5	PASS
Band38	5MHz	QPSK	2617.5	25RB#0	NV	-30	3.16	0.001207	±2.5	PASS
Band38	5MHz	QPSK	2617.5	25RB#0	NV	-20	5.39	0.002059	±2.5	PASS
Band38	5MHz	QPSK	2617.5	25RB#0	NV	-10	4.89	0.001868	±2.5	PASS
Band38	5MHz	QPSK	2617.5	25RB#0	NV	0	-3.48	-0.001330	±2.5	PASS
Band38	5MHz	QPSK	2617.5	25RB#0	NV	10	5.34	0.002040	±2.5	PASS
Band38	5MHz	QPSK	2617.5	25RB#0	NV	20	5.21	0.001990	±2.5	PASS
Band38	5MHz	QPSK	2617.5	25RB#0	NV	30	4.92	0.001880	±2.5	PASS
Band38	5MHz	QPSK	2617.5	25RB#0	NV	40	5.05	0.001929	±2.5	PASS
Band38	5MHz	QPSK	2617.5	25RB#0	NV	50	4.51	0.001723	±2.5	PASS
Band38	5MHz	16QAM	2617.5	25RB#0	NV	-30	6.58	0.002514	±2.5	PASS
Band38	5MHz	16QAM	2617.5	25RB#0	NV	-20	3.55	0.001356	±2.5	PASS
Band38	5MHz	16QAM	2617.5	25RB#0	NV	-10	4.68	0.001788	±2.5	PASS
Band38	5MHz	16QAM	2617.5	25RB#0	NV	0	3.83	0.001463	±2.5	PASS
Band38	5MHz	16QAM	2617.5	25RB#0	NV	10	2.83	0.001081	±2.5	PASS
Band38	5MHz	16QAM	2617.5	25RB#0	NV	20	4.79	0.001830	±2.5	PASS
Band38	5MHz	16QAM	2617.5	25RB#0	NV	30	4.49	0.001715	±2.5	PASS
Band38	5MHz	16QAM	2617.5	25RB#0	NV	40	4.59	0.001754	±2.5	PASS
Band38	5MHz	16QAM	2617.5	25RB#0	NV	50	6.47	0.002472	±2.5	PASS
Band38	10MHz	QPSK	2575.0	50RB#0	NV	-30	-3.46	-0.001344	±2.5	PASS

Band38	10MHz	QPSK	2575.0	50RB#0	NV	-20	-4.36	-0.001693	±2.5	PASS
Band38	10MHz	QPSK	2575.0	50RB#0	NV	-10	-4.72	-0.001833	±2.5	PASS
Band38	10MHz	QPSK	2575.0	50RB#0	NV	0	3.59	0.001394	±2.5	PASS
Band38	10MHz	QPSK	2575.0	50RB#0	NV	10	-4.01	-0.001557	±2.5	PASS
Band38	10MHz	QPSK	2575.0	50RB#0	NV	20	5.39	0.002093	±2.5	PASS
Band38	10MHz	QPSK	2575.0	50RB#0	NV	30	4.89	0.001899	±2.5	PASS
Band38	10MHz	QPSK	2575.0	50RB#0	NV	40	-3.48	-0.001351	±2.5	PASS
Band38	10MHz	QPSK	2575.0	50RB#0	NV	50	5.34	0.002074	±2.5	PASS
Band38	10MHz	16QAM	2575.0	50RB#0	NV	-30	5.21	0.002023	±2.5	PASS
Band38	10MHz	16QAM	2575.0	50RB#0	NV	-20	4.92	0.001911	±2.5	PASS
Band38	10MHz	16QAM	2575.0	50RB#0	NV	-10	-4.19	-0.001627	±2.5	PASS
Band38	10MHz	16QAM	2575.0	50RB#0	NV	0	-4.12	-0.001600	±2.5	PASS
Band38	10MHz	16QAM	2575.0	50RB#0	NV	10	-4.15	-0.001612	±2.5	PASS
Band38	10MHz	16QAM	2575.0	50RB#0	NV	20	-3.10	-0.001204	±2.5	PASS
Band38	10MHz	16QAM	2575.0	50RB#0	NV	30	-4.31	-0.001674	±2.5	PASS
Band38	10MHz	16QAM	2575.0	50RB#0	NV	40	-7.20	-0.002796	±2.5	PASS
Band38	10MHz	16QAM	2575.0	50RB#0	NV	50	-4.41	-0.001713	±2.5	PASS
Band38	10MHz	QPSK	2595.0	50RB#0	NV	-30	4.06	0.001565	±2.5	PASS
Band38	10MHz	QPSK	2595.0	50RB#0	NV	-20	3.81	0.001468	±2.5	PASS
Band38	10MHz	QPSK	2595.0	50RB#0	NV	-10	4.73	0.001823	±2.5	PASS
Band38	10MHz	QPSK	2595.0	50RB#0	NV	0	2.19	0.000844	±2.5	PASS
Band38	10MHz	QPSK	2595.0	50RB#0	NV	10	4.73	0.001823	±2.5	PASS
Band38	10MHz	QPSK	2595.0	50RB#0	NV	20	5.04	0.001942	±2.5	PASS
Band38	10MHz	QPSK	2595.0	50RB#0	NV	30	4.28	0.001649	±2.5	PASS
Band38	10MHz	QPSK	2595.0	50RB#0	NV	40	5.09	0.001961	±2.5	PASS
Band38	10MHz	QPSK	2595.0	50RB#0	NV	50	4.38	0.001688	±2.5	PASS
Band38	10MHz	16QAM	2595.0	50RB#0	NV	-30	3.26	0.001256	±2.5	PASS
Band38	10MHz	16QAM	2595.0	50RB#0	NV	-20	5.85	0.002254	±2.5	PASS
Band38	10MHz	16QAM	2595.0	50RB#0	NV	-10	-4.01	-0.001545	±2.5	PASS
Band38	10MHz	16QAM	2595.0	50RB#0	NV	0	6.12	0.002358	±2.5	PASS
Band38	10MHz	16QAM	2595.0	50RB#0	NV	10	3.71	0.001430	±2.5	PASS
Band38	10MHz	16QAM	2595.0	50RB#0	NV	20	4.21	0.001622	±2.5	PASS
Band38	10MHz	16QAM	2595.0	50RB#0	NV	30	4.81	0.001854	±2.5	PASS
Band38	10MHz	16QAM	2595.0	50RB#0	NV	40	4.19	0.001615	±2.5	PASS
Band38	10MHz	16QAM	2595.0	50RB#0	NV	50	3.59	0.001383	±2.5	PASS
Band38	10MHz	QPSK	2615.0	50RB#0	NV	-30	5.55	0.002122	±2.5	PASS
Band38	10MHz	QPSK	2615.0	50RB#0	NV	-20	6.92	0.002646	±2.5	PASS

Band38	10MHz	QPSK	2615.0	50RB#0	NV	-10	5.61	0.002145	±2.5	PASS
Band38	10MHz	QPSK	2615.0	50RB#0	NV	0	6.31	0.002413	±2.5	PASS
Band38	10MHz	QPSK	2615.0	50RB#0	NV	10	5.28	0.002019	±2.5	PASS
Band38	10MHz	QPSK	2615.0	50RB#0	NV	20	5.56	0.002126	±2.5	PASS
Band38	10MHz	QPSK	2615.0	50RB#0	NV	30	4.11	0.001572	±2.5	PASS
Band38	10MHz	QPSK	2615.0	50RB#0	NV	40	4.23	0.001618	±2.5	PASS
Band38	10MHz	QPSK	2615.0	50RB#0	NV	50	-3.72	-0.001423	±2.5	PASS
Band38	10MHz	16QAM	2615.0	50RB#0	NV	-30	4.66	0.001782	±2.5	PASS
Band38	10MHz	16QAM	2615.0	50RB#0	NV	-20	4.46	0.001706	±2.5	PASS
Band38	10MHz	16QAM	2615.0	50RB#0	NV	-10	4.22	0.001614	±2.5	PASS
Band38	10MHz	16QAM	2615.0	50RB#0	NV	0	4.76	0.001820	±2.5	PASS
Band38	10MHz	16QAM	2615.0	50RB#0	NV	10	5.91	0.002260	±2.5	PASS
Band38	10MHz	16QAM	2615.0	50RB#0	NV	20	6.55	0.002505	±2.5	PASS
Band38	10MHz	16QAM	2615.0	50RB#0	NV	30	3.56	0.001361	±2.5	PASS
Band38	10MHz	16QAM	2615.0	50RB#0	NV	40	3.05	0.001166	±2.5	PASS
Band38	10MHz	16QAM	2615.0	50RB#0	NV	50	4.03	0.001541	±2.5	PASS
Band38	15MHz	QPSK	2577.5	75RB#0	NV	-30	3.36	0.001304	±2.5	PASS
Band38	15MHz	QPSK	2577.5	75RB#0	NV	-20	4.85	0.001882	±2.5	PASS
Band38	15MHz	QPSK	2577.5	75RB#0	NV	-10	3.02	0.001172	±2.5	PASS
Band38	15MHz	QPSK	2577.5	75RB#0	NV	0	-4.88	-0.001893	±2.5	PASS
Band38	15MHz	QPSK	2577.5	75RB#0	NV	10	4.02	0.001560	±2.5	PASS
Band38	15MHz	QPSK	2577.5	75RB#0	NV	20	3.82	0.001482	±2.5	PASS
Band38	15MHz	QPSK	2577.5	75RB#0	NV	30	2.19	0.000850	±2.5	PASS
Band38	15MHz	QPSK	2577.5	75RB#0	NV	40	4.73	0.001835	±2.5	PASS
Band38	15MHz	QPSK	2577.5	75RB#0	NV	50	5.04	0.001955	±2.5	PASS
Band38	15MHz	16QAM	2577.5	75RB#0	NV	-30	4.28	0.001661	±2.5	PASS
Band38	15MHz	16QAM	2577.5	75RB#0	NV	-20	5.09	0.001975	±2.5	PASS
Band38	15MHz	16QAM	2577.5	75RB#0	NV	-10	2.83	0.001098	±2.5	PASS
Band38	15MHz	16QAM	2577.5	75RB#0	NV	0	2.16	0.000838	±2.5	PASS
Band38	15MHz	16QAM	2577.5	75RB#0	NV	10	2.05	0.000795	±2.5	PASS
Band38	15MHz	16QAM	2577.5	75RB#0	NV	20	-4.37	-0.001695	±2.5	PASS
Band38	15MHz	16QAM	2577.5	75RB#0	NV	30	2.53	0.000982	±2.5	PASS
Band38	15MHz	16QAM	2577.5	75RB#0	NV	40	3.54	0.001373	±2.5	PASS
Band38	15MHz	16QAM	2577.5	75RB#0	NV	50	3.39	0.001315	±2.5	PASS
Band38	15MHz	QPSK	2595.0	75RB#0	NV	-30	4.38	0.001688	±2.5	PASS
Band38	15MHz	QPSK	2595.0	75RB#0	NV	-20	3.36	0.001295	±2.5	PASS
Band38	15MHz	QPSK	2595.0	75RB#0	NV	-10	4.51	0.001738	±2.5	PASS

Band38	15MHz	QPSK	2595.0	75RB#0	NV	0	2.86	0.001102	±2.5	PASS
Band38	15MHz	QPSK	2595.0	75RB#0	NV	10	4.29	0.001653	±2.5	PASS
Band38	15MHz	QPSK	2595.0	75RB#0	NV	20	4.94	0.001904	±2.5	PASS
Band38	15MHz	QPSK	2595.0	75RB#0	NV	30	4.25	0.001638	±2.5	PASS
Band38	15MHz	QPSK	2595.0	75RB#0	NV	40	3.81	0.001468	±2.5	PASS
Band38	15MHz	QPSK	2595.0	75RB#0	NV	50	5.22	0.002012	±2.5	PASS
Band38	15MHz	16QAM	2595.0	75RB#0	NV	-30	4.75	0.001830	±2.5	PASS
Band38	15MHz	16QAM	2595.0	75RB#0	NV	-20	3.82	0.001472	±2.5	PASS
Band38	15MHz	16QAM	2595.0	75RB#0	NV	-10	2.36	0.000909	±2.5	PASS
Band38	15MHz	16QAM	2595.0	75RB#0	NV	0	4.31	0.001661	±2.5	PASS
Band38	15MHz	16QAM	2595.0	75RB#0	NV	10	3.48	0.001341	±2.5	PASS
Band38	15MHz	16QAM	2595.0	75RB#0	NV	20	2.52	0.000971	±2.5	PASS
Band38	15MHz	16QAM	2595.0	75RB#0	NV	30	3.83	0.001476	±2.5	PASS
Band38	15MHz	16QAM	2595.0	75RB#0	NV	40	4.46	0.001719	±2.5	PASS
Band38	15MHz	16QAM	2595.0	75RB#0	NV	50	5.18	0.001996	±2.5	PASS
Band38	15MHz	QPSK	2612.5	75RB#0	NV	-30	4.12	0.001577	±2.5	PASS
Band38	15MHz	QPSK	2612.5	75RB#0	NV	-20	3.59	0.001374	±2.5	PASS
Band38	15MHz	QPSK	2612.5	75RB#0	NV	-10	2.26	0.000865	±2.5	PASS
Band38	15MHz	QPSK	2612.5	75RB#0	NV	0	5.16	0.001975	±2.5	PASS
Band38	15MHz	QPSK	2612.5	75RB#0	NV	10	4.66	0.001784	±2.5	PASS
Band38	15MHz	QPSK	2612.5	75RB#0	NV	20	6.04	0.002312	±2.5	PASS
Band38	15MHz	QPSK	2612.5	75RB#0	NV	30	3.81	0.001458	±2.5	PASS
Band38	15MHz	QPSK	2612.5	75RB#0	NV	40	3.85	0.001474	±2.5	PASS
Band38	15MHz	QPSK	2612.5	75RB#0	NV	50	2.83	0.001083	±2.5	PASS
Band38	15MHz	16QAM	2612.5	75RB#0	NV	-30	2.35	0.000900	±2.5	PASS
Band38	15MHz	16QAM	2612.5	75RB#0	NV	-20	3.50	0.001340	±2.5	PASS
Band38	15MHz	16QAM	2612.5	75RB#0	NV	-10	5.35	0.002048	±2.5	PASS
Band38	15MHz	16QAM	2612.5	75RB#0	NV	0	2.90	0.001110	±2.5	PASS
Band38	15MHz	16QAM	2612.5	75RB#0	NV	10	2.85	0.001091	±2.5	PASS
Band38	15MHz	16QAM	2612.5	75RB#0	NV	20	3.20	0.001225	±2.5	PASS
Band38	15MHz	16QAM	2612.5	75RB#0	NV	30	3.16	0.001210	±2.5	PASS
Band38	15MHz	16QAM	2612.5	75RB#0	NV	40	2.30	0.000880	±2.5	PASS
Band38	15MHz	16QAM	2612.5	75RB#0	NV	50	2.86	0.001095	±2.5	PASS
Band38	20MHz	QPSK	2580.0	100RB#0	NV	-30	5.16	0.002000	±2.5	PASS
Band38	20MHz	QPSK	2580.0	100RB#0	NV	-20	3.38	0.001310	±2.5	PASS
Band38	20MHz	QPSK	2580.0	100RB#0	NV	-10	5.34	0.002070	±2.5	PASS
Band38	20MHz	QPSK	2580.0	100RB#0	NV	0	3.76	0.001457	±2.5	PASS

Band38	20MHz	QPSK	2580.0	100RB#0	NV	10	3.72	0.001442	±2.5	PASS
Band38	20MHz	QPSK	2580.0	100RB#0	NV	20	4.46	0.001729	±2.5	PASS
Band38	20MHz	QPSK	2580.0	100RB#0	NV	30	5.18	0.002008	±2.5	PASS
Band38	20MHz	QPSK	2580.0	100RB#0	NV	40	4.12	0.001597	±2.5	PASS
Band38	20MHz	QPSK	2580.0	100RB#0	NV	50	3.59	0.001391	±2.5	PASS
Band38	20MHz	16QAM	2580.0	100RB#0	NV	-30	2.26	0.000876	±2.5	PASS
Band38	20MHz	16QAM	2580.0	100RB#0	NV	-20	5.16	0.002000	±2.5	PASS
Band38	20MHz	16QAM	2580.0	100RB#0	NV	-10	4.66	0.001806	±2.5	PASS
Band38	20MHz	16QAM	2580.0	100RB#0	NV	0	4.46	0.001729	±2.5	PASS
Band38	20MHz	16QAM	2580.0	100RB#0	NV	10	5.19	0.002012	±2.5	PASS
Band38	20MHz	16QAM	2580.0	100RB#0	NV	20	3.05	0.001182	±2.5	PASS
Band38	20MHz	16QAM	2580.0	100RB#0	NV	30	5.08	0.001969	±2.5	PASS
Band38	20MHz	16QAM	2580.0	100RB#0	NV	40	3.68	0.001426	±2.5	PASS
Band38	20MHz	16QAM	2580.0	100RB#0	NV	50	5.44	0.002109	±2.5	PASS
Band38	20MHz	QPSK	2595.0	100RB#0	NV	-30	2.93	0.001129	±2.5	PASS
Band38	20MHz	QPSK	2595.0	100RB#0	NV	-20	3.40	0.001310	±2.5	PASS
Band38	20MHz	QPSK	2595.0	100RB#0	NV	-10	-5.35	-0.002062	±2.5	PASS
Band38	20MHz	QPSK	2595.0	100RB#0	NV	0	4.45	0.001715	±2.5	PASS
Band38	20MHz	QPSK	2595.0	100RB#0	NV	10	4.52	0.001742	±2.5	PASS
Band38	20MHz	QPSK	2595.0	100RB#0	NV	20	3.12	0.001202	±2.5	PASS
Band38	20MHz	QPSK	2595.0	100RB#0	NV	30	2.32	0.000894	±2.5	PASS
Band38	20MHz	QPSK	2595.0	100RB#0	NV	40	2.12	0.000817	±2.5	PASS
Band38	20MHz	QPSK	2595.0	100RB#0	NV	50	-3.25	-0.001252	±2.5	PASS
Band38	20MHz	16QAM	2595.0	100RB#0	NV	-30	3.83	0.001476	±2.5	PASS
Band38	20MHz	16QAM	2595.0	100RB#0	NV	-20	3.42	0.001318	±2.5	PASS
Band38	20MHz	16QAM	2595.0	100RB#0	NV	-10	2.80	0.001079	±2.5	PASS
Band38	20MHz	16QAM	2595.0	100RB#0	NV	0	2.85	0.001098	±2.5	PASS
Band38	20MHz	16QAM	2595.0	100RB#0	NV	10	2.82	0.001087	±2.5	PASS
Band38	20MHz	16QAM	2595.0	100RB#0	NV	20	4.94	0.001904	±2.5	PASS
Band38	20MHz	16QAM	2595.0	100RB#0	NV	30	3.38	0.001303	±2.5	PASS
Band38	20MHz	16QAM	2595.0	100RB#0	NV	40	1.43	0.000551	±2.5	PASS
Band38	20MHz	16QAM	2595.0	100RB#0	NV	50	1.60	0.000617	±2.5	PASS
Band38	20MHz	QPSK	2610.0	100RB#0	NV	-30	-5.49	-0.002103	±2.5	PASS
Band38	20MHz	QPSK	2610.0	100RB#0	NV	-20	2.88	0.001103	±2.5	PASS
Band38	20MHz	QPSK	2610.0	100RB#0	NV	-10	-2.70	-0.001034	±2.5	PASS
Band38	20MHz	QPSK	2610.0	100RB#0	NV	0	-4.76	-0.001824	±2.5	PASS
Band38	20MHz	QPSK	2610.0	100RB#0	NV	10	-4.76	-0.001824	±2.5	PASS

Band38	20MHz	QPSK	2610.0	100RB#0	NV	20	-4.05	-0.001552	±2.5	PASS
Band38	20MHz	QPSK	2610.0	100RB#0	NV	30	-2.83	-0.001084	±2.5	PASS
Band38	20MHz	QPSK	2610.0	100RB#0	NV	40	-4.31	-0.001651	±2.5	PASS
Band38	20MHz	QPSK	2610.0	100RB#0	NV	50	-1.75	-0.000670	±2.5	PASS
Band38	20MHz	16QAM	2610.0	100RB#0	NV	-30	-5.01	-0.001920	±2.5	PASS
Band38	20MHz	16QAM	2610.0	100RB#0	NV	-20	-4.01	-0.001536	±2.5	PASS
Band38	20MHz	16QAM	2610.0	100RB#0	NV	-10	3.42	0.001310	±2.5	PASS
Band38	20MHz	16QAM	2610.0	100RB#0	NV	0	2.80	0.001073	±2.5	PASS
Band38	20MHz	16QAM	2610.0	100RB#0	NV	10	2.85	0.001092	±2.5	PASS
Band38	20MHz	16QAM	2610.0	100RB#0	NV	20	2.82	0.001080	±2.5	PASS
Band38	20MHz	16QAM	2610.0	100RB#0	NV	30	4.94	0.001893	±2.5	PASS
Band38	20MHz	16QAM	2610.0	100RB#0	NV	40	3.38	0.001295	±2.5	PASS
Band38	20MHz	16QAM	2610.0	100RB#0	NV	50	4.43	0.001697	±2.5	PASS

Note:
1. Normal Voltage = 3.7V; Low Voltage= 3.33V; High Voltage=4.07V
2. All modes of EUT have been tested; only the data of worst case mode is reported.

5 Test Setup Photo

Reference to the **appendix I** for details.

6 EUT Constructional Details

Reference to the **appendix II** for details.

---END---