SMART LED
LIGHT STRING

BLE+2.4G

400 LEDS

Multi C.olor Function
Matcn any occasion with themillion of colors and dimmadle light

Colorful Mode
Diverse colors dynamic modes,16million static colors adjustable,brightness+/-.

Customized Function
LED curtain lights with various patterns can be DIY

Music Function
Sync lights to your favorite music and explore how lights change with the rhythm.

Built-in Mode
Buiit-in Various Holiday Themed Decrative Pattern

Delay on/off Function
Set the timer or the delay switch to control lights on and off.

UK

I: Key Instruction

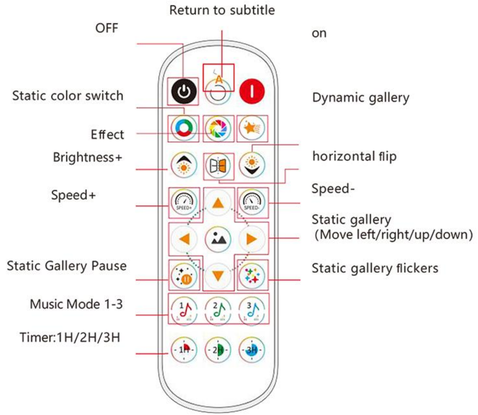

Speed+/-

·Speed increases/decreases in Effect mode
·Speed increases/decreases In dynamic gallery mode
·Speed increases/decreases in left/right/up/down mode of static gallery
·Increased/decreased sensitivity in music mode

II.About Settings:

1) In the setting interface, you can set the color calibration, horizontal flip.

2) Effect function

There are built-in 17 lighting effects, and adjustable speed and brightness.



III:Detailed introduction of APP functions

1).Colorful

16 million colors can be picked up! You can edit the curtain light color in whole section or point paint, and adjust the brightness.

3) Gallery function

built-in dynamic pattern and static pattern selection, curtain lamp according to the selected pattern display lighting effect.

4) Font function

Click "□" to add text or built-in pattern. You can Change the color or base color of the text. It also achieves up and down, around, flicker, fixed and other effects.

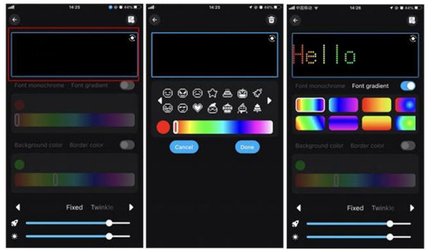

5) DIY function

1.Click "+" to create multiple screens to generate dynamic lighting effects.

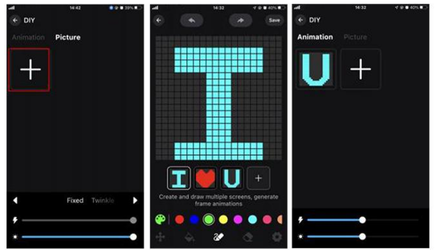

2. Click "+" to make DIY arbitrary patterns and texts. It can also achieves up and down, around, flicker, fixed and other effects. Create the perfect atmosphere for your favorite special occasion.



2. MIC

The lights color will change with the sound rhythm when your phone microphone catches the sound. The microphone sensitivity can be adjusted by the slider.There are
two ways to input the audio signal on the controller, built in APP

6) . Music Mode

1.Synchronization function of lighting and music rhythm.

Click "Add Music" > Import a music file or import it from the built-in music library.

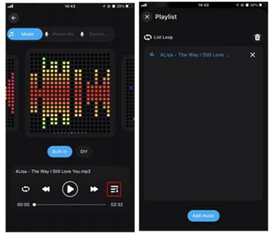

7) Group Control

2. This mode allows you to create different groups to control more than one controllers at the same time.

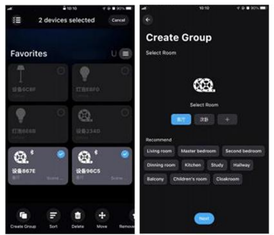

8) Light timer

Smart lights automatically come on and off at given times through the timer function, choose your favorite effect and color then save it.

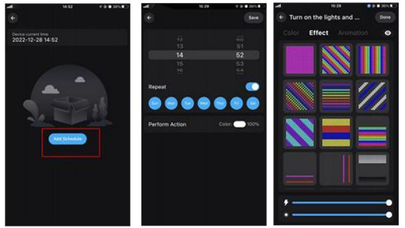

Attentions

a) Please use the product in a dry environment. b) For input voltage, please use the DC voltage within the specified range as instructed in the manual, must not connect into 220VAC directly.c) The product is requested common anode connection. The wrong connection will cause a malfunction.

surplife APP

CE FC RoHS

MADE IN CHINA

Instruction

CE FC RoHS

MADE IN CHINA

Germany

I:Hast du "mancini" gesagt

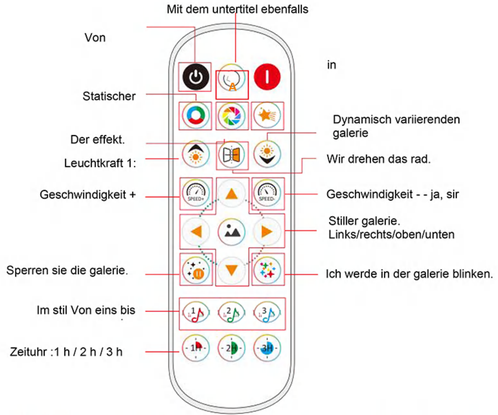

Geschwindigkeit + / - geschwindigkeit

- Geschwindigkeit erhöhen/verringerung im effekt
- Geschwindigkeit hinzufügen/vermindern im dynamischen galerie-modus
- Digitalgalerie mit der linken/rechten/der rechten/der linken/der linken/der linken/der linken/der linken/der linken/der linken/der linken/der unteren hälfte des musikmusters

II.Was sache mit set:

1) auf der schnittstelle kann farbe kalibriert und die horizontale rotation eingestellt werden.

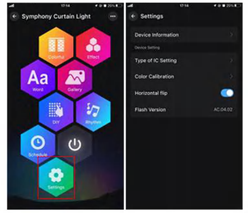

2) wirkungsfunktion hinzufügen

Mit 17 eingebaute lichteinwirkungen beeinflussen geschwindigkeit und helligkeit.



III. Einzelheiten über die APP

1) .Colorful

16 millionen farben! Wir haben eine wahl! Sie können die farbe der lichterfarbe bzw. den eindruck des bildes ändern und einstellen

(3) galerie in funktion

Wählen sie das eingebaute dynamische und das statische muster. Die lampen können die lichteinwirkung entsprechend dem ausgewählten muster anzeigen

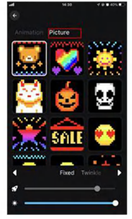

(4) schriftfunktion

Klicken sie auf "k", um einen text Oder ein eingerichtetes muster hinzuzufügen Sie können die farbe Oder die grundfarbe des textes ändern Es sind effekte auf den ganz unten und unten, flackern und intubieren möglich.

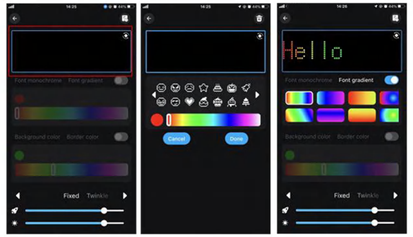

5)Funktion DIY funktion

1. Klicken sie auf "+" um mehrere bildschirme zu erstellen, um eine dynamische lichteinwirkung zu erzeugen

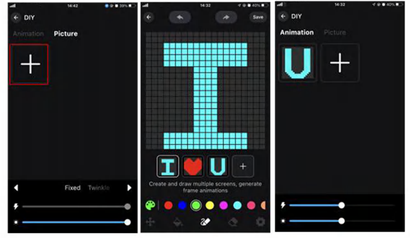

2. Klicken sie auf "+", um ein freies bild und einen freien text zu bekommen Er kann sich auch rauf und runter bewegen, Sie blinkt und blinkt und schon Perfekt für deinen lieblingsanlass zu sein.



2. Mikrofone, mann.

Wenn du in diesem fon sitzt, ändert sich die farbe des lichtes mit dem rhythmus des klanges Fang die geräusche. Mikrofon können durch die grimasse reguliert werden. Haben Im kontrollgerät gibt es zwei tonsignale, dazu ein eingebettetes und ein externe mikrofon (für sprachgesteuerte schallplatten)

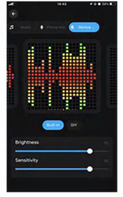

6). Auf musikgeschmack.

1. Licht synchronisiert mit musik.

Klicken sie, um musik hinzuzufügen - Oder eine eingebaute musikbibliothek zu importieren

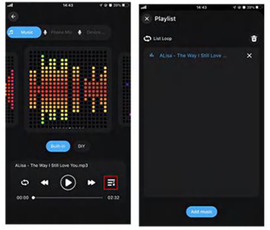

7) gruppenkontrolle

Das modell ermöglicht die schaffung unterschiedlicher gruppen, die mehrere kontrollpunkte gleichzeitig kontrollieren.

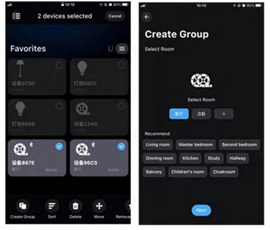

8) die muß eingestellt werden

Das intelligente licht schaltet zu einer bestimmten zeit automatisch ein und aus, wählt die gewünschten effekte und farben und speichern sie die gewünschte farbe

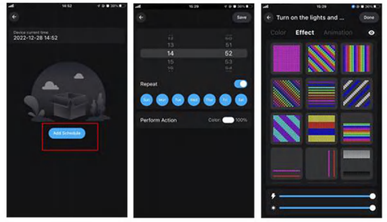

Darauf kommt es an.

A) bitte in trockener umgebung anwenden B) geben sie eine voltzahl an, die in der ausgabeliste angegeben ist, ohne direkten zugriff auf 220 vacs zu erlaubenC) dieses produkt erfordert eine kollabierende verbindung Falsche kabel führen zu einer fehlfunktion.

surplife APP

CE FC RoHS

MADE IN CHINA

Instruction

CE FC RoHS

MADE IN CHINA

France

I: Instrucción clave

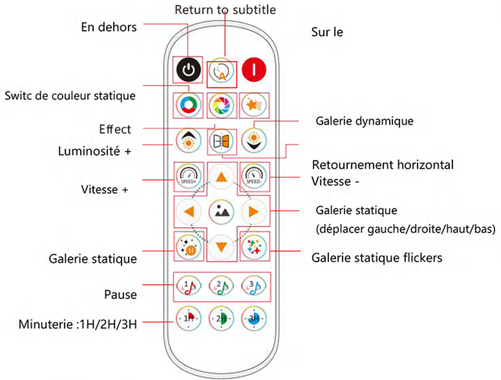

Vitesse +/-

· augmentation/diminution de la vitesse en mode effet

· augmentation/diminution de la vitesse en mode galerie dynamique

· augmentation/diminution de la vitesse en mode gauche/droite/haut/bas de la galerie statique · augmentation/diminution de la sensibilité en mode musiqu

II. Les droits de l'homme À propos des paramètres:

1) dans l' interface de réglage, vous pouvez définir le calibrage de couleur, retournement horizontal.

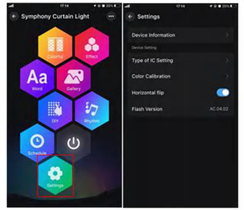

2) fonction d' effet

Il y a intégré 17 effets d'éclairage, et la vitesse et la luminosité réglables.

III: introduction détaillée des fonctions de l'application

1) .coloré

16 millions de couleurs peuvent être récupérées! Vous pouvez modifier la couleur de la lumière de rideau dans la section entière ou la peinture de point, et ajuster la luminosité.

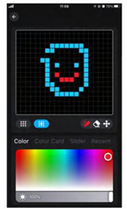

3) fonction de galerie

Modèle dynamique intégré et sélection de modèle statique, lampe à rideau selon l'effet d'éclairage d' affichage de modèle sélectionné.

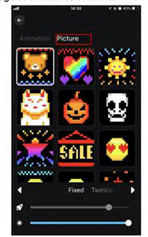

4) fonction de police

Cliquez sur "□" pour ajouter du texte ou un motif intégré. Vous pouvez changer la couleur ou la couleur de base du texte. Il réalise également de haut en bas, autour, le scintillement, fixe et d'autres effets.

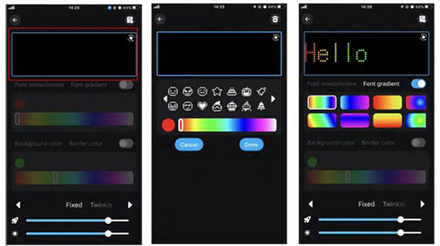

5) fonction de DIY

1. Cliquez sur "+" pour créer plusieurs écrans pour générer des effets d' éclairage dynamiques.

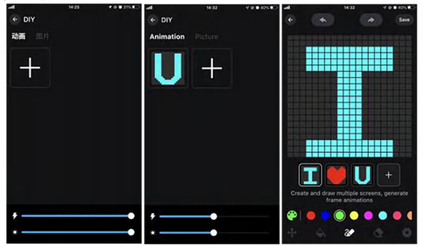

2. Cliquez sur "+" pour faire des modèles et destextes arbitraires DIY. Il peut également réalise en haut et en bas, Autour, scintillement, fixe et d' autres effets. Créez l' atmosphère parfaite pour votre occasion spéciale préférée.



2. Le micro

La couleur des lumières changera avec le rythme sonore lorsque votre microphone de téléphone Attrape le son. La sensibilité du microphone peut être réglée par le curseur. Il y a desDeux, façonsd' entrer le signal audio sur le contrôleur,microphone intégré à l' application et microphone externe (pour la version de contrôle du son).

6). Mode musique

1. Fonction de synchronisation de l' éclairage et du rythme de musique.

Cliquez sur «ajouter de la musique» > importer un fichier de musique ou l' importez-le à partir de la bibliothèque de musique intégrée.

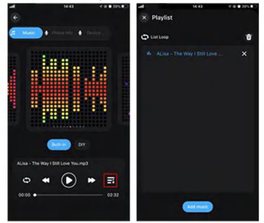

7) contrôle de groupe

Ce mode vous permet de créer différents groupes pour contrôler plus d' un contrôleur à En même temps.

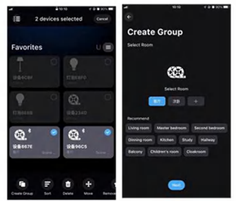

8) minuterie légère

Les lumières intelligentes s' allument et s' éteignent automatiquement à des moments donnés grâce à la fonction de minuterie, choisissez votre effet préféré et la couleur puis enregistrez-le.

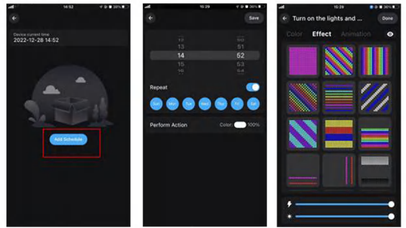

Les Attentions

A) veuillez utiliser le produit dans un environnement sec. B) pour la tension d' entrée, veuillez utiliser la tension cc dans la gamme spécifiée comme indiqué dans le manuel, ne doit pas se connecter directement à 220VAC. C) le produit est demandé connexion anode commune. Une mauvaise connexion provoquera un dysfonctionnement.

surplife APP

CE FC RoHS

MADE IN CHINA

Instruction

CE FC RoHS

MADE IN CHINA

Japanese

I:キーインストラクション

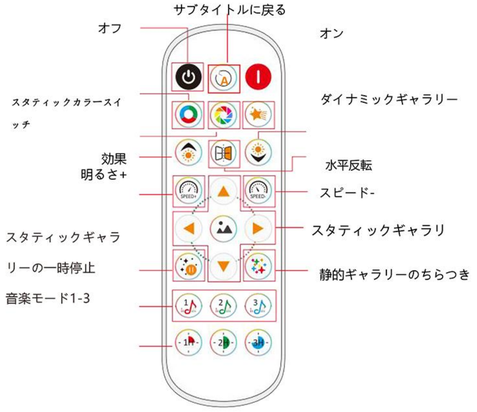

スピード+/-

·エフェクトモードでの速度の増減

·ダイナミックギャラリーモードでの速度の増減

·スタティックギャラリーの左/右/アップ/ダウンモードでの速度の増加/減少 · 音楽モードの感度の増加/減少

II.設定について：

1）設定インターフェースでは、

カラーキャリブレーション、水平反転を設定します。

2）効果機能

17の照明効果が組み込まれており、

調整可能な速度と明るさ。



III:APP機能の詳細な導入

1）。カラフルな

1600万色を拾うことができます!セクション全体またはポイントペイントでカーテンライトカラーを編集し、明るさを調整できます。

3）ギャラリー機能

内蔵のダイナミックパターンと静的パターン選択、選択したパターン表示照明効果に応じたカーテンランプ。

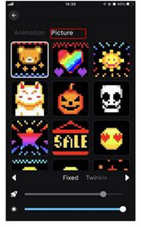

4）フォント機能

「□」をクリックして、テキストまたは組み込みパターンを追加します。テキストの色または基本色を変更できます。また、上下、周辺、ちらつき、固定、その他の効果も達成します。

5）DIY機能

1. 「+」をクリックして、複数の画面を作成し、ダイナミックな照明効果を生成します。

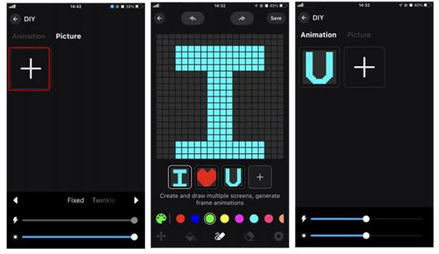

2. 「+」をクリックして、DIYの任意のパターンを作りますそしてテキスト。それはまた、達成することができ、ダウン、アラウンド、フリッカー、固定、その他効果。完璧な雰囲気を作り出すあなたの好きな特別な日のために。



2.ミック

携帯電話のマイクが音をキャッチすると、ライトの色は音のリズムに合わせて変化します。マイクの感度はスライダーで調整できます。コントローラーにオーディオ信号を入力するには、内蔵のAPPマイクと外部マイク(サウンドコントロールバージョン用)の2つの方法があります。

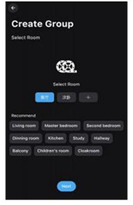

6）。音楽モード

1.照明と音楽リズムの同期機能。

「音楽を追加」>音楽ファイルをインポートするか、内蔵の音楽ライブラリからインポートします。

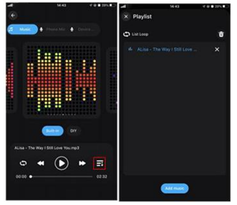

7)グループコントロール

このモードでは、異なるグループを作成して、複数のコントローラーを同時に制御できます。

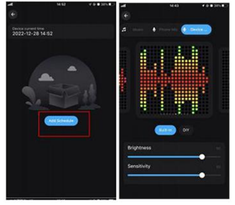

8) ライトタイマー

スマートライトは、タイマー機能を使用して、特定の時間に自動的にオンとオフになり、お気に入りのエフェクトと色を選択し、保存します。

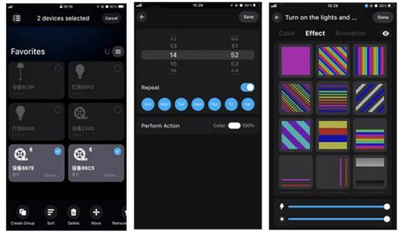

注意

a）乾燥した環境で製品を使用してください。

b）入力電圧については、マニュアルの指示に従って指定された範囲内のDC電圧を使用し、220VACに直接接続しないでください。

c）製品は共通アノード接続が要求されます。間違った接続は誤動作を引き起こします。

surplife APP

CE FC RoHS

MADE IN CHINA

Instruction

CE FC RoHS

MADE IN CHINA

Spain

I: Instrucción clave

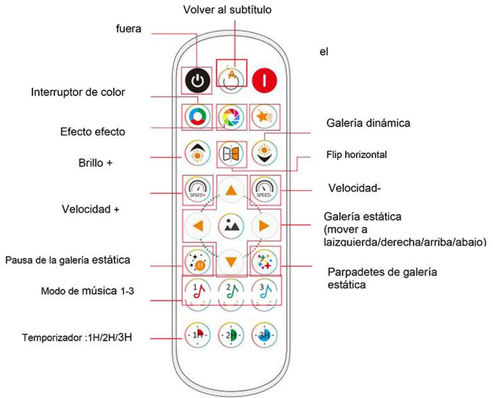

Velocidad +/-

· la velocidad aumenta/disminuye en el modo efecto

· la velocidad aumenta/disminuye en el modo de galería dinámica

· aumento/disminución de la velocidad en el modo izquierda/derecha/arriba/abajo de la galería estática · aumento/disminución de la sensibilidad en el modo de música

II. Acerca de los ajustes:

1) en la interfaz de ajuste, puede configurar la calibrde color, flip horizontal.

2) efecto de la función

Hay incorporados 17 efectos de iluminación, velocidad y brillo ajustables.



III: introducción detallada de las funciones APP

1).Colorful

¡Se pueden recoger 16 millones de colores! Puede editar el color de la luz de la cortina en toda la sección o pintura de punto, y ajustar el

3) función de la galería

Diseño dinámico integrado y selección de diseño estático, lámpara cortina según el efecto de iluminación de la pantalla seleccionada.

4) función de fuente

Haga clic en "□" para añadir texto o patrón incorporado. Puede cambiar el color o el color base del texto. También logra efectos arriba y abajo, alrededor, parpadeo, fijo y otros.

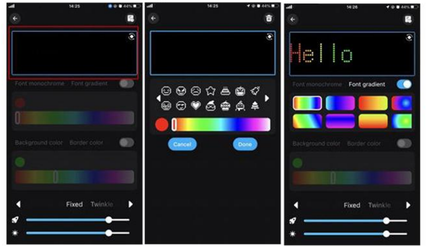

5) función de bricolaje

1. Haga clic en "+" para crear varias pantallas para generar efectos de iluminación dinámicos.

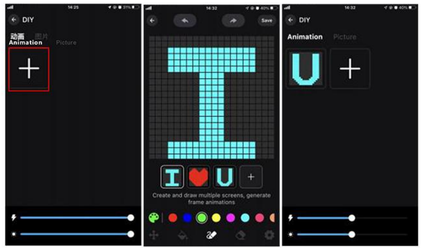

2. Haga clic en "+" para hacer DIY patrones arbitry textos. También puede lograr arriba y abajo,Efectos alrededor, parpadeo, fijos y otros. Cree el ambiente perfecto para su ocasión especial favorita.



2. MIC

El color de las luces cambiará con el ritmo de sonido cuando el micrófono del teléfono Capta el sonido. La sensibilidad del micrófono puede ser ajustada por el deslizador. Hay Dos formas de entrada de la señal de audio en el controlador, integrado en micrófono APP y micrófono externo (para la versión de control de sonido).

6). Modo de música

1. Función de sincronización de iluminación y ritmo musical.Haga clic en "Add Music" (añadir música) > importar un archivo de música o importarlo desde la biblioteca de música integrada.

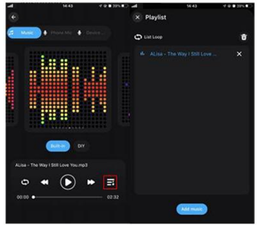

7) Control de grupo

Este modo te permite crear diferentes grupos para controlar más de un controlador en

El mismo tiempo.

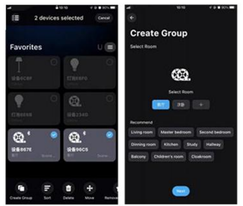

8) temporizador ligero

Las luces inteligentes se encienden y apagautomáticamente en determinados momentos a través de la función de temporiz, elija su efecto y color favorito y luego guárdelo.

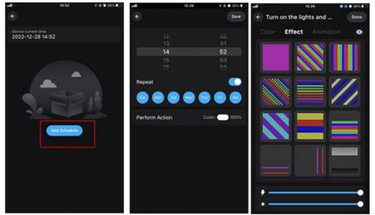

Atenciones

a) Utilice el producto en un ambiente seco.

b) Para el voltaje de entrada, utilice el voltaje de CC dentro del rango especificado como se indic a en el manual, no debe conectarse directamente a 220VAC.

c) Se solicita una conexión de ánodo común al producto. La conexión incorrecta causará un mal funcionamien

surplife APP

CE FC RoHS

MADE IN CHINA

Instruction

CE FC RoHS

MADE IN CHINA

Italy

I: istruzione chiave

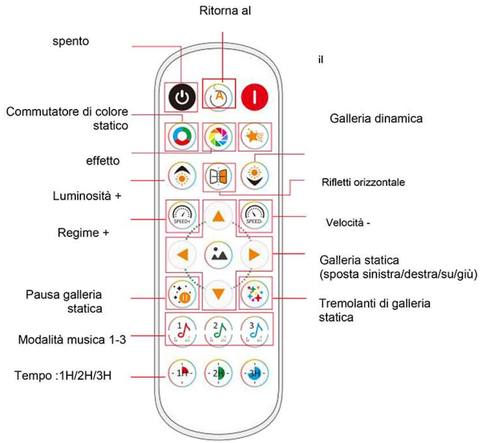

Velocità +/-

· la velocità aumenta/diminuisce nella modalità effetto

· la velocità aumenta/diminuisce In modalità galleria dinamica

· la velocità aumenta/diminuisce nel modo di sinistra/destra/su/giù della galleria statica · aumenta/diminuisce la sensibilità nel modo musicale

II. Informazioni sulle impostazioni:

1) nell'interfaccia di impostazione è possibile impostare la calibrazione del colore, capovolgere orizzontalmente.

2) funzione dell' effetto

Sono incorporati 17 effetti di illuminazione, velocità e luminosità regolabili.



III: introduzione dettagliata delle funzioni dell' app

1). Colorato

Si possono prelevare 16 milioni di colori! È possibile modificare il colore della luce della tenda in tutta la sezione o disegno punto, e regolare la luminosità.

3) funzione galleria

Motivo dinamico incorporato e selezione statica del motivo, lampada a tenda a tenda secondo l'effetto di illuminazione del motivo selezionato.

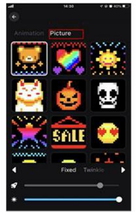

4) funzione del carattere

Fai clic su "seleziona" per aggiungere testo o motivo incorporato. Puoi cambiare il colore o il colore di base del testo. Raggiunge anche su e giù, intorno, tremolante, fissi e altri effetti.

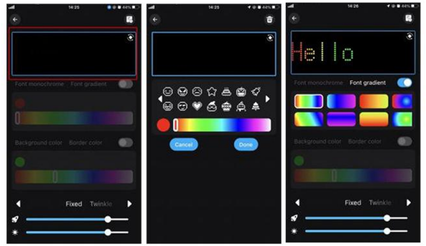

5) funzione DIY

1. Fare clic su "+" per creare schermi multipli per generare effetti di illuminazione dinamica.

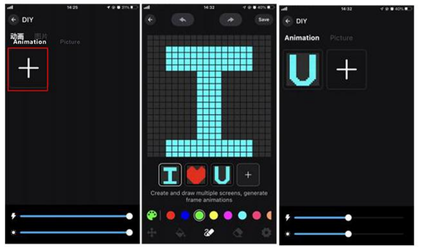

2. Fai clic su "+" per fare strani motivi e testi arbitrari. Può anche fare su e giù, Intorno, tremolante, effetti fissi e altri effetti. Crea un'atmosfera perfetta per la tua occasione speciale preferita.



2. MIC

Il colore delle luci cambierà con il ritmo del suono quando il microfono del telefono è acceso Cattura il suono. La sensibilità del microfono può essere regolata dal cursore. Ci sono Due modi per immettere il segnale audio sul controllore, costruito nel microfono APP e nel microfono esterno (per la versione di controllo del suono).

6). Modalità musica

1. Funzione di sincronizzazione dell' illuminazione e del ritmo musicale.

Fai clic su 'aggiungi musica' > importa un file musicale o lo importa dalla libreria musicale incorporata.

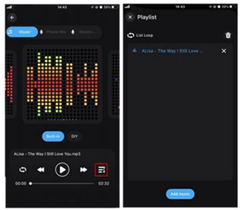

7) controllo di gruppo

Questa modalità permette di creare gruppi diversi per controllare più di un controller allo stesso tempo.

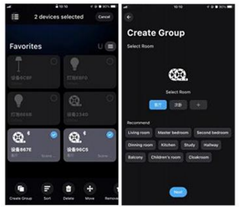

8) timer luminoso

Le luci intelligenti si accendono e spengono automaticamente in determinati momenti attraverso la funzione timer, scegli il tuo effetto preferito e il colore lo salva.

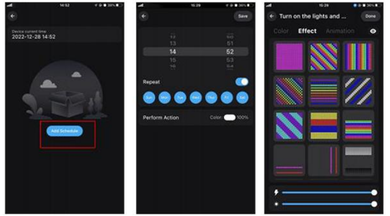

Attenzioni

A) utilizzare il prodotto in ambiente asciutto.

B) per la tensione di ingresso, utilizzare la tensione cc entro l'intervallo specificato secondo le istruzioni del manuale, non deve essere collegata direttamente a 220VA

C.) il prodotto è richiesto collegamento anodico comune. La connessione sbagliata causerà un malfunzionamento.

surplife APP

CE FC RoHS

MADE IN CHINA

Instruction

CE FC RoHS

MADE IN CHINA

FCC Warnning:

This equipment has been tested and found to comply with the limits for a Class B digital device, pursuant to part 15 of the FCC Rules. These limits are designed to provide reasonable protection againstharmful interference in a residential installation. This equipment generates, uses and can radiateradio frequency energy and, if not installed and used in accordance with the instructions, maycause harmful interference to radio communications. However, there is no guarantee thatinterference will not occur in a particular installation. If this equipment does cause harmfulinterference to radio or television reception, which can be determined by turning the equipmentoff and on, the user is encouraged to try to correct the interference by one or more of thefollowing measures:

- Reorient or relocate the receiving antenna.
- Increase the separation between the equipment and receiver.
- Connect the equipment into an outlet on a circuit different from that to which the receiver is connected.
- Consult the dealer or an experienced radio/TV technician for help.

Caution: Any changes or modifications to this device not explicitly approved by manufacturer could void your authority to operate this equipment.

This device complies with part 15 of the FCC Rules. Operation is subject to the following two conditions:

(1)This device may not cause harmful interference, and (2) this device must accept any interference received, including interference that may cause undesired operation.

This equipment complies with FCC radiation exposure limits set forth for an uncontrolled environment. This equipment should be installed and operated with minimum distance 0cm between the radiator and your body.