Appendix B

Report No.:	CISRR24032210302
FCC ID:	2BFNA-LT3688
Product Name:	Smart Ring
Model No.:	LT3688
Test Engineer:	Lucas Huang
Supervised by:	Rory Huang

Conducted Peak Output Power

Test Result

Mode	Channel	Peak Output Power (dBm)	Peak Output Power (mW)	Limit (dBm)	Result
LE	0	-1.295	0.74	30	PASS
	19	-1.787	0.66	30	PASS
	39	-0.694	0.85	30	PASS
2LE	0	-0.840	0.82	30	PASS
	19	-1.216	0.76	30	PASS
	39	-0.216	0.95	30	PASS

99% Bandwidth

Test Result

Mode	Channel	99% BW (MHz)
LE	0	1.0330
LE	19	1.0290
LE	39	1.0340
2LE	0	2.0650
2LE	19	2.0630
2LE	39	2.0580

Test Graphs

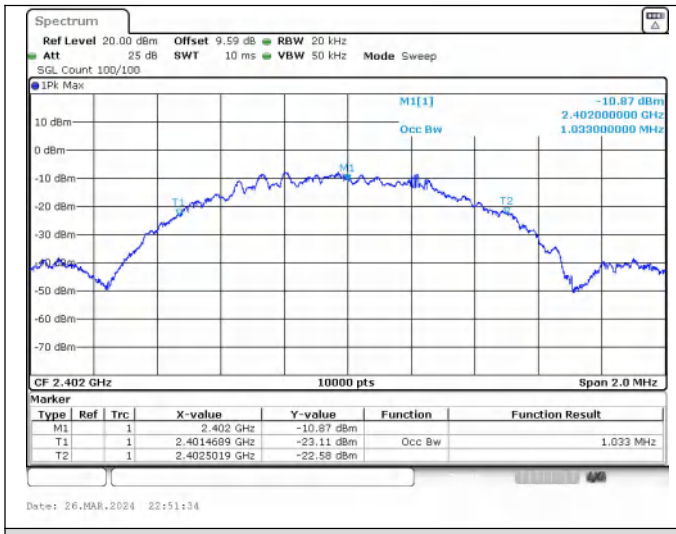

LE_Channel 0

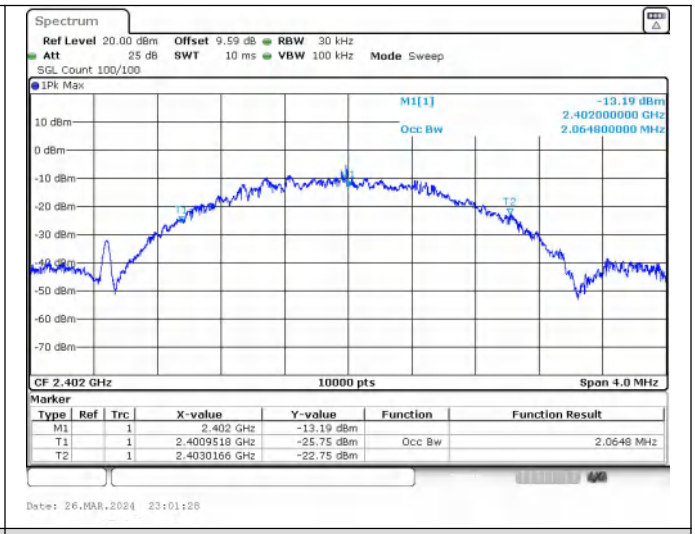

2LE_Channel 0

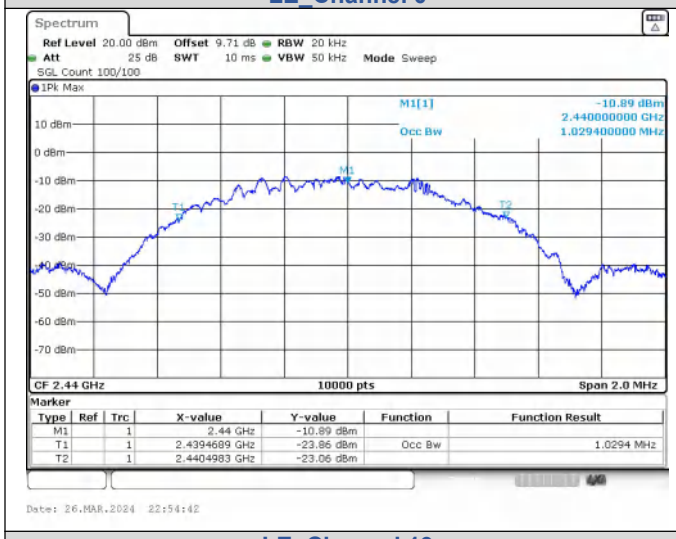

LE_Channel 19

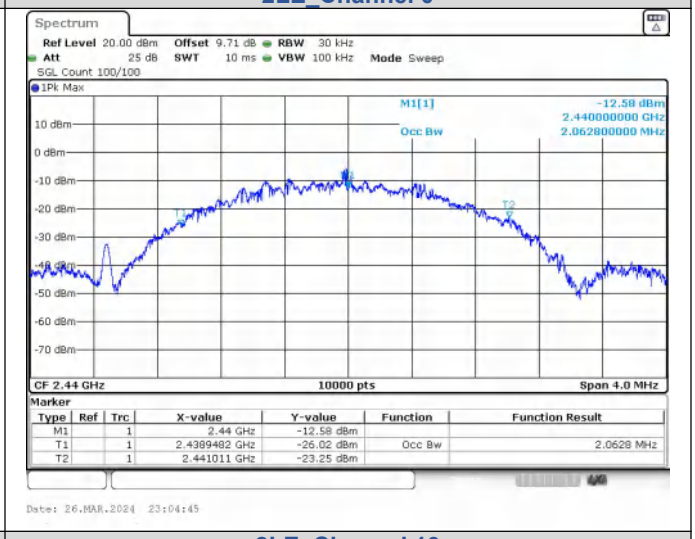

2LE_Channel 19

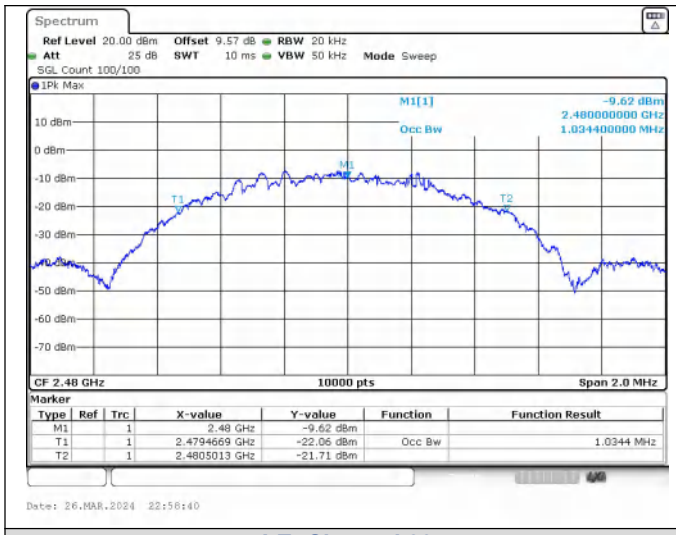

LE_Channel 39

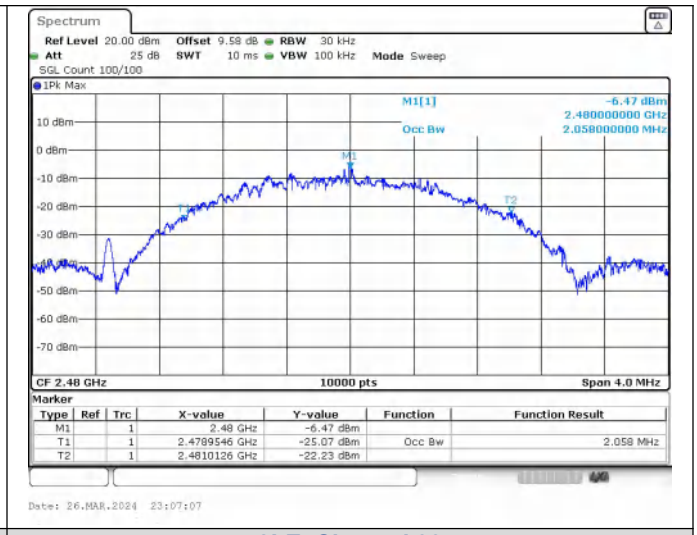

2LE_Channel 39

6dB Bandwidth

Test Result

Mode	Channel	Center Frequency (MHz)	6 dB Bandwidth (MHz)	Limit (MHz)	Result
LE	0	2402	0.6500	0.5	PASS
	19	2440	0.6600		PASS
	39	2480	0.6600		PASS
2LE	0	2402	1.130		PASS
	19	2440	1.140		PASS
	39	2480	1.140		PASS

Test Graphs

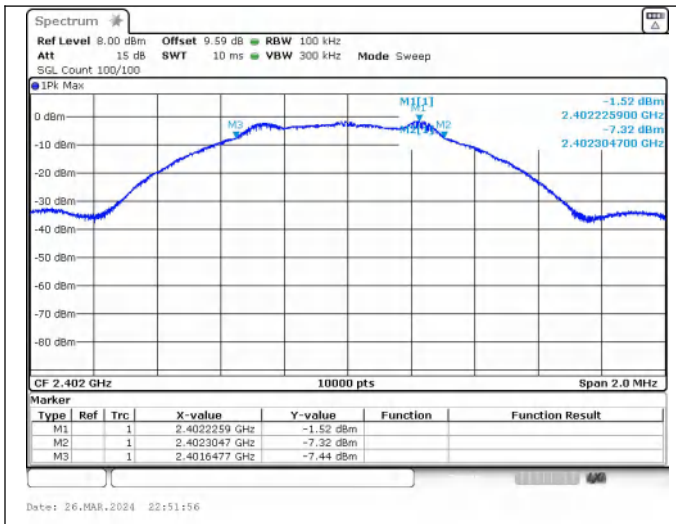

LE_Channel 0

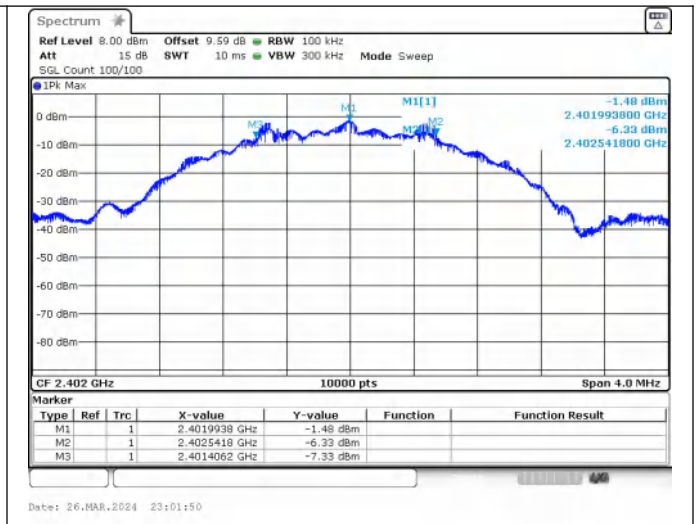

2LE_Channel 0

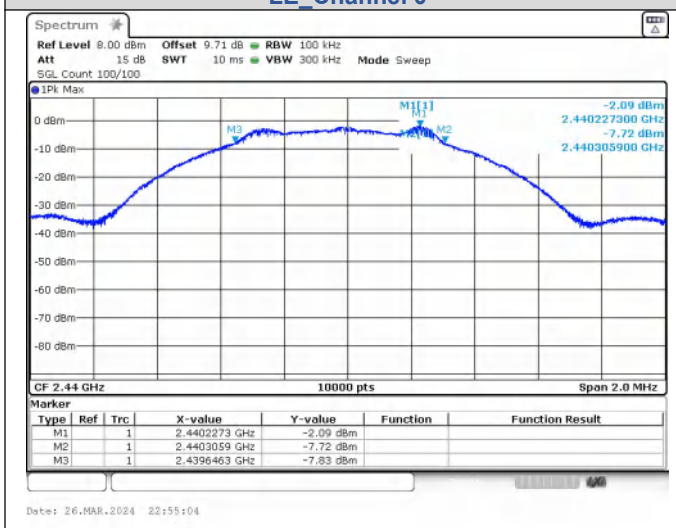

LE_Channel 19

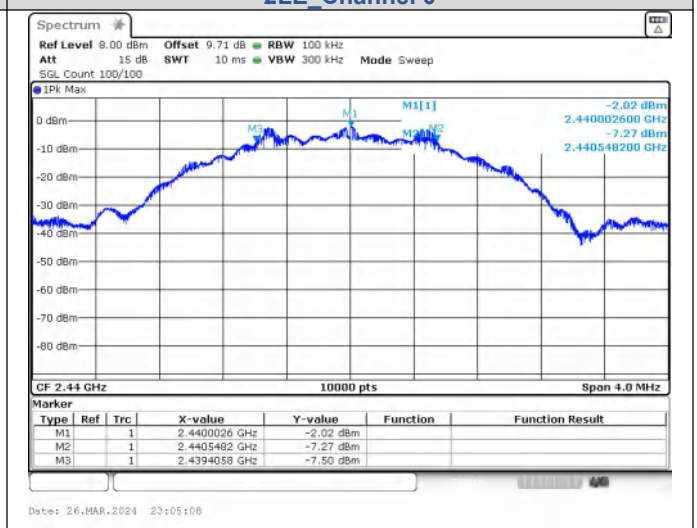

2LE_Channel 19

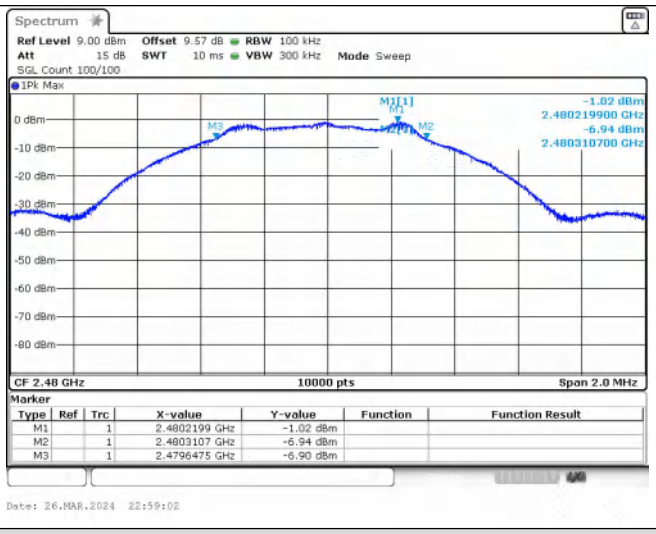

LE_Channel 39

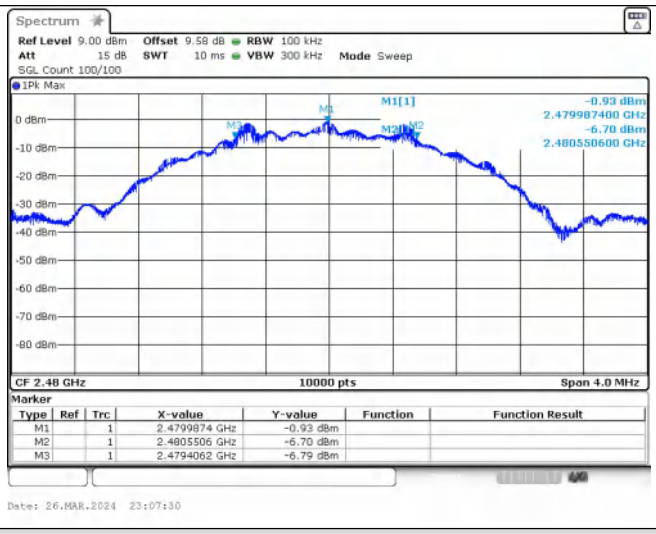

2LE_Channel 39

Conducted Out Of Band Emission

Test Result

Mode	Channel	OOB Emission Frequency (MHz)	OOB Emission Level (dBm)	Limit (dBm)	Over Limit (dB)	Result
LE	0	2400.00	-47.263	-21.63	-25.633	PASS
		2398.87	-43.430	-21.63	-21.800	PASS
		9602.20	-46.173	-21.63	-24.543	PASS
	19	9753.73	-45.323	-22.09	-23.233	PASS
	39	2483.50	-45.132	-20.97	-24.162	PASS
		7434.02	-45.955	-20.97	-24.985	PASS
2LE	0	2400.00	-35.135	-21.53	-13.605	PASS
		7200.14	-46.055	-21.53	-24.525	PASS
	19	9753.73	-45.114	-22.36	-22.754	PASS
	39	2483.50	-51.712	-20.88	-30.832	PASS
		9914.37	-48.137	-20.88	-27.257	PASS

Test Graphs

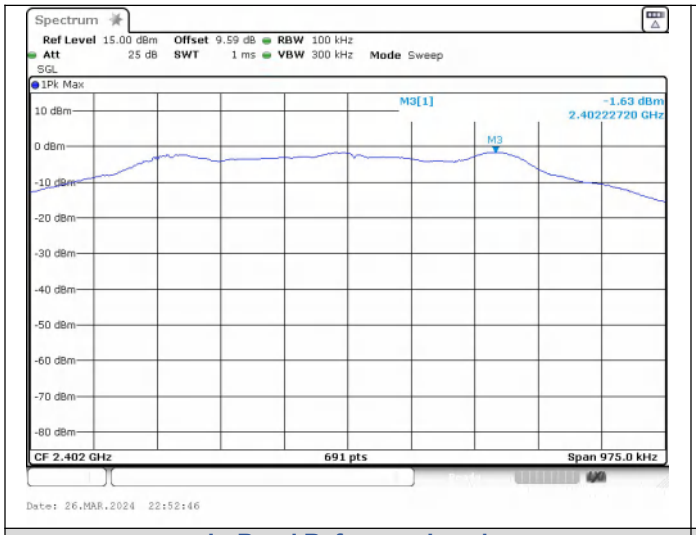

In-Band Reference Level
LE_Channel 0

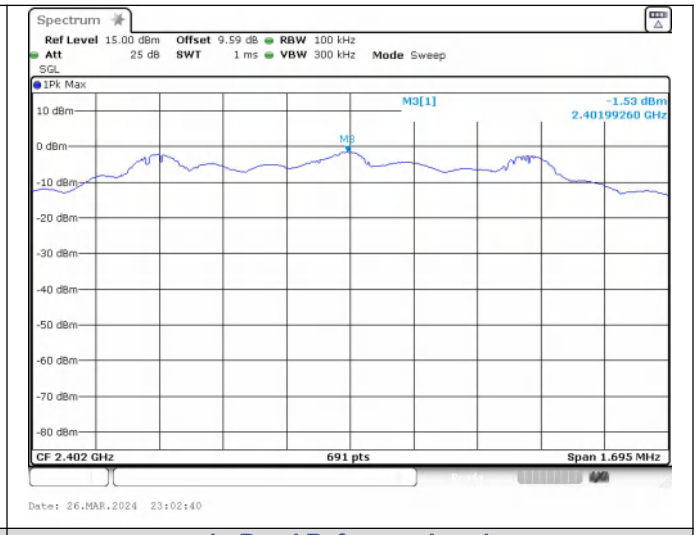

In-Band Reference Level
2LE_Channel 0

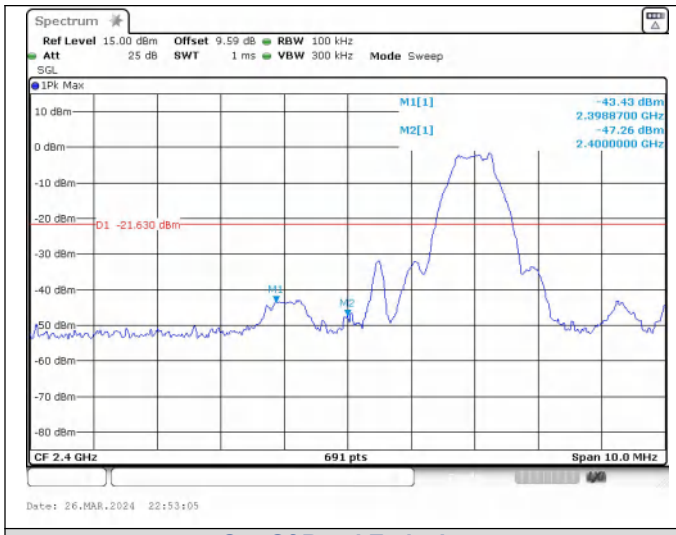

Out Of Band Emission
LE_Channel 0

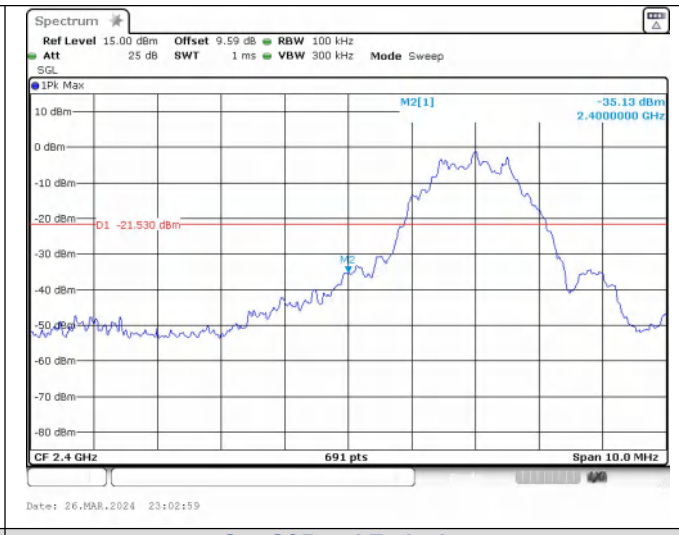

Out Of Band Emission
2LE_Channel 0

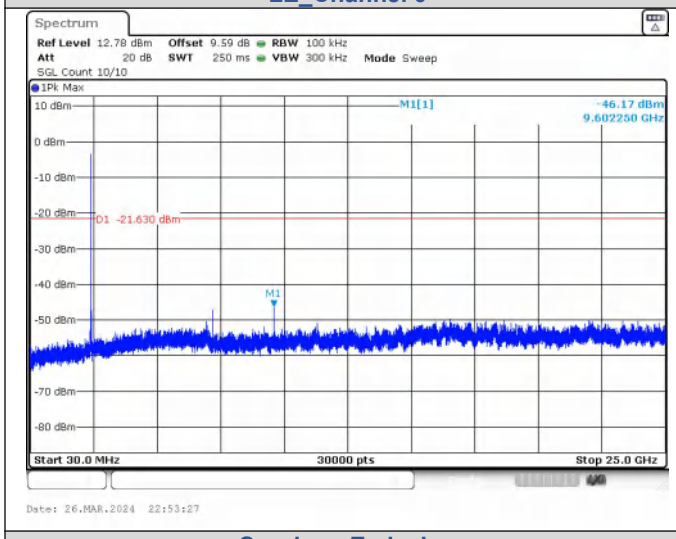

Spurious Emission
LE_Channel 0

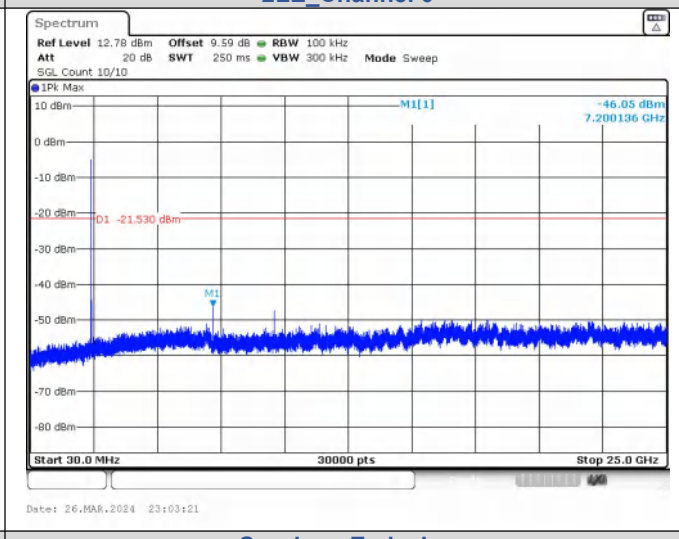

Spurious Emission
2LE_Channel 0

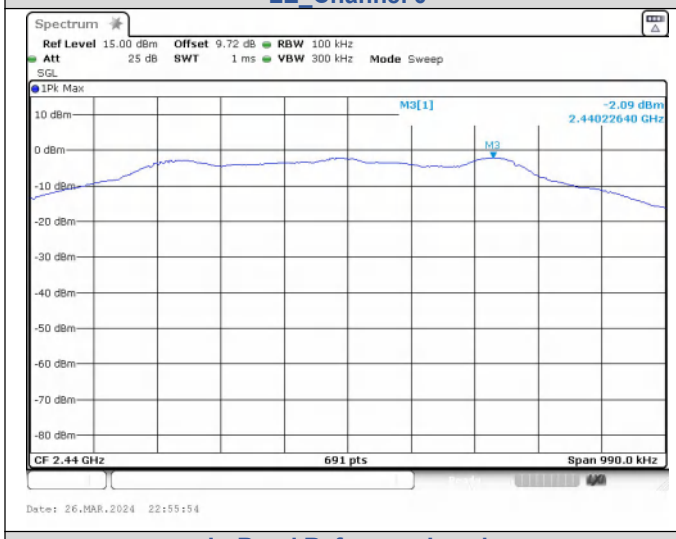

In-Band Reference Level

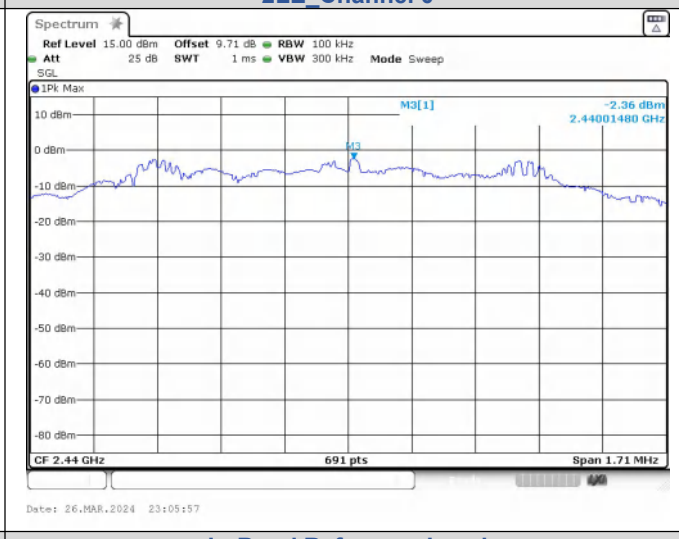

In-Band Reference Level

LE_Channel 19

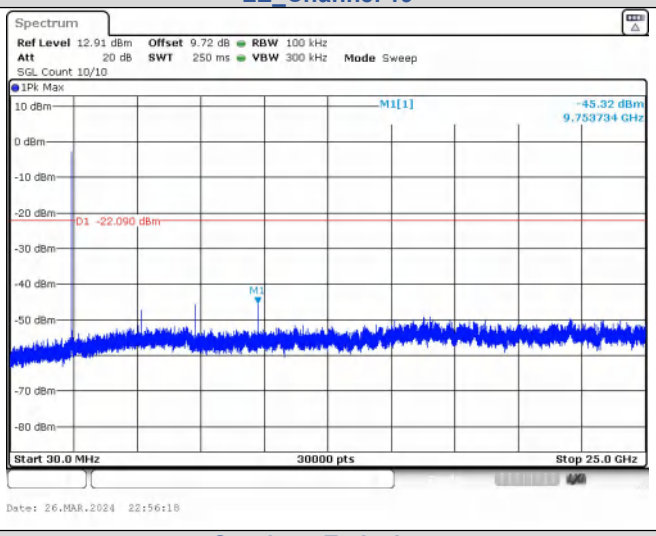

2LE_Channel 19

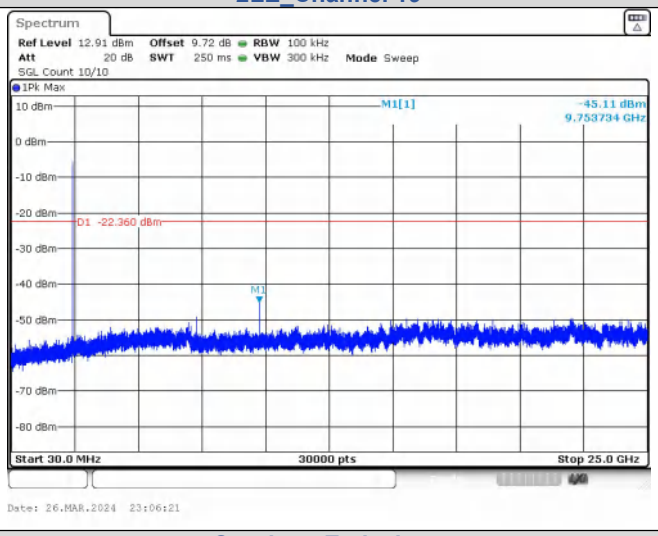

Spurious Emissions LE_Channel 19

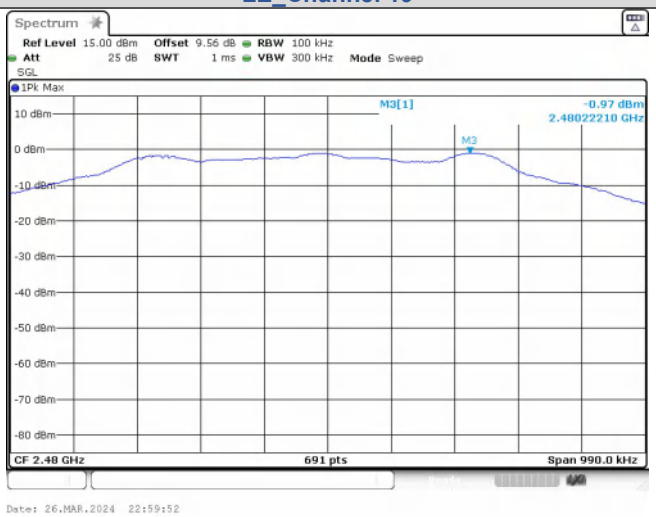

Spurious Emissions 2LE_Channel 19

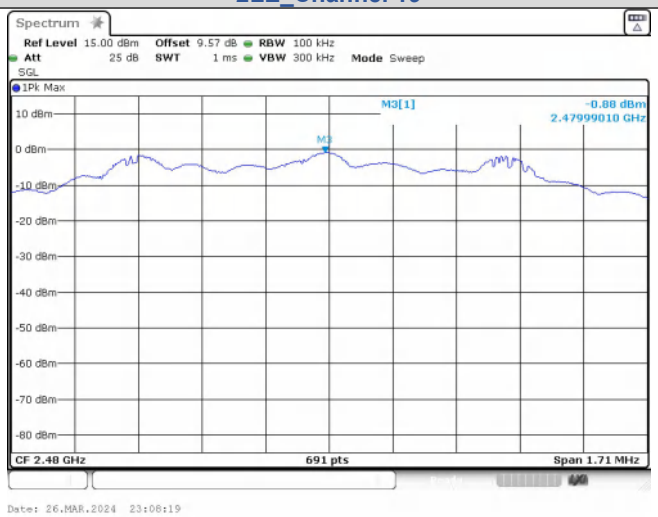

In-Band Reference Level LE_Channel 39

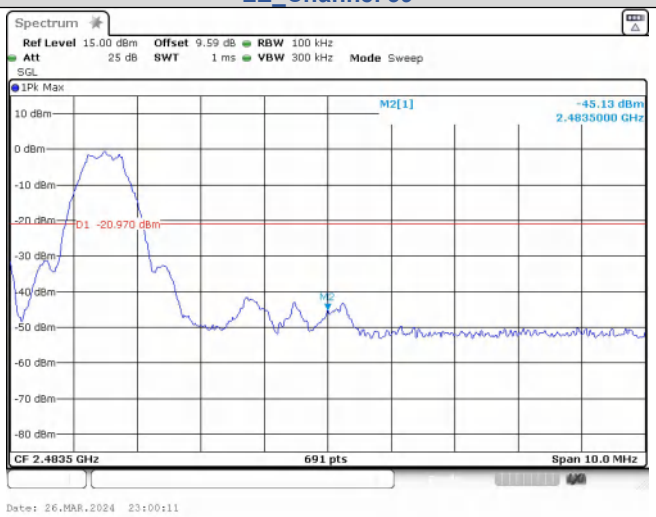

In-Band Reference Level 2LE_Channel 39

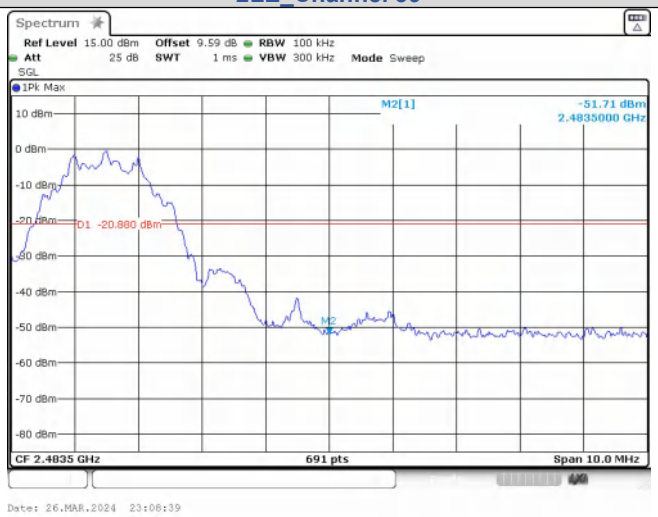

Out Of Band Emission LE_Channel 39	Out Of Band Emission 2LE_Channel 39
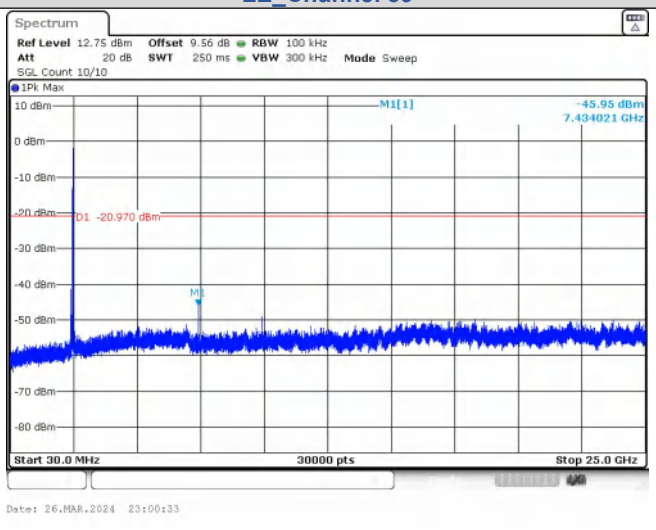	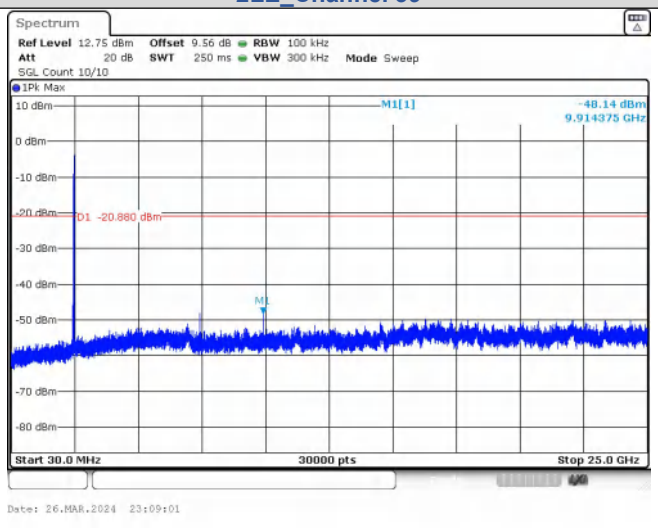
Spurious Emission LE_Channel 39	Spurious Emission 2LE_Channel 39

Duty Cycle

Test Result

Mode	Channel	On Time (ms)	Period (ms)	Duty Cycle (%)	Duty Cycle (linear)	Duty Cycle Factor (dB)	1/T
LE	0	2.134	2.499	85.41	0.8541	0.6849	0.47
	19	2.134	2.500	85.37	0.8537	0.6869	0.47
	39	2.133	2.499	85.37	0.8537	0.6869	0.47
2LE	0	1.082	2.500	43.29	0.4329	3.6361	0.92
	19	1.081	2.499	43.27	0.4327	3.6381	0.93
	39	1.081	2.499	43.27	0.4327	3.6381	0.93

Test Graphs

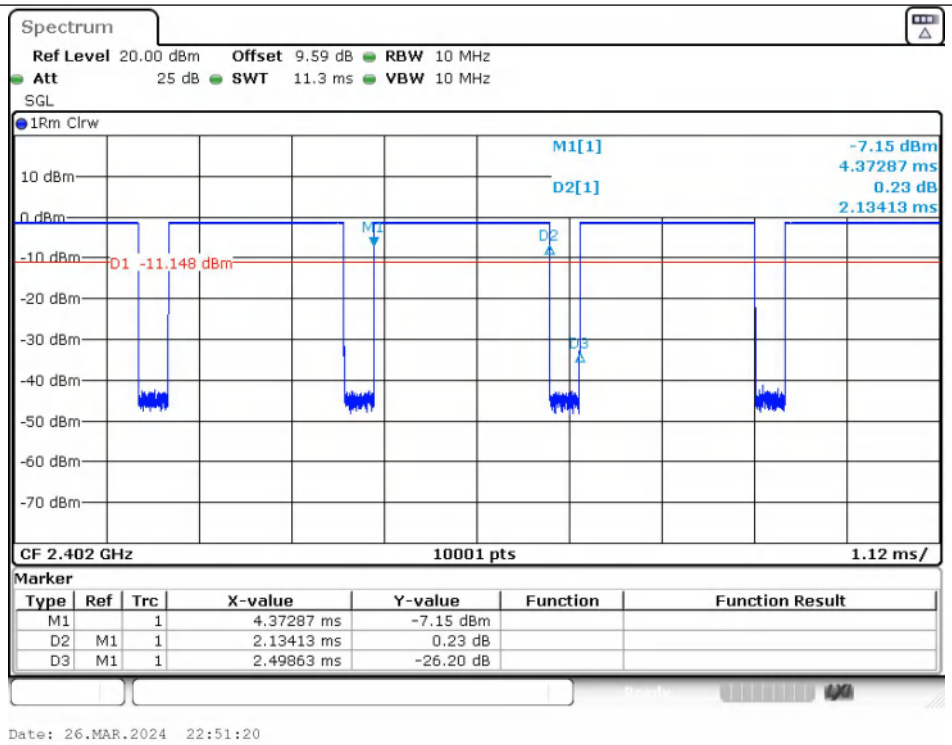

LE

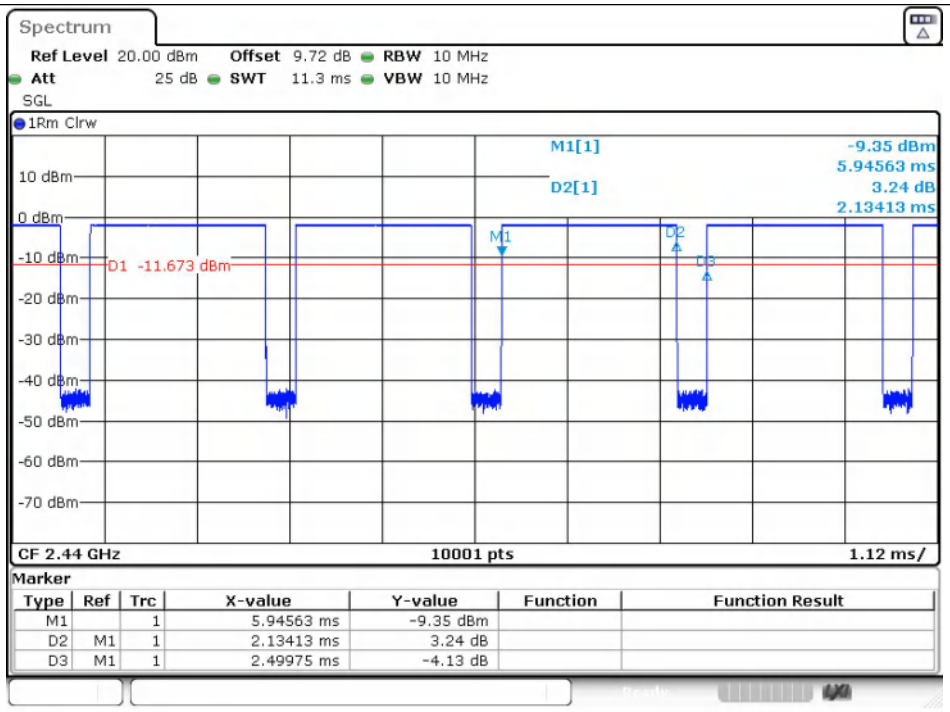

Marker						
Type	Ref	Trc	X-value	Y-value	Function	Function Result
M1		1	5.94563 ms	-9.35 dBm		
D2	M1	1	2.13413 ms	3.24 dB		
D3	M1	1	2.49975 ms	-4.13 dB		

Date: 26.MAR.2024 22:54:27

LE

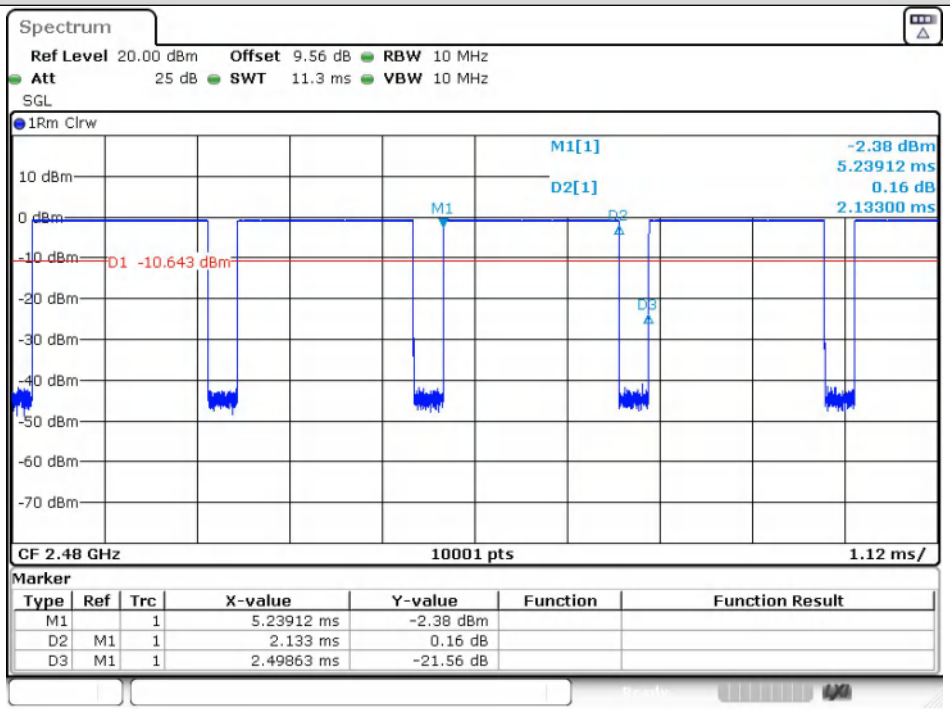

Marker						
Type	Ref	Trc	X-value	Y-value	Function	Function Result
M1		1	5.23912 ms	-2.38 dBm		
D2	M1	1	2.133 ms	0.16 dB		
D3	M1	1	2.49863 ms	-21.56 dB		

Date: 26.MAR.2024 22:58:26

LE

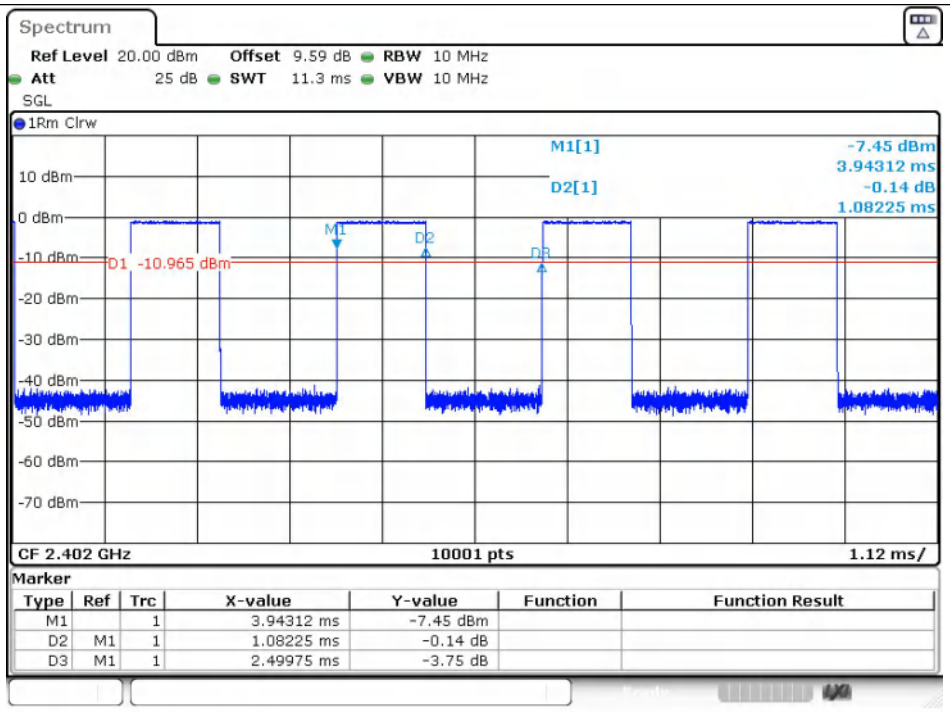
Spectrum
Ref Level 20.00 dBm Offset 9.59 dB RBW 10 MHz
Att 25 dB SWT 11.3 ms VBW 10 MHz
SGL
1Rm Clrw
M1[1] -7.45 dBm
3.94312 ms
D2[1] -0.14 dB
1.08225 ms
10 dBm
0 dBm
-10 dBm
-20 dBm
-30 dBm
-40 dBm
-50 dBm
-60 dBm
-70 dBm
D1 -10.965 dBm
M1
D2
D3
CF 2.402 GHz
10001 pts
1.12 ms/
Marker
Type Ref Trc X-value Y-value Function Function Result
M1 1 3.94312 ms -7.45 dBm
D2 M1 1 1.08225 ms -0.14 dB
D3 M1 1 2.49975 ms -3.75 dB
Date: 26.MAR.2024 23:01:14

2LE

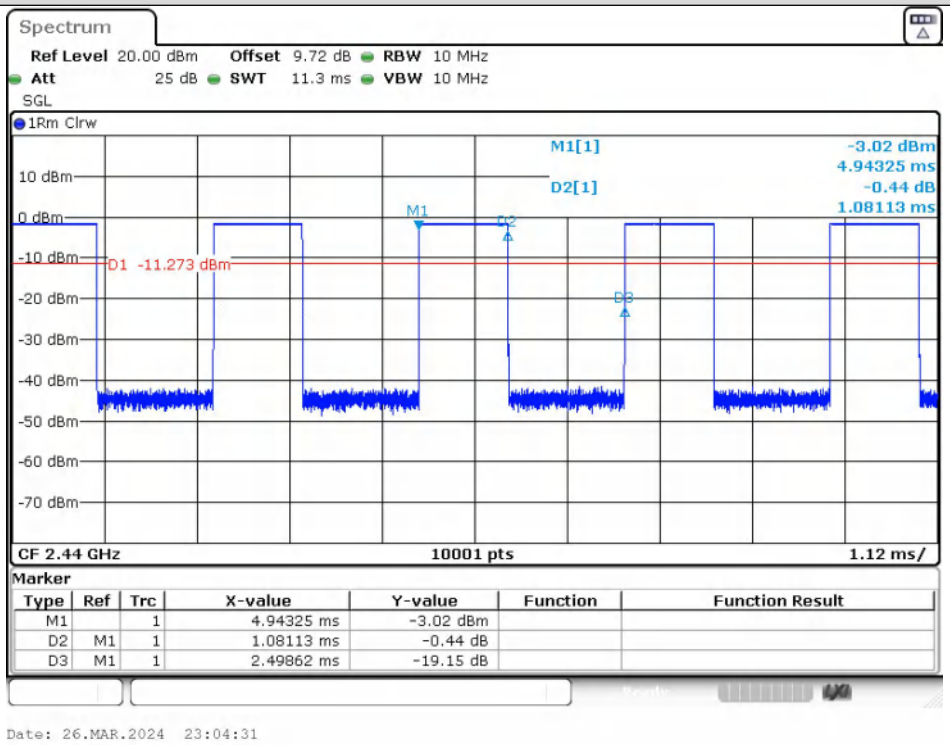
Spectrum
Ref Level 20.00 dBm Offset 9.72 dB RBW 10 MHz
Att 25 dB SWT 11.3 ms VBW 10 MHz
SGL
1Rm Clrw
M1[1] -3.02 dBm
4.94325 ms
D2[1] -0.44 dB
1.08113 ms
10 dBm
0 dBm
-10 dBm
-20 dBm
-30 dBm
-40 dBm
-50 dBm
-60 dBm
-70 dBm
D1 -11.273 dBm
M1
D2
D3
CF 2.44 GHz
10001 pts
1.12 ms/
Marker
Type Ref Trc X-value Y-value Function Function Result
M1 1 4.94325 ms -3.02 dBm
D2 M1 1 1.08113 ms -0.44 dB
D3 M1 1 2.49862 ms -19.15 dB
Date: 26.MAR.2024 23:04:31

2LE

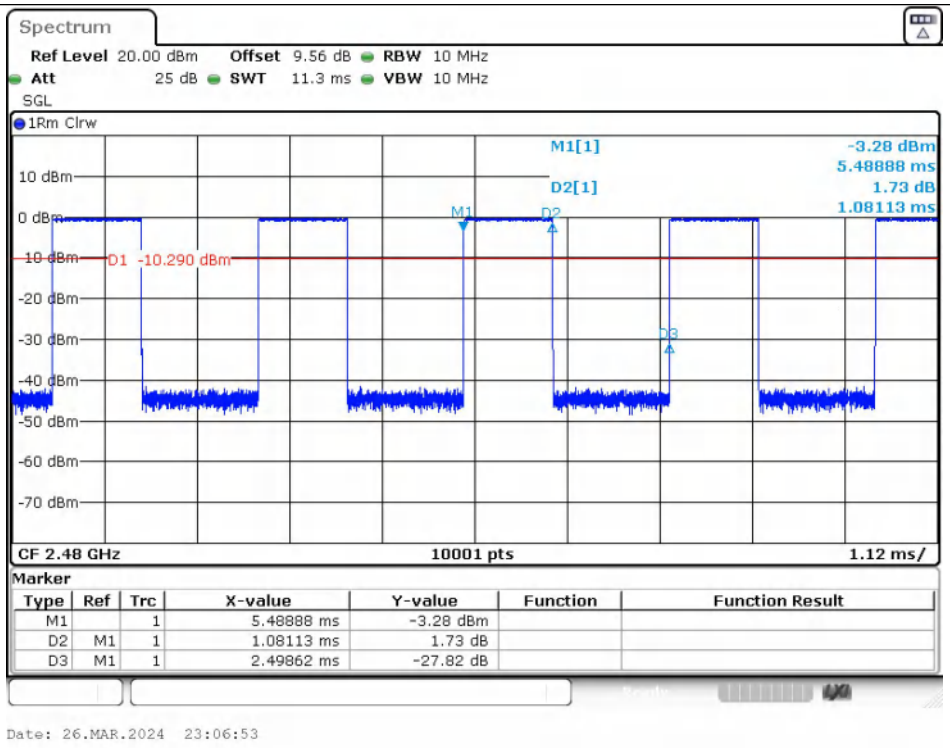
Spectrum
Ref Level 20.00 dBm Offset 9.56 dB RBW 10 MHz
Att 25 dB SWT 11.3 ms VBW 10 MHz
SGL
1Rm Clrw
M1[1] -3.28 dBm
5.48888 ms
D2[1] 1.73 dB
1.08113 ms
10 dBm
0 dBm
-10 dBm
-20 dBm
-30 dBm
-40 dBm
-50 dBm
-60 dBm
-70 dBm
D1 -10.290 dBm
M1
D2
D3
CF 2.48 GHz
10001 pts
1.12 ms/
Marker
Type Ref Trc X-value Y-value Function Function Result
M1 1 5.48888 ms -3.28 dBm
D2 M1 1 1.08113 ms 1.73 dB
D3 M1 1 2.49862 ms -27.82 dB
Date: 26.MAR.2024 23:06:53

2LE

Power Spectral Density

Test Result

Mode	Channel	PSD (dBm/3kHz)	Limit (dBm/3kHz)	Result
LE	0	-17.599	8	PASS
LE	19	-18.206	8	PASS
LE	39	-17.105	8	PASS
2LE	0	-19.455	8	PASS
2LE	19	-20.004	8	PASS
2LE	39	-18.966	8	PASS

Test Graphs

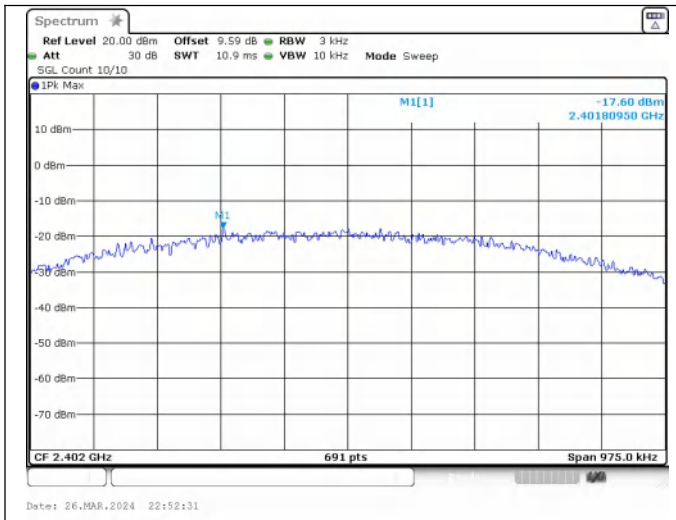

LE_Channel 0

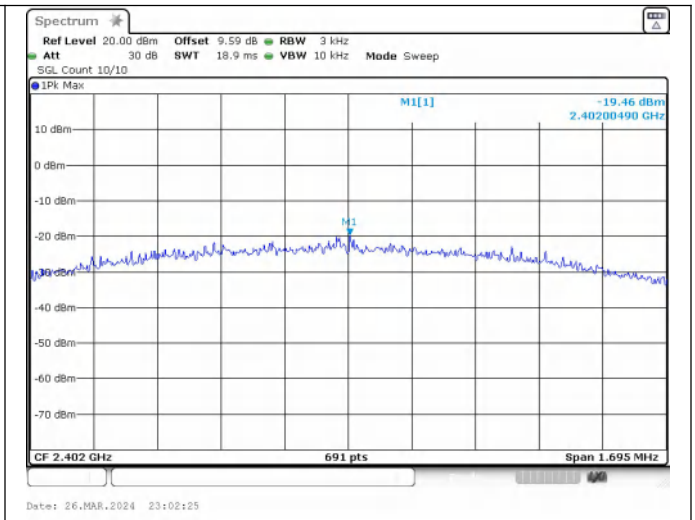

2LE_Channel 0

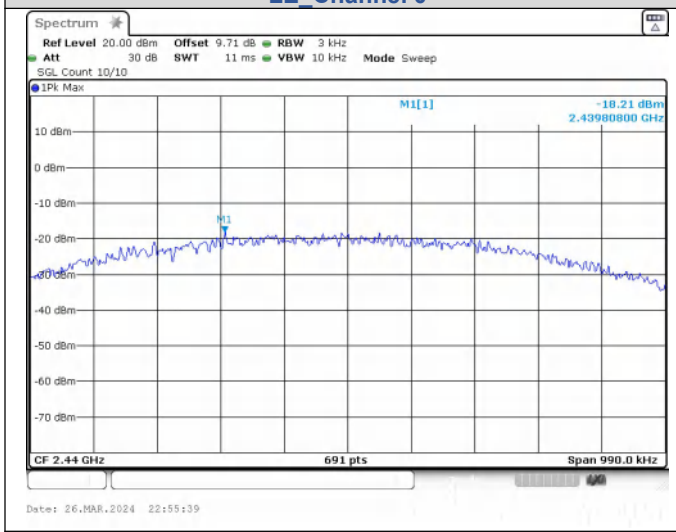

LE_Channel 19

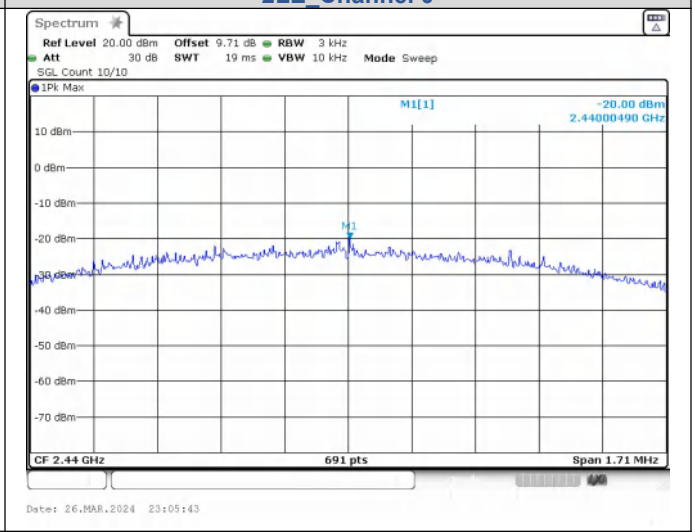

2LE_Channel 19

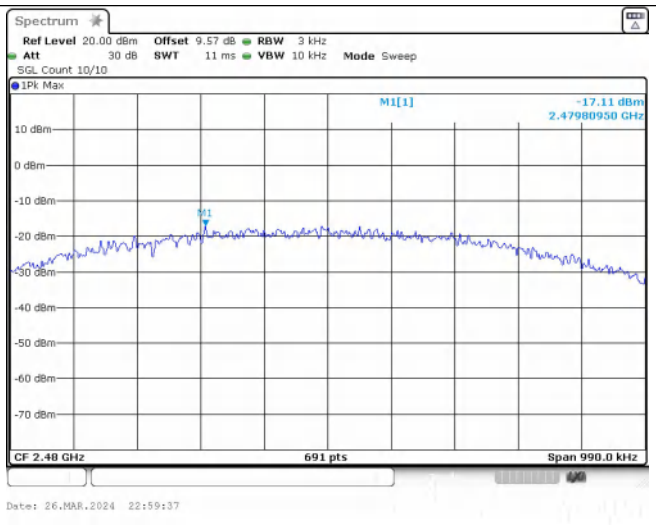

LE_Channel 39

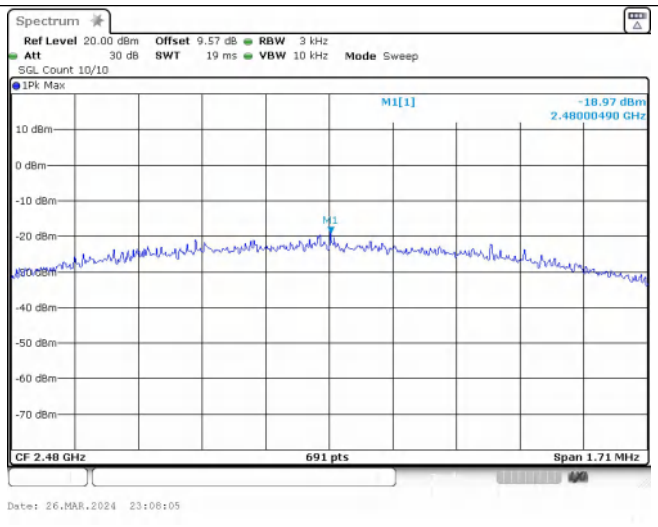

2LE_Channel 39