Appendix Test Data

Report No.:	18220WC40059901	Test Sample No.:	1-2-2
Start Test Date:	2024.04.10	Finish Test Date:	2024.04.13
Test Engineer:	Joker Huang	Auditor:	Justin Feng
Temperature:	24.3℃	Relative Humidity:	49%
Pressure:	101kPa		

Appendix A: 20dB Bandwidth

Test Result

Test Mode	Antenna	Frequency[MHz]	20dB EBW[MHz]	FL[MHz]	FH[MHz]	Limit[MHz]	Verdict
DH5	Ant1	2402	1.035	2401.460	2402.495	---	---
		2441	1.038	2440.460	2441.498	---	---
		2480	1.017	2479.472	2480.489	---	---
2DH5	Ant1	2402	1.323	2401.337	2402.660	---	---
		2441	1.323	2440.337	2441.660	---	---
		2480	1.332	2479.328	2480.660	---	---
3DH5	Ant1	2402	1.317	2401.343	2402.660	---	---
		2441	1.305	2440.346	2441.651	---	---
		2480	1.293	2479.349	2480.642	---	---

Test Graphs

DH5_Ant1_2402

DH5_Ant1_2441

DH5_Ant1_2480

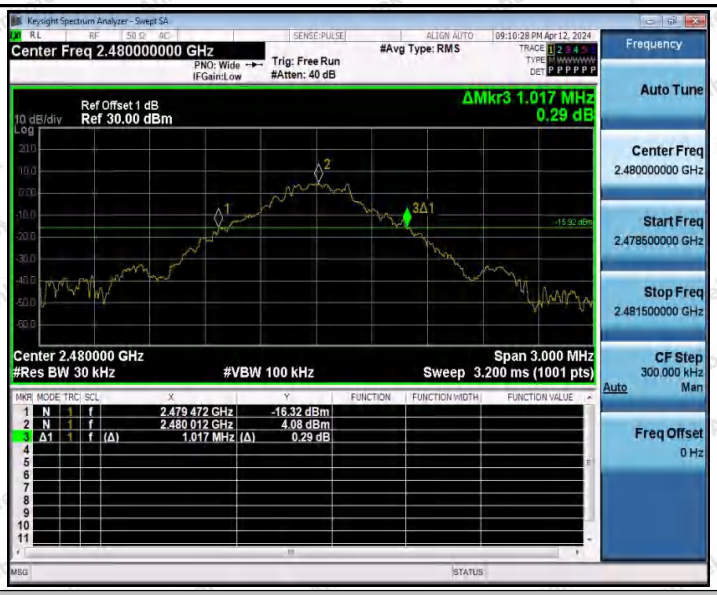

2DH5_Ant1_2402

2DH5_Ant1_2441

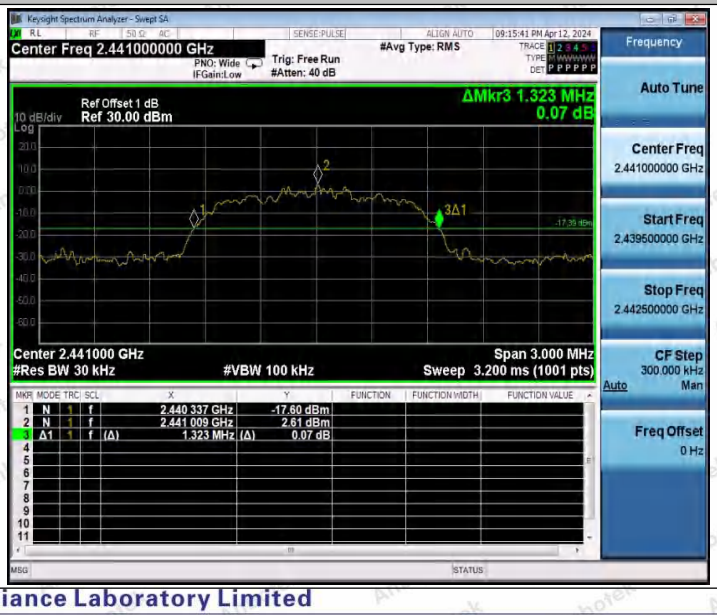

2DH5_Ant1_2480

3DH5_Ant1_2402

3DH5_Ant1_2441

3DH5_Ant1_2480

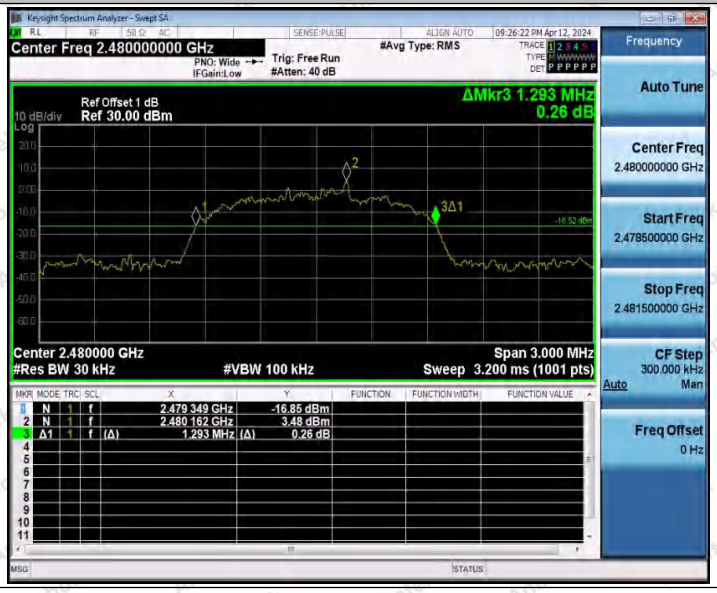

Appendix B: 99% Occupied Bandwidth

Test Result

Test Mode	Antenna	Frequency[MHz]	OCB [MHz]	FL[MHz]	FH[MHz]	Limit[MHz]	Verdict
DH5	Ant1	2402	0.89591	2401.5551	2402.4488	---	---
		2441	0.90126	2440.5505	2441.4568	---	---
		2480	1.6102	2479.2432	2480.4567	---	---
2DH5	Ant1	2402	1.2005	2401.3979	2402.6003	---	---
		2441	1.1997	2440.4005	2441.6008	---	---
		2480	1.1963	2479.4018	2480.5981	---	---
3DH5	Ant1	2402	1.2178	2401.3831	2402.6042	---	---
		2441	1.2147	2440.3868	2441.6036	---	---
		2480	1.2133	2479.3906	2480.6039	---	---

Test Graphs

DH5_Ant1_2402

DH5_Ant1_2441

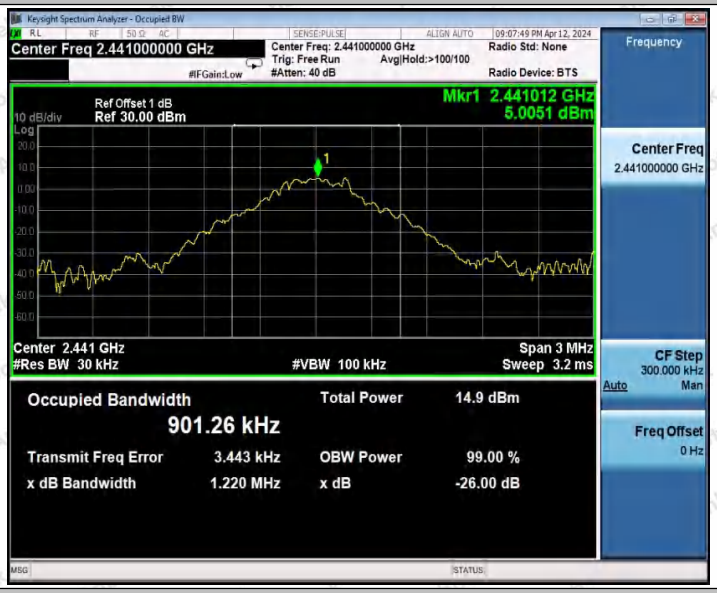

DH5_Ant1_2480

2DH5_Ant1_2402

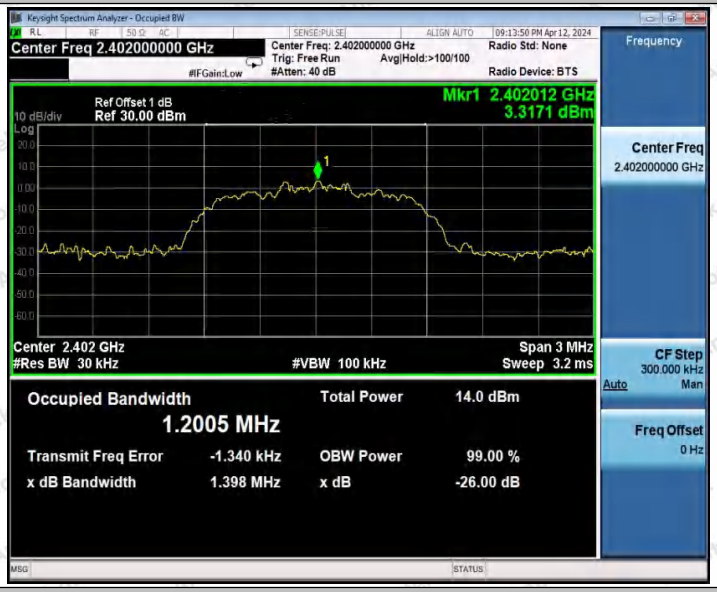

2DH5_Ant1_2441

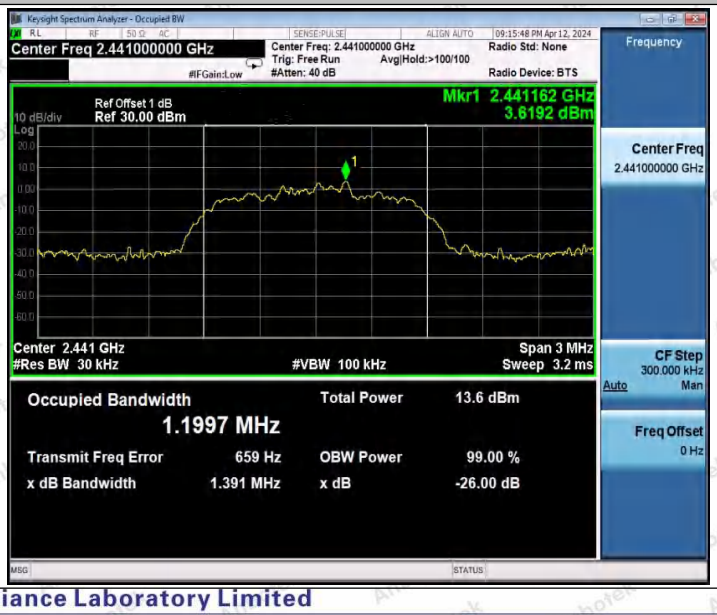

2DH5_Ant1_2480

3DH5_Ant1_2402

3DH5_Ant1_2441

3DH5_Ant1_2480

Appendix C: Maximum Conducted Output Power

Test Result Peak

Test Mode	Antenna	Frequency[MHz]	Conducted Peak Power[dBm]	Conducted Limit[dBm]	Verdict
DH5	Ant1	2402	**8.19**	≤20.97	PASS
		2441	7.53	≤20.97	PASS
		2480	6.80	≤20.97	PASS
2DH5	Ant1	2402	7.75	≤20.97	PASS
		2441	7.08	≤20.97	PASS
		2480	6.21	≤20.97	PASS
3DH5	Ant1	2402	7.87	≤20.97	PASS
		2441	7.18	≤20.97	PASS
		2480	6.38	≤20.97	PASS

Test Graphs

DH5_Ant1_2402

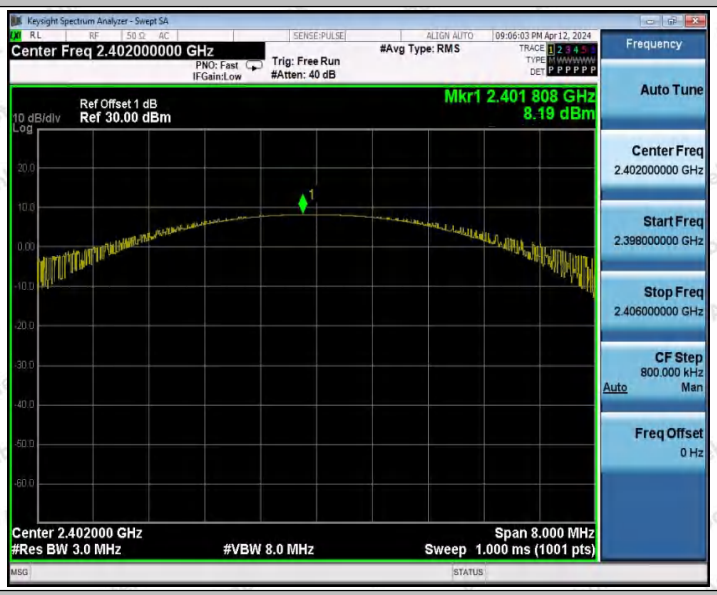

DH5_Ant1_2441

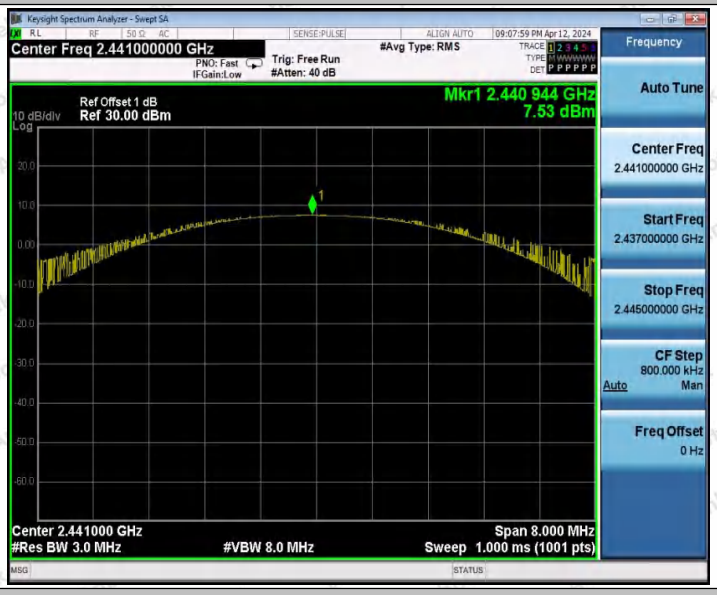

DH5_Ant1_2480

2DH5_Ant1_2402

2DH5_Ant1_2441

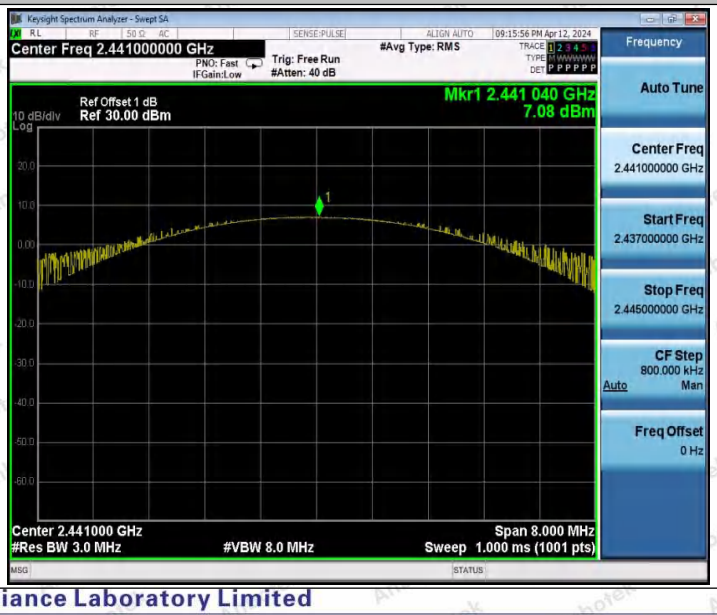

2DH5_Ant1_2480

3DH5_Ant1_2402

3DH5_Ant1_2441

3DH5_Ant1_2480

Appendix D: Carrier Frequency Separation

Test Result

Test Mode	Antenna	Frequency[MHz]	Result[MHz]	Limit[MHz]	Verdict
DH5	Ant1	Hop	0.988	≥0.692	PASS
2DH5	Ant1	Hop	0.988	≥0.888	PASS
3DH5	Ant1	Hop	0.944	≥0.878	PASS

Test Graphs

DH5_Ant1_Hop

2DH5_Ant1_Hop

3DH5_Ant1_Hop

Keysight Spectrum Analyzer - Swept SA
Center Freq 2.441500000 GHz
PNO: Fast
IFGain:Low
Trig: Free Run
#Atten: 40 dB
#Avg Type: RMS
09:33:29 PM Apr 12, 2024
Ref Offset 1 dB
10 dB/div
Ref 30.00 dBm
Log
ΔMkr2 944 kHz
-0.02 dB
Start 2.440500 GHz
#Res BW 300 kHz
#VBW 300 kHz
Stop 2.442500 GHz
Sweep 1.000 ms (1001 pts)
Frequency
Auto Tune
Center Freq
2.441500000 GHz
Start Freq
2.440500000 GHz
Stop Freq
2.442500000 GHz
CF Step
200.000 kHz
Auto
Man
Freq Offset
0 Hz

Appendix E: Dwell Time

Test Result

Test Mode	Antenna	Frequency[MHz]	BurstWidth [ms]	TotalHops [Num]	Result[s]	Limit[s]	Verdict
DH1	Ant1	Hop	0.38	290	0.11	≤0.4	PASS
DH3	Ant1	Hop	1.63	143	0.233	≤0.4	PASS
DH5	Ant1	Hop	2.88	100	0.288	≤0.4	PASS
2DH1	Ant1	Hop	0.38	296	0.112	≤0.4	PASS
2DH3	Ant1	Hop	1.64	151	0.248	≤0.4	PASS
2DH5	Ant1	Hop	2.88	93	0.268	≤0.4	PASS
3DH1	Ant1	Hop	0.39	281	0.11	≤0.4	PASS
3DH3	Ant1	Hop	1.64	148	0.243	≤0.4	PASS
3DH5	Ant1	Hop	2.89	97	0.28	≤0.4	PASS

Test Graphs

DH1_Ant1_Hop

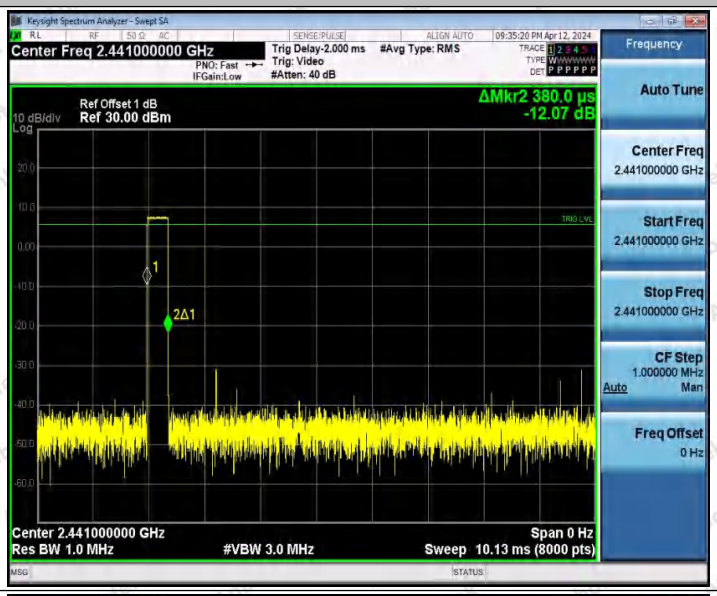

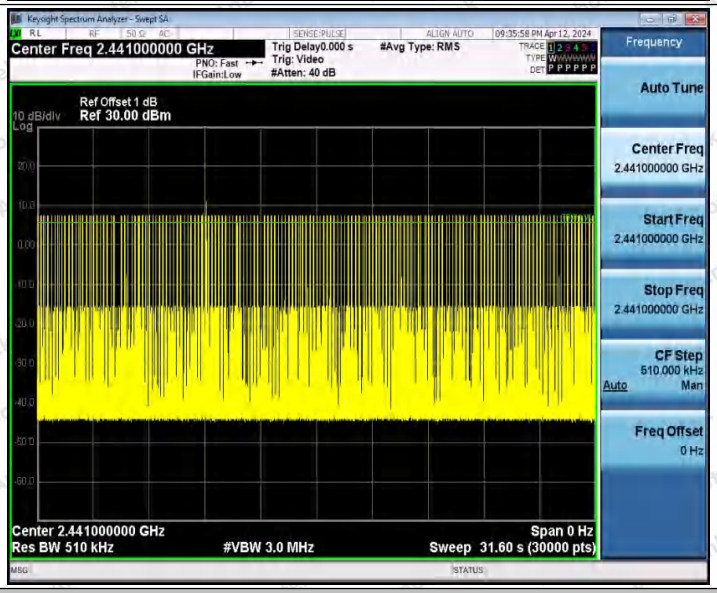

DH3_Ant1_Hop

Keysight Spectrum Analyzer - Swept SA
Center Freq 2.441000000 GHz
Trig Delay-2.000 ms
#Avg Type: RMS
Trig: Video
#Atten: 40 dB
PNO: Fast
IFGain:Low
Ref Offset 1 dB
10 dB/div Ref 30.00 dBm
ΔMkr2 1.630 ms
22.69 dB
Center 2.441000000 GHz
Span 0 Hz
Res BW 1.0 MHz
#VBW 3.0 MHz
Sweep 10.13 ms (8000 pts)
Frequency
Auto Tune
Center Freq 2.441000000 GHz
Start Freq 2.441000000 GHz
Stop Freq 2.441000000 GHz
CF Step 1.000000 MHz
Freq Offset 0 Hz

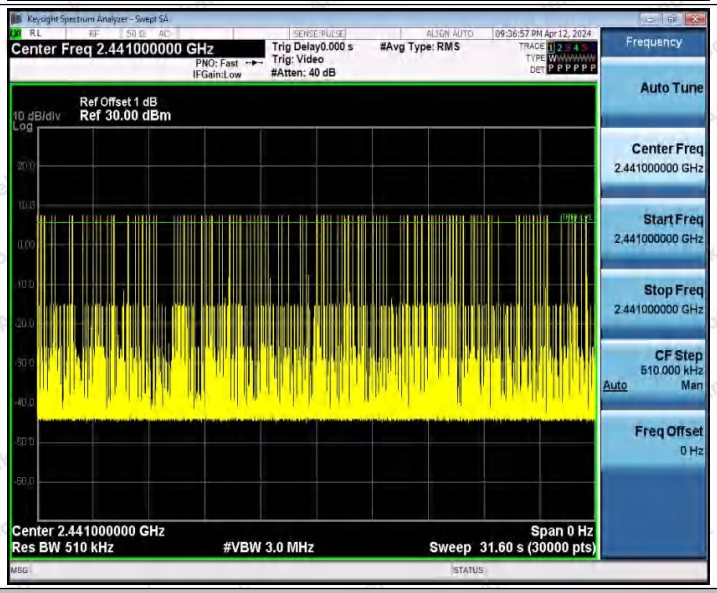
Keysight Spectrum Analyzer - Swept SA
Center Freq 2.441000000 GHz
Trig Delay0.000 s
#Avg Type: RMS
Trig: Video
#Atten: 40 dB
PNO: Fast
IFGain:Low
Ref Offset 1 dB
10 dB/div Ref 30.00 dBm
Center 2.441000000 GHz
Span 0 Hz
Res BW 510 kHz
#VBW 3.0 MHz
Sweep 31.60 s (30000 pts)
Frequency
Auto Tune
Center Freq 2.441000000 GHz
Start Freq 2.441000000 GHz
Stop Freq 2.441000000 GHz
CF Step 510.000 kHz
Freq Offset 0 Hz

DH5_Ant1_Hop

Keysight Spectrum Analyzer - Swept SA
Center Freq 2.441000000 GHz
Trig Delay-2.000 ms
#Avg Type: RMS
Trig: Video
#Atten: 40 dB
PNO: Fast
IFGain:Low
Ref Offset 1 dB
10 dB/div Ref 30.00 dBm
ΔMkr2 2.880 ms
3.90 dB
Center 2.441000000 GHz
Span 0 Hz
Res BW 1.0 MHz
#VBW 3.0 MHz
Sweep 10.13 ms (8000 pts)
Frequency
Auto Tune
Center Freq 2.441000000 GHz
Start Freq 2.441000000 GHz
Stop Freq 2.441000000 GHz
CF Step 1.000000 MHz
Freq Offset 0 Hz

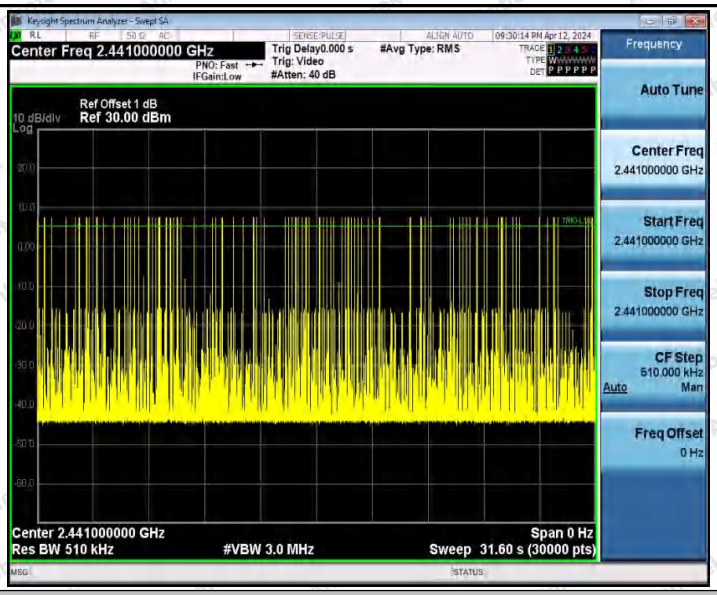

2DH1_Ant1_Hop

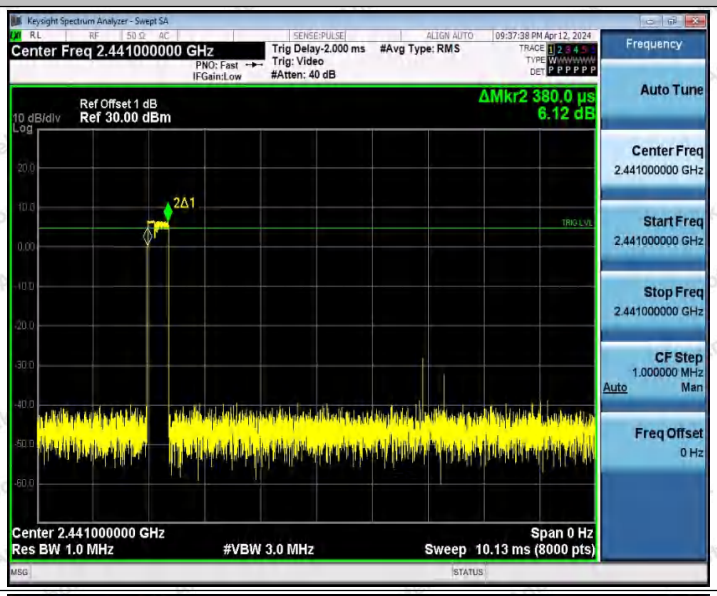

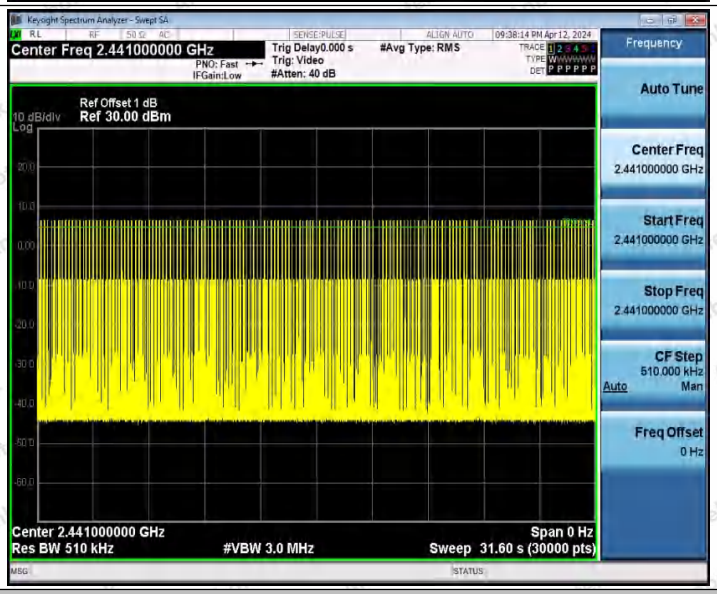

2DH3_Ant1_Hop

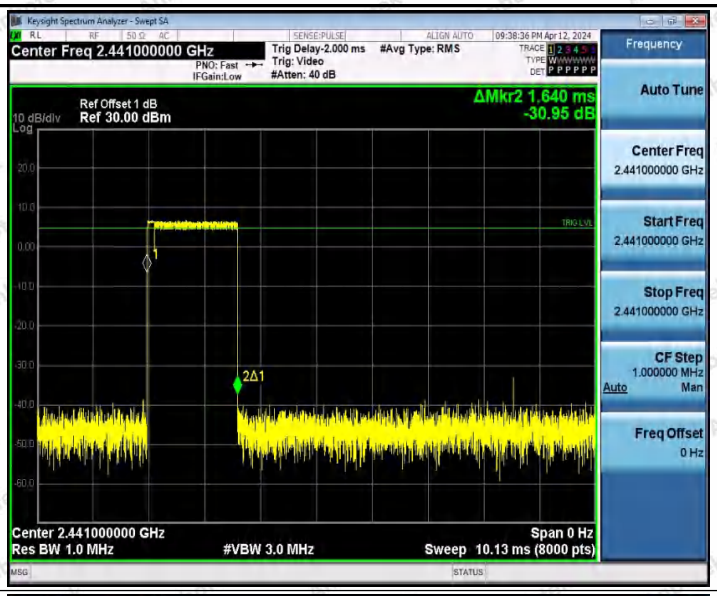

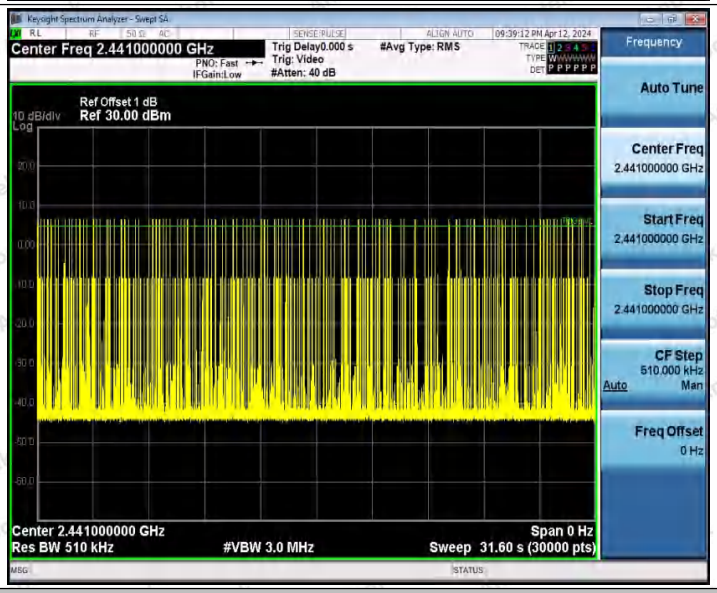

2DH5_Ant1_Hop

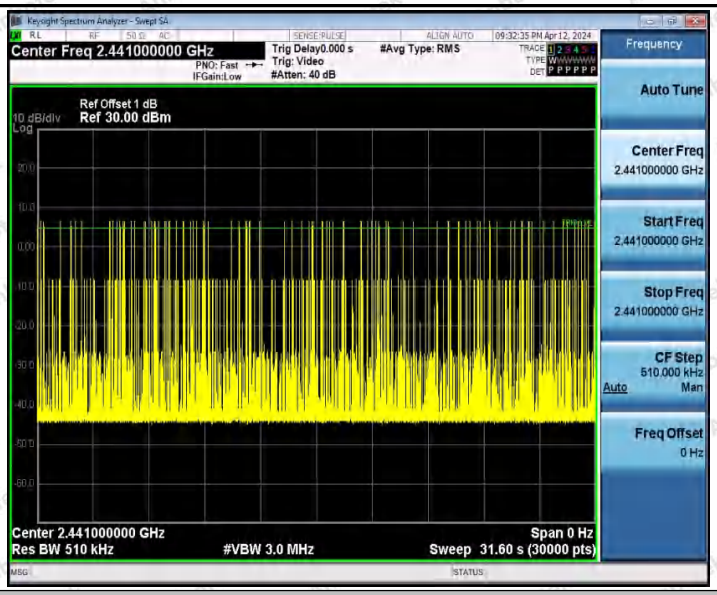

3DH1_Ant1_Hop

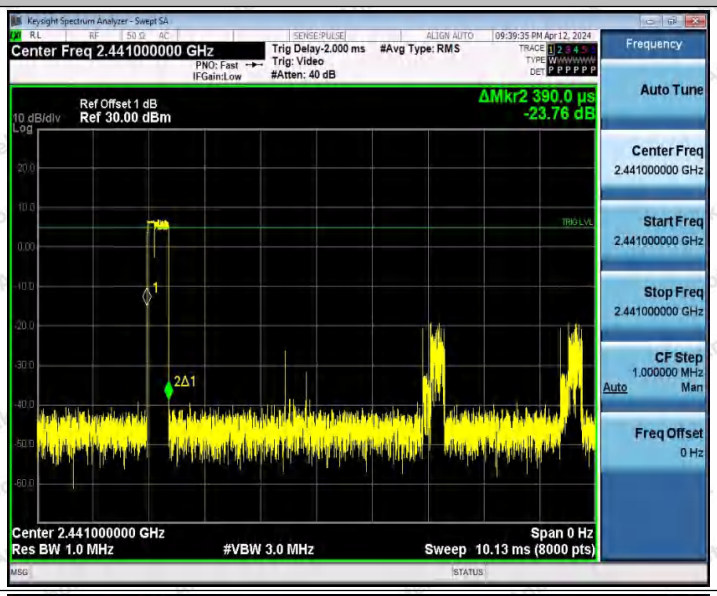

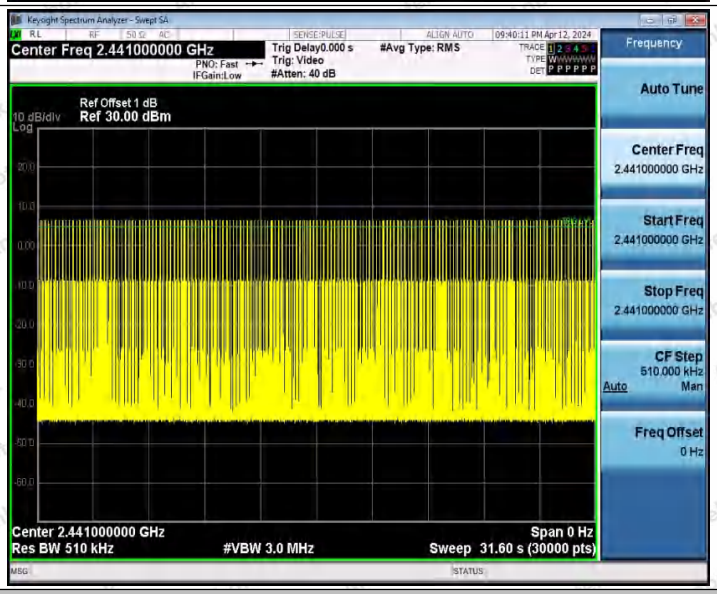

3DH3_Ant1_Hop

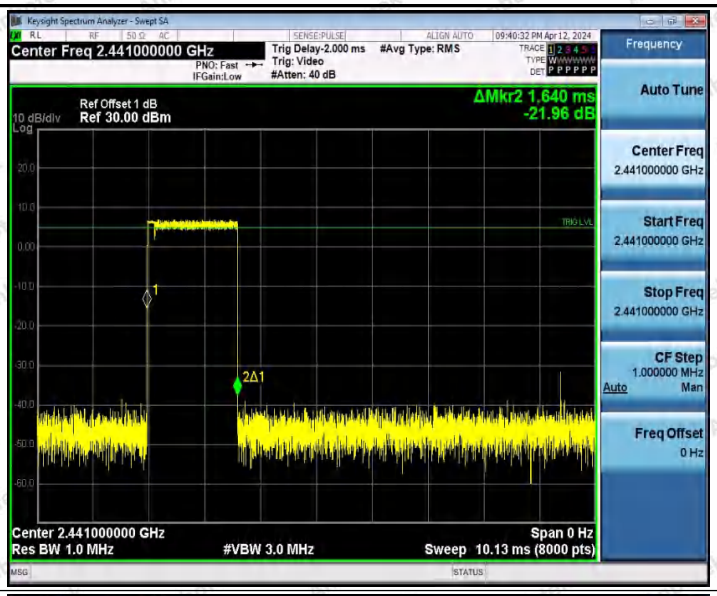

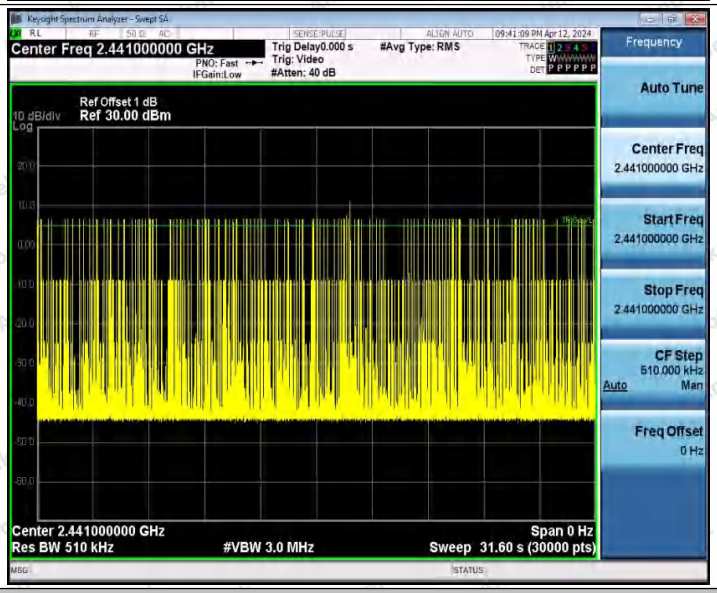

3DH5_Ant1_Hop

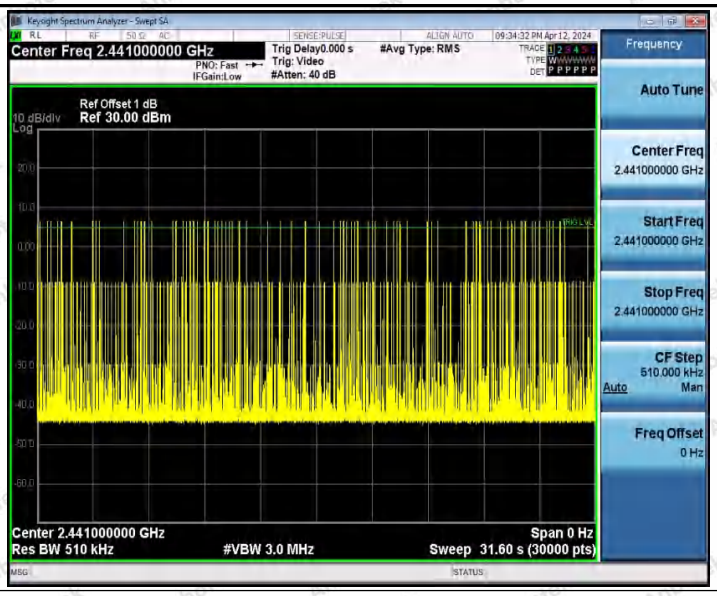
Keysight Spectrum Analyzer - Swept SA
Center Freq 2.441000000 GHz
PNO: Fast
IFGain:Low
Trig Delay0.000 s
Trig: Video
#Atten: 40 dB
#Avg Type: RMS
Ref Offset 1 dB
10 dB/div
Ref 30.00 dBm
Log
Center 2.441000000 GHz
Res BW 510 kHz
#VBW 3.0 MHz
Span 0 Hz
Sweep 31.60 s (30000 pts)
Frequency
Auto Tune
Center Freq
2.441000000 GHz
Start Freq
2.441000000 GHz
Stop Freq
2.441000000 GHz
CF Step
510.000 kHz
Auto
Man
Freq Offset
0 Hz

Appendix F: Number of Hopping Channel

Test Result

Test Mode	Antenna	Frequency[MHz]	Result[Num]	Limit[Num]	Verdict
DH5	Ant1	Hop	79	≥15	PASS
2DH5	Ant1	Hop	79	≥15	PASS
3DH5	Ant1	Hop	79	≥15	PASS

Test Graphs

DH5_Ant1_Hop

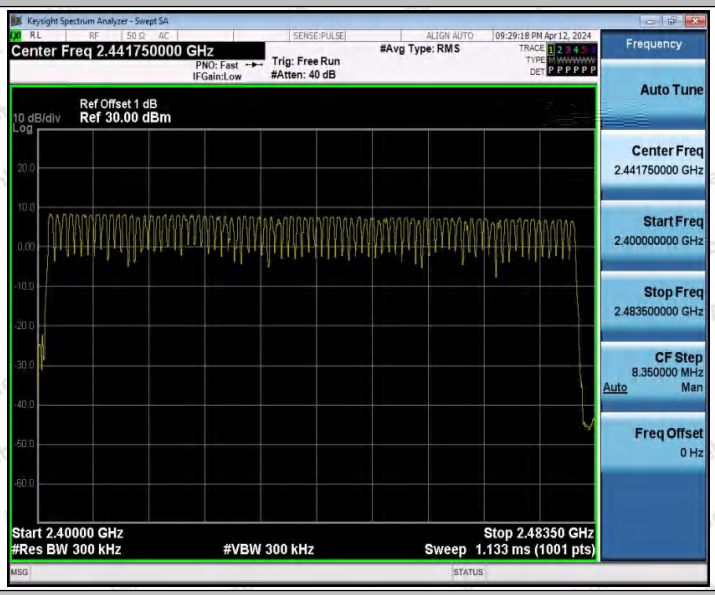

2DH5_Ant1_Hop

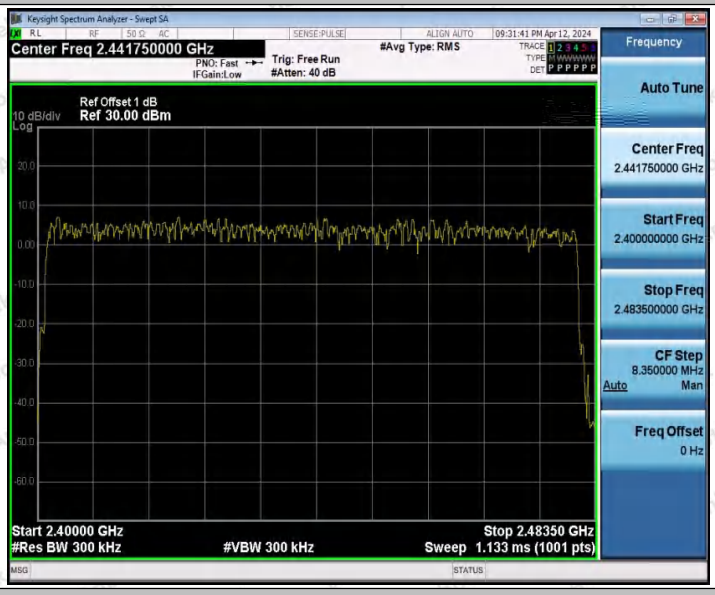

3DH5_Ant1_Hop

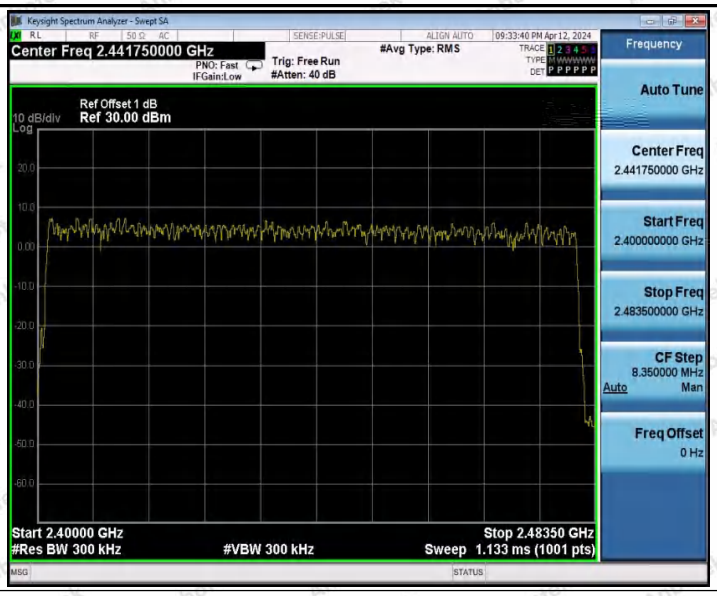
Keysight Spectrum Analyzer - Swept SA
Center Freq 2.441750000 GHz
PNO: Fast
IFGain:Low
Trig: Free Run
#Atten: 40 dB
#Avg Type: RMS
09:33:40 PM Apr 12, 2024
Ref Offset 1 dB
10 dB/div
Ref 30.00 dBm
Log
Start 2.40000 GHz
#Res BW 300 kHz
#VBW 300 kHz
Stop 2.48350 GHz
Sweep 1.133 ms (1001 pts)
Frequency
Auto Tune
Center Freq
2.441750000 GHz
Start Freq
2.400000000 GHz
Stop Freq
2.483500000 GHz
CF Step
8.350000 MHz
Auto
Man
Freq Offset
0 Hz

Appendix G: Conducted Band edge

Test Result

Test Mode	Antenna	ChName	Frequency[MHz]	RefLevel [dBm]	Result [dBm]	Limit [dBm]	Verdict
DH5	Ant1	Low	2402	7.79	-25.75	≤-12.21	PASS
		High	2480	6.74	-40.81	≤-13.26	PASS
		Low	Hop_2402	6.90	-45.52	≤-13.1	PASS
		High	Hop_2480	9.15	-51.43	≤-10.85	PASS
2DH5	Ant1	Low	2402	7.14	-23.73	≤-12.86	PASS
		High	2480	4.09	-42.5	≤-15.91	PASS
		Low	Hop_2402	3.86	-48.74	≤-16.14	PASS
		High	Hop_2480	4.64	-50.84	≤-15.37	PASS
3DH5	Ant1	Low	2402	7.17	-24.2	≤-12.83	PASS
		High	2480	4.99	-42.84	≤-15.01	PASS
		Low	Hop_2402	3.85	-46.33	≤-16.16	PASS
		High	Hop_2480	7.31	-45.85	≤-12.69	PASS

Test Graphs

DH5_Ant1_Low_2402

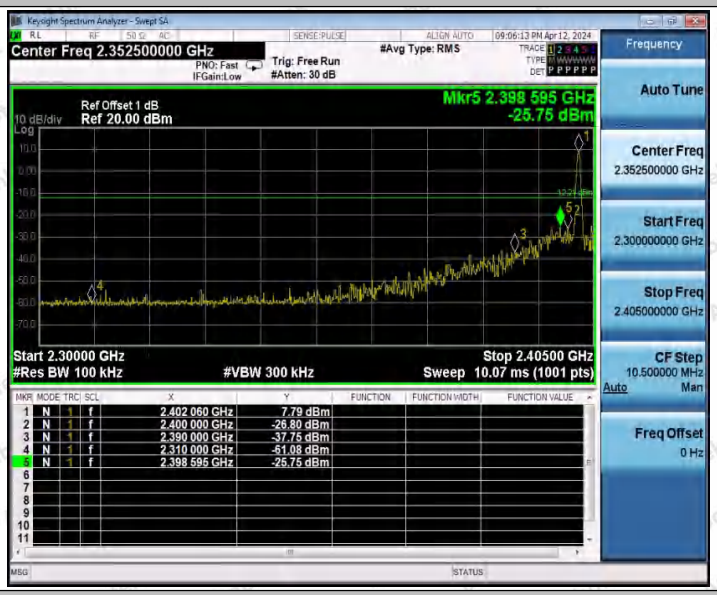

DH5_Ant1_High_2480

DH5_Ant1_Low_Hop_2402

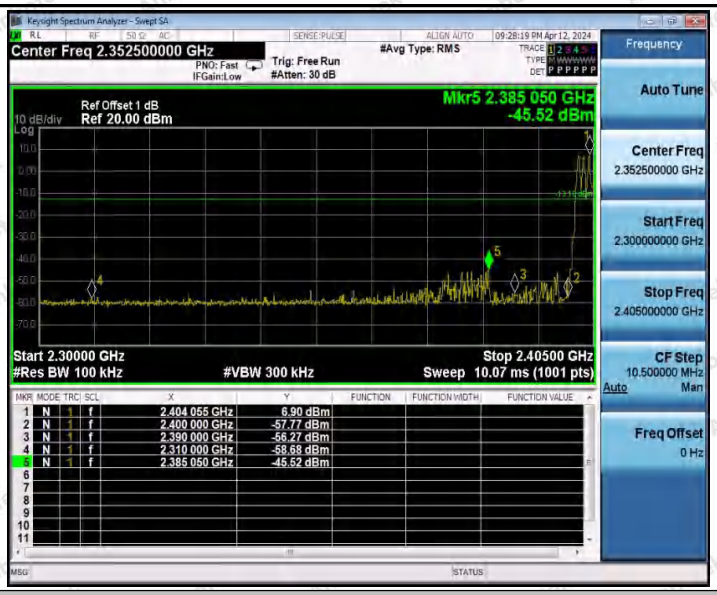

DH5_Ant1_High_Hop_2480

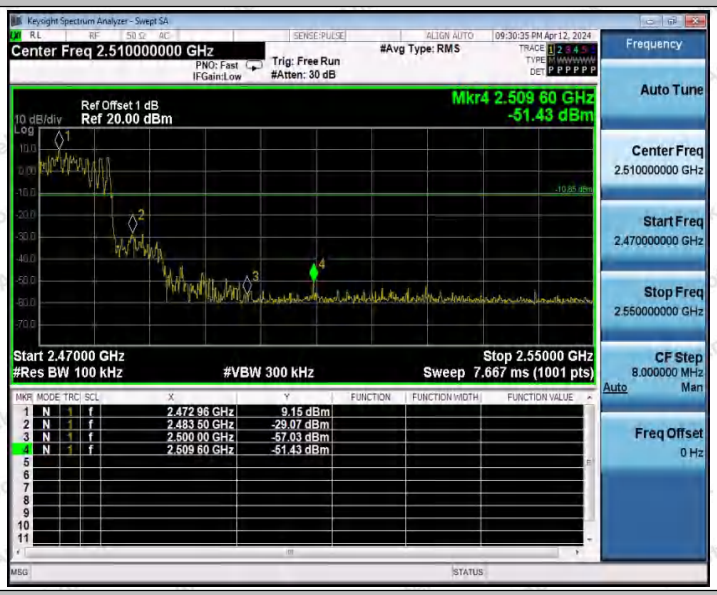

2DH5_Ant1_Low_2402

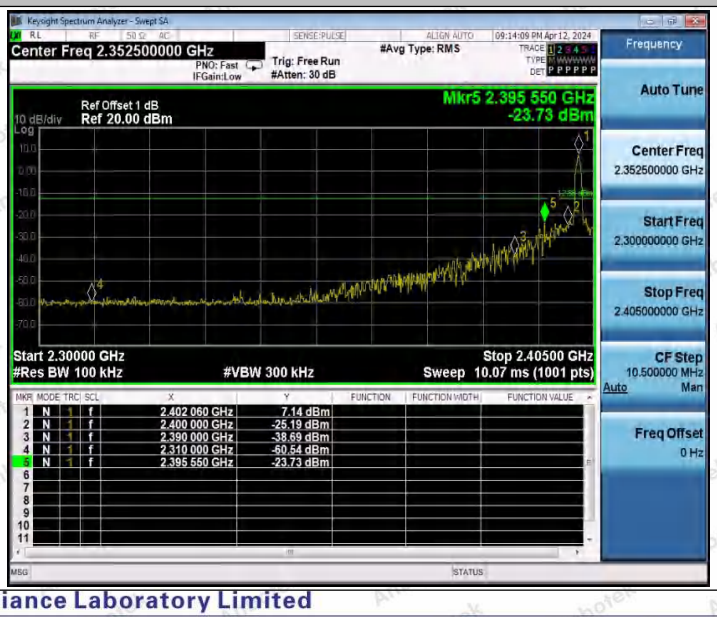

2DH5_Ant1_High_2480

2DH5_Ant1_Low_Hop_2402

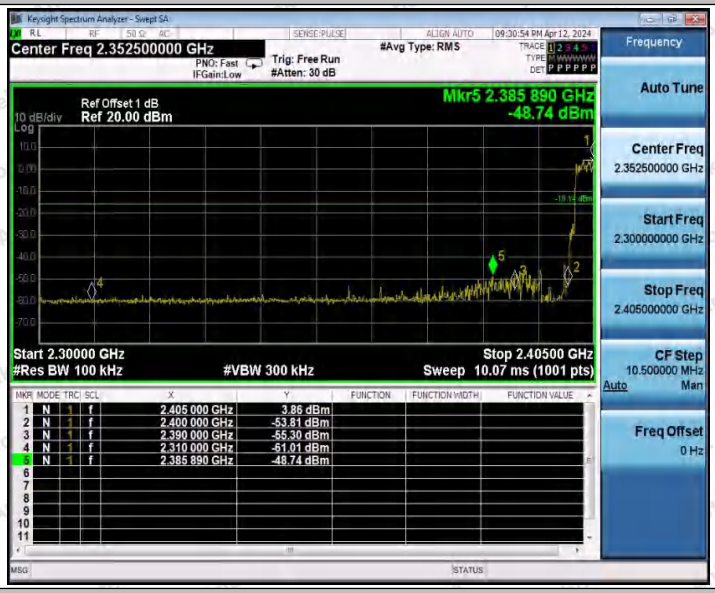

2DH5_Ant1_High_Hop_2480

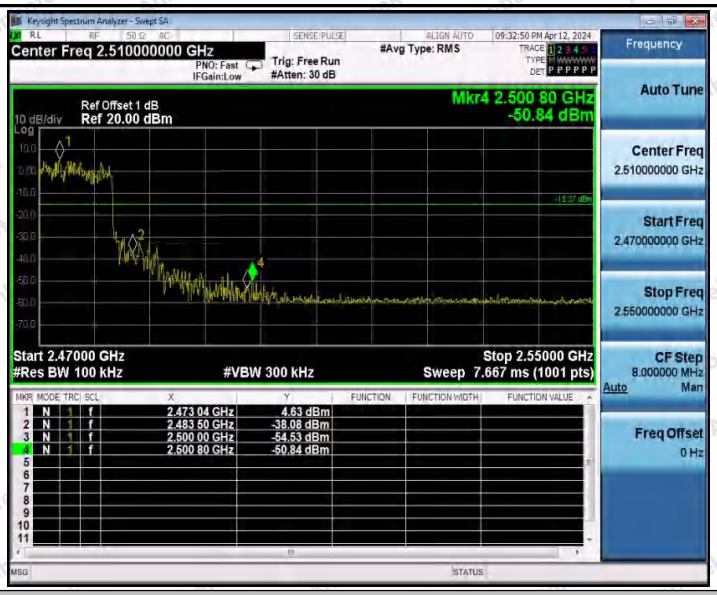

3DH5_Ant1_Low_2402

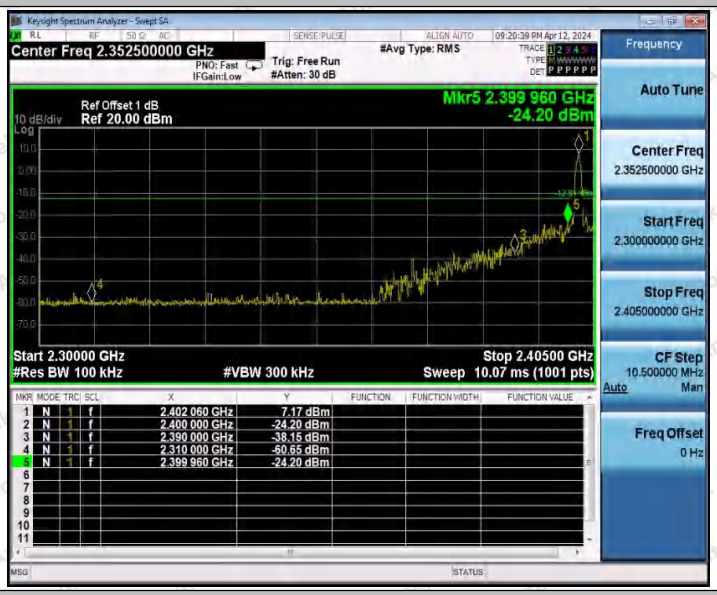

3DH5_Ant1_High_2480

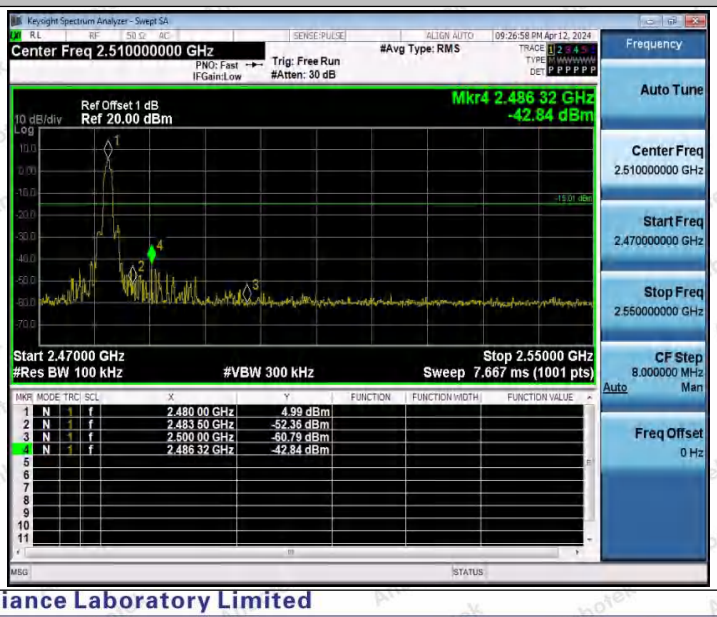

3DH5_Ant1_Low_Hop_2402

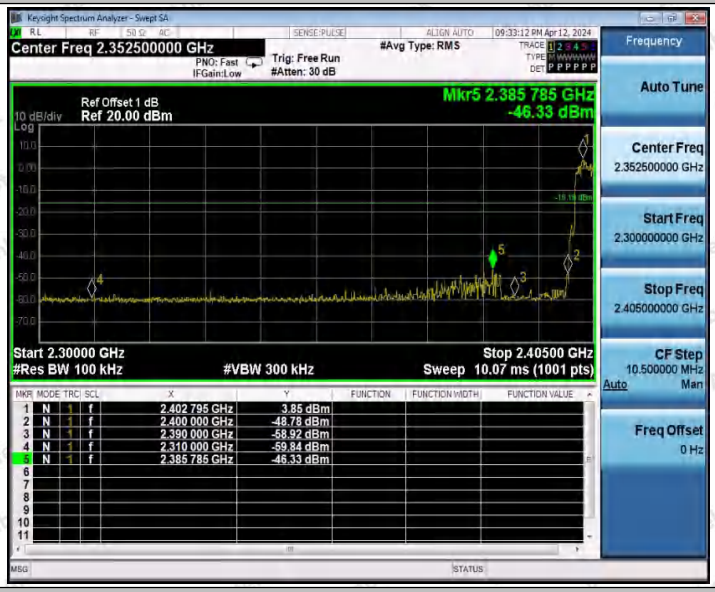

3DH5_Ant1_High_Hop_2480

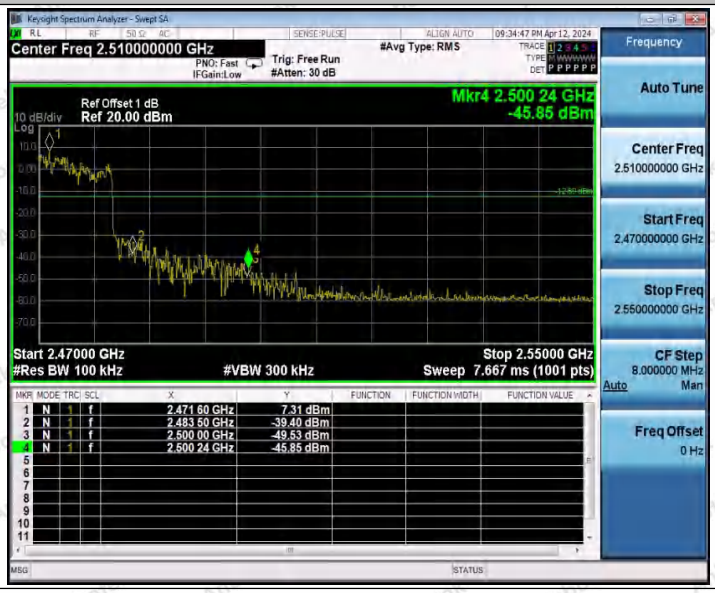

Appendix H: Conducted Spurious Emission

Test Result

Test Mode	Antenna	Frequency[MHz]	FreqRange [MHz]	RefLevel [dBm]	Result [dBm]	Limit [dBm]	Verdict
DH5	Ant1	2402	Reference	8.00	8.00	---	PASS
			30~1000	8.00	-67.76	≤-12	PASS
			1000~26500	8.00	-38.79	≤-12	PASS
		2441	Reference	7.33	7.33	---	PASS
			30~1000	7.33	-68.31	≤-12.67	PASS
			1000~26500	7.33	-39.88	≤-12.67	PASS
		2480	Reference	6.58	6.58	---	PASS
			30~1000	6.58	-68.01	≤-13.42	PASS
			1000~26500	6.58	-43.55	≤-13.42	PASS
2DH5	Ant1	2402	Reference	6.92	6.92	---	PASS
			30~1000	6.92	-68.35	≤-13.08	PASS
			1000~26500	6.92	-33.91	≤-13.08	PASS
		2441	Reference	6.39	6.39	---	PASS
			30~1000	6.39	-68.16	≤-13.61	PASS
			1000~26500	6.39	-41.23	≤-13.61	PASS
		2480	Reference	5.49	5.49	---	PASS
			30~1000	5.49	-67.61	≤-14.51	PASS
			1000~26500	5.49	-47.88	≤-14.51	PASS
3DH5	Ant1	2402	Reference	7.08	7.08	---	PASS
			30~1000	7.08	-67.81	≤-12.92	PASS
			1000~26500	7.08	-41.29	≤-12.92	PASS
		2441	Reference	6.37	6.37	---	PASS
			30~1000	6.37	-68.54	≤-13.63	PASS
			1000~26500	6.37	-43.66	≤-13.63	PASS
		2480	Reference	5.56	5.56	---	PASS
			30~1000	5.56	-68.45	≤-14.44	PASS
			1000~26500	5.56	-46.81	≤-14.44	PASS

Test Graphs

DH5_Ant1_2402_0~Reference

DH5_Ant1_2402_30~1000

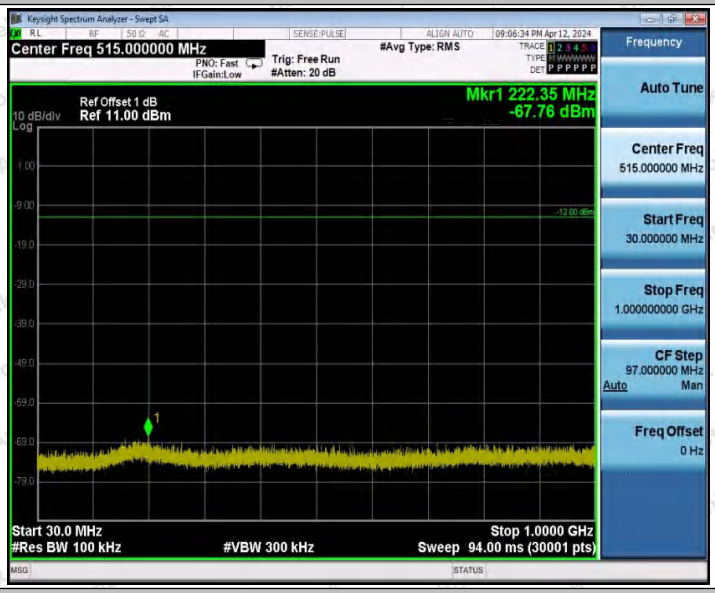

DH5_Ant1_2402_1000~26500

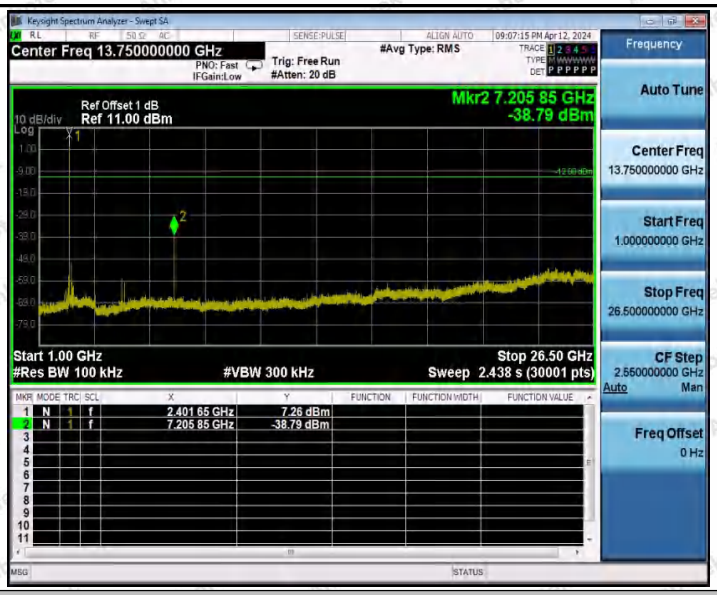

DH5_Ant1_2441_0~Reference

DH5_Ant1_2441_30~1000

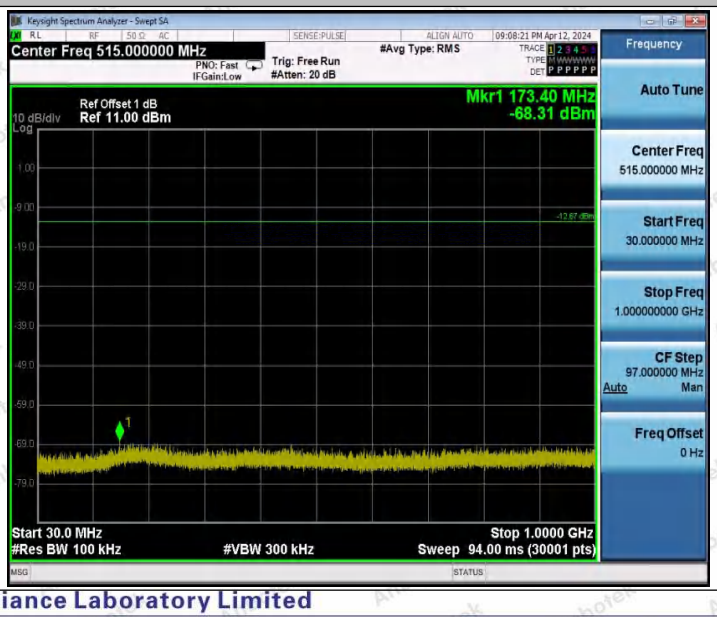

DH5_Ant1_2441_1000~26500

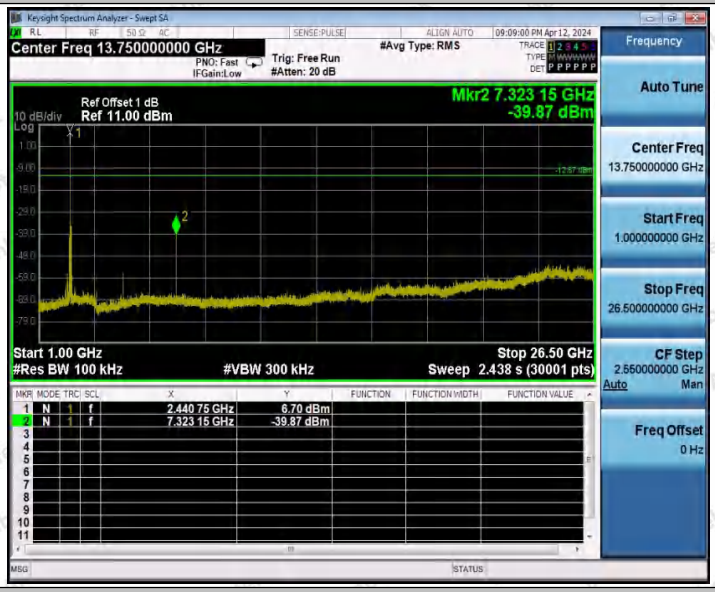

DH5_Ant1_2480_0~Reference

DH5_Ant1_2480_30~1000

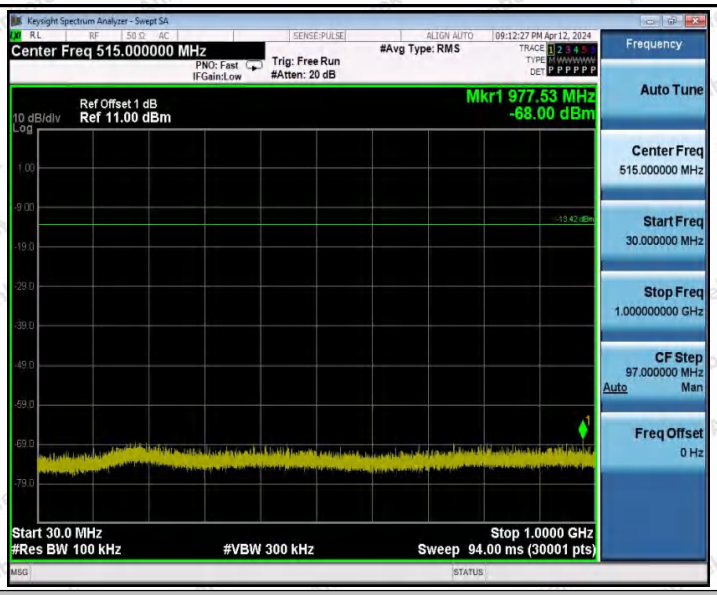

DH5_Ant1_2480_1000~26500

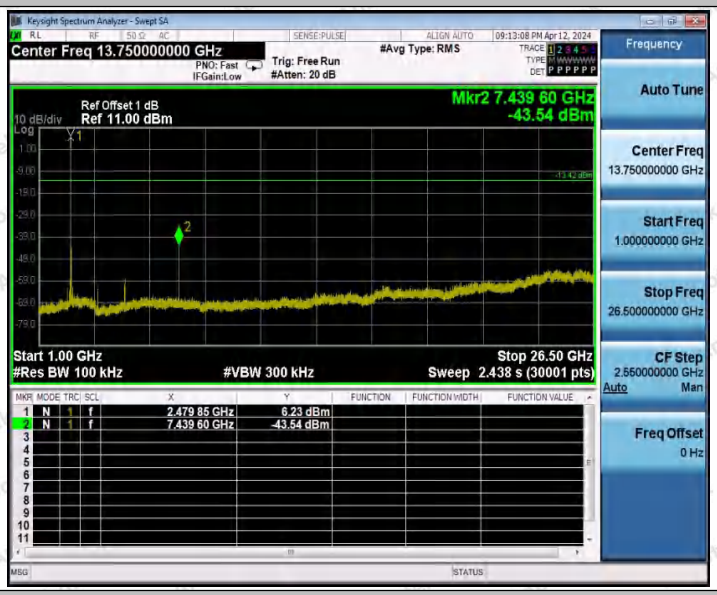

2DH5_Ant1_2402_0~Reference

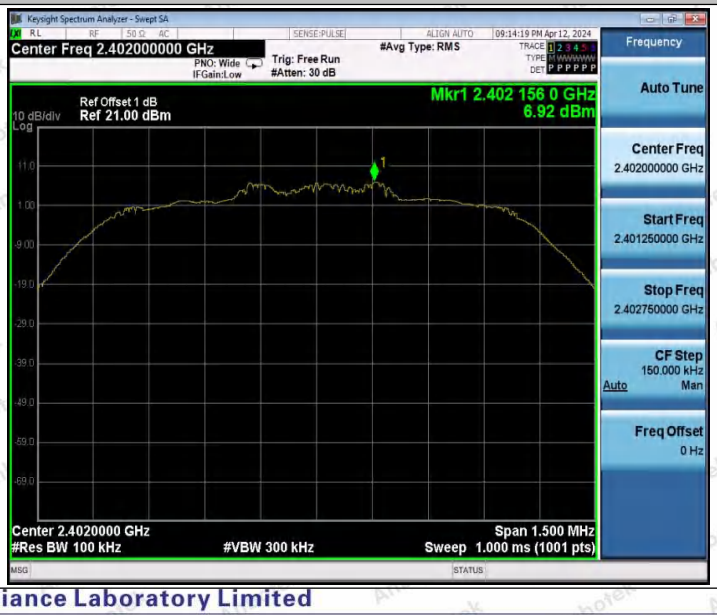

2DH5_Ant1_2402_30~1000

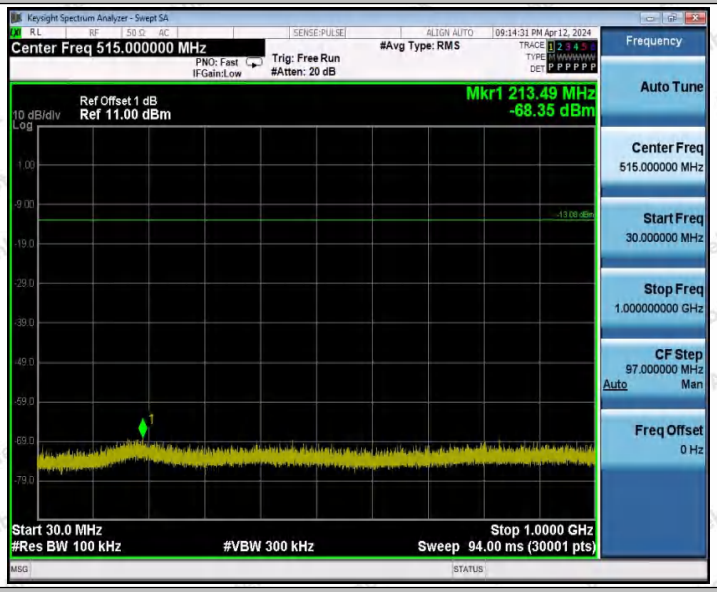

2DH5_Ant1_2402_1000~26500

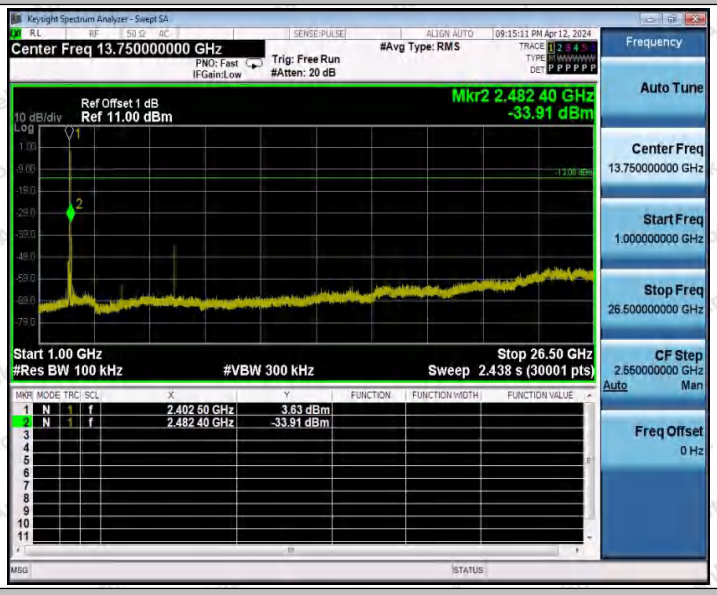

2DH5_Ant1_2441_0~Reference

2DH5_Ant1_2441_30~1000

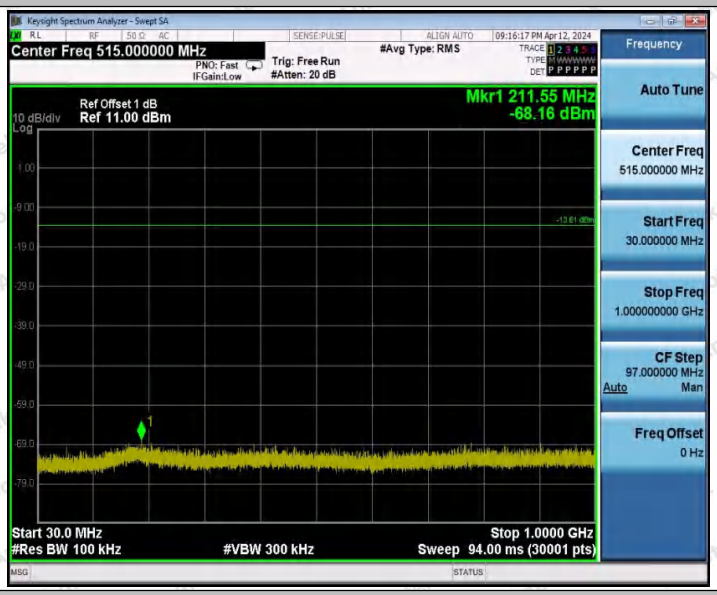

2DH5_Ant1_2441_1000~26500

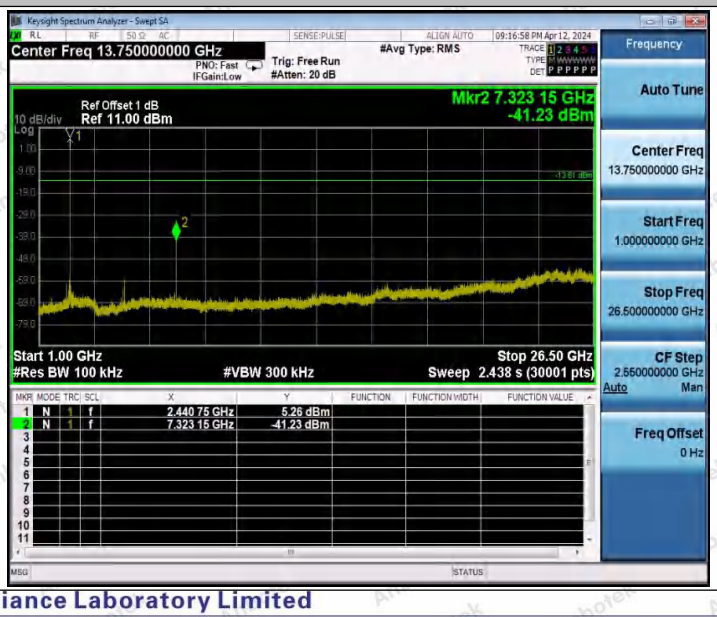

2DH5_Ant1_2480_0~Reference

2DH5_Ant1_2480_30~1000

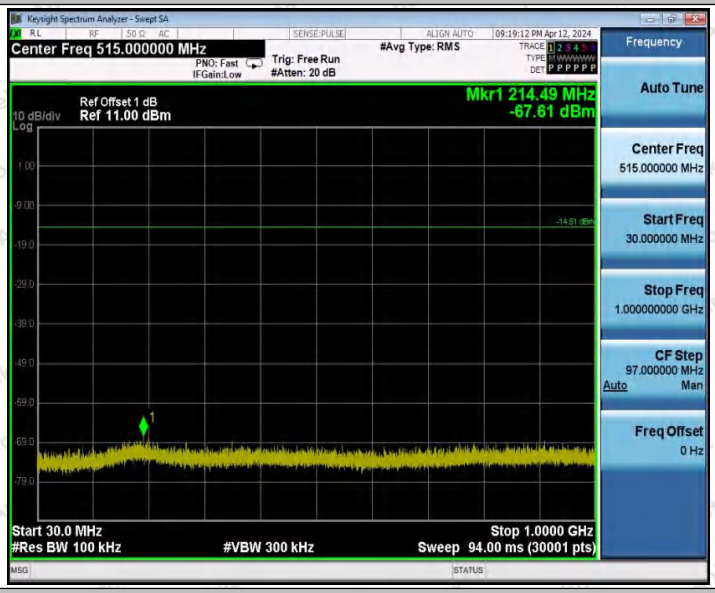

2DH5_Ant1_2480_1000~26500

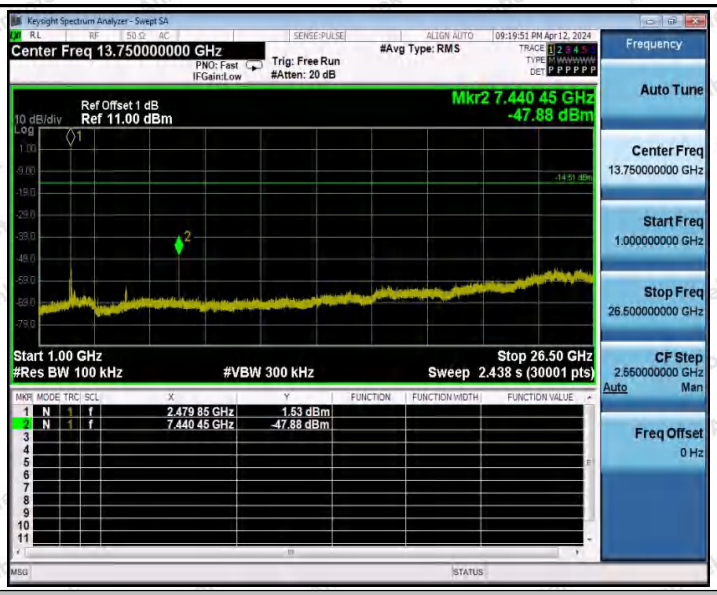

3DH5_Ant1_2402_0~Reference

3DH5_Ant1_2402_30~1000

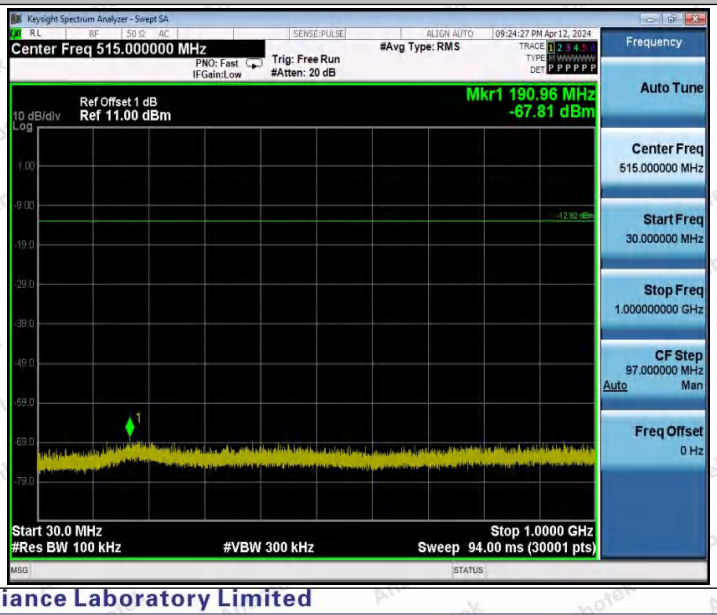

3DH5_Ant1_2402_1000~26500

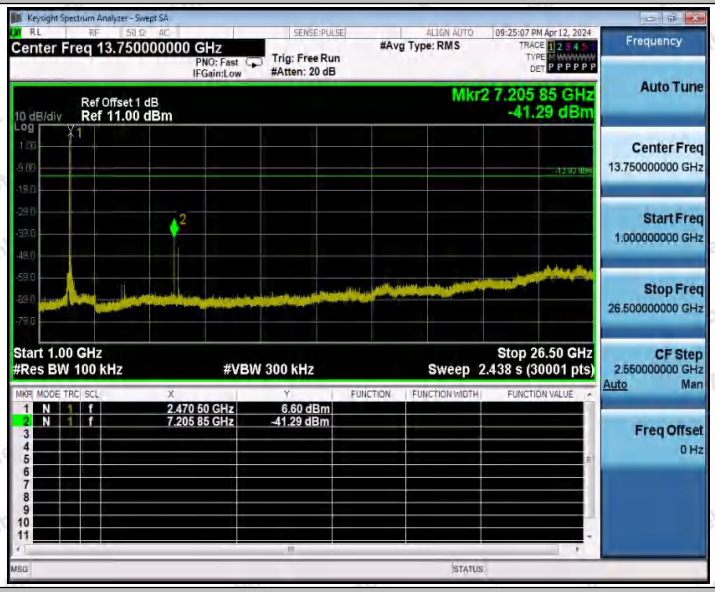

3DH5_Ant1_2441_0~Reference

3DH5_Ant1_2441_30~1000

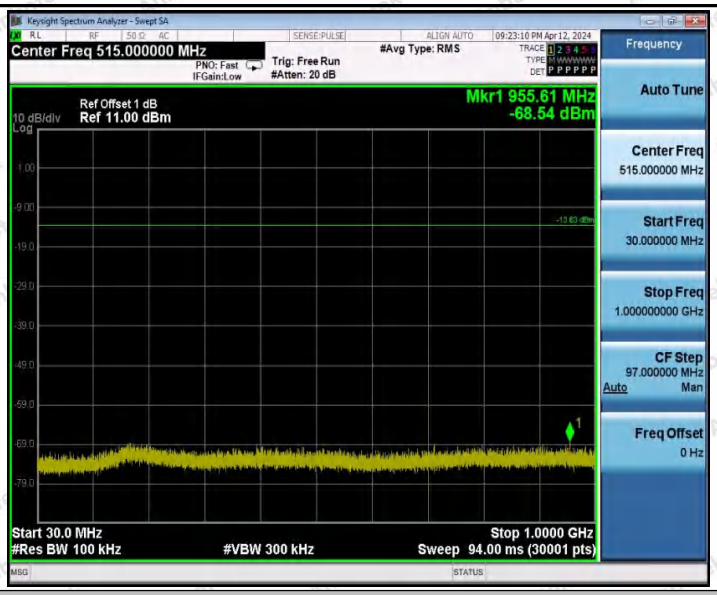

3DH5_Ant1_2441_1000~26500

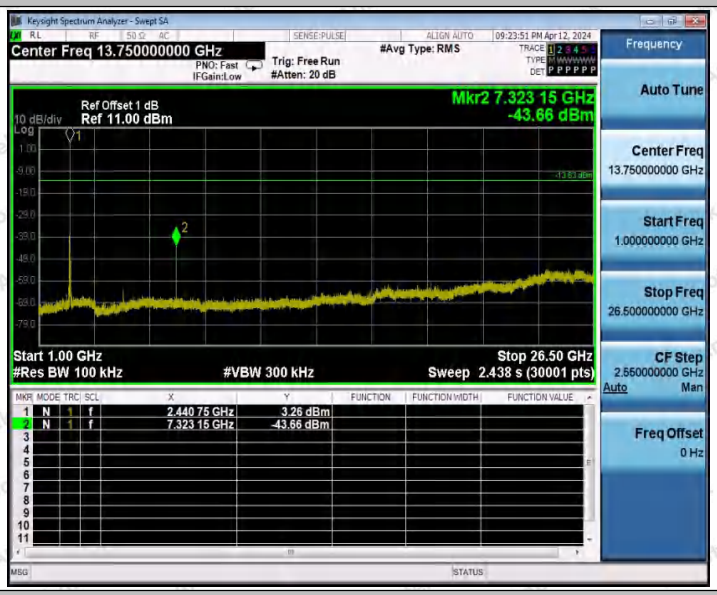

3DH5_Ant1_2480_0~Reference

3DH5_Ant1_2480_30~1000

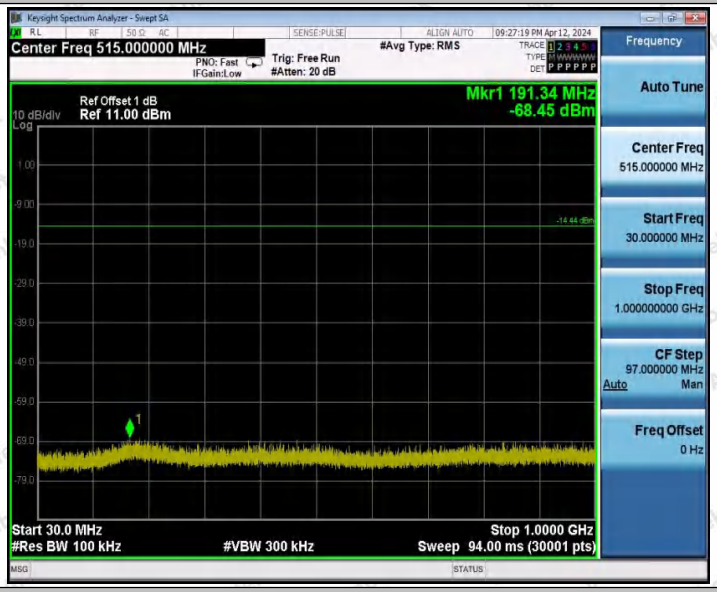

3DH5_Ant1_2480_1000~26500

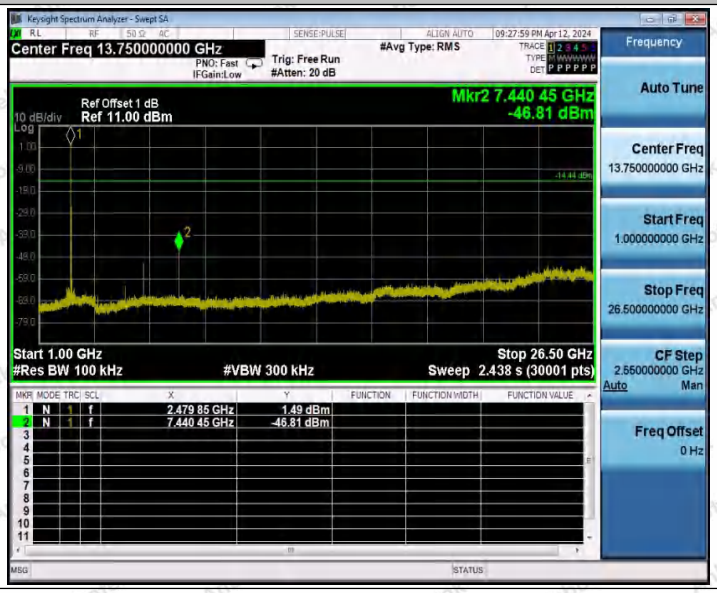

Appendix I: Duty Cycle

Test Result

Test Mode	Antenna	Frequency[MHz]	ON Time [ms]	Period [ms]	Duty Cycle [%]	Duty Cycle Factor[dB]
DH5	Ant1	2402	2.88	3.75	76.80	1.15
		2441	2.88	3.74	77.01	1.13
		2480	2.88	3.74	77.01	1.13
2DH5	Ant1	2402	2.89	3.75	77.07	1.13
		2441	2.88	3.75	76.80	1.15
		2480	2.88	3.75	76.80	1.15
3DH5	Ant1	2402	2.88	3.75	76.80	1.15
		2441	2.89	3.75	77.07	1.13
		2480	2.89	3.75	77.07	1.13

Test Graphs

DH5_Ant1_2402

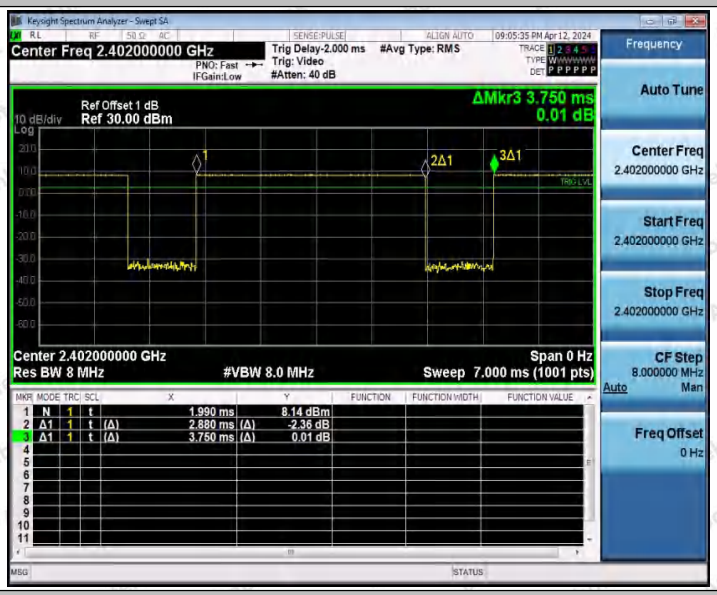

DH5_Ant1_2441

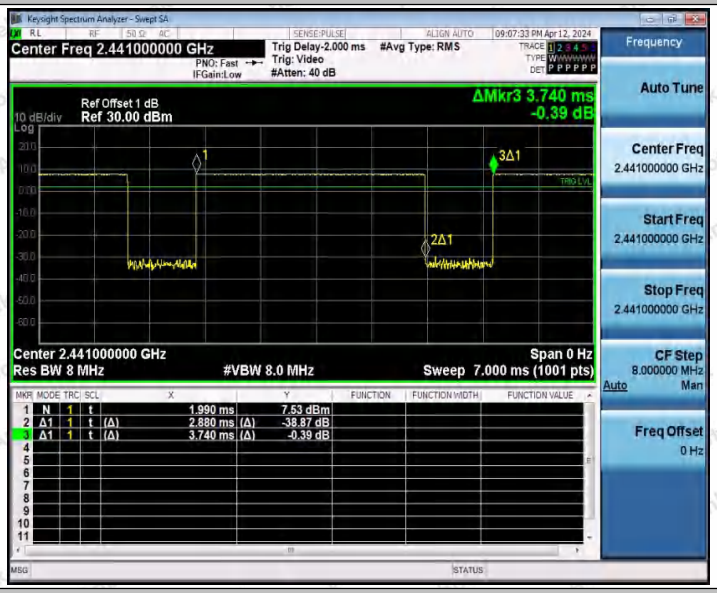

DH5_Ant1_2480

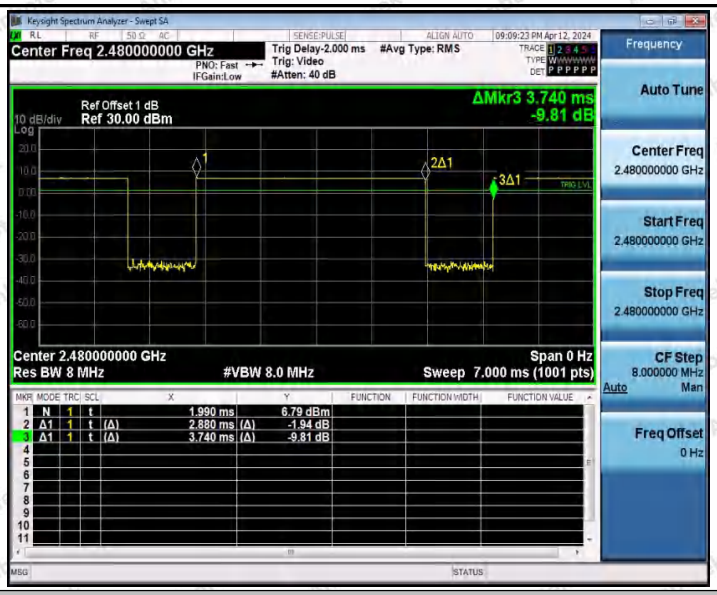

2DH5_Ant1_2402

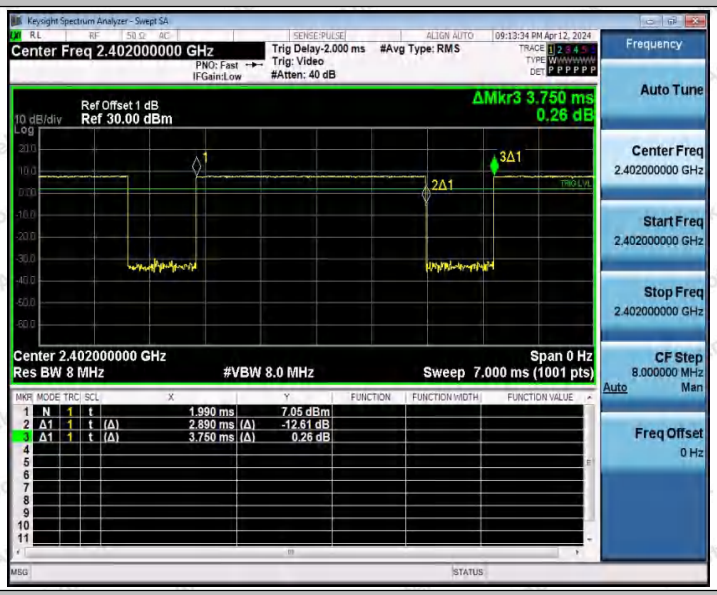

2DH5_Ant1_2441

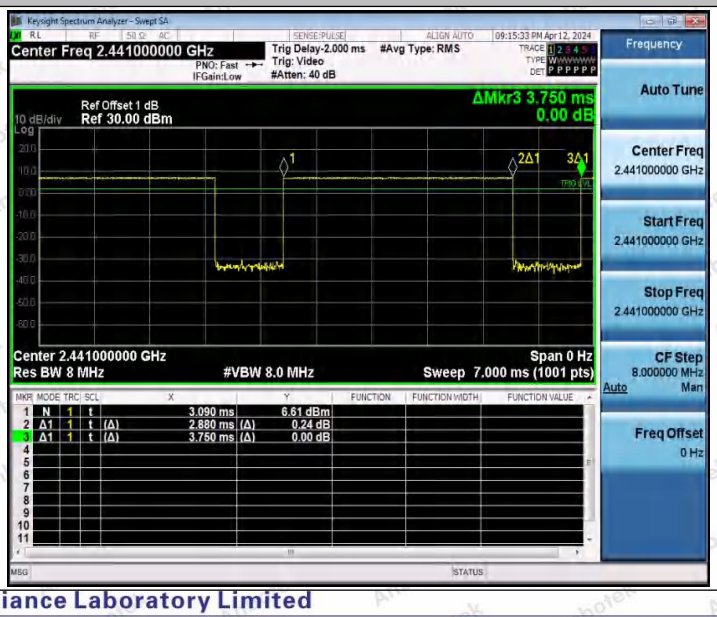

2DH5_Ant1_2480

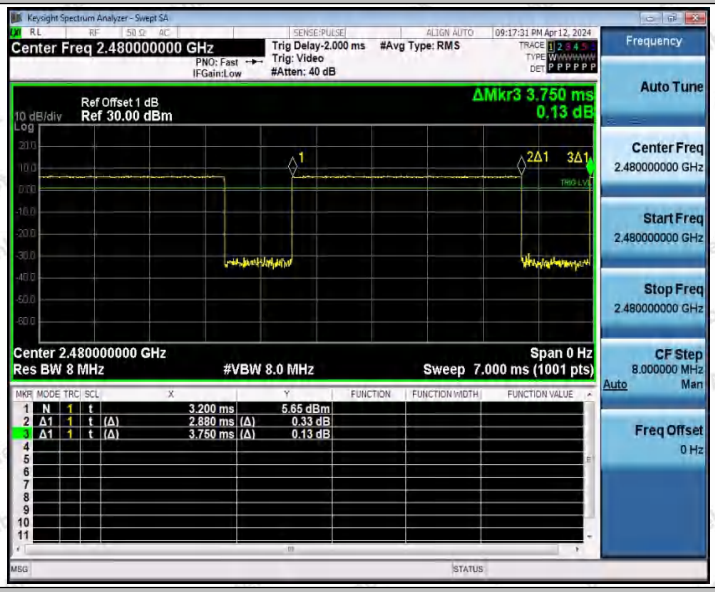

3DH5_Ant1_2402

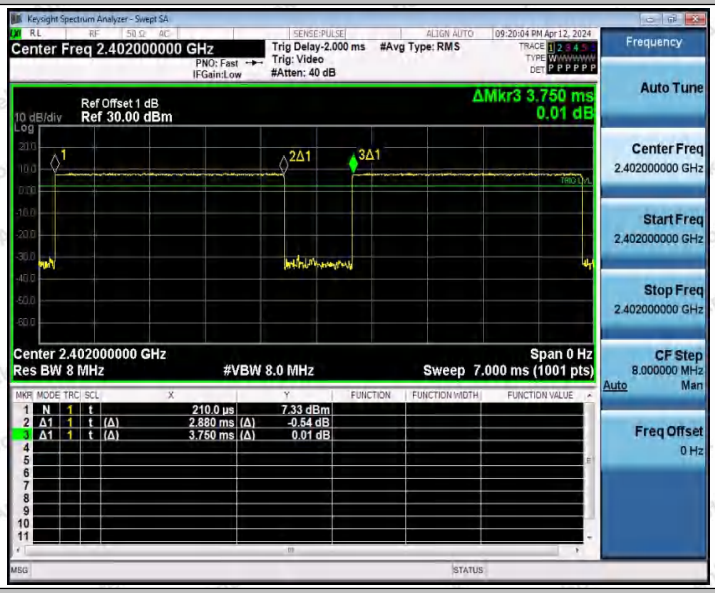

3DH5_Ant1_2441

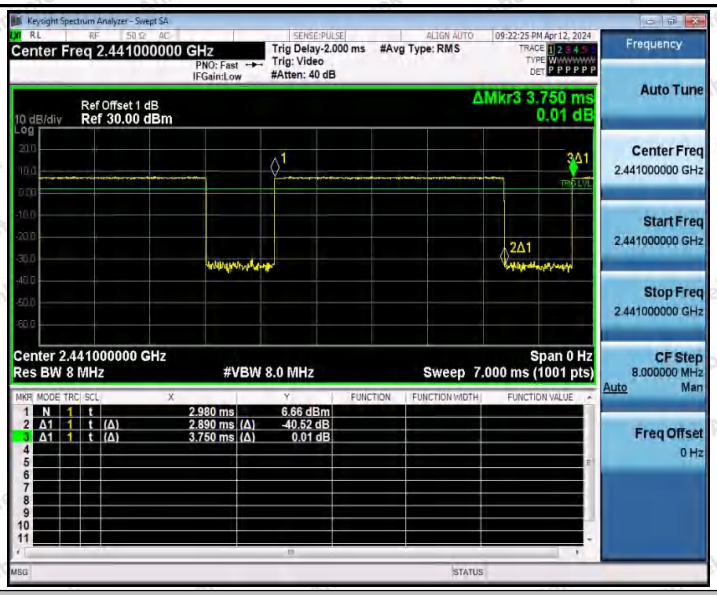

3DH5_Ant1_2480

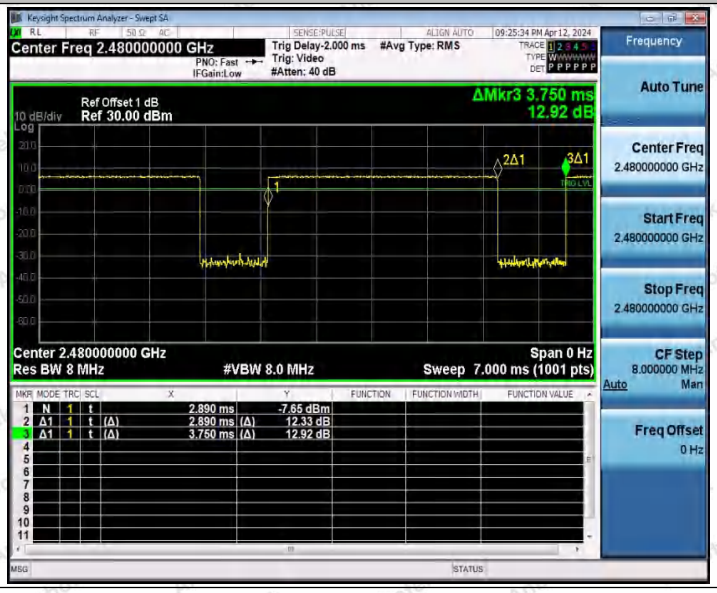

---END---