Appendix Test Data

Report No.:	18220WC40059903	Test Sample No.:	1-2-2
Start Test Date:	2024.04.10	Finish Test Date:	2024.04.13
Test Engineer:	Joker Wang	Auditor:	Justin Feng
Temperature:	24.3℃	Relative Humidity:	49%
Pressure:	101kPa		

Appendix A: 6dB Bandwidth

Test Result

Test Mode	Antenna	Frequency[MHz]	6dB BW [MHz]	FL[MHz]	FH[MHz]	Limit[MHz]	Verdict
11B	Ant1	2412	10.040	2407.000	2417.040	0.5	PASS
		2437	10.080	2431.960	2442.040	0.5	PASS
		2462	9.560	2457.000	2466.560	0.5	PASS
11G	Ant1	2412	16.440	2403.760	2420.200	0.5	PASS
		2437	16.320	2428.840	2445.160	0.5	PASS
		2462	16.400	2453.800	2470.200	0.5	PASS
11N20SISO	Ant1	2412	17.560	2403.240	2420.800	0.5	PASS
		2437	17.600	2428.200	2445.800	0.5	PASS
		2462	17.600	2453.200	2470.800	0.5	PASS
11N40SISO	Ant1	2422	35.920	2403.840	2439.760	0.5	PASS
		2437	36.080	2418.840	2454.920	0.5	PASS
		2452	36.000	2433.840	2469.840	0.5	PASS

Test Graphs

11B_Ant1_2412

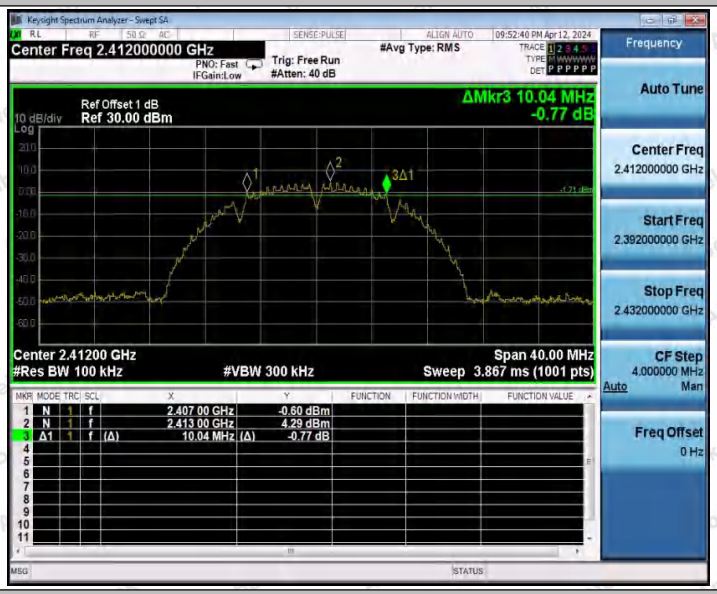

11B_Ant1_2437

11B_Ant1_2462

11G_Ant1_2412

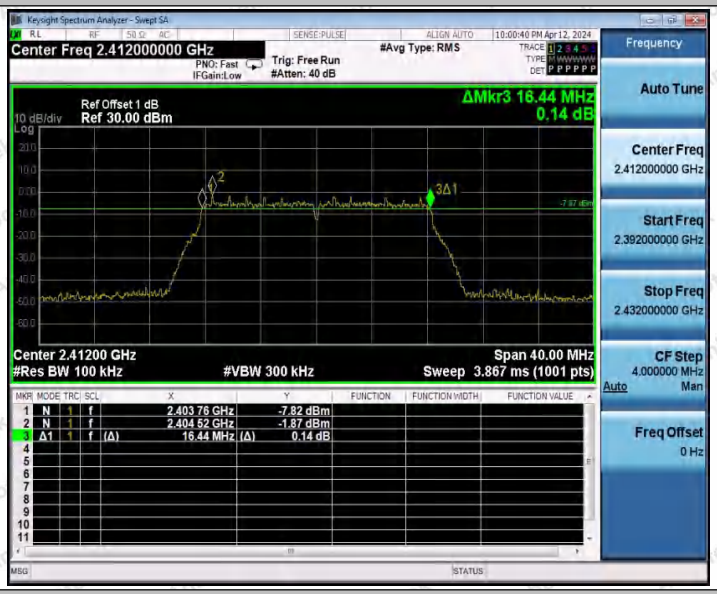

11G_Ant1_2437

11G_Ant1_2462

11N20SISO_Ant1_2412

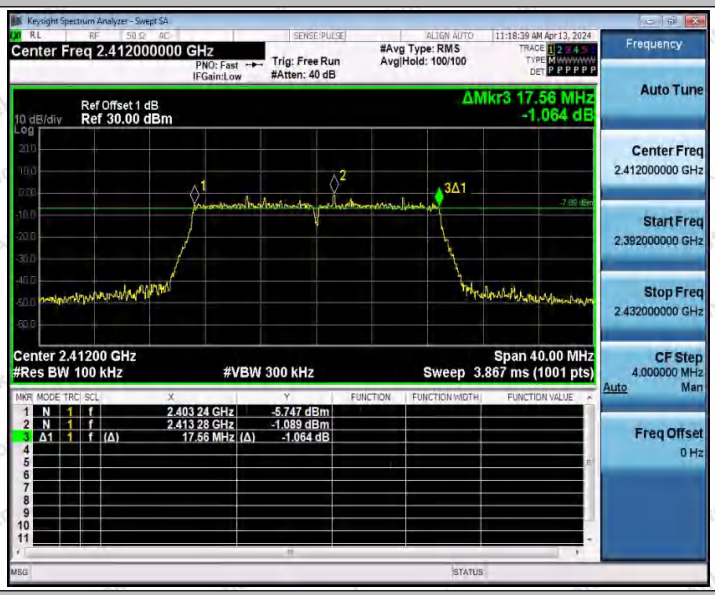

11N20SISO_Ant1_2437

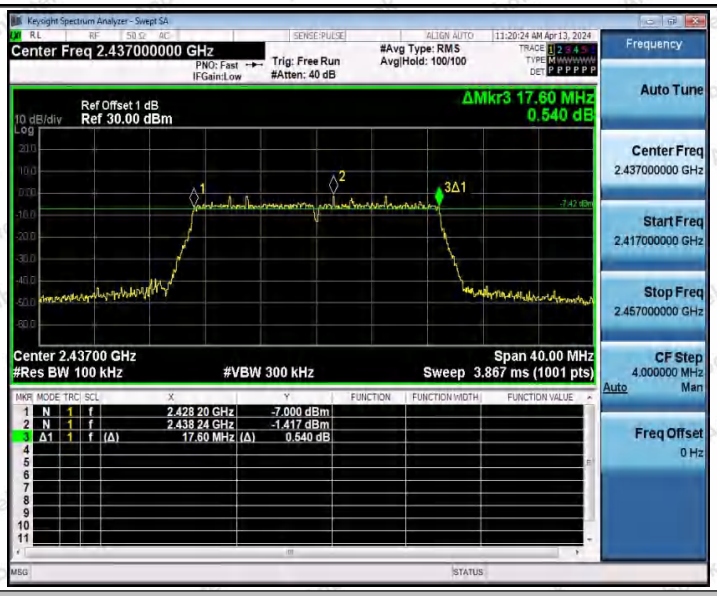

11N20SISO_Ant1_2462

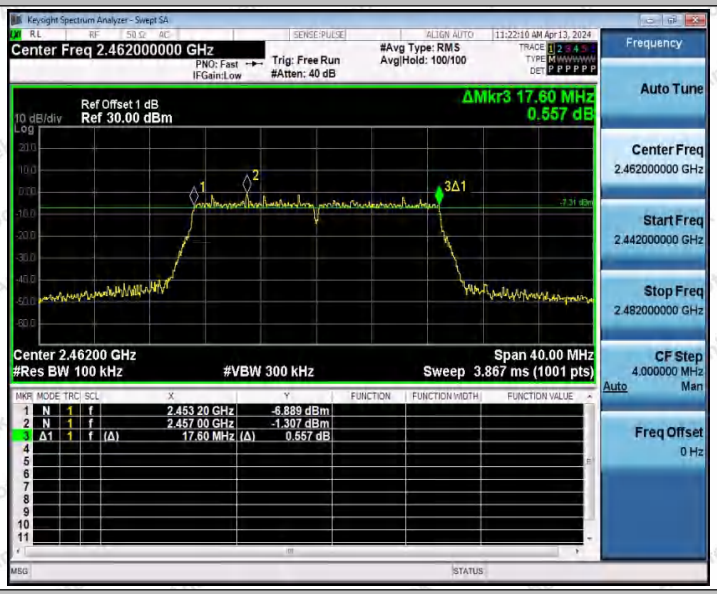

11N40SISO_Ant1_2422

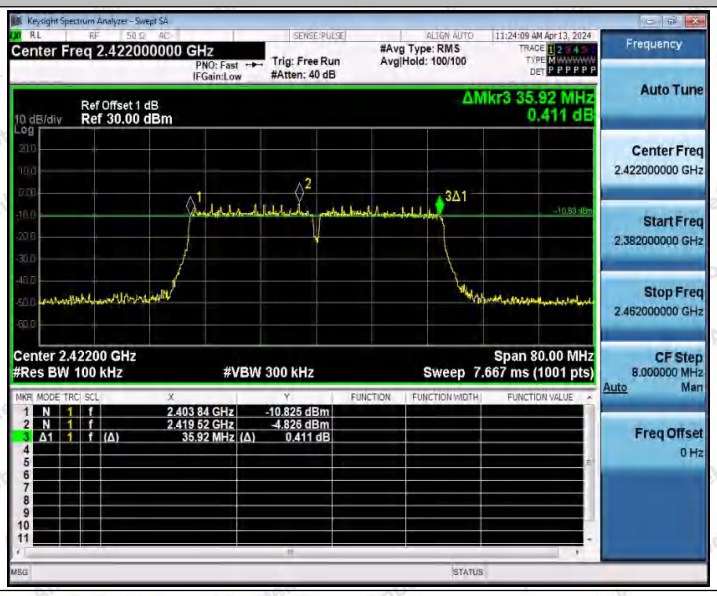

11N40SISO_Ant1_2437

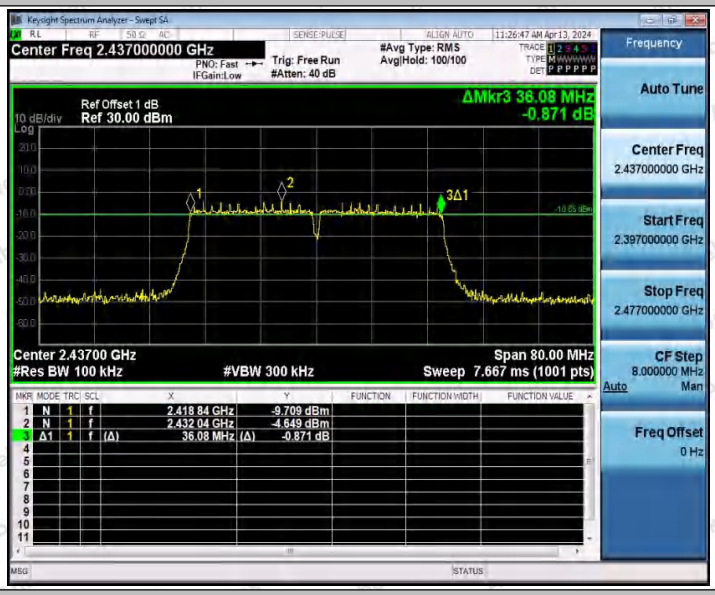

11N40SISO_Ant1_2452

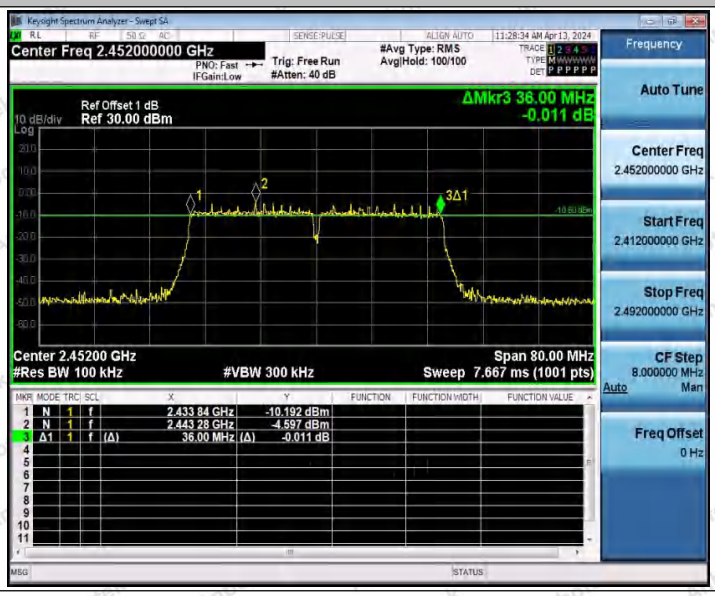

Appendix B: 99% Occupied Bandwidth

Test Result

Test Mode	Antenna	Channel Frequency[MHz]	OCB [MHz]	FL[MHz]	FH[MHz]	Limit[MHz]	Verdict
11B	Ant1	2412	14.326	2404.8360	2419.1580	---	---
		2437	14.324	2429.8366	2444.1576	---	---
		2462	14.336	2454.8257	2469.1567	---	---
11G	Ant1	2412	17.174	2403.4286	2420.5946	---	---
		2437	17.195	2428.4363	2445.6263	---	---
		2462	17.196	2453.3904	2470.5884	---	---
11N20SISO	Ant1	2412	17.957	2403.0591	2421.0161	---	---
		2437	17.985	2428.0396	2446.0246	---	---
		2462	17.987	2453.0018	2470.9888	---	---
11N40SISO	Ant1	2422	36.391	2403.8144	2440.2054	---	---
		2437	36.361	2418.8729	2455.2339	---	---
		2452	36.402	2433.8018	2470.2038	---	---

Test Graphs

11B_Ant1_2412

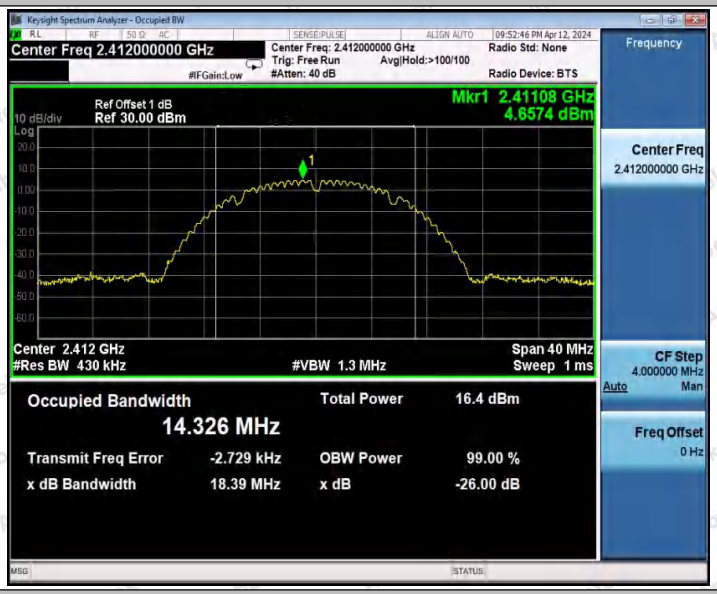

11B_Ant1_2437

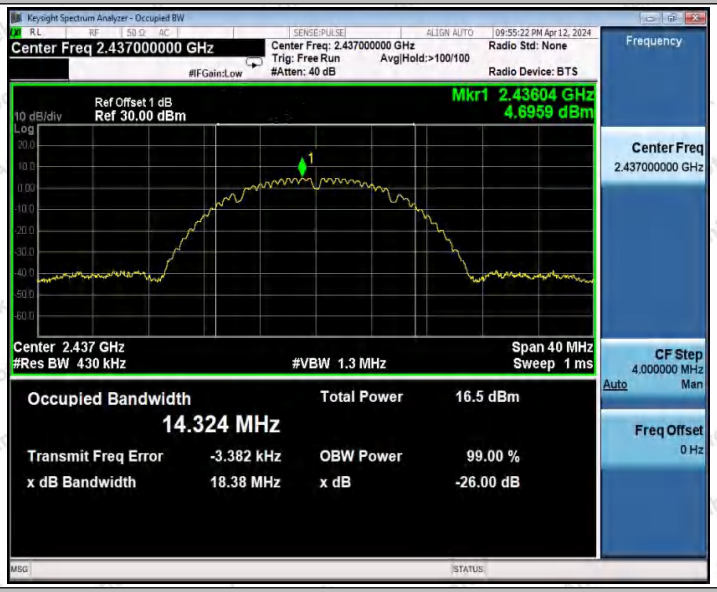

11B_Ant1_2462

11G_Ant1_2412

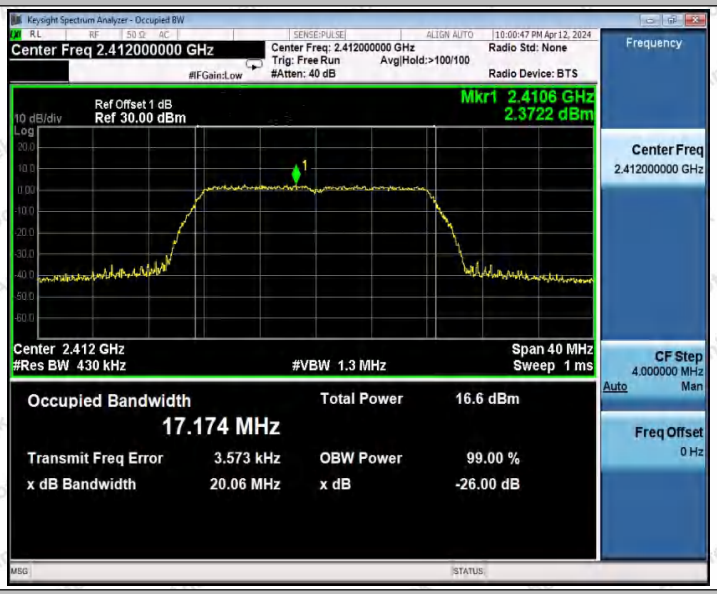

11G_Ant1_2437

11G_Ant1_2462

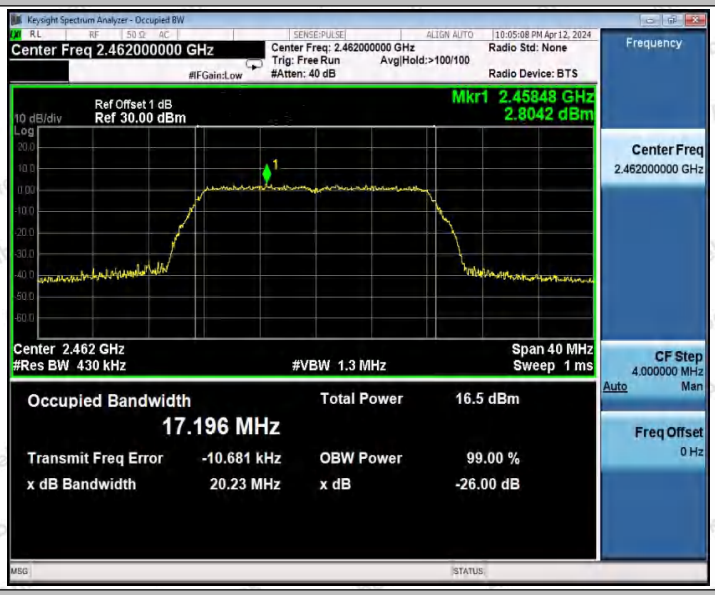

11N20SISO_Ant1_2412

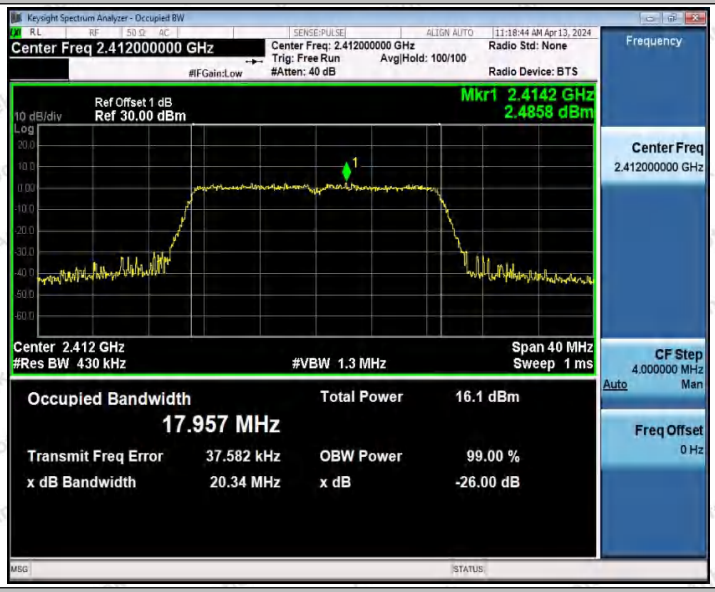

11N20SISO_Ant1_2437

11N20SISO_Ant1_2462

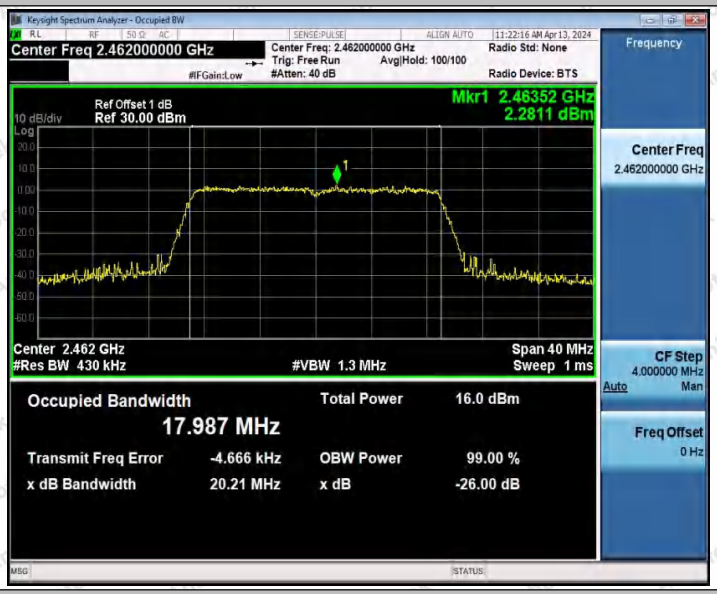

11N40SISO_Ant1_2422

11N40SISO_Ant1_2437

11N40SISO_Ant1_2452

Appendix C: Maximum conducted output power

Test Result Average

Test Mode	Antenna	Frequency[MHz]	Average power [dBm]	Duty Cycle [%]	DC Factor [dBm]	Result [dBm]	Limit [dBm]	Verdict
11B	Ant1	2412	14.88	99.64	0.02	14.90	≤30.00	PASS
		2437	14.92	99.64	0.02	**14.94**	≤30.00	PASS
		2462	14.89	99.76	0.01	14.90	≤30.00	PASS
11G	Ant1	2412	14.61	97.20	0.12	14.73	≤30.00	PASS
		2437	14.73	97.20	0.12	14.85	≤30.00	PASS
		2462	14.60	97.20	0.12	14.72	≤30.00	PASS
11N20SISO	Ant1	2412	14.52	97.01	0.13	14.65	≤30.00	PASS
		2437	14.69	97.01	0.13	14.82	≤30.00	PASS
		2462	14.45	97.74	0.10	14.55	≤30.00	PASS
11N40SISO	Ant1	2422	13.66	94.20	0.26	13.92	≤30.00	PASS
		2437	13.98	94.20	0.26	14.24	≤30.00	PASS
		2452	13.86	94.20	0.26	14.12	≤30.00	PASS

Note：The Duty Cycle Factor(10*log(1/D)) and cable loss are compensated in the graph.

Test Graphs

11B_Ant1_2412

11B_Ant1_2437

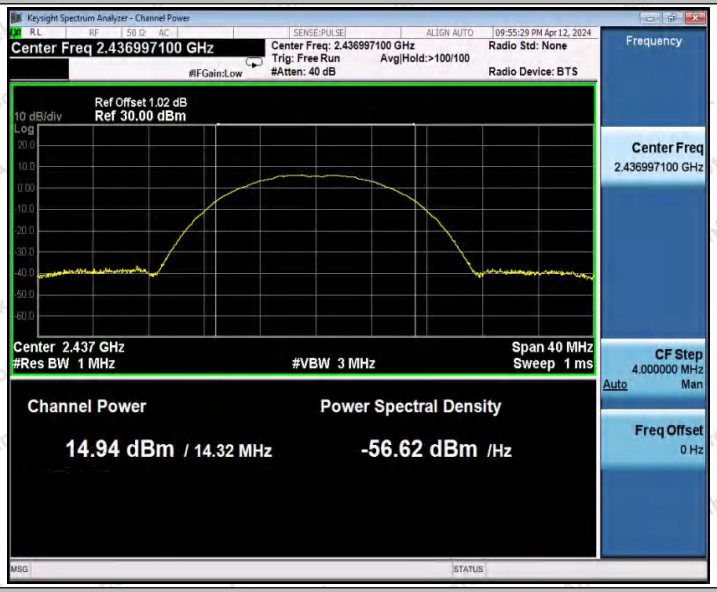

11B_Ant1_2462

11G_Ant1_2412

11G_Ant1_2437

11G_Ant1_2462

11N20SISO_Ant1_2412

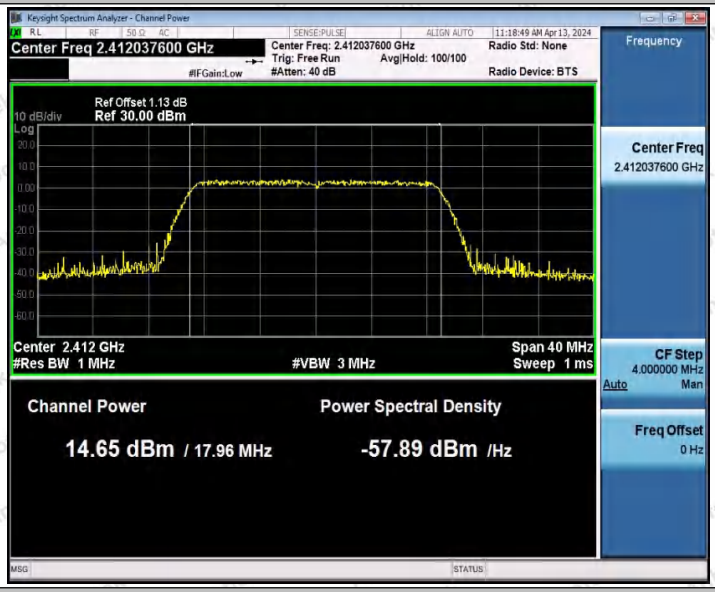

11N20SISO_Ant1_2437

11N20SISO_Ant1_2462

11N40SISO_Ant1_2422

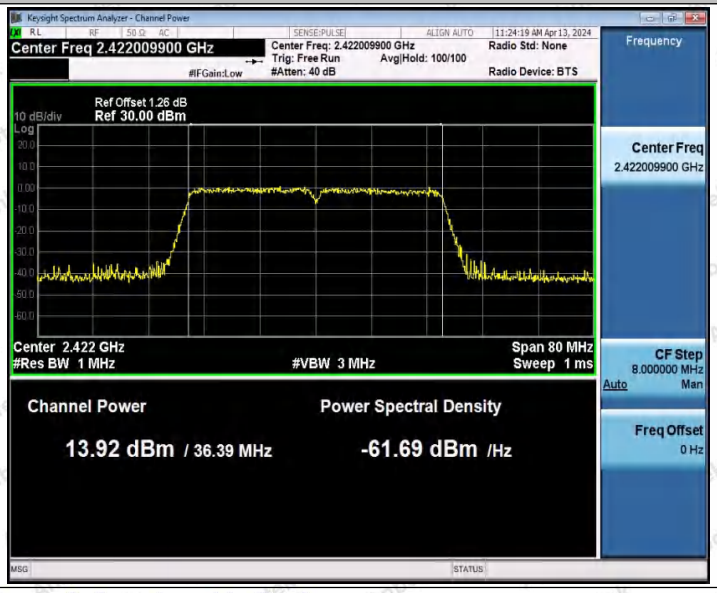

11N40SISO_Ant1_2437

11N40SISO_Ant1_2452

Maximum conducted output power

Appendix D: Maximum power spectral density

Test Result

Test Mode	Antenna	Frequency [MHz]	Result [dBm/30kHz]	Result [dBm/3kHz]	Limit [dBm/3kHz]	Verdict
11B	Ant1	2412	-9.00	-19.00	≤8.00	PASS
		2437	-8.78	-18.78	≤8.00	PASS
		2462	-8.80	-18.80	≤8.00	PASS
11G	Ant1	2412	-14.64	-24.64	≤8.00	PASS
		2437	-15.26	-25.26	≤8.00	PASS
		2462	-15.07	-25.07	≤8.00	PASS
11N20SISO	Ant1	2412	-14.44	-24.44	≤8.00	PASS
		2437	-13.95	-23.95	≤8.00	PASS
		2462	-14.57	-24.57	≤8.00	PASS
11N40SISO	Ant1	2422	-18.18	-28.18	≤8.00	PASS
		2437	-17.58	-27.58	≤8.00	PASS
		2452	-17.86	-27.86	≤8.00	PASS

Note：

1. The Duty Cycle Factor(10*log(1/D)) and cable loss are compensated in the graph.
2. PSD(dBm/3kHz)= PSD(dBm/30kHz)- (10*log(30/3))

Test Graphs

11B_Ant1_2412

11B_Ant1_2437

11B_Ant1_2462

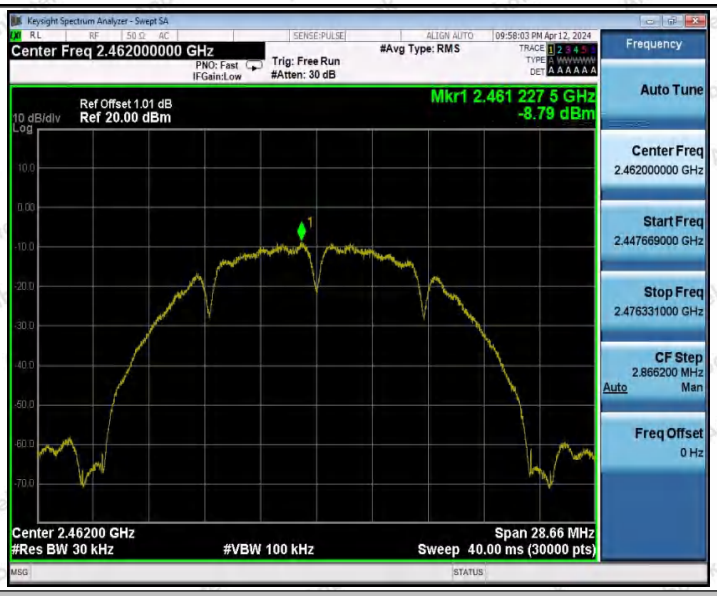

11G_Ant1_2412

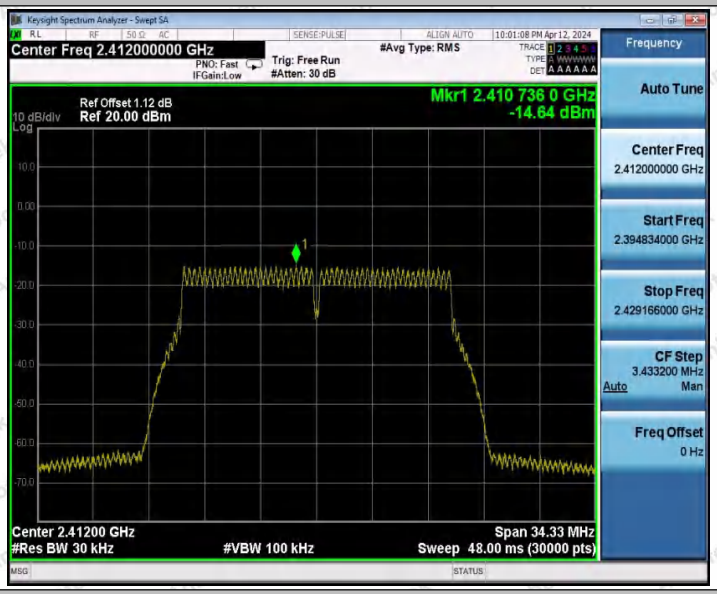

11G_Ant1_2437

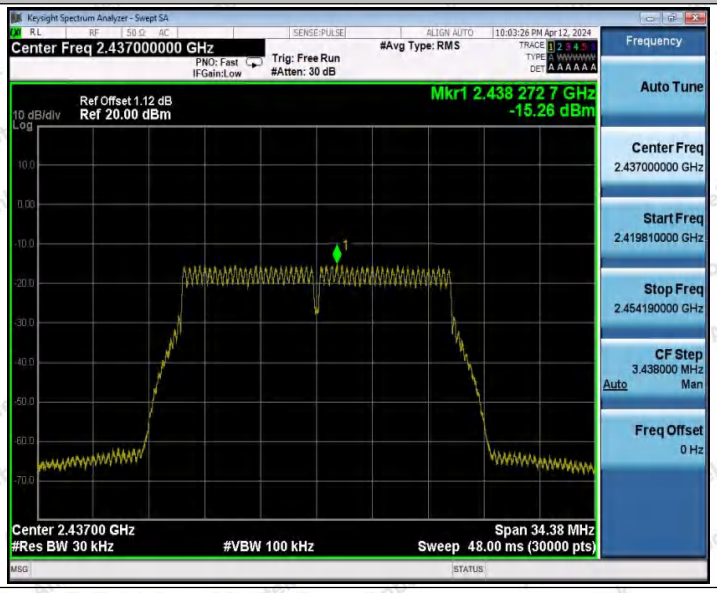

11G_Ant1_2462

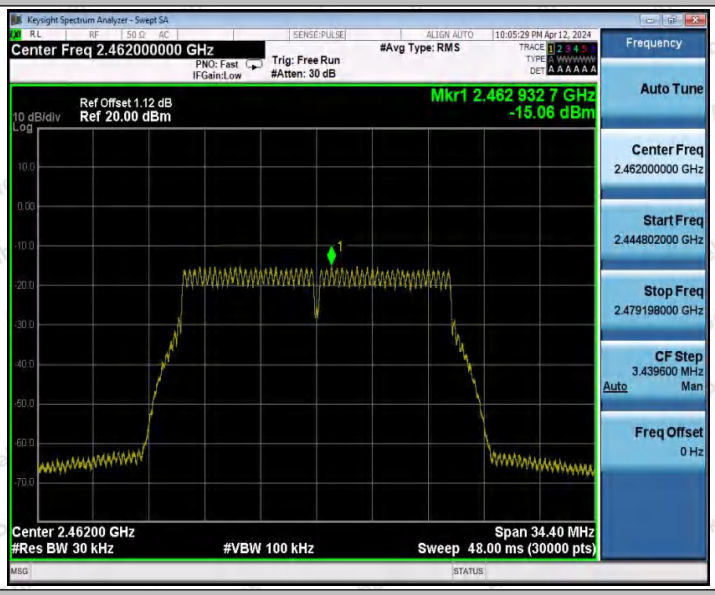

11N20SISO_Ant1_2412

11N20SISO_Ant1_2437

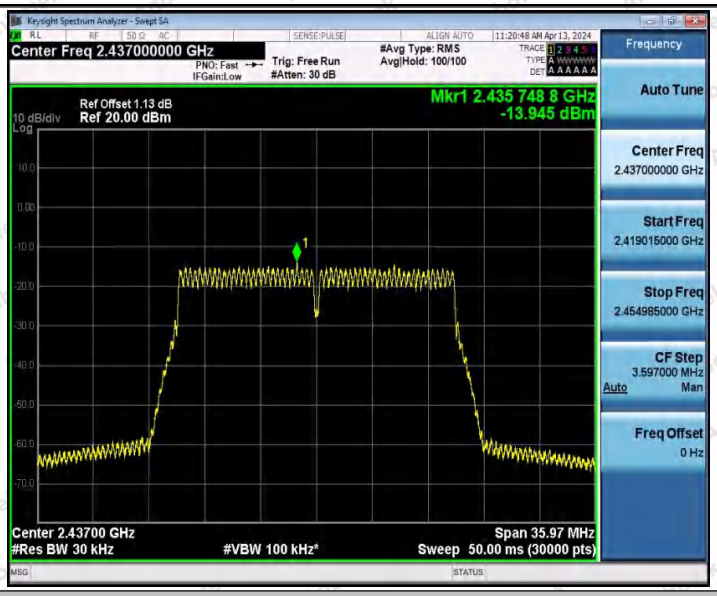

11N20SISO_Ant1_2462

11N40SISO_Ant1_2422

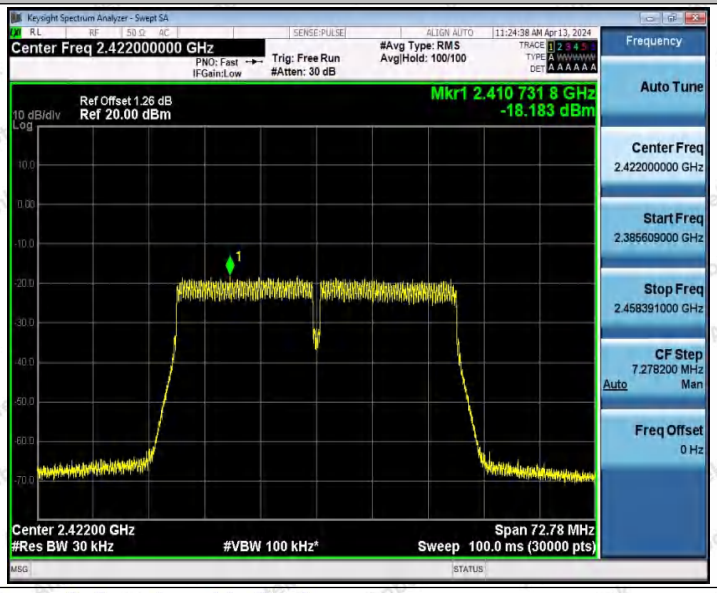

11N40SISO_Ant1_2437

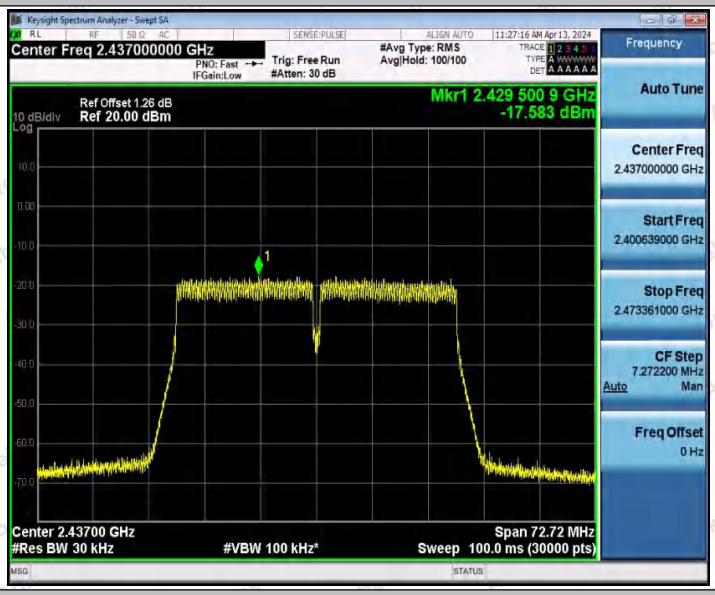

11N40SISO_Ant1_2452

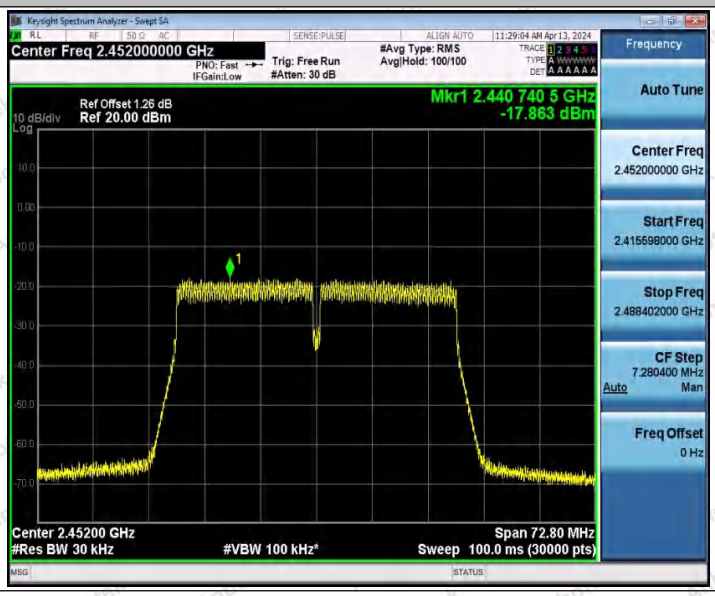

Appendix E: Conducted Band edge

Test Result

Test Mode	Antenna	ChName	Frequency[MHz]	RefLevel[dBm]	Result[dBm]	Limit[dBm]	Verdict
11B	Ant1	Low	2412	4.46	-44.59	≤-25.54	PASS
		High	2462	4.52	-54.14	≤-25.48	PASS
11G	Ant1	Low	2412	-1.86	-44.86	≤-31.86	PASS
		High	2462	-1.62	-53.48	≤-31.62	PASS
11N20SISO	Ant1	Low	2412	-0.95	-42.27	≤-30.95	PASS
		High	2462	-1.34	-52.13	≤-31.34	PASS
11N40SISO	Ant1	Low	2422	-5.24	-44.91	≤-35.24	PASS
		High	2452	-4.52	-50.32	≤-34.52	PASS

Test Graphs

11B_Ant1_Low_2412

11B_Ant1_High_2462

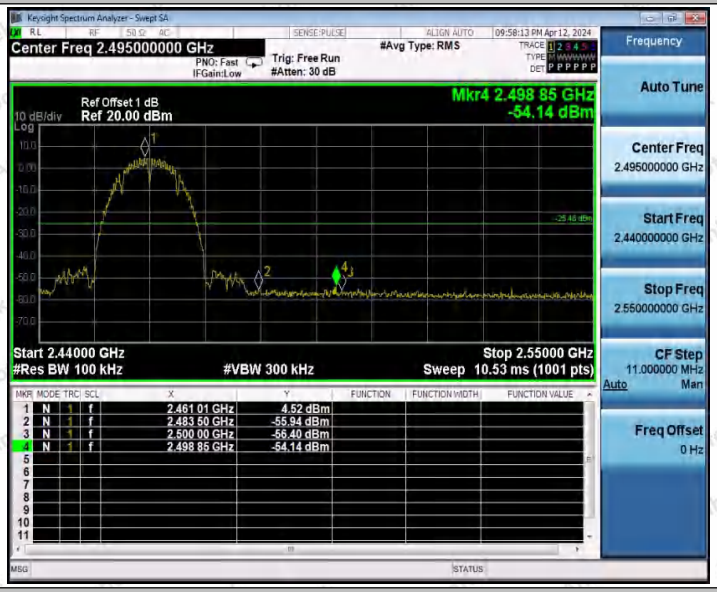

11G_Ant1_Low_2412

11G_Ant1_High_2462

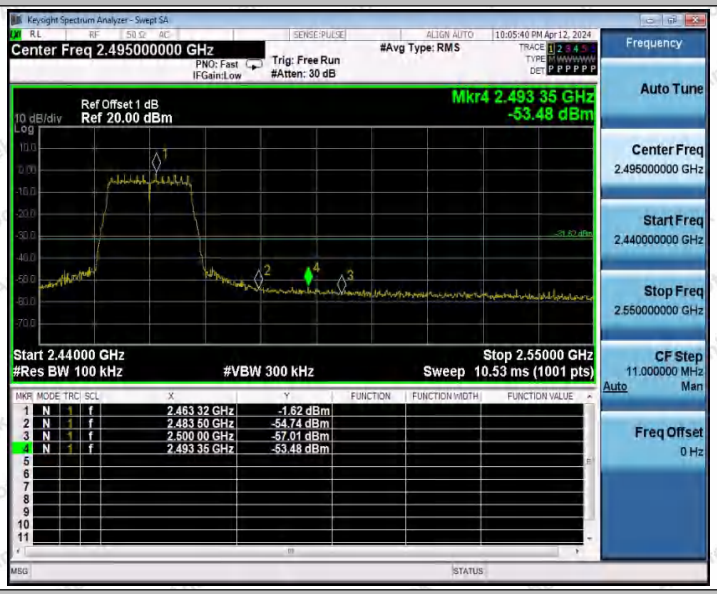

11N20SISO_Ant1_Low_2412

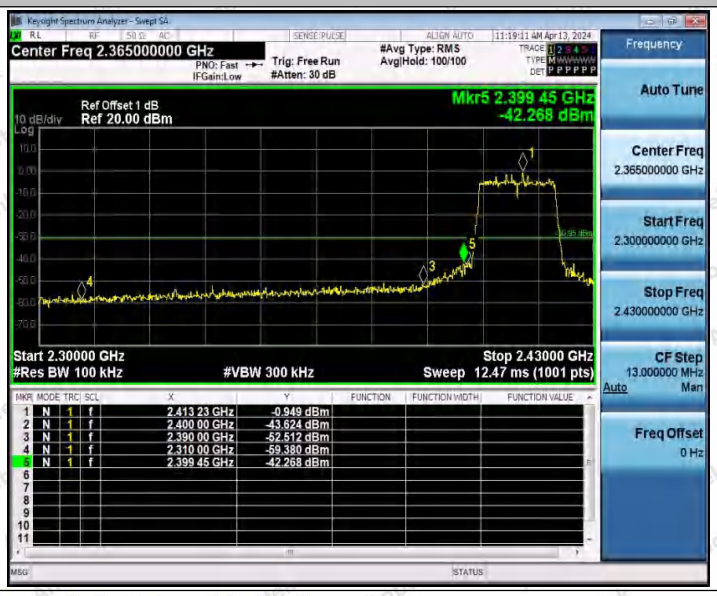

11N20SISO_Ant1_High_2462

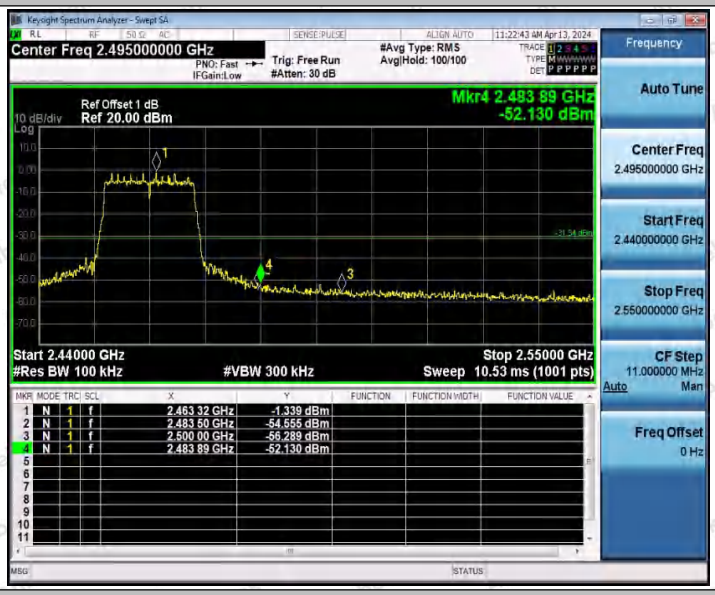

11N40SISO_Ant1_Low_2422

11N40SISO_Ant1_High_2452

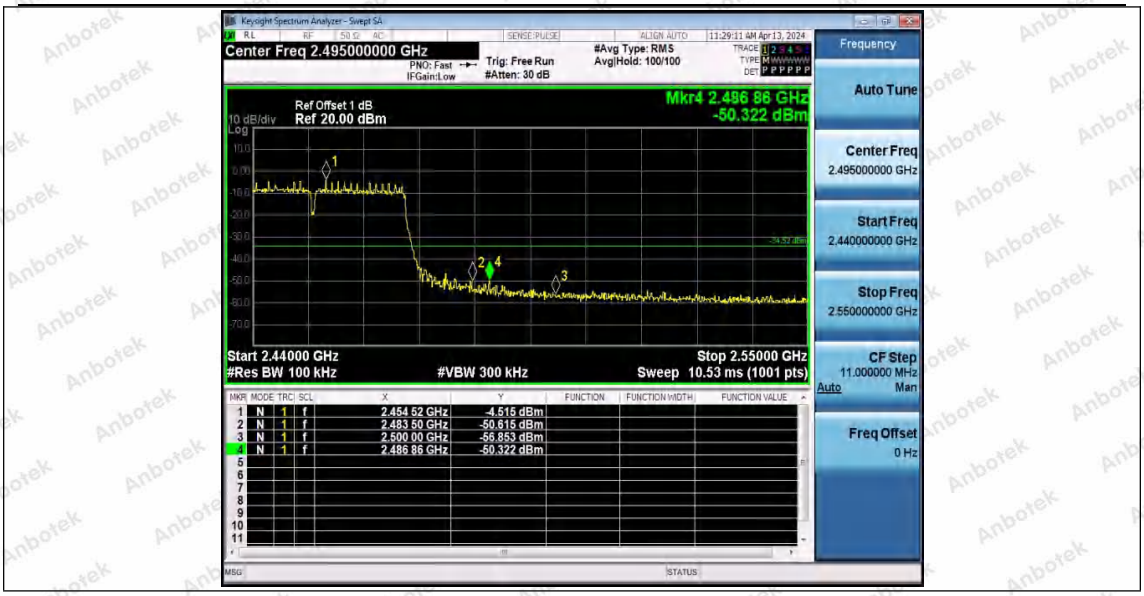
Keysight Spectrum Analyzer - Swept SA
Center Freq 2.495000000 GHz
PNO: Fast
IFGain:Low
Trig: Free Run
#Atten: 30 dB
#Avg Type: RMS
Avg|Hold: 100/100
11:29:11 AM Apr 13, 2024
Ref Offset 1 dB
10 dB/div Ref 20.00 dBm
Log
Mkr4 2.486 86 GHz
-50.322 dBm
Start 2.44000 GHz
#Res BW 100 kHz
#VBW 300 kHz
Stop 2.55000 GHz
Sweep 10.53 ms (1001 pts)
1 N 1 f 2.454 52 GHz -4.515 dBm
2 N 1 f 2.483 50 GHz -50.615 dBm
3 N 1 f 2.500 00 GHz -56.853 dBm
4 N 1 f 2.486 86 GHz -50.322 dBm
Frequency
Auto Tune
Center Freq
2.495000000 GHz
Start Freq
2.440000000 GHz
Stop Freq
2.550000000 GHz
CF Step
11.000000 MHz
Auto Man
Freq Offset
0 Hz

Appendix F: Conducted Spurious Emission

Test Result

Test Mode	Antenna	Frequency[MHz]	FreqRange [Mhz]	RefLevel [dBm]	Result [dBm]	Limit [dBm]	Verdict
11B	Ant1	2412	Reference	4.42	4.42	---	PASS
			30~1000	4.42	-67.96	≤-25.58	PASS
			1000~26500	4.42	-52.98	≤-25.58	PASS
		2437	Reference	4.46	4.46	---	PASS
			30~1000	4.46	-67.76	≤-25.54	PASS
			1000~26500	4.46	-52.66	≤-25.54	PASS
		2462	Reference	4.39	4.39	---	PASS
			30~1000	4.39	-68.3	≤-25.61	PASS
			1000~26500	4.39	-52.47	≤-25.61	PASS
11G	Ant1	2412	Reference	-1.53	-1.53	---	PASS
			30~1000	-1.53	-67.01	≤-31.53	PASS
			1000~26500	-1.53	-54.25	≤-31.53	PASS
		2437	Reference	-1.44	-1.44	---	PASS
			30~1000	-1.44	-67.39	≤-31.44	PASS
			1000~26500	-1.44	-53.68	≤-31.44	PASS
		2462	Reference	-1.36	-1.36	---	PASS
			30~1000	-1.36	-67.91	≤-31.36	PASS
			1000~26500	-1.36	-53.73	≤-31.36	PASS
11N20SISO	Ant1	2412	Reference	-4.42	-4.42	---	PASS
			30~1000	-4.42	-69.25	≤-34.42	PASS
			1000~26500	-4.42	-53.75	≤-34.42	PASS
		2437	Reference	-1.27	-1.27	---	PASS
			30~1000	-1.27	-68.51	≤-31.27	PASS
			1000~26500	-1.27	-55.03	≤-31.27	PASS
		2462	Reference	-4.92	-4.92	---	PASS
			30~1000	-4.92	-67.54	≤-34.92	PASS
			1000~26500	-4.92	-53.91	≤-34.92	PASS
11N40SISO	Ant1	2422	Reference	-5.17	-5.17	---	PASS
			30~1000	-5.17	-69.26	≤-35.17	PASS
			1000~26500	-5.17	-53.63	≤-35.17	PASS
		2437	Reference	-5.33	-5.33	---	PASS
			30~1000	-5.33	-68.15	≤-35.33	PASS
			1000~26500	-5.33	-53.35	≤-35.33	PASS
		2452	Reference	-4.57	-4.57	---	PASS
			30~1000	-4.57	-68.34	≤-34.57	PASS
			1000~26500	-4.57	-52.83	≤-34.57	PASS

Test Graphs

11B_Ant1_2412_0~Reference

11B_Ant1_2412_30~1000

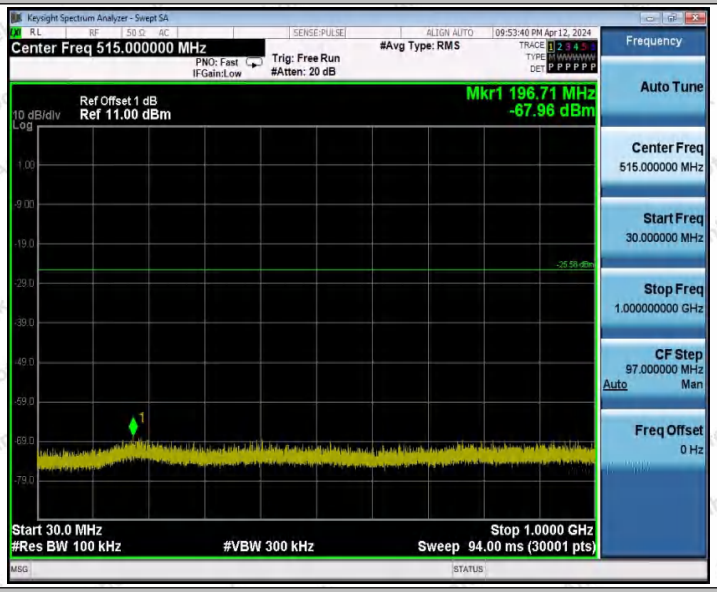

11B_Ant1_2412_1000~26500

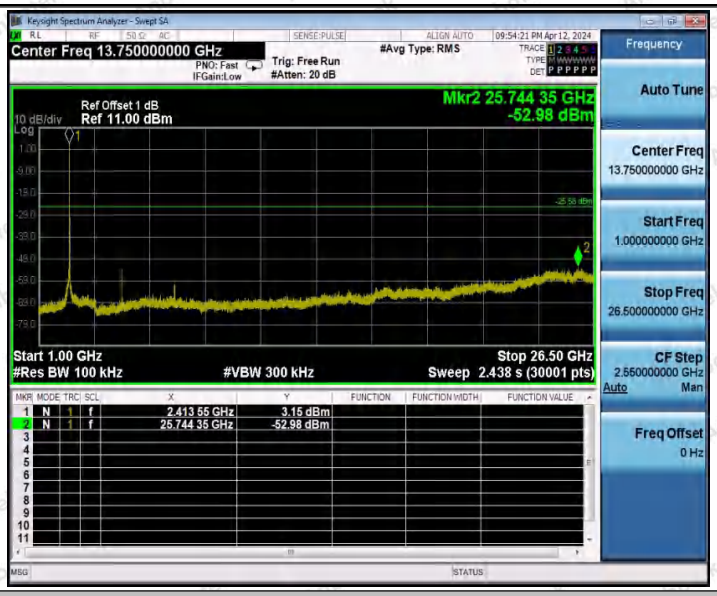

11B_Ant1_2437_0~Reference

11B_Ant1_2437_30~1000

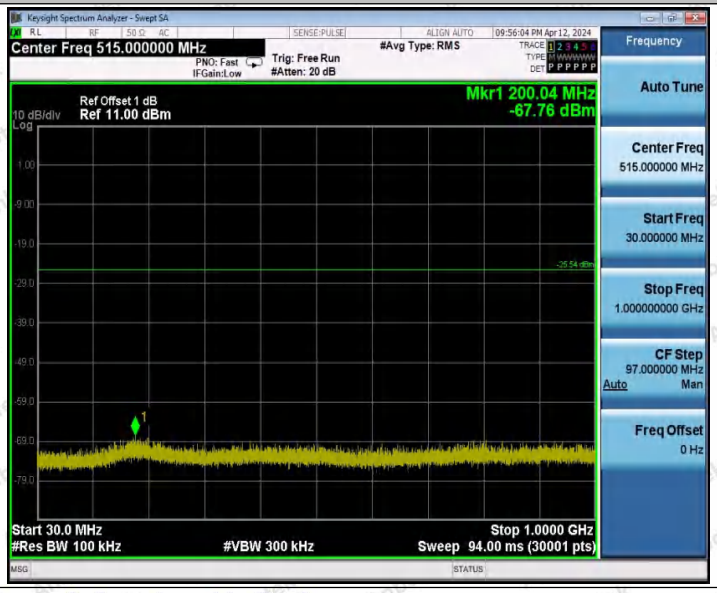

11B_Ant1_2437_1000~26500

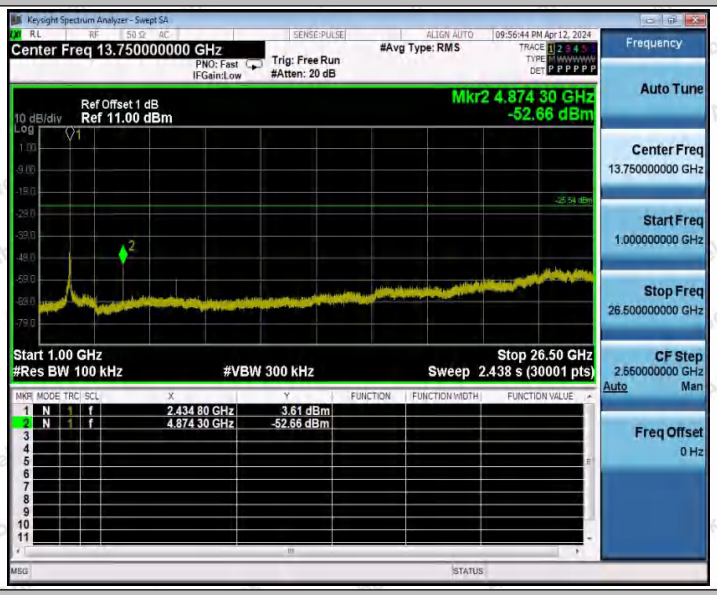

11B_Ant1_2462_0~Reference

11B_Ant1_2462_30~1000

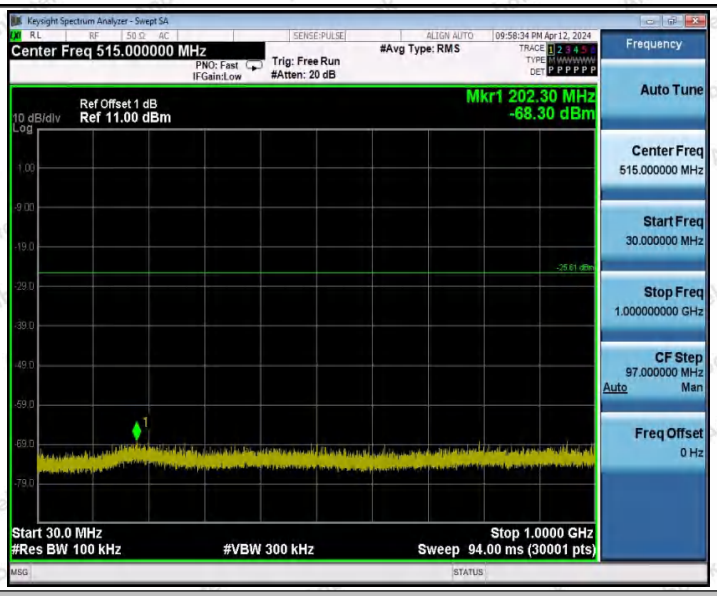

11B_Ant1_2462_1000~26500

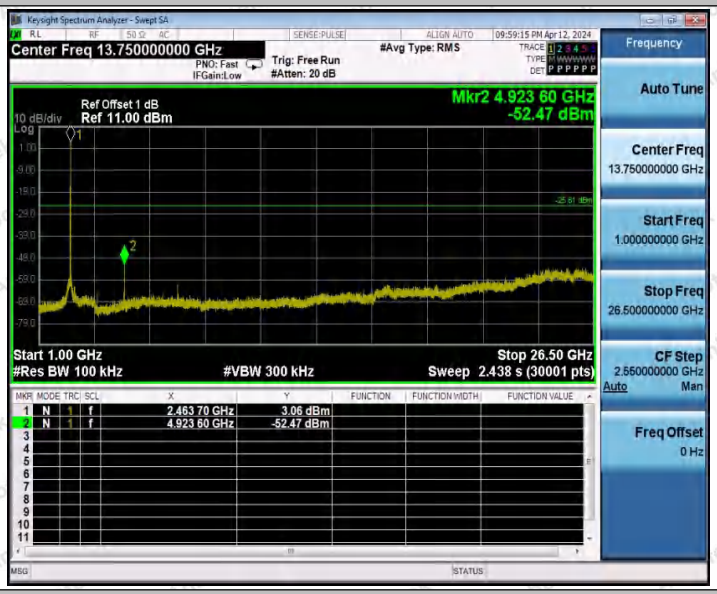

11G_Ant1_2412_0~Reference

11G_Ant1_2412_30~1000

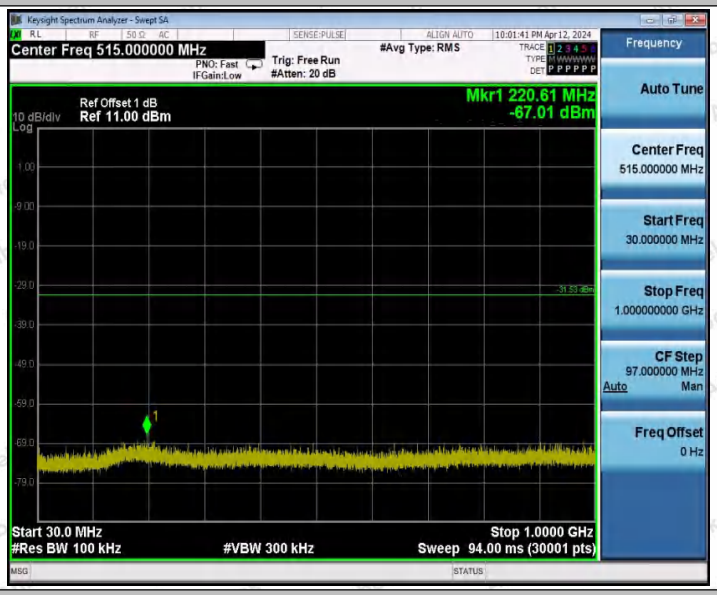

11G_Ant1_2412_1000~26500

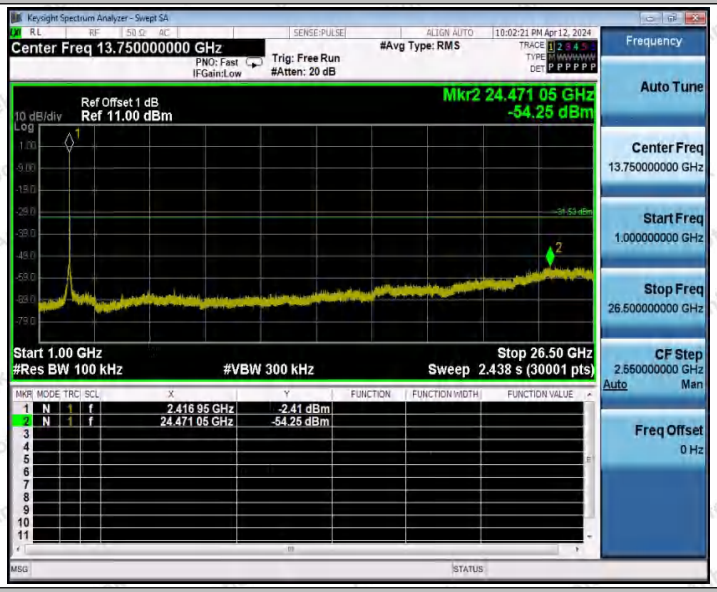

11G_Ant1_2437_0~Reference

11G_Ant1_2437_30~1000

11G_Ant1_2437_1000~26500

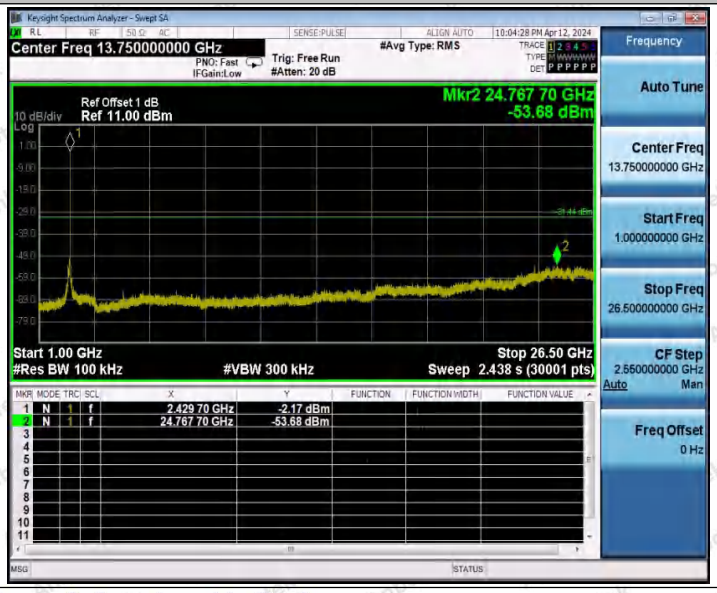

11G_Ant1_2462_0~Reference

11G_Ant1_2462_30~1000

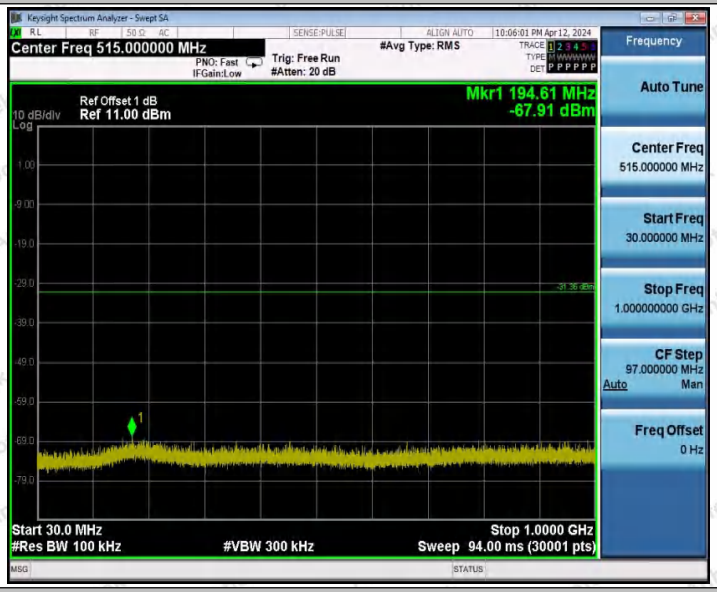

11G_Ant1_2462_1000~26500

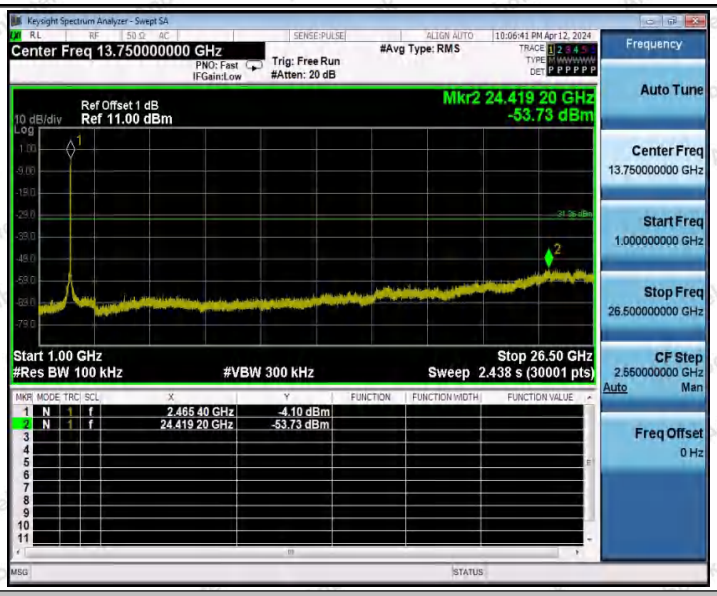

11N20SISO_Ant1_2412_0~Reference

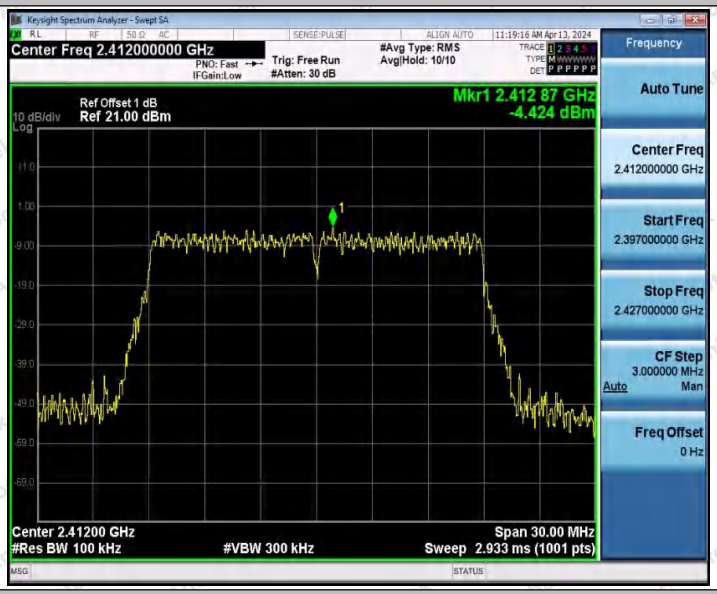

11N20SISO_Ant1_2412_30~1000

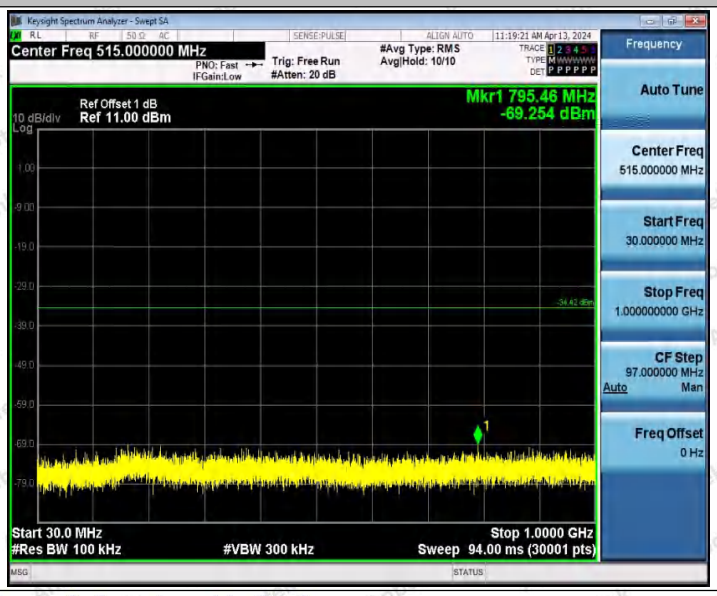

11N20SISO_Ant1_2412_1000~26500

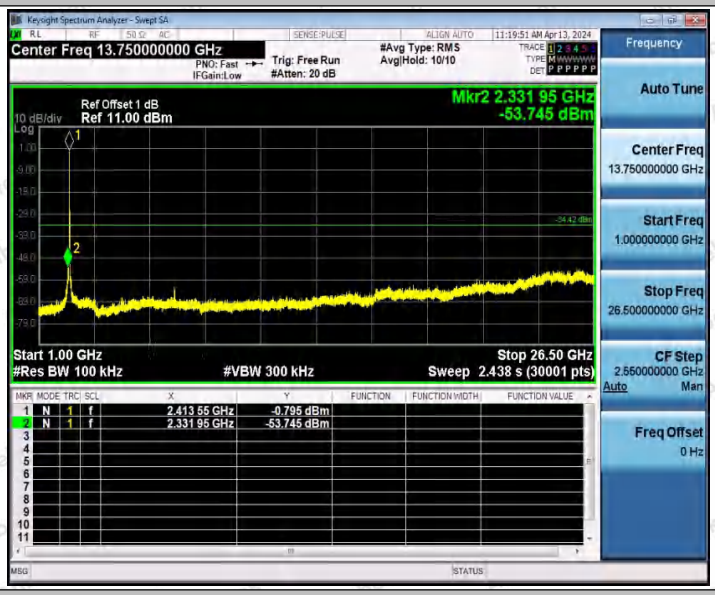

11N20SISO_Ant1_2437_0~Reference

11N20SISO_Ant1_2437_30~1000

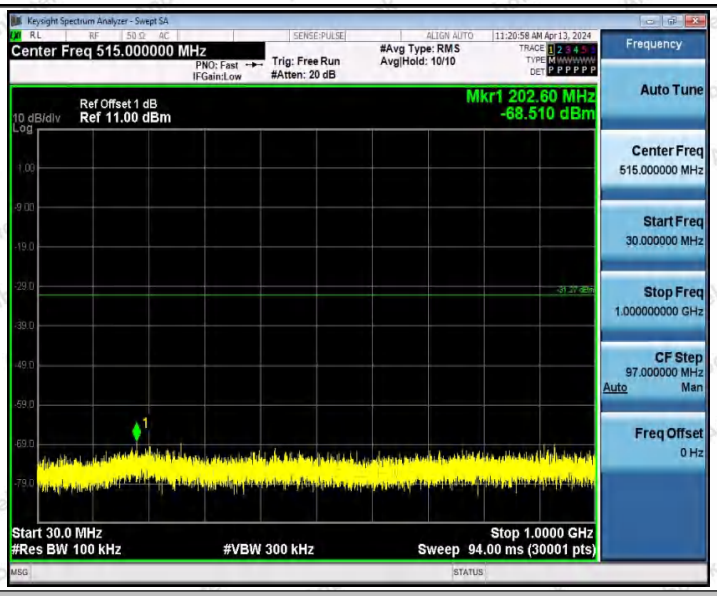

11N20SISO_Ant1_2437_1000~26500

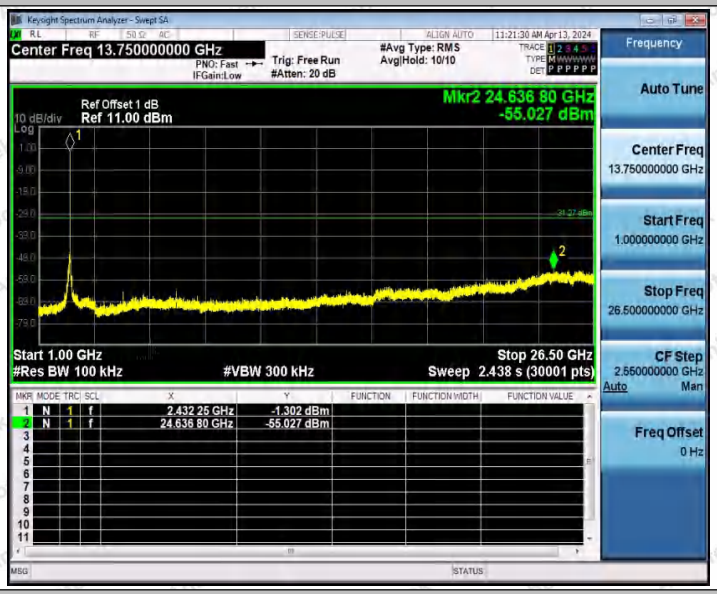

11N20SISO_Ant1_2462_0~Reference

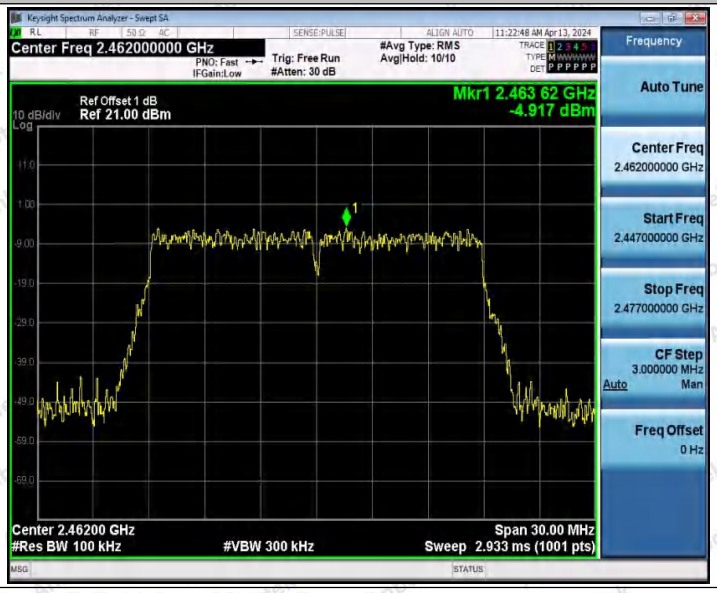

11N20SISO_Ant1_2462_30~1000

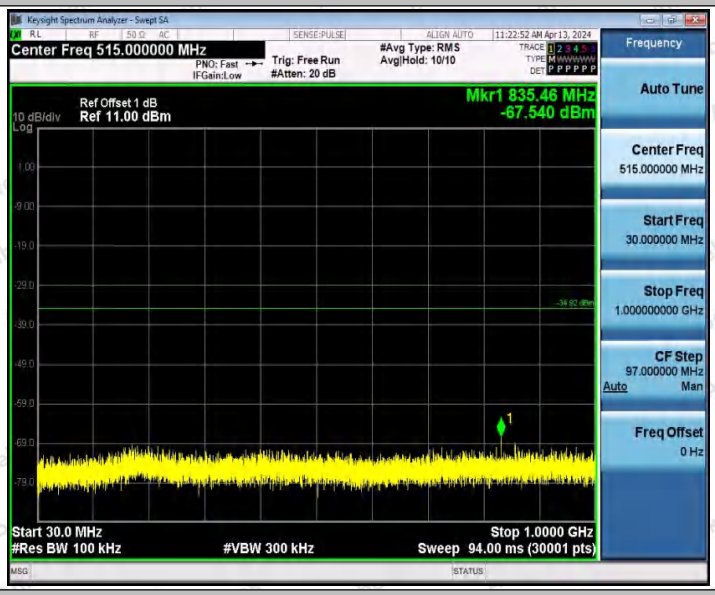

11N20SISO_Ant1_2462_1000~26500

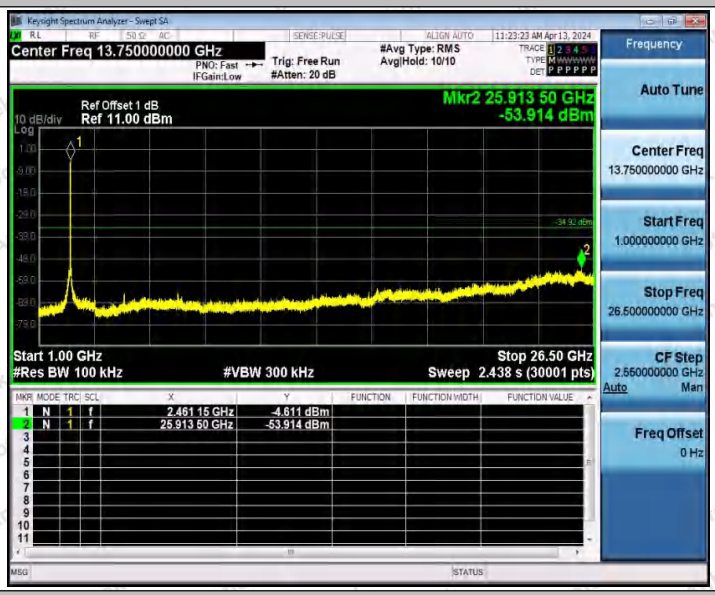

11N40SISO_Ant1_2422_0~Reference

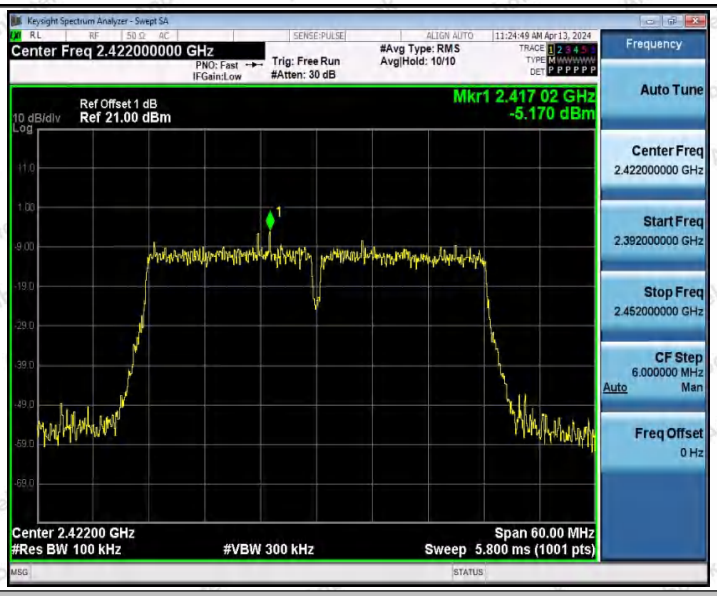

11N40SISO_Ant1_2422_30~1000

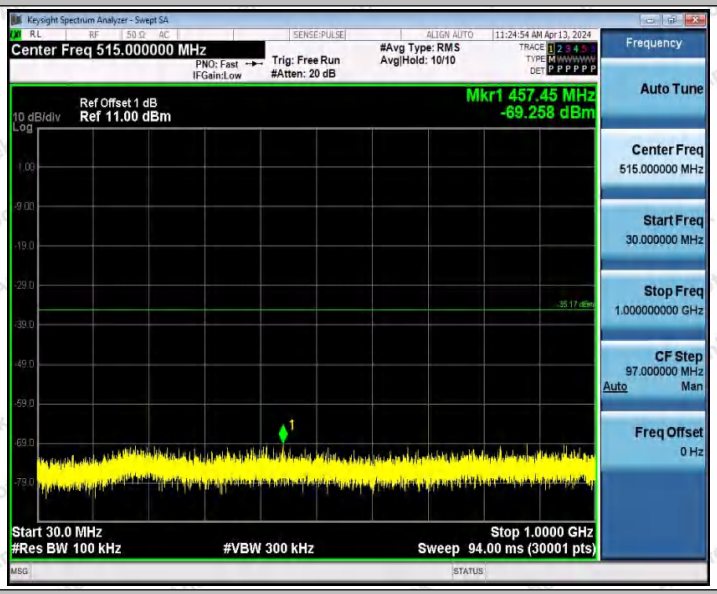

11N40SISO_Ant1_2422_1000~26500

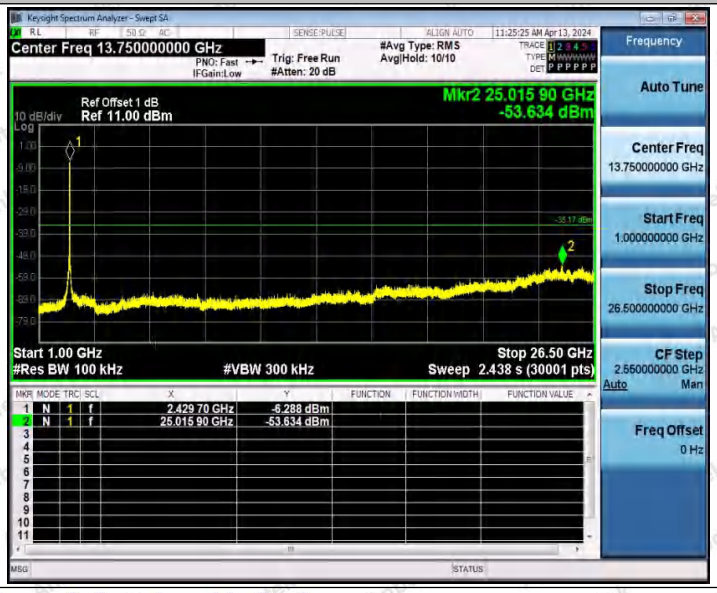

11N40SISO_Ant1_2437_0~Reference

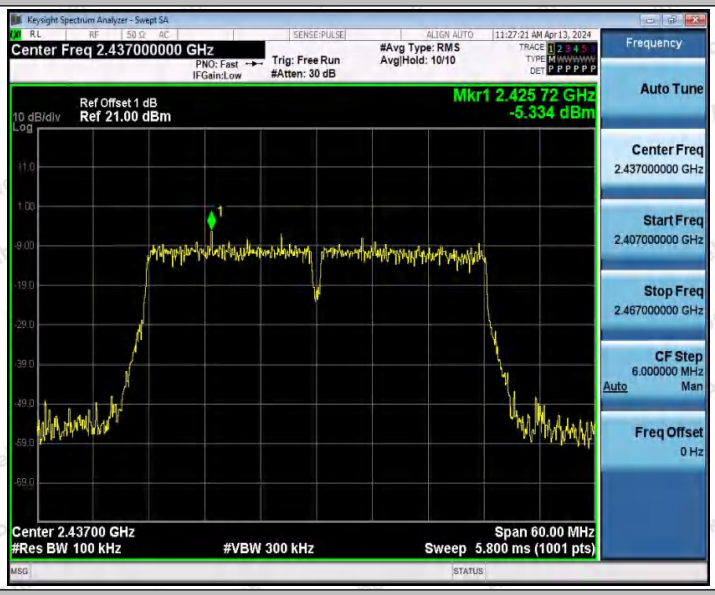

11N40SISO_Ant1_2437_30~1000

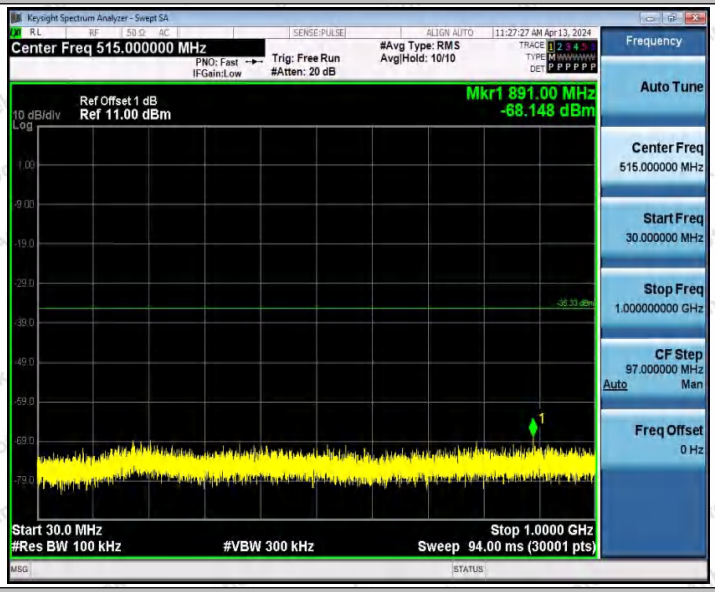

11N40SISO_Ant1_2437_1000~26500

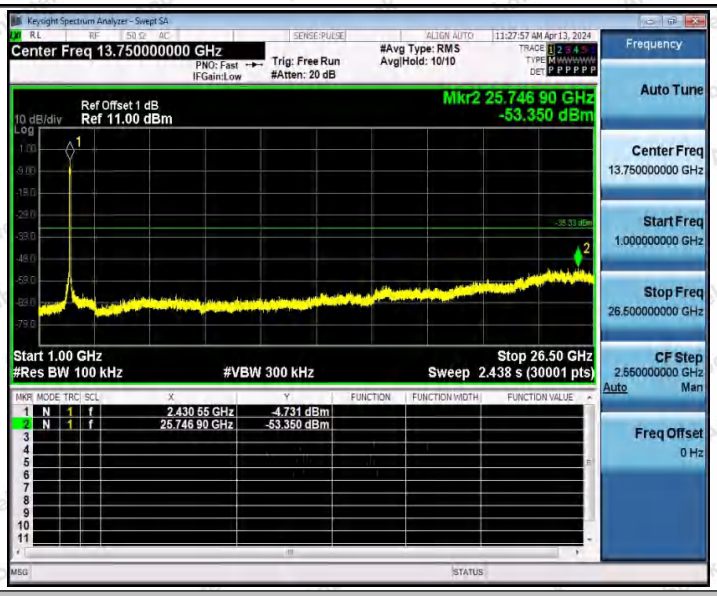

11N40SISO_Ant1_2452_0~Reference

11N40SISO_Ant1_2452_30~1000

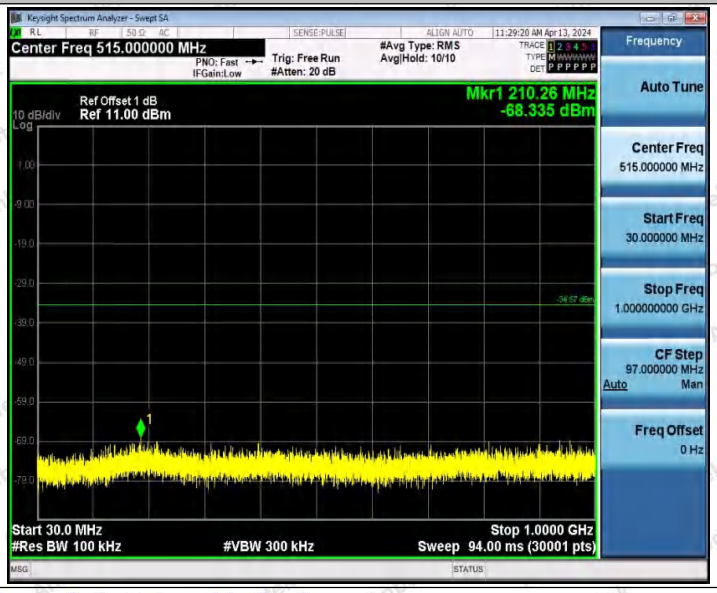

11N40SISO_Ant1_2452_1000~26500

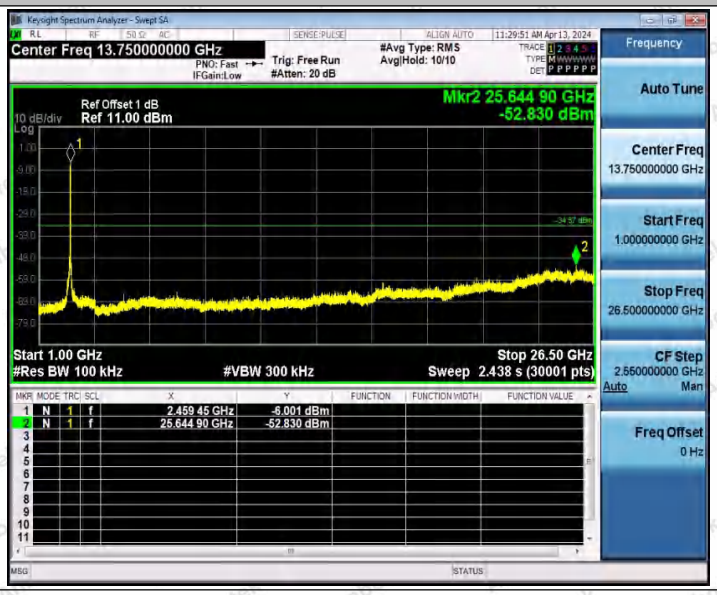

Appendix G: Duty Cycle

Test Result

Test Mode	Antenna	Frequency[MHz]	Transmission Duration [ms]	Transmission Period [ms]	Duty Cycle [%]	Factor
11B	Ant1	2412	8.38	8.41	99.64	0.02
		2437	8.38	8.41	99.64	0.02
		2462	8.39	8.41	99.76	0.01
11G	Ant1	2412	1.39	1.43	97.20	0.12
		2437	1.39	1.43	97.20	0.12
		2462	1.39	1.43	97.20	0.12
11N20SISO	Ant1	2412	1.30	1.34	97.01	0.13
		2437	1.30	1.34	97.01	0.13
		2462	1.30	1.33	97.74	0.10
11N40SISO	Ant1	2422	0.65	0.69	94.20	0.26
		2437	0.65	0.69	94.20	0.26
		2452	0.65	0.69	94.20	0.26

Test Graphs

11B_Ant1_2412

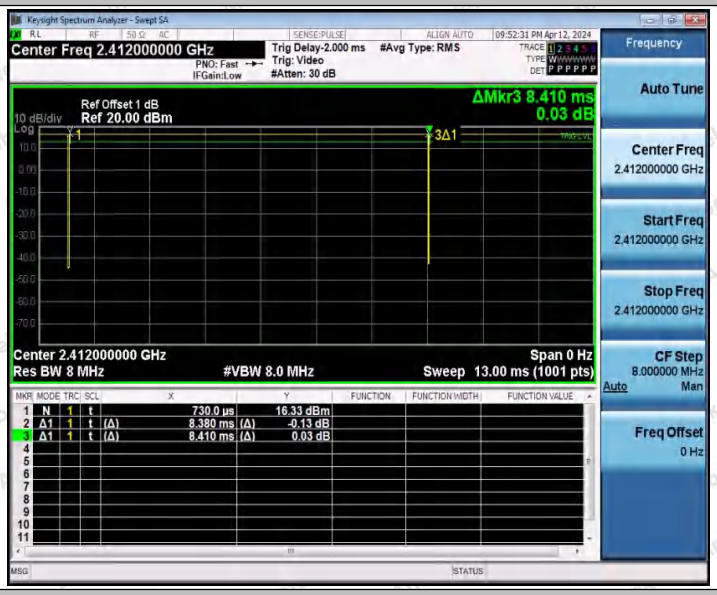

11B_Ant1_2437

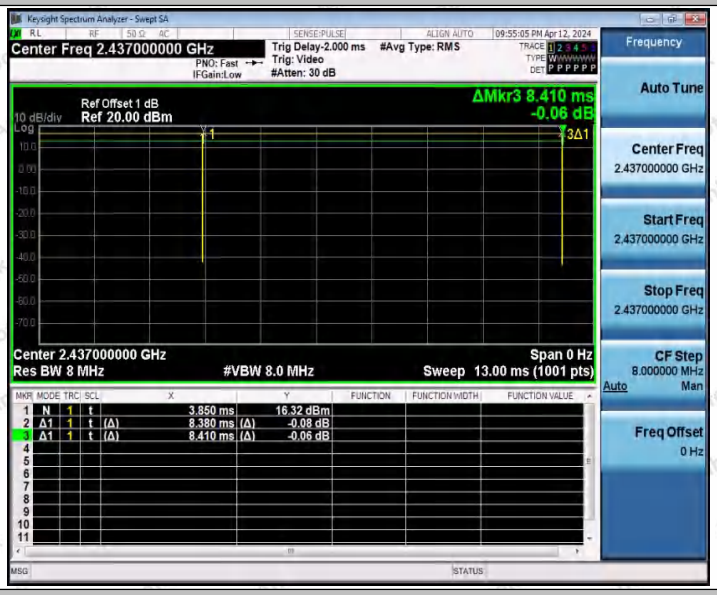

11B_Ant1_2462

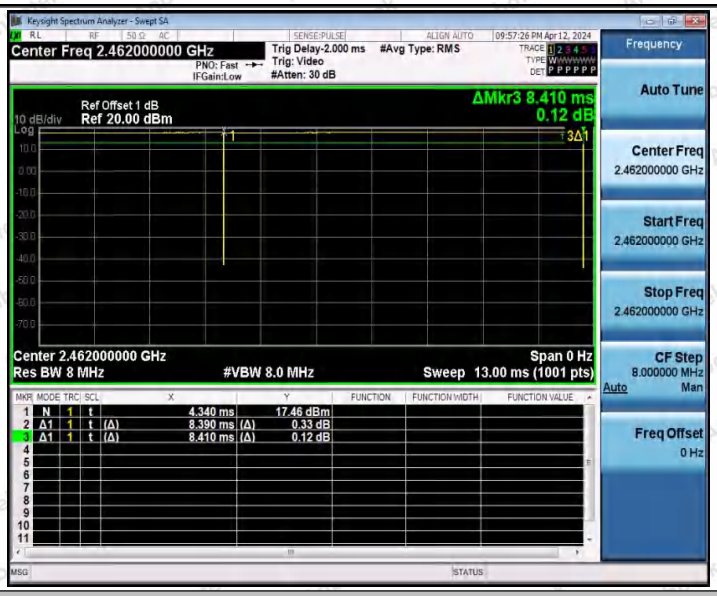

11G_Ant1_2412

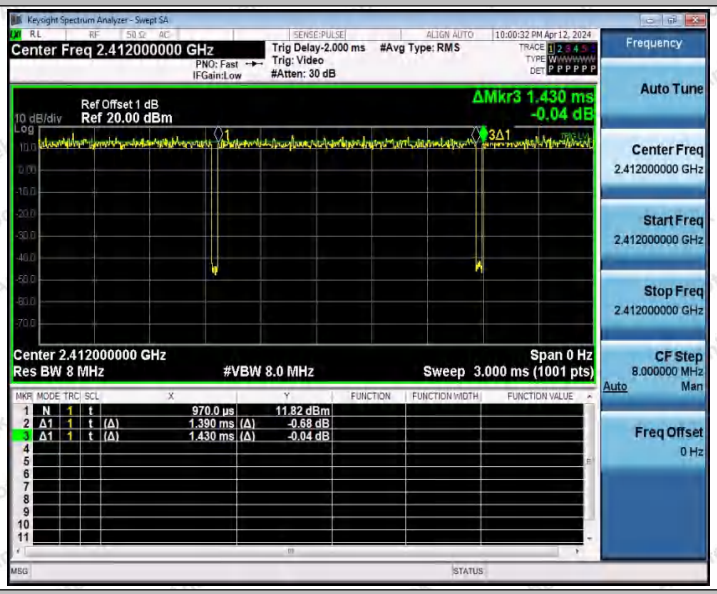

11G_Ant1_2437

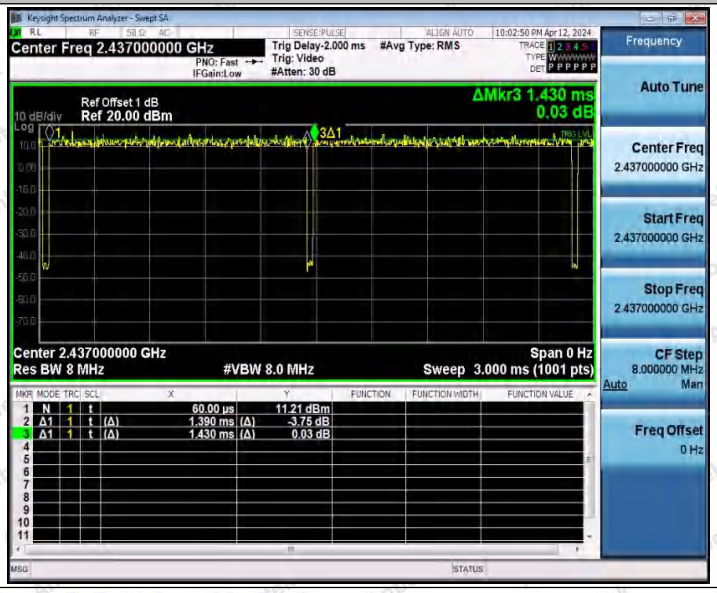

11G_Ant1_2462

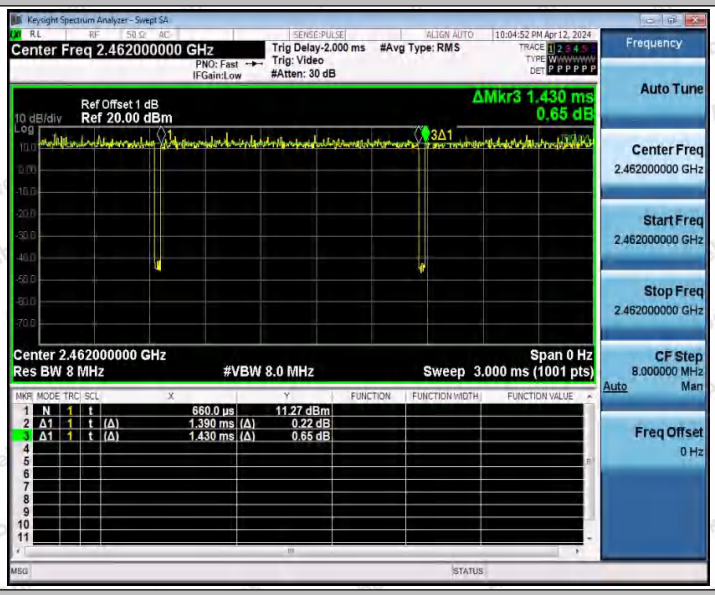

11N20SISO_Ant1_2412

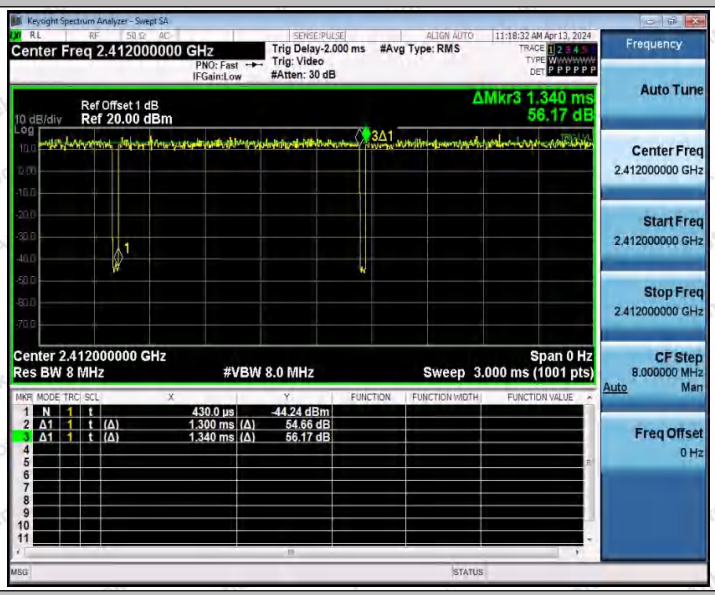

11N20SISO_Ant1_2437

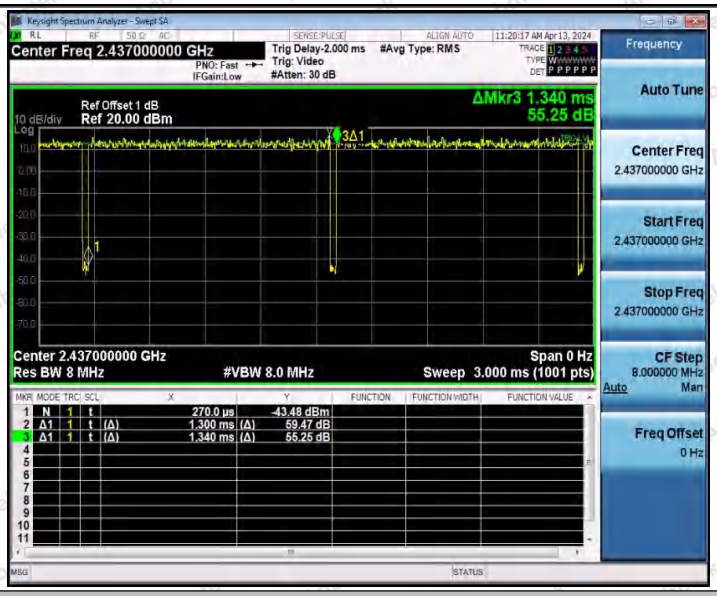

11N20SISO_Ant1_2462

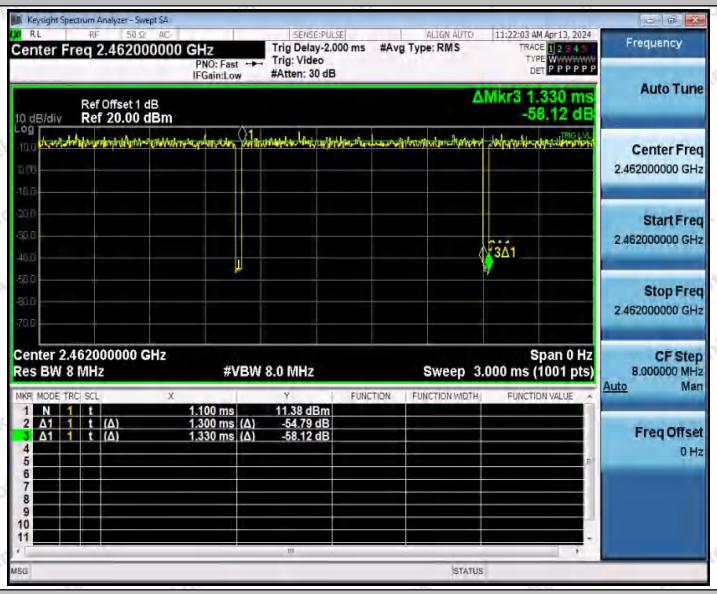

11N40SISO_Ant1_2422

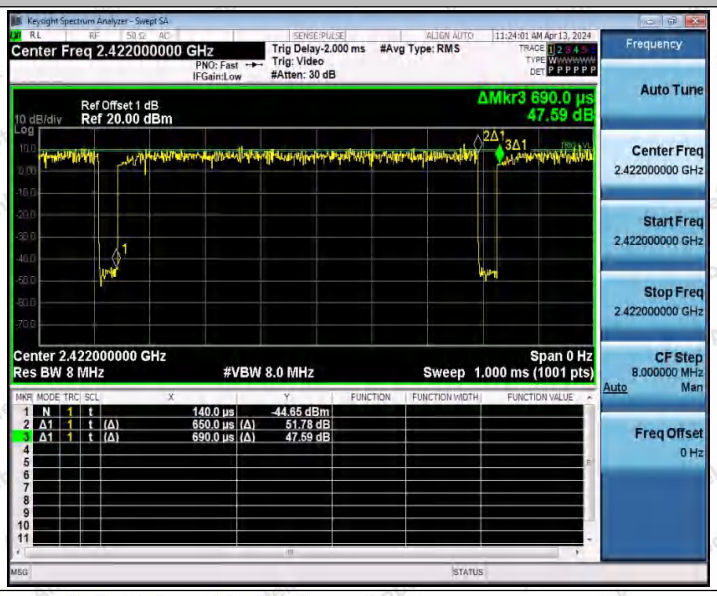

11N40SISO_Ant1_2437

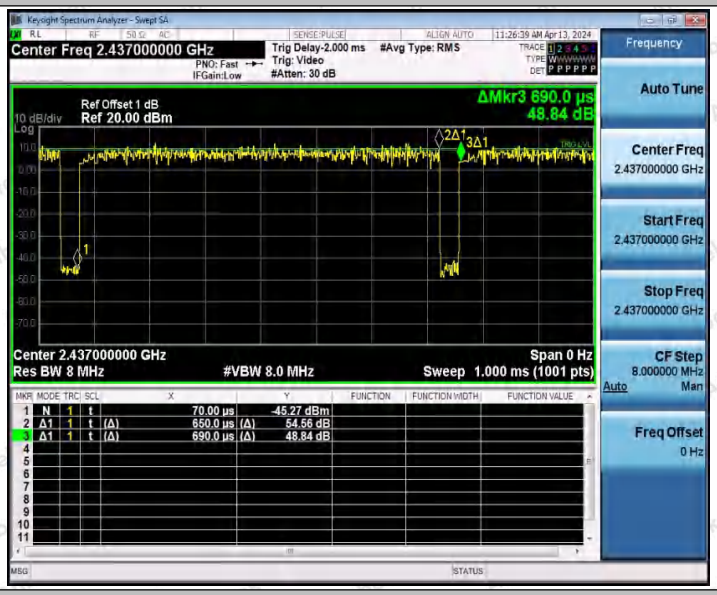

11N40SISO_Ant1_2452

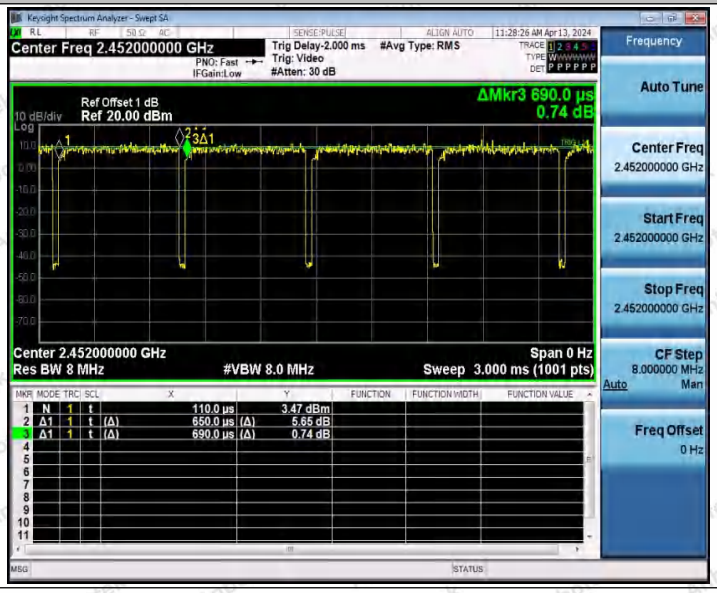

---END---