Restrict Band NVNT ac80 5210MHz Ant1 Peak

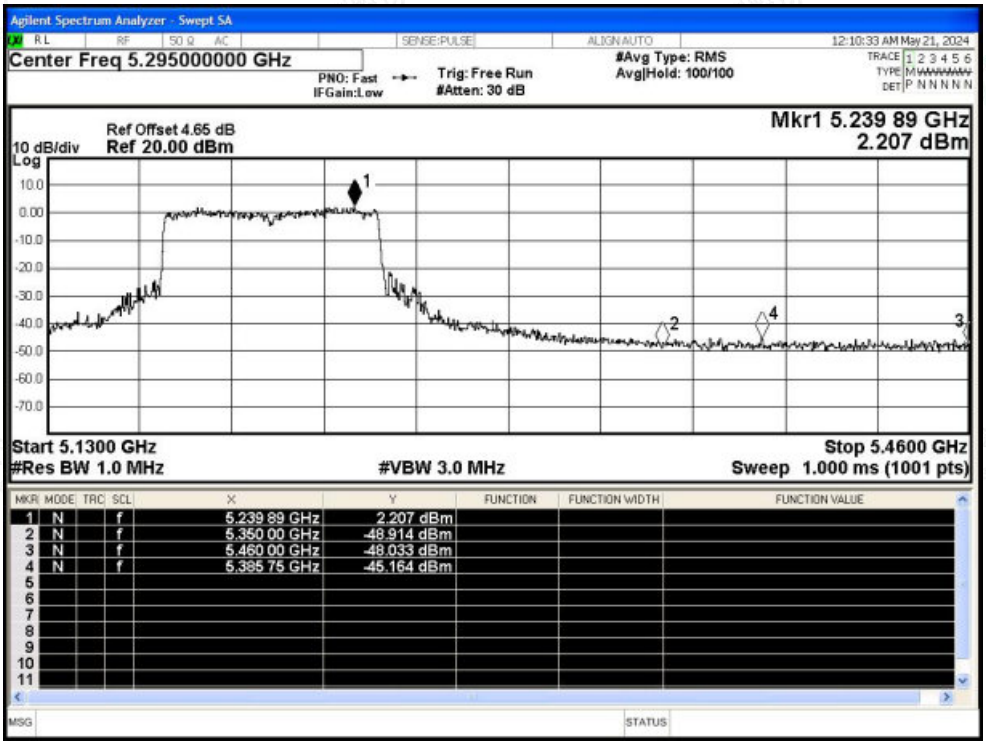

Restrict Band NVNT ac80 5210MHz Ant1 Average

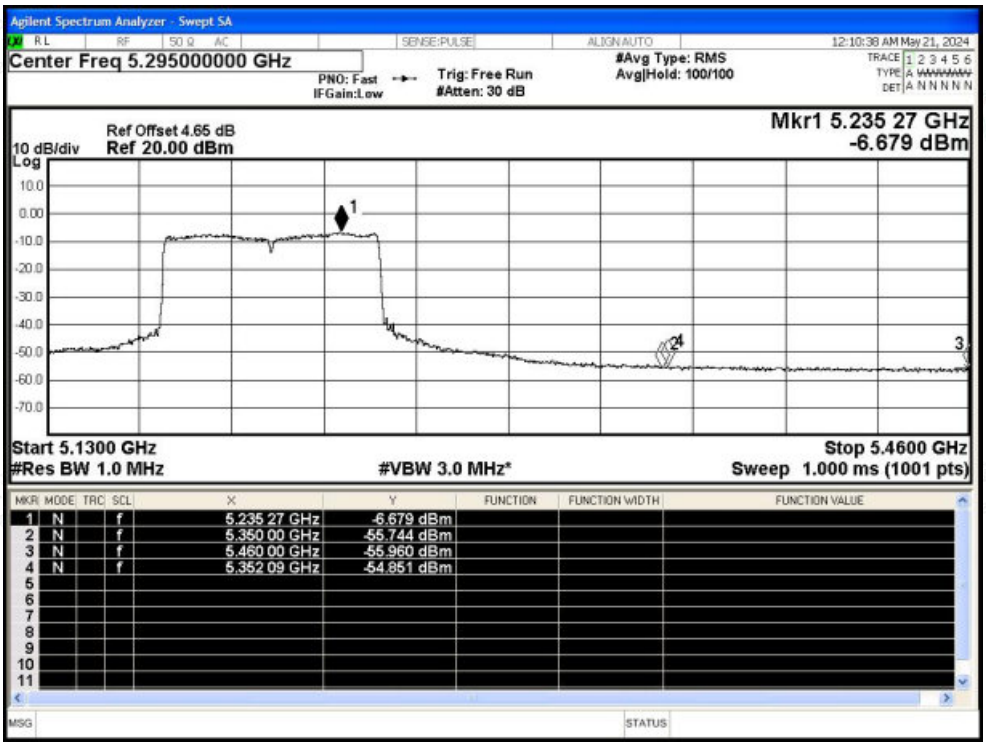

Restrict Band NVNT ac80 5210MHz Ant1 Peak

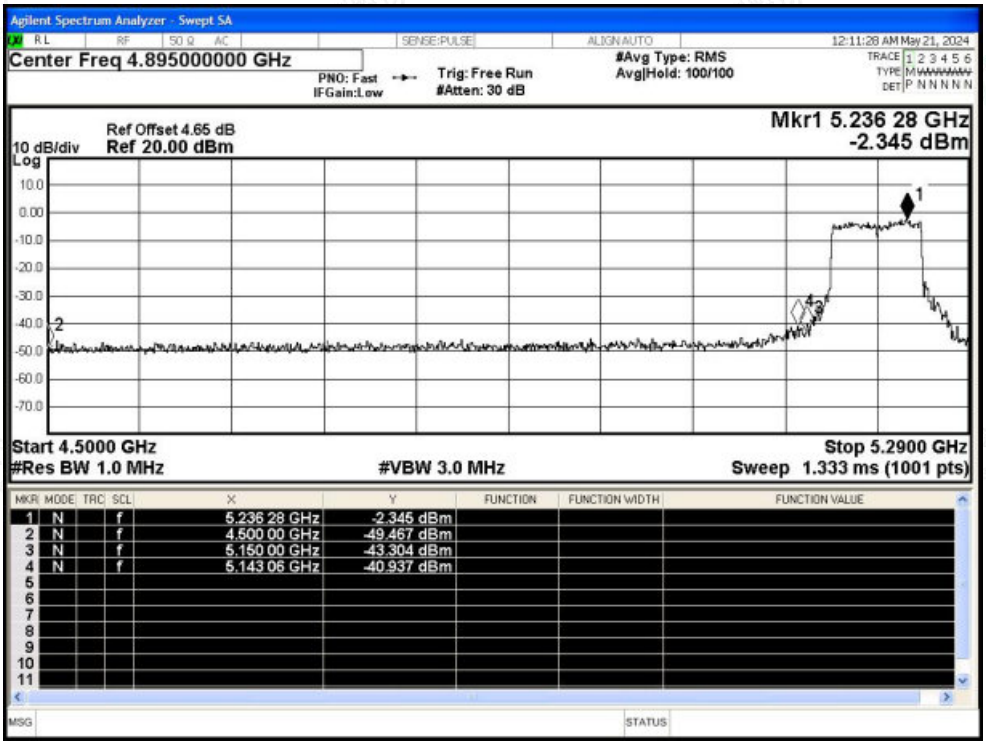

Restrict Band NVNT ac80 5210MHz Ant1 Average

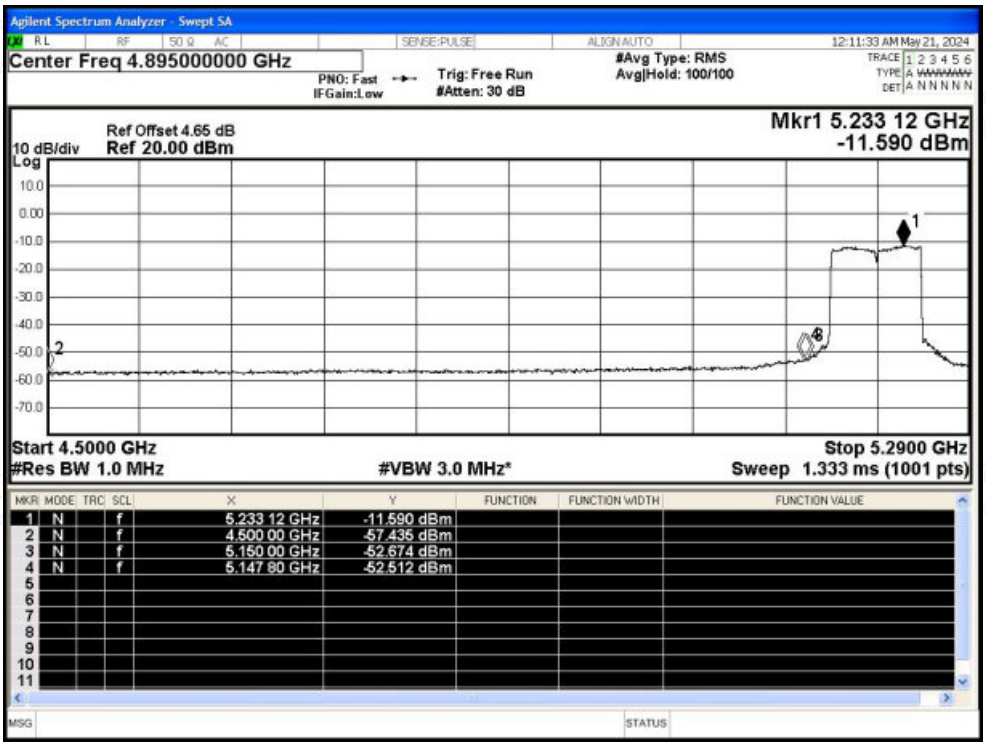

Note: 802.11a mode, only show the worst set of antenna1 data.

Condition	Mode	Frequency (MHz)	Antenna	Spur Freq (MHz)	Power (dBm)	Gain (dBi)	Duty Factor (dB)	E (dBuV/m)	Detector	Limit (dBuV/m)	Verdict
NVNT	a	5180	Ant2	4500	-48.99	3.29	-	49.60	Peak	68.2	Pass
NVNT	a	5180	Ant2	4500	-57.07	3.29	0.24	41.76	Average	54	Pass
NVNT	a	5180	Ant2	5148.9	-43.17	3.29	-	55.42	Peak	68.2	Pass
NVNT	a	5180	Ant2	5148.2	-53.54	3.29	0.24	45.29	Average	54	Pass
NVNT	a	5180	Ant2	5150	-38.72	3.29	-	59.87	Peak	68.2	Pass
NVNT	a	5180	Ant2	5150	-54.37	3.29	0.24	44.46	Average	54	Pass
NVNT	a	5240	Ant2	5350	-48.16	3.29	-	50.43	Peak	68.2	Pass
NVNT	a	5240	Ant2	5350	-56.59	3.29	0.24	42.24	Average	54	Pass
NVNT	a	5240	Ant2	5369.76	-46.25	3.29	-	52.34	Peak	68.2	Pass
NVNT	a	5240	Ant2	5350.56	-55.63	3.29	0.24	43.20	Average	54	Pass
NVNT	a	5240	Ant2	5460	-48.46	3.29	-	50.13	Peak	68.2	Pass
NVNT	a	5240	Ant2	5460	-56.82	3.29	0.24	42.01	Average	54	Pass
NVNT	n20	5180	Ant2	4500	-49.01	3.29	-	49.58	Peak	68.2	Pass
NVNT	n20	5180	Ant2	4500	-57.39	3.29	0.28	41.48	Average	54	Pass
NVNT	n20	5180	Ant2	5149.6	-40.43	3.29	-	58.16	Peak	68.2	Pass
NVNT	n20	5180	Ant2	5149.6	-51.65	3.29	0.28	47.22	Average	54	Pass
NVNT	n20	5180	Ant2	5150	-38.28	3.29	-	60.31	Peak	68.2	Pass
NVNT	n20	5180	Ant2	5150	-52.26	3.29	0.28	46.61	Average	54	Pass
NVNT	n20	5240	Ant2	5350	-47.14	3.29	-	51.45	Peak	68.2	Pass
NVNT	n20	5240	Ant2	5350	-56.85	3.29	0.28	42.02	Average	54	Pass
NVNT	n20	5240	Ant2	5394.48	-45.98	3.29	-	52.61	Peak	68.2	Pass
NVNT	n20	5240	Ant2	5351.52	-56.17	3.29	0.28	42.70	Average	54	Pass
NVNT	n20	5240	Ant2	5460	-49.72	3.29	-	48.87	Peak	68.2	Pass
NVNT	n20	5240	Ant2	5460	-57.38	3.29	0.28	41.49	Average	54	Pass
NVNT	n40	5190	Ant2	4500	-49.41	3.29	-	49.18	Peak	68.2	Pass
NVNT	n40	5190	Ant2	4500	-57.48	3.29	0.12	41.23	Average	54	Pass
NVNT	n40	5190	Ant2	5148.24	-39.86	3.29	-	58.73	Peak	68.2	Pass
NVNT	n40	5190	Ant2	5149.7	-52.37	3.29	0.12	46.34	Average	54	Pass
NVNT	n40	5190	Ant2	5150	-42.67	3.29	-	55.92	Peak	68.2	Pass
NVNT	n40	5190	Ant2	5150	-52.37	3.29	0.12	46.34	Average	54	Pass
NVNT	n40	5230	Ant2	5350	-48.34	3.29	-	50.25	Peak	68.2	Pass
NVNT	n40	5230	Ant2	5350	-56.45	3.29	0.12	42.26	Average	54	Pass
NVNT	n40	5230	Ant2	5457.3	-46.08	3.29	-	52.51	Peak	68.2	Pass
NVNT	n40	5230	Ant2	5447.04	-56.29	3.29	0.12	42.42	Average	54	Pass
NVNT	n40	5230	Ant2	5460	-48.91	3.29	-	49.68	Peak	68.2	Pass
NVNT	n40	5230	Ant2	5460	-57.32	3.29	0.12	41.39	Average	54	Pass
NVNT	ac20	5180	Ant2	4500	-49.89	3.29	-	48.70	Peak	68.2	Pass
NVNT	ac20	5180	Ant2	4500	-57.73	3.29	0.28	41.14	Average	54	Pass
NVNT	ac20	5180	Ant2	5146.1	-41.32	3.29	-	57.27	Peak	68.2	Pass
NVNT	ac20	5180	Ant2	5149.6	-50.88	3.29	0.28	47.99	Average	54	Pass

NVNT	ac20	5180	Ant2	5150	-40.47	3.29	-	58.12	Peak	68.2	Pass
NVNT	ac20	5180	Ant2	5150	-50.62	3.29	0.28	48.25	Average	54	Pass
NVNT	ac20	5240	Ant2	5350	-49.23	3.29	-	49.36	Peak	68.2	Pass
NVNT	ac20	5240	Ant2	5350	-56.71	3.29	0.28	42.16	Average	54	Pass
NVNT	ac20	5240	Ant2	5452.56	-46.52	3.29	-	52.07	Peak	68.2	Pass
NVNT	ac20	5240	Ant2	5352.48	-56.07	3.29	0.28	42.80	Average	54	Pass
NVNT	ac20	5240	Ant2	5460	-50.44	3.29	-	48.15	Peak	68.2	Pass
NVNT	ac20	5240	Ant2	5460	-56.97	3.29	0.28	41.90	Average	54	Pass
NVNT	ac40	5190	Ant2	4500	-48.59	3.29	-	50.00	Peak	68.2	Pass
NVNT	ac40	5190	Ant2	4500	-57.21	3.29	0.12	41.50	Average	54	Pass
NVNT	ac40	5190	Ant2	5149.7	-38.98	3.29	-	59.61	Peak	68.2	Pass
NVNT	ac40	5190	Ant2	5148.97	-51.41	3.29	0.12	47.30	Average	54	Pass
NVNT	ac40	5190	Ant2	5150	-38.98	3.29	-	59.61	Peak	68.2	Pass
NVNT	ac40	5190	Ant2	5150	-51.66	3.29	0.12	47.05	Average	54	Pass
NVNT	ac40	5230	Ant2	5350	-47.97	3.29	-	50.62	Peak	68.2	Pass
NVNT	ac40	5230	Ant2	5350	-57.04	3.29	0.12	41.67	Average	54	Pass
NVNT	ac40	5230	Ant2	5351.46	-45.86	3.29	-	52.73	Peak	68.2	Pass
NVNT	ac40	5230	Ant2	5362.8	-55.99	3.29	0.12	42.72	Average	54	Pass
NVNT	ac40	5230	Ant2	5460	-48.72	3.29	-	49.87	Peak	68.2	Pass
NVNT	ac40	5230	Ant2	5460	-56.81	3.29	0.12	41.90	Average	54	Pass
NVNT	ac80	5210	Ant2	5350	-47.03	3.29	-	51.56	Peak	68.2	Pass
NVNT	ac80	5210	Ant2	5350	-56.66	3.29	0.25	42.18	Average	54	Pass
NVNT	ac80	5210	Ant2	5420.07	-45.92	3.29	-	52.67	Peak	68.2	Pass
NVNT	ac80	5210	Ant2	5363.97	-55.69	3.29	0.25	43.15	Average	54	Pass
NVNT	ac80	5210	Ant2	5460	-46.02	3.29	-	52.57	Peak	68.2	Pass
NVNT	ac80	5210	Ant2	5460	-56.15	3.29	0.25	42.69	Average	54	Pass
NVNT	ac80	5210	Ant2	4500	-49.64	3.29	-	48.95	Peak	68.2	Pass
NVNT	ac80	5210	Ant2	4500	-57.66	3.29	0.25	41.18	Average	54	Pass
NVNT	ac80	5210	Ant2	5138.32	-41.8	3.29	-	56.79	Peak	68.2	Pass
NVNT	ac80	5210	Ant2	5149.38	-51.51	3.29	0.25	47.33	Average	54	Pass
NVNT	ac80	5210	Ant2	5150	-42.7	3.29	-	55.89	Peak	68.2	Pass
NVNT	ac80	5210	Ant2	5150	-52.22	3.29	0.25	46.62	Average	54	Pass

Test Graphs

Restrict Band NVNT a 5180MHz Ant2 Peak

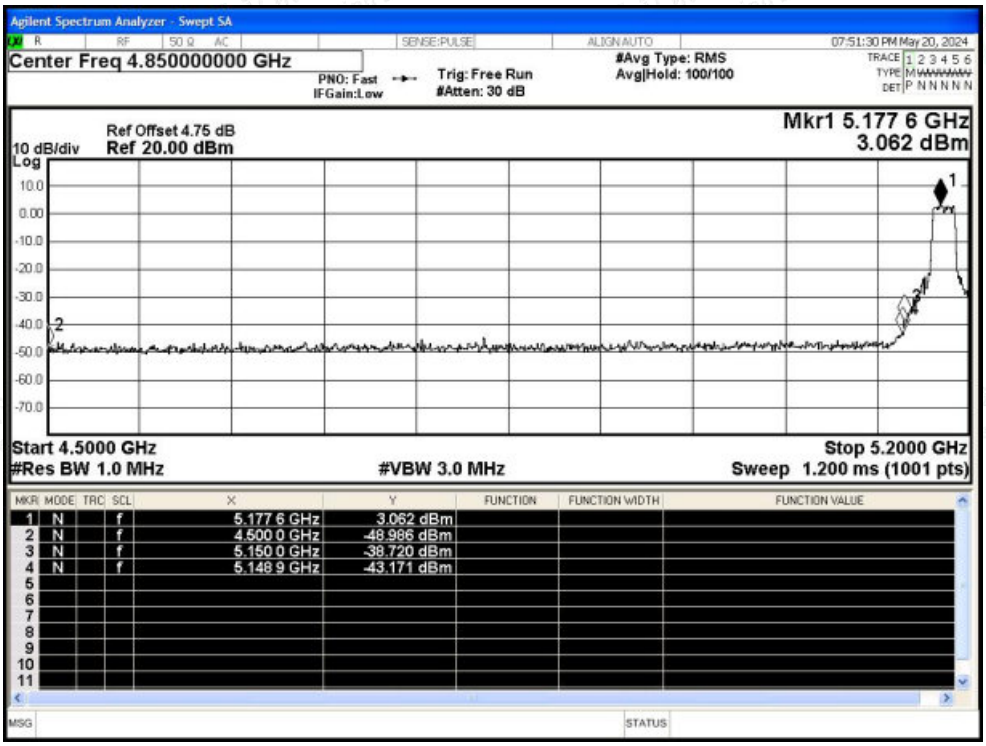

Restrict Band NVNT a 5180MHz Ant2 Average

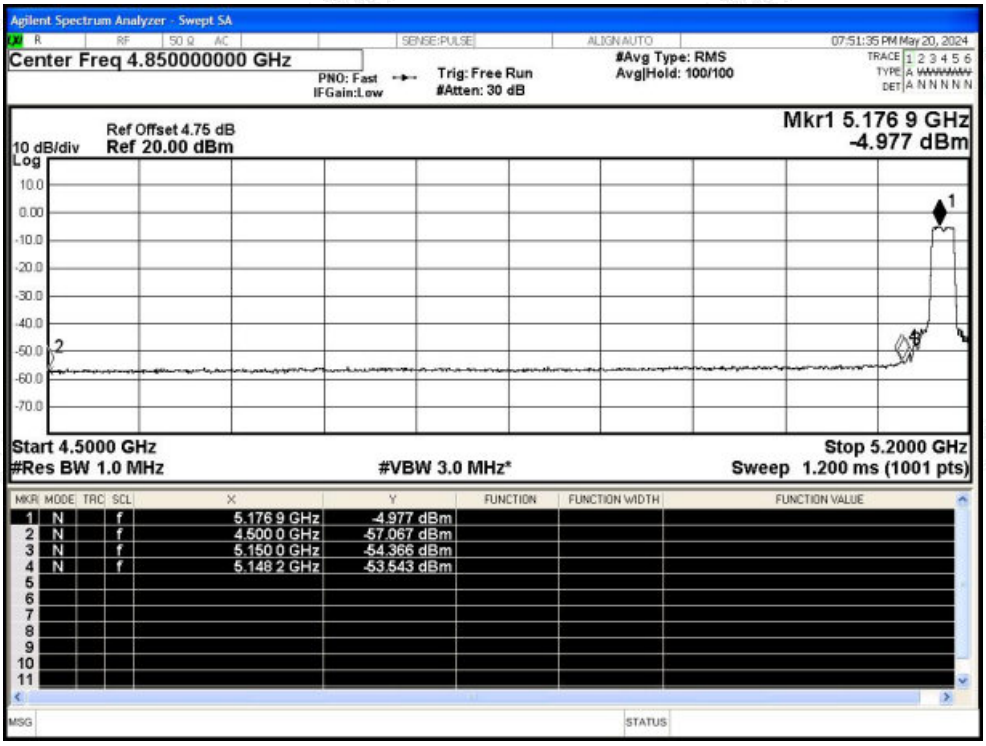

Restrict Band NVNT a 5240MHz Ant2 Peak

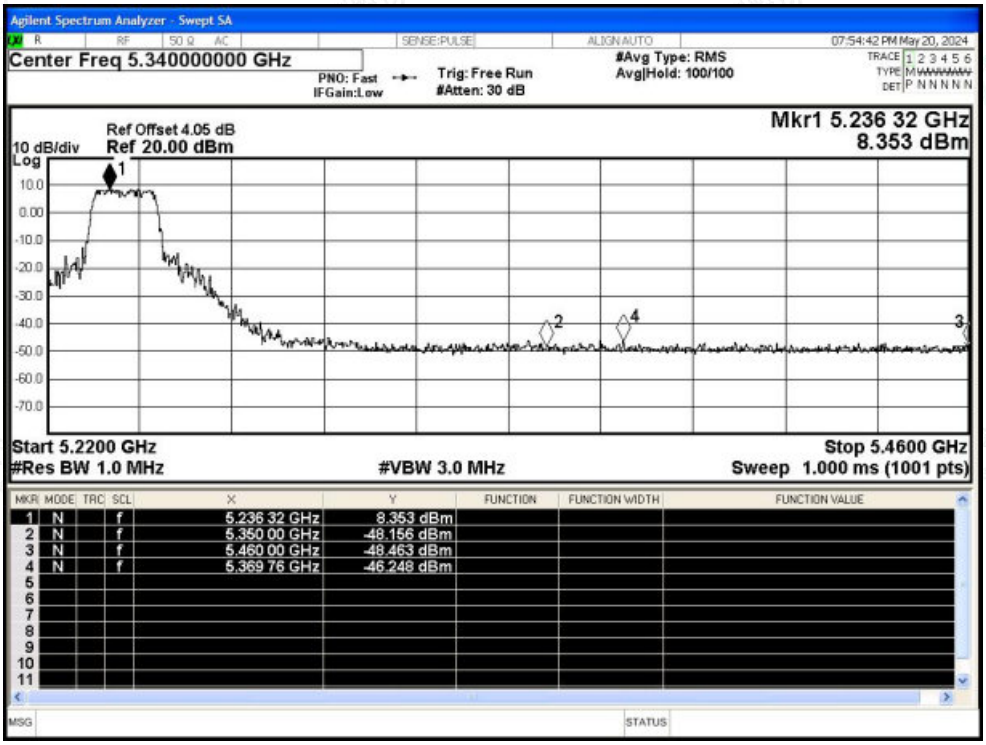

Restrict Band NVNT a 5240MHz Ant2 Average

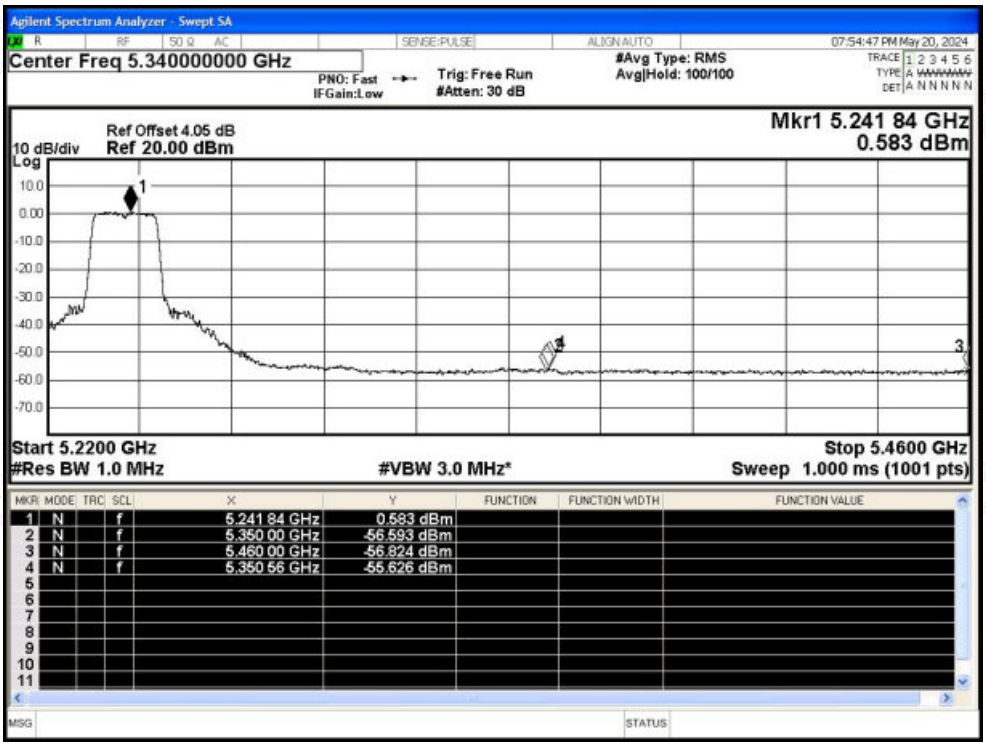

Restrict Band NVNT n20 5180MHz Ant2 Peak

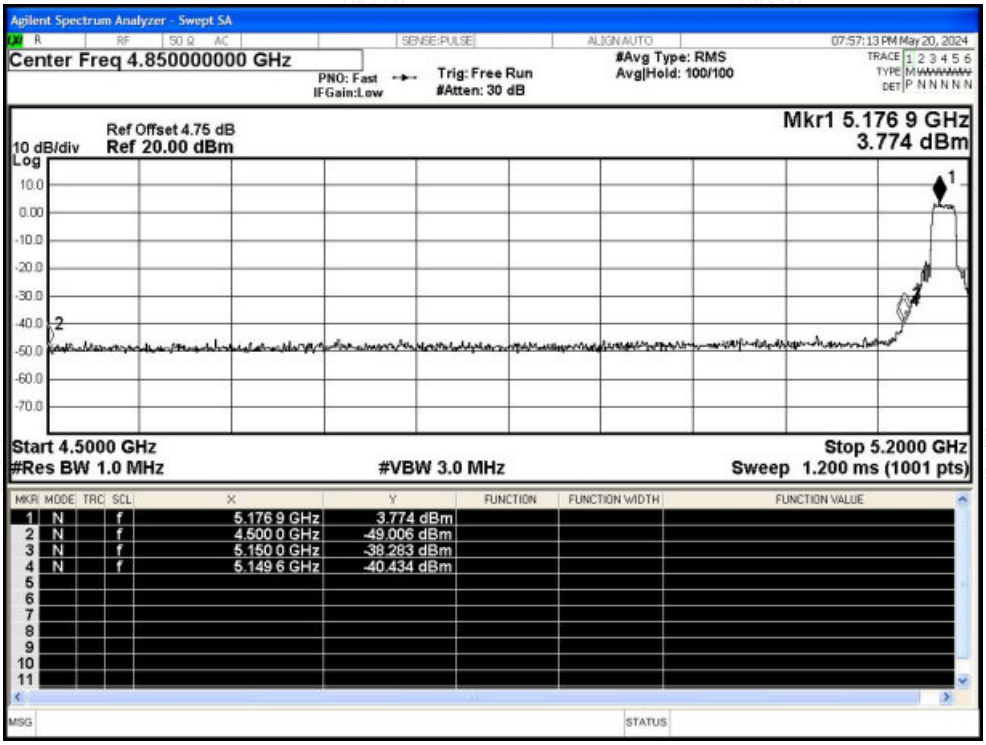

Restrict Band NVNT n20 5180MHz Ant2 Average

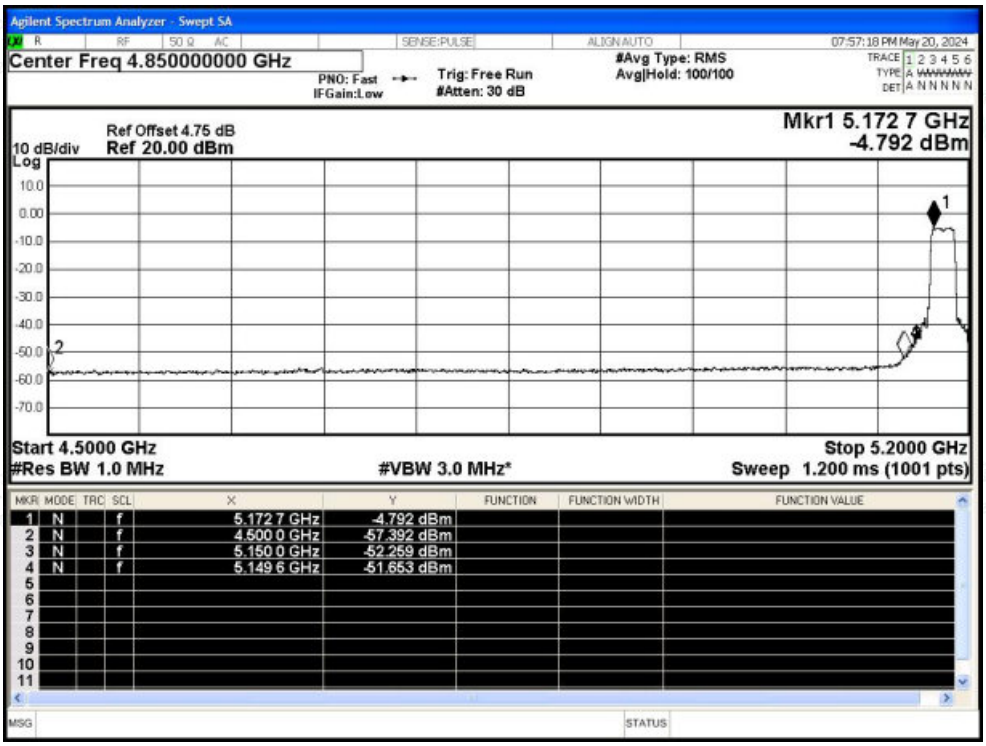

Restrict Band NVNT n20 5240MHz Ant2 Peak

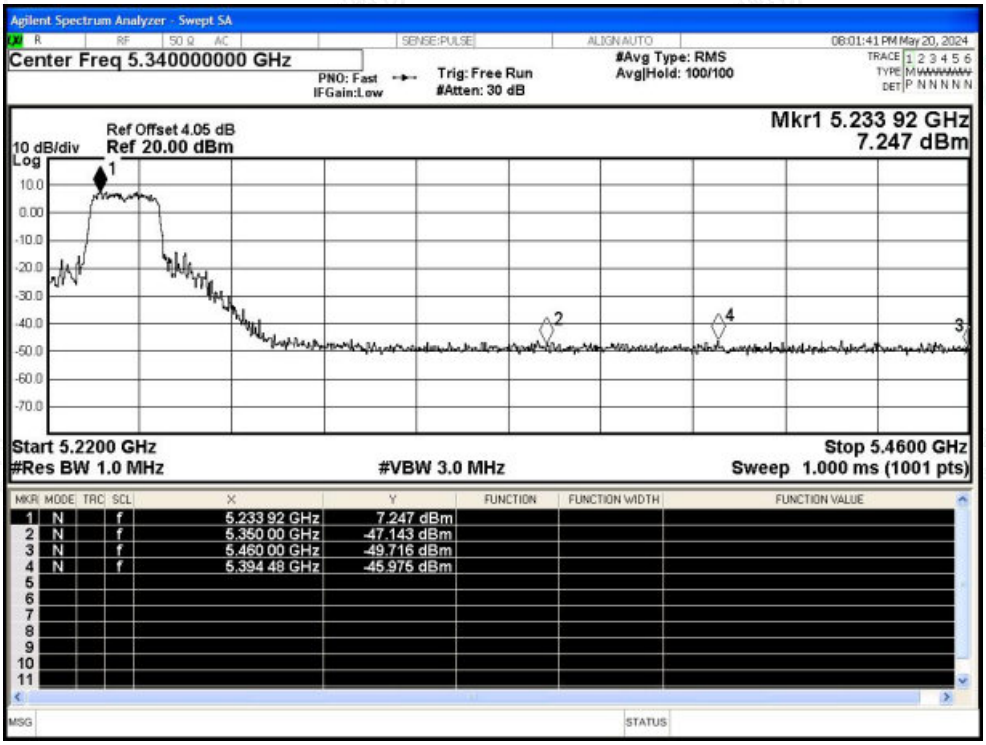

Restrict Band NVNT n20 5240MHz Ant2 Average

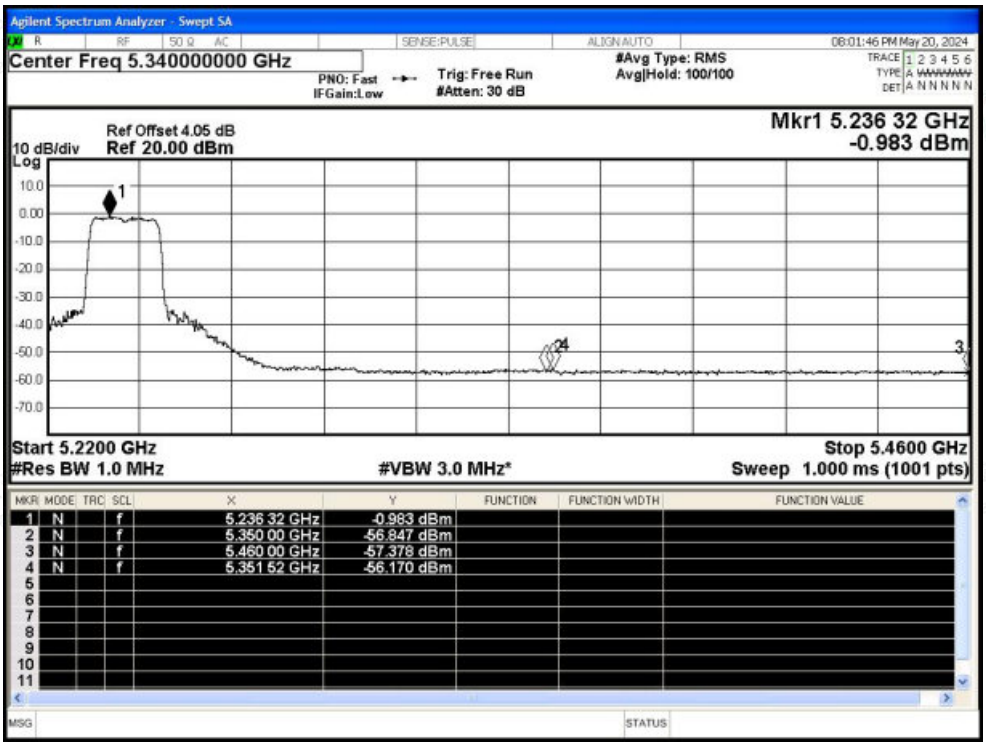

Restrict Band NVNT n40 5190MHz Ant2 Peak

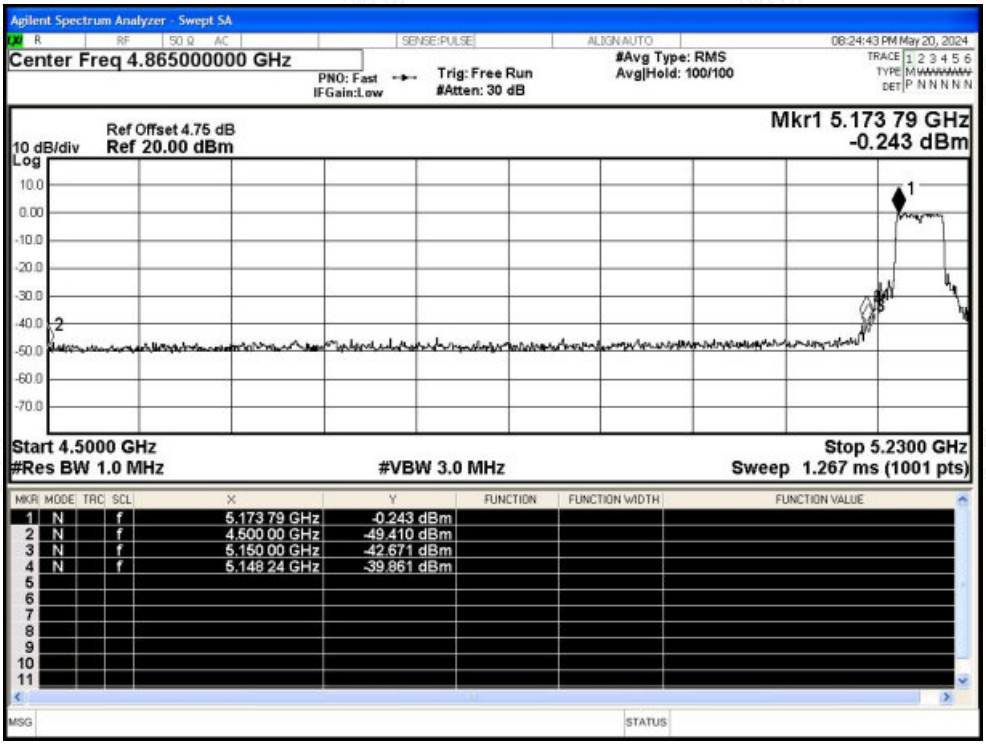

Restrict Band NVNT n40 5190MHz Ant2 Average

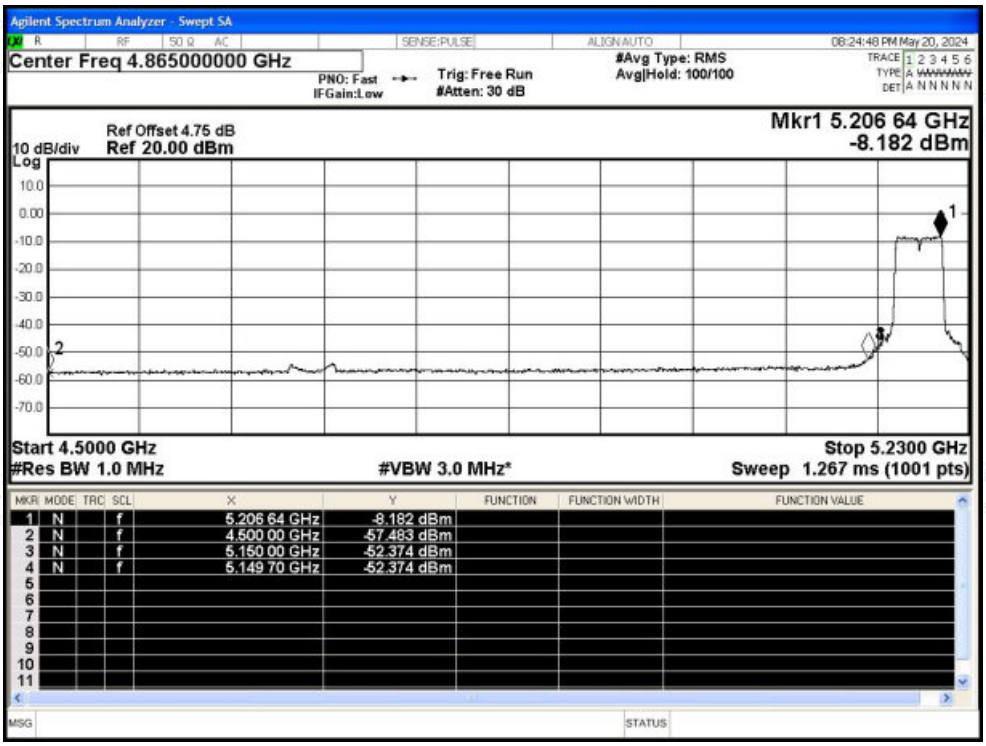

Restrict Band NVNT n40 5230MHz Ant2 Peak

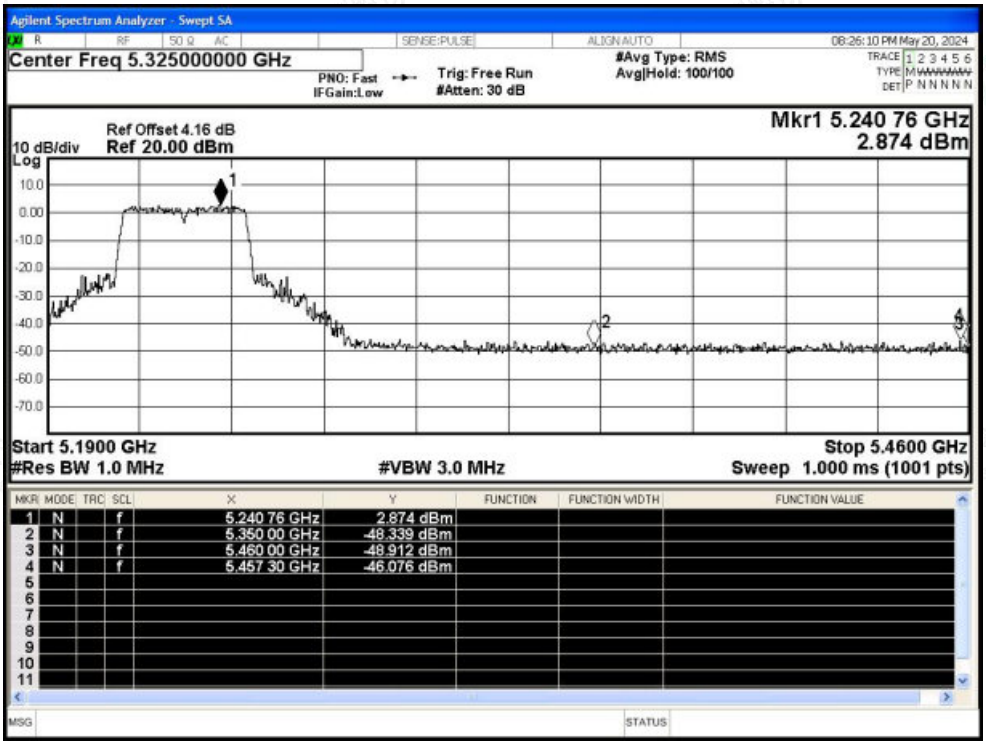

Restrict Band NVNT n40 5230MHz Ant2 Average

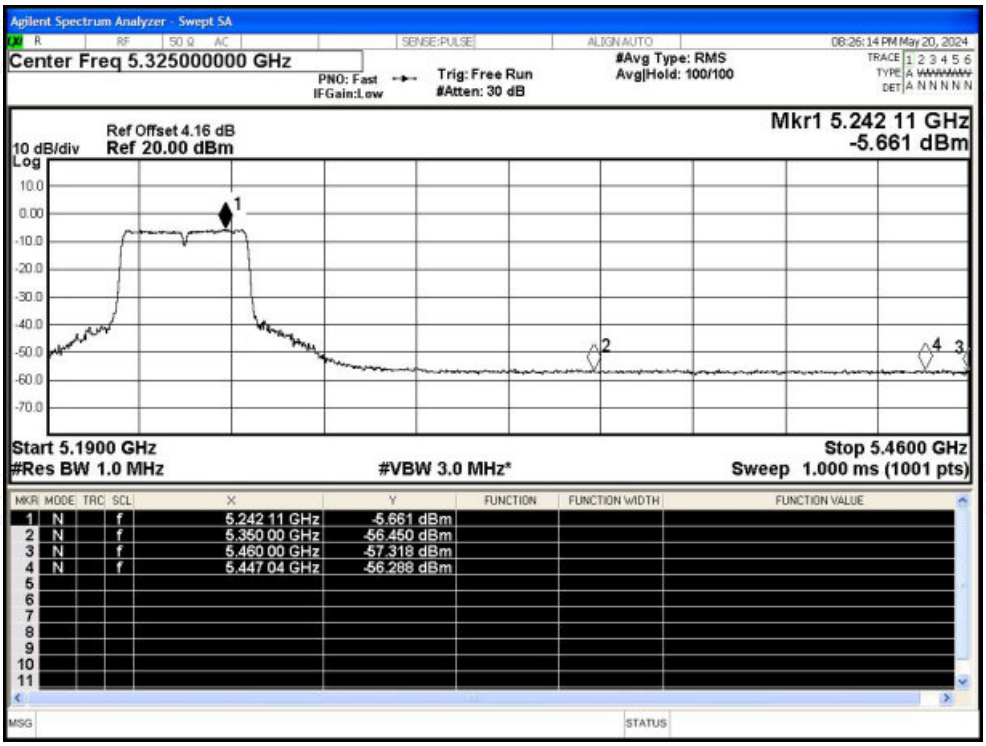

Restrict Band NVNT ac20 5180MHz Ant2 Peak

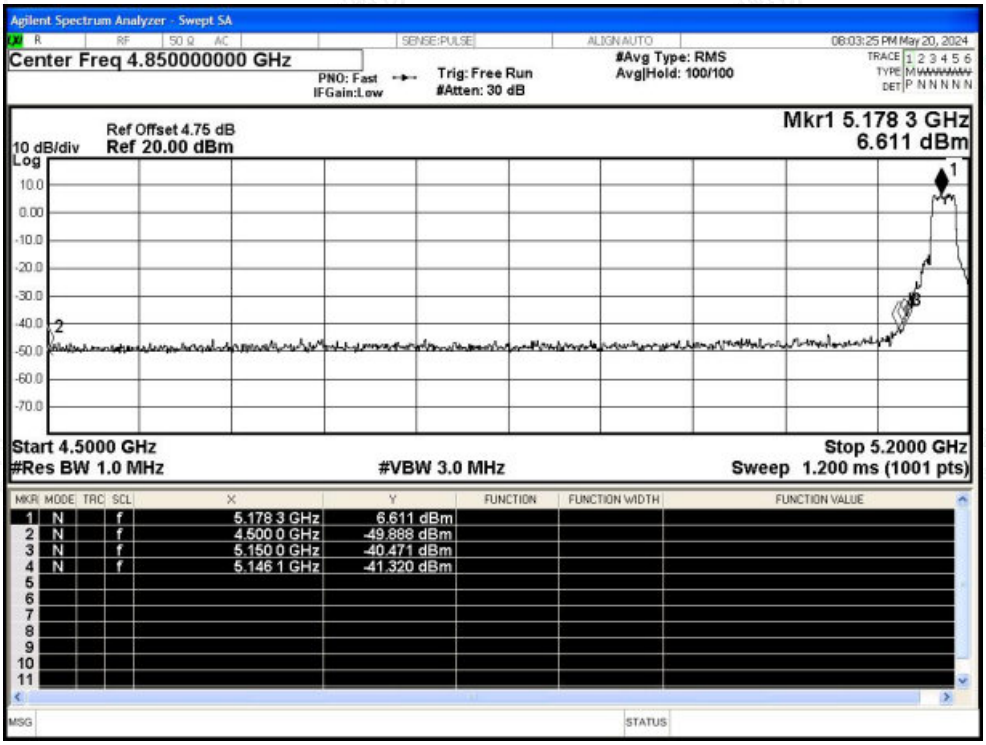

Restrict Band NVNT ac20 5180MHz Ant2 Average

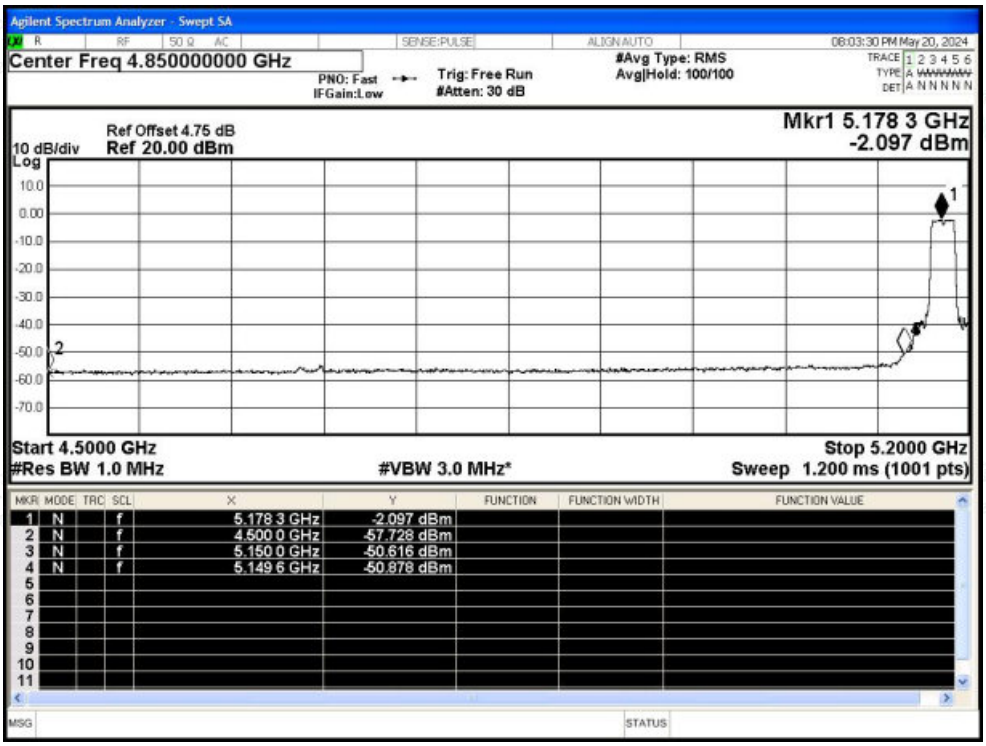

Restrict Band NVNT ac20 5240MHz Ant2 Peak

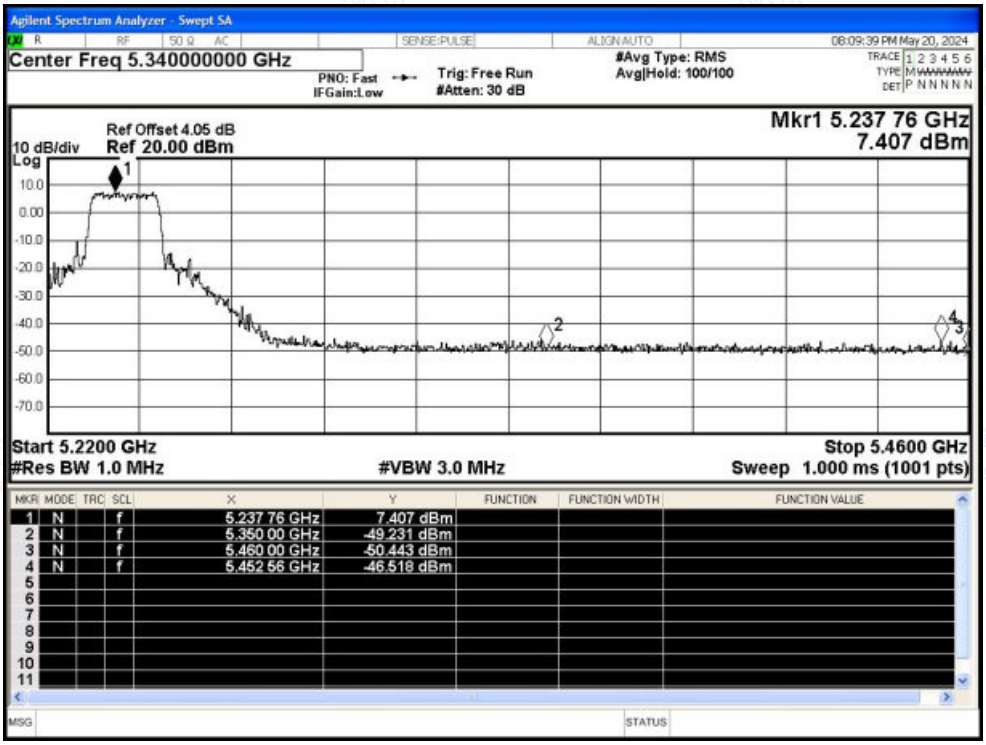

Restrict Band NVNT ac20 5240MHz Ant2 Average

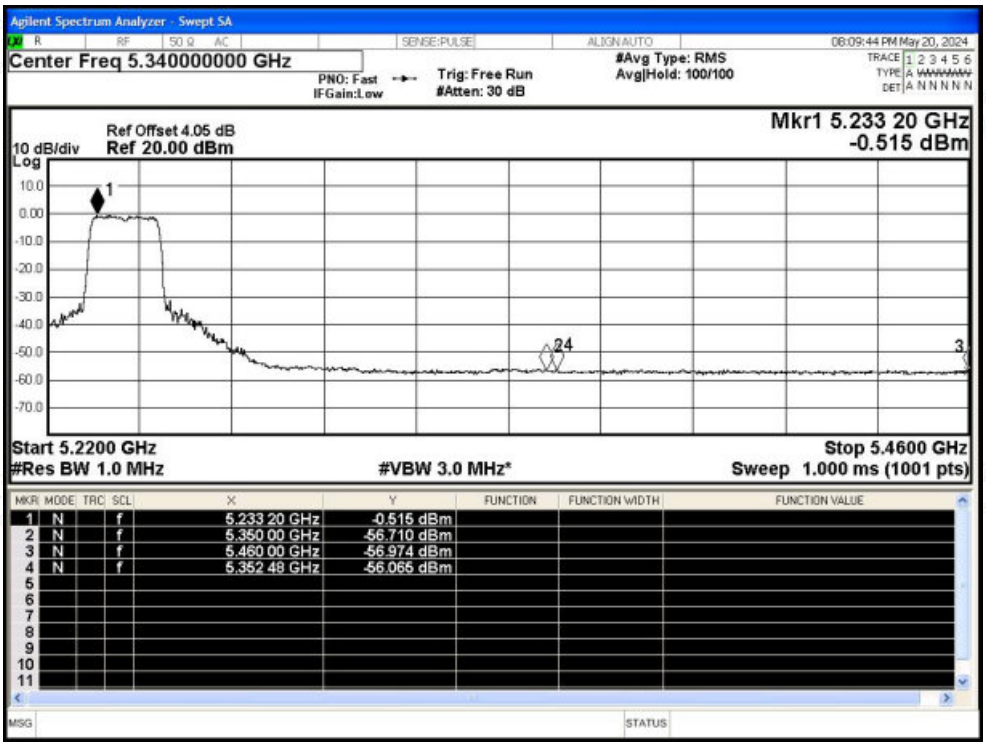

Restrict Band NVNT ac40 5190MHz Ant2 Peak

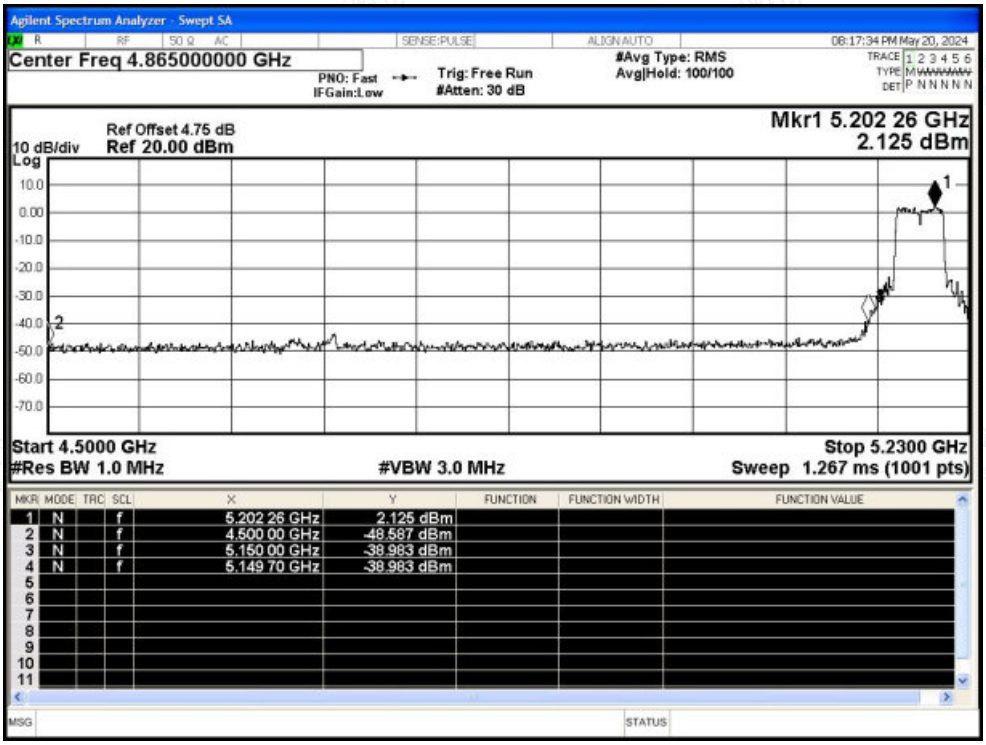

Restrict Band NVNT ac40 5190MHz Ant2 Average

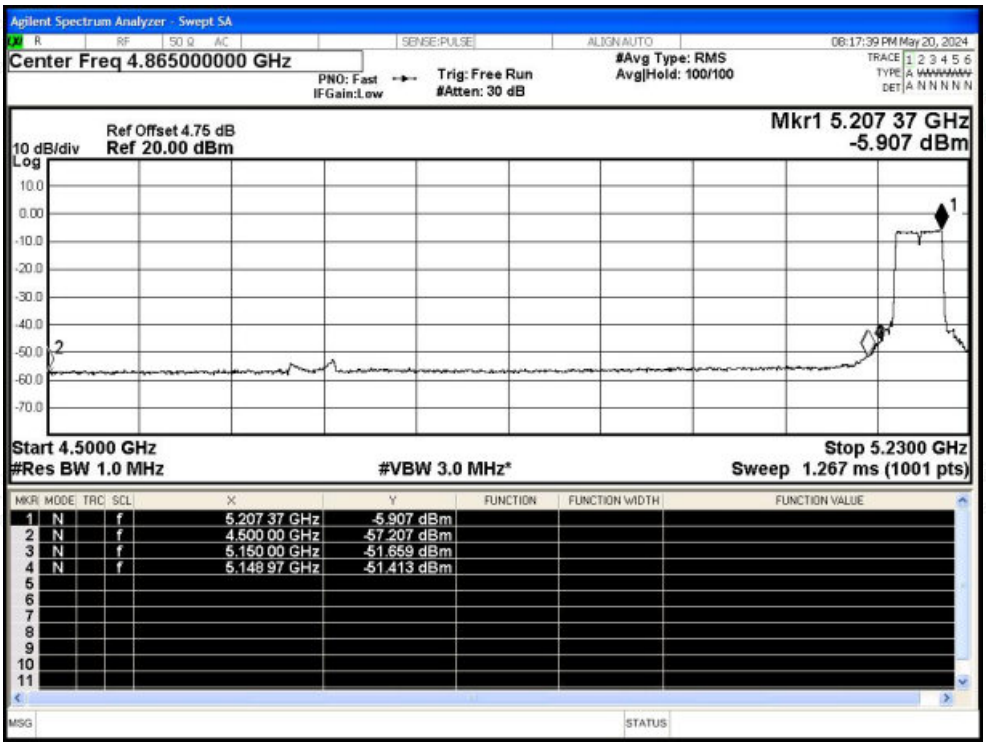

Restrict Band NVNT ac40 5230MHz Ant2 Peak

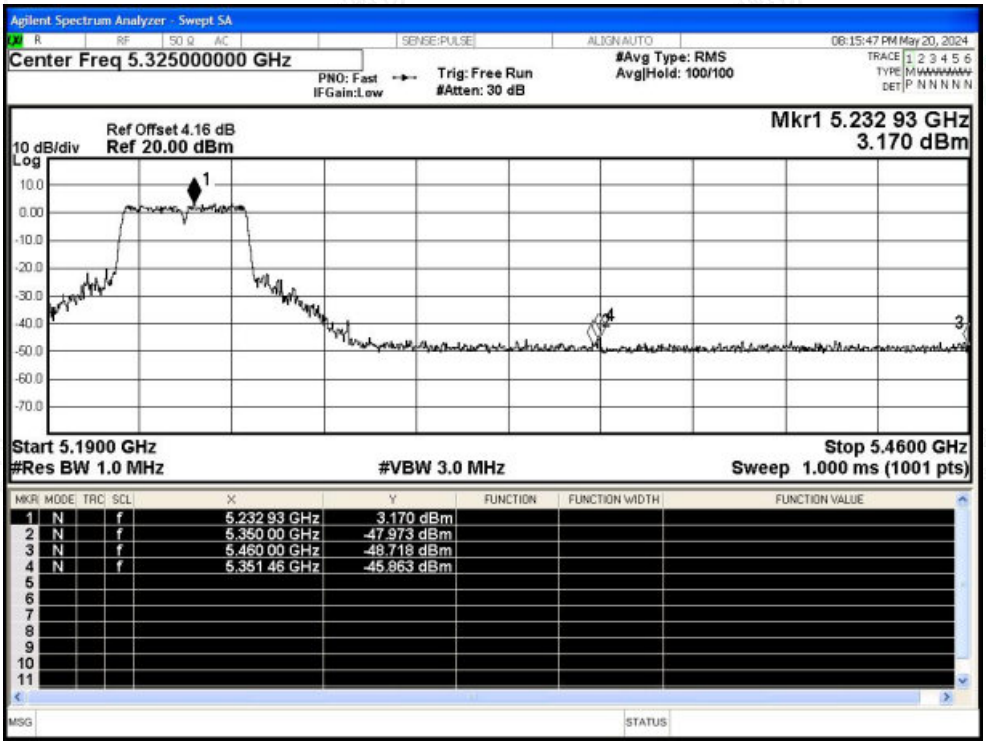

Restrict Band NVNT ac40 5230MHz Ant2 Average

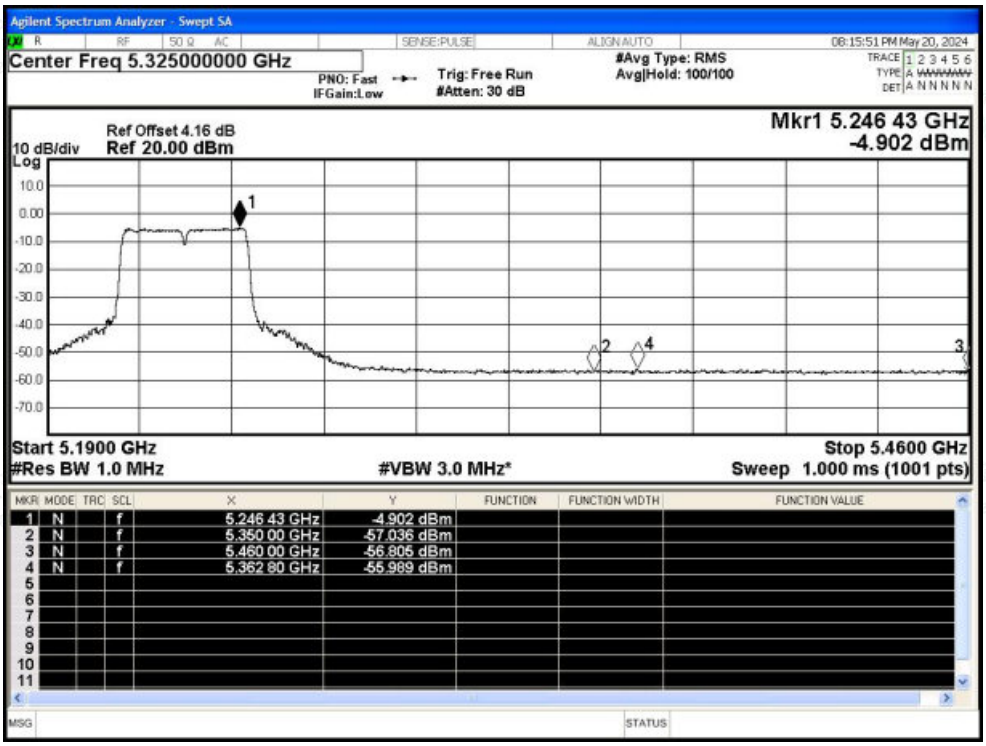

Restrict Band NVNT ac80 5210MHz Ant2 Peak

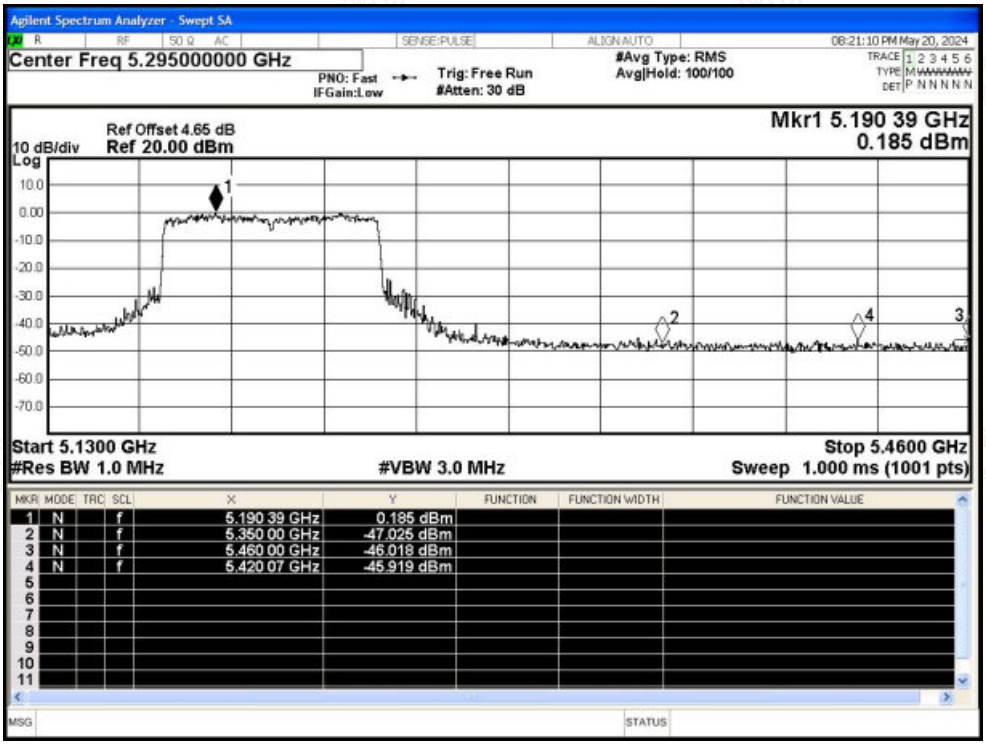

Restrict Band NVNT ac80 5210MHz Ant2 Average

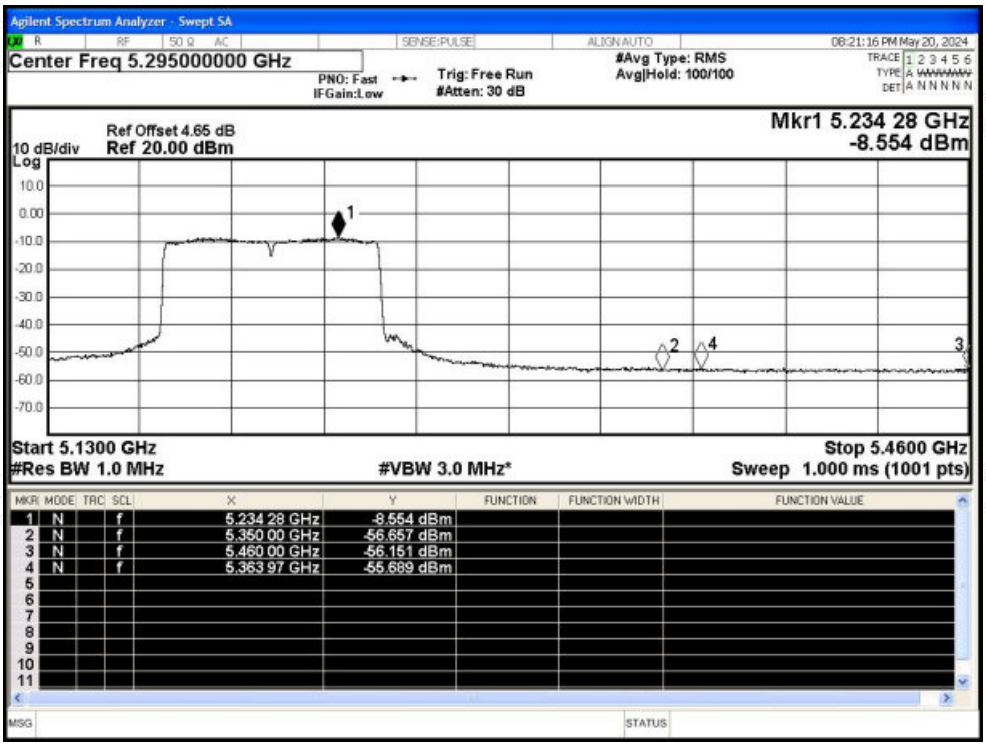

Restrict Band NVNT ac80 5210MHz Ant2 Peak

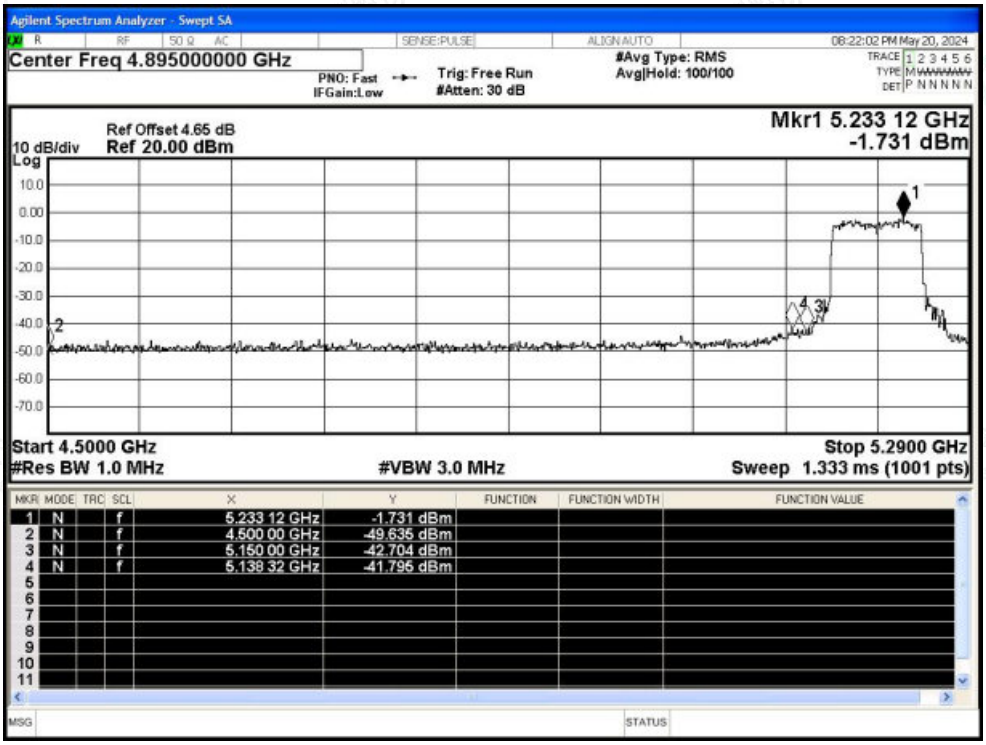

Restrict Band NVNT ac80 5210MHz Ant2 Average

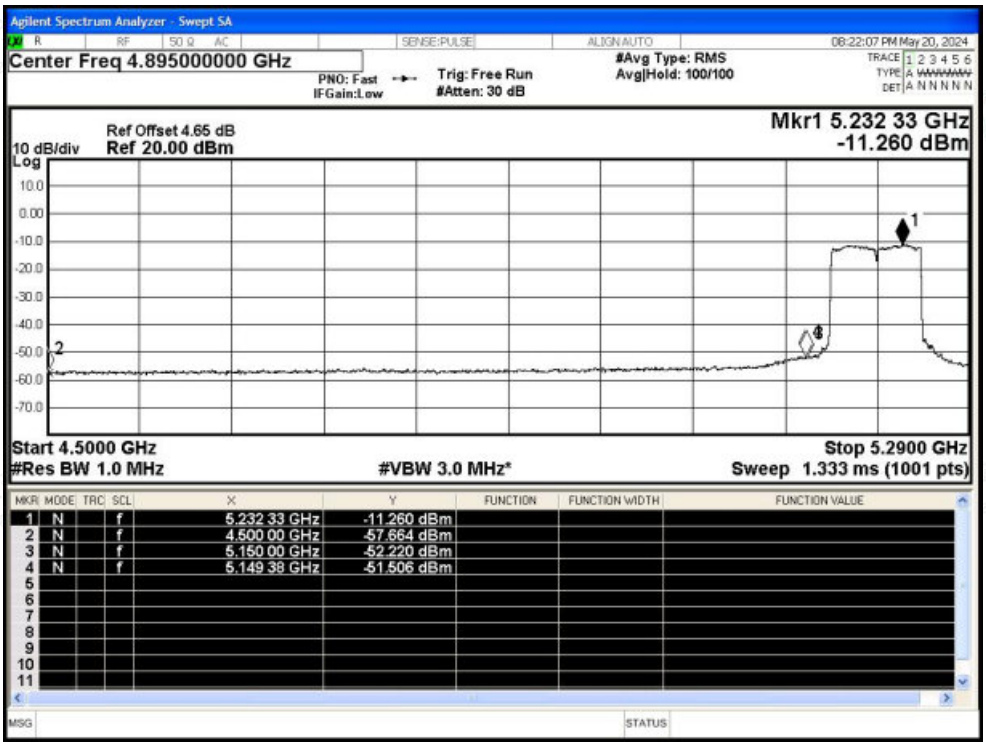

MIMO

Condition	Mode	Frequency (MHz)	ANT1 Power (dBm)	ANT2 Power (dBm)	Gain (dBi)	Total E (dBuV/m)	Detector	Limit (dBuV/m)	Verdict
NVNT	n20	5180	-50.36	-49.01	5.93	54.57	Peak	74	Pass
NVNT	n20	5180	-57.3	-57.39	5.93	46.86	Average	54	Pass
NVNT	n20	5180	-42.01	-40.43	5.93	63.05	Peak	74	Pass
NVNT	n20	5180	-54.39	-51.65	5.93	51.39	Average	54	Pass
NVNT	n20	5180	-41.87	-38.28	5.93	64.49	Peak	74	Pass
NVNT	n20	5180	-54.23	-52.26	5.93	51.07	Average	54	Pass
NVNT	n20	5240	-48.11	-47.14	5.93	56.60	Peak	74	Pass
NVNT	n20	5240	-56.46	-56.85	5.93	47.55	Average	54	Pass
NVNT	n20	5240	-46.44	-45.98	5.93	58.00	Peak	74	Pass
NVNT	n20	5240	-55.92	-56.17	5.93	48.16	Average	54	Pass
NVNT	n20	5240	-49.76	-49.72	5.93	54.46	Peak	74	Pass
NVNT	n20	5240	-57.26	-57.38	5.93	46.88	Average	54	Pass
NVNT	n40	5190	-49.02	-49.41	5.93	54.99	Peak	74	Pass
NVNT	n40	5190	-57.43	-57.48	5.93	46.75	Average	54	Pass
NVNT	n40	5190	-43.4	-39.86	5.93	62.92	Peak	74	Pass
NVNT	n40	5190	-53.02	-52.37	5.93	51.52	Average	54	Pass
NVNT	n40	5190	-44.69	-42.67	5.93	60.64	Peak	74	Pass
NVNT	n40	5190	-53.02	-52.37	5.93	51.52	Average	54	Pass
NVNT	n40	5230	-49.55	-48.34	5.93	55.30	Peak	74	Pass
NVNT	n40	5230	-56.07	-56.45	5.93	47.94	Average	54	Pass
NVNT	n40	5230	-46.36	-46.08	5.93	57.98	Peak	74	Pass
NVNT	n40	5230	-56.07	-56.29	5.93	48.02	Average	54	Pass
NVNT	n40	5230	-48.27	-48.91	5.93	55.62	Peak	74	Pass
NVNT	n40	5230	-57.52	-57.32	5.93	46.78	Average	54	Pass
NVNT	ac20	5180	-47.08	-49.89	5.93	55.94	Peak	74	Pass
NVNT	ac20	5180	-57.2	-57.73	5.93	46.74	Average	54	Pass
NVNT	ac20	5180	-41.99	-41.32	5.93	62.56	Peak	74	Pass
NVNT	ac20	5180	-54.23	-50.88	5.93	51.96	Average	54	Pass
NVNT	ac20	5180	-41.07	-40.47	5.93	63.44	Peak	74	Pass
NVNT	ac20	5180	-53.98	-50.62	5.93	52.22	Average	54	Pass
NVNT	ac20	5240	-47.35	-49.23	5.93	56.01	Peak	74	Pass
NVNT	ac20	5240	-56.13	-56.71	5.93	47.79	Average	54	Pass
NVNT	ac20	5240	-46.33	-46.52	5.93	57.78	Peak	74	Pass
NVNT	ac20	5240	-56.03	-56.07	5.93	48.15	Average	54	Pass
NVNT	ac20	5240	-49.13	-50.44	5.93	54.46	Peak	74	Pass
NVNT	ac20	5240	-57.04	-56.97	5.93	47.20	Average	54	Pass
NVNT	ac40	5190	-48.77	-48.59	5.93	55.52	Peak	74	Pass
NVNT	ac40	5190	-57.23	-57.21	5.93	46.98	Average	54	Pass

NVNT	ac40	5190	-41.21	-38.98	5.93	64.25	Peak	74	Pass
NVNT	ac40	5190	-53.59	-51.41	5.93	51.84	Average	54	Pass
NVNT	ac40	5190	-41.21	-38.98	5.93	64.25	Peak	74	Pass
NVNT	ac40	5190	-53.89	-51.66	5.93	51.57	Average	54	Pass
NVNT	ac40	5230	-49.54	-47.97	5.93	55.52	Peak	74	Pass
NVNT	ac40	5230	-56.62	-57.04	5.93	47.38	Average	54	Pass
NVNT	ac40	5230	-45.09	-45.86	5.93	58.74	Peak	74	Pass
NVNT	ac40	5230	-56.11	-55.99	5.93	48.15	Average	54	Pass
NVNT	ac40	5230	-47.99	-48.72	5.93	55.86	Peak	74	Pass
NVNT	ac40	5230	-56.83	-56.81	5.93	47.38	Average	54	Pass
NVNT	ac80	5210	-48.91	-47.03	5.93	56.33	Peak	74	Pass
NVNT	ac80	5210	-55.74	-56.66	5.93	48.02	Average	54	Pass
NVNT	ac80	5210	-45.16	-45.92	5.93	58.68	Peak	74	Pass
NVNT	ac80	5210	-54.85	-55.69	5.93	48.95	Average	54	Pass
NVNT	ac80	5210	-48.03	-46.02	5.93	57.29	Peak	74	Pass
NVNT	ac80	5210	-55.96	-56.15	5.93	48.15	Average	54	Pass
NVNT	ac80	5210	-49.47	-49.64	5.93	54.65	Peak	74	Pass
NVNT	ac80	5210	-57.44	-57.66	5.93	46.65	Average	54	Pass
NVNT	ac80	5210	-40.94	-41.8	5.93	62.85	Peak	74	Pass
NVNT	ac80	5210	-52.51	-51.51	5.93	52.22	Average	54	Pass
NVNT	ac80	5210	-43.3	-42.7	5.93	61.21	Peak	74	Pass
NVNT	ac80	5210	-52.67	-52.22	5.93	51.76	Average	54	Pass

D.5 Frequency Stability

Condition	Mode	Frequency (MHz)	Antenna	Measured Frequency (MHz)	Frequency Error (Hz)	Deviation (ppm)	Limit (ppm)	Verdict
NVNT	ac20	5180	Ant1	5180	0	0	25	Pass
NVNT	ac20	5200	Ant1	5200	0	0	25	Pass
NVNT	ac20	5240	Ant1	5239.98	-20000	-3.82	25	Pass
NVNT	ac40	5190	Ant1	5190	0	0	25	Pass
NVNT	ac40	5230	Ant1	5230	0	0	25	Pass
NVNT	ac80	5210	Ant1	5210	0	0	25	Pass

Test Graphs

Freq. Stability NVNT ac20 5180MHz Ant1

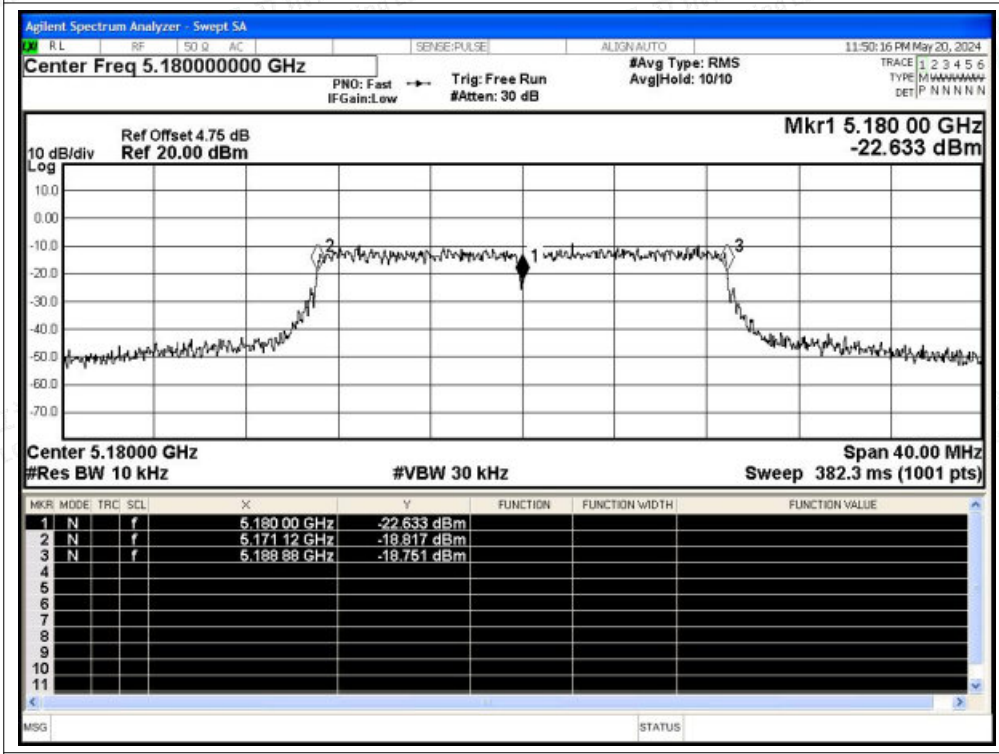

Freq. Stability NVNT ac20 5200MHz Ant1

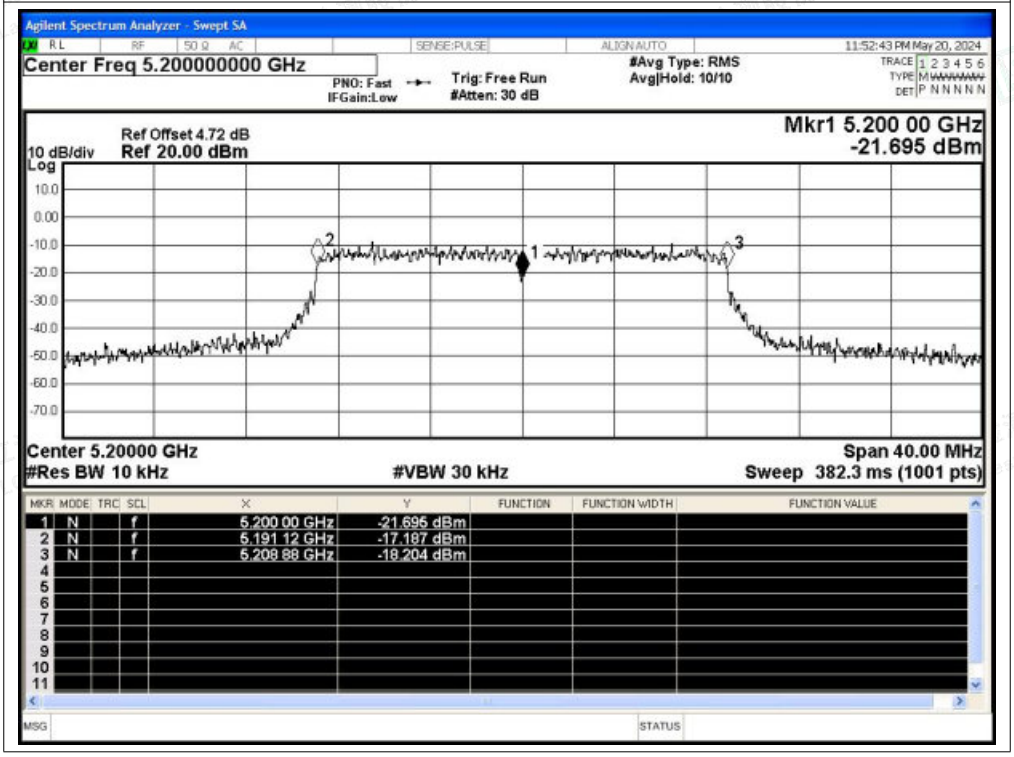

Freq. Stability NVNT ac20 5240MHz Ant1

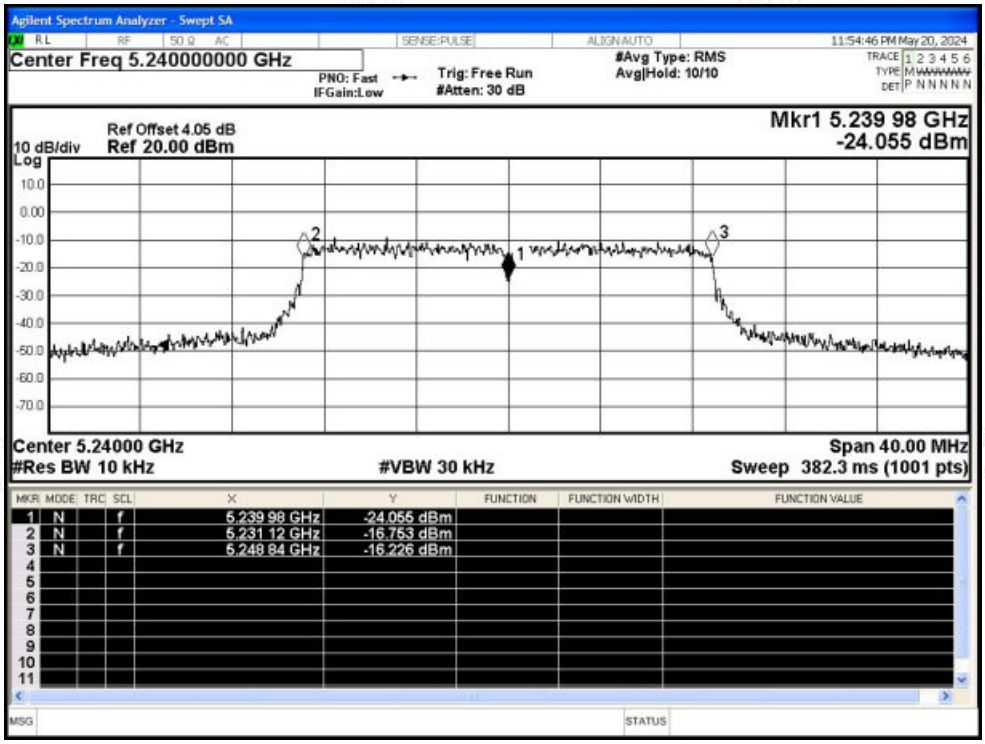

Freq. Stability NVNT ac40 5190MHz Ant1

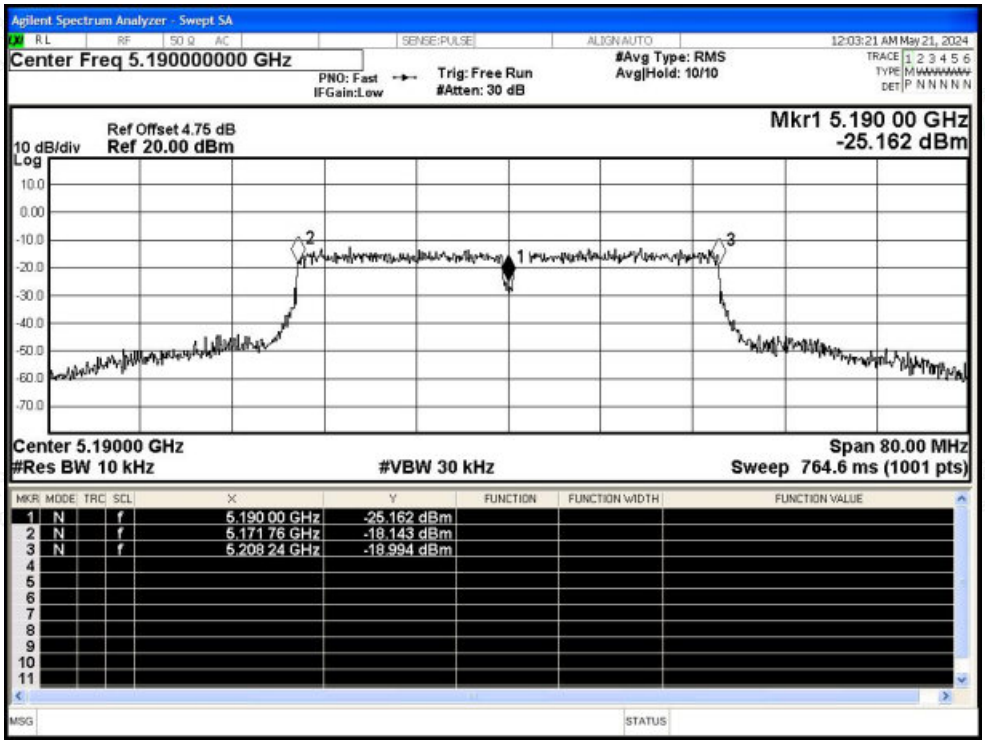

Freq. Stability NVNT ac40 5230MHz Ant1

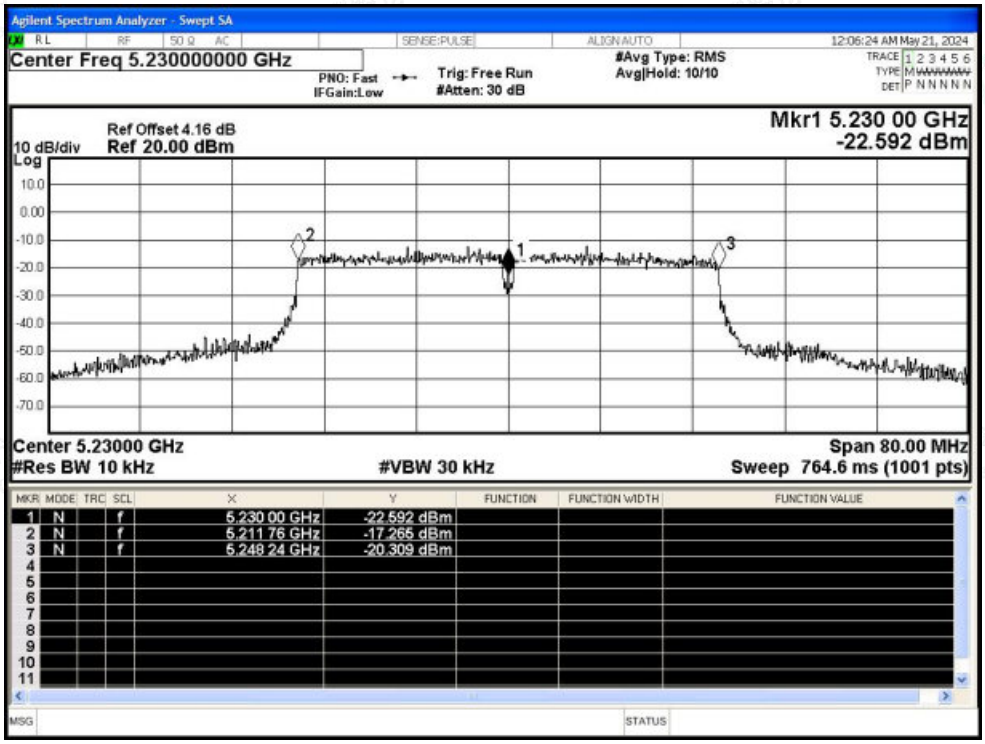

Freq. Stability NVNT ac80 5210MHz Ant1

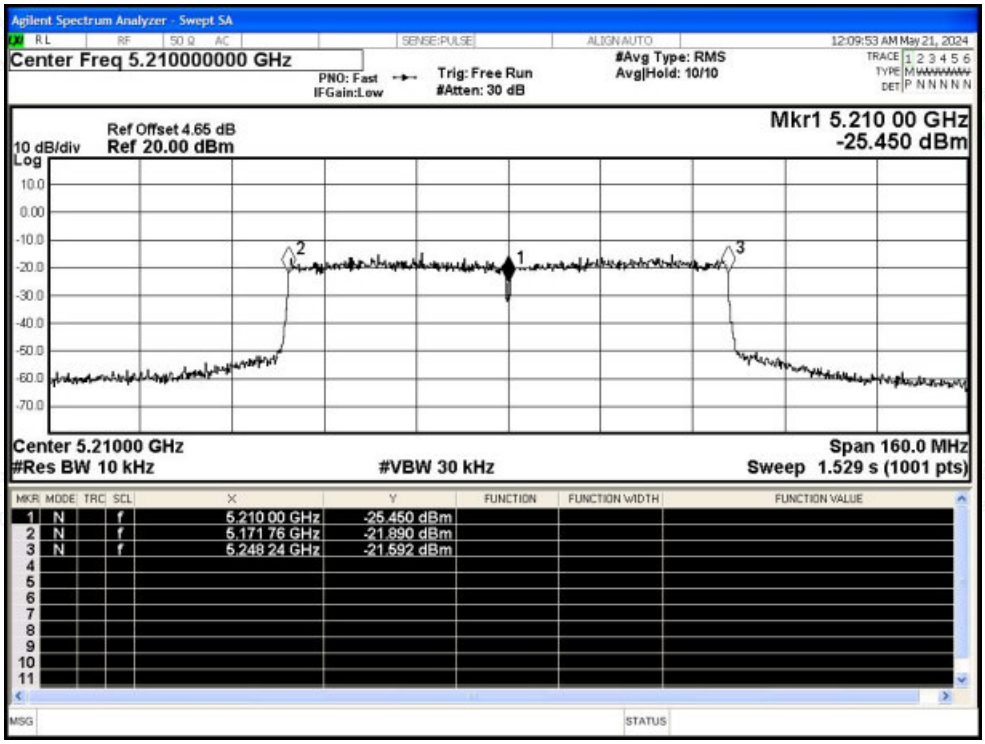

Condition	Mode	Frequency (MHz)	Antenna	Measured Frequency (MHz)	Frequency Error (Hz)	Deviation (ppm)	Limit (ppm)	Verdict
NVNT	ac20	5180	Ant2	5179.98	-20000	-3.86	25	Pass
NVNT	ac20	5200	Ant2	5199.96	-40000	-7.69	25	Pass
NVNT	ac20	5240	Ant2	5239.98	-20000	-3.82	25	Pass
NVNT	ac40	5190	Ant2	5190	0	0	25	Pass
NVNT	ac40	5230	Ant2	5230	0	0	25	Pass
NVNT	ac80	5210	Ant2	5210	0	0	25	Pass

Test Graphs

Freq. Stability NVNT ac20 5180MHz Ant2

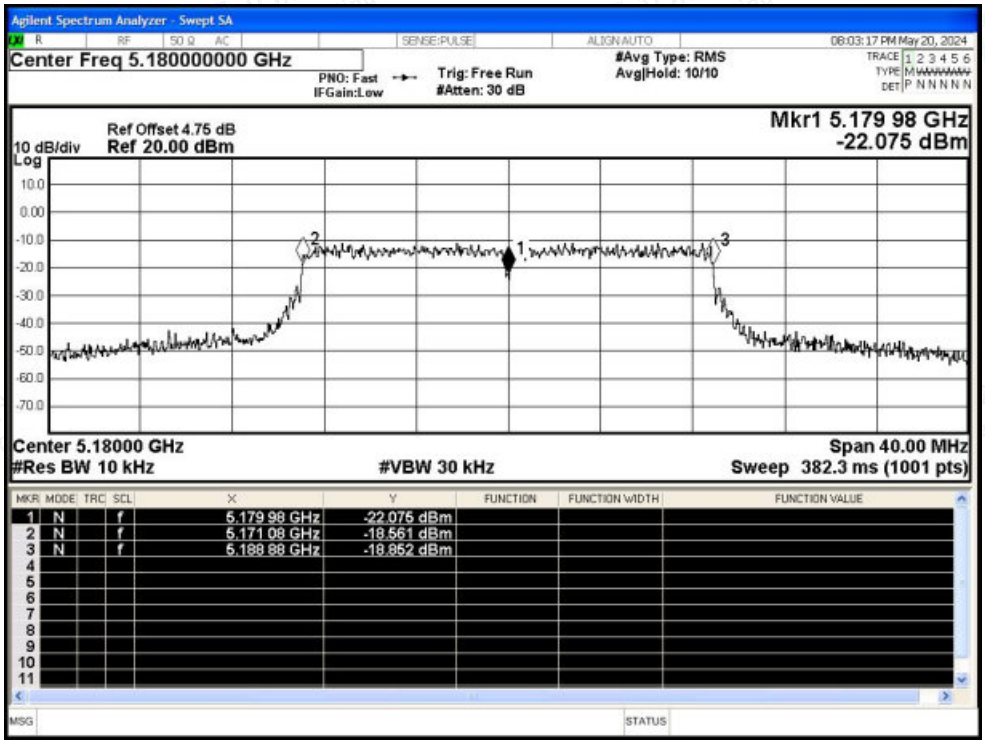

Freq. Stability NVNT ac20 5200MHz Ant2

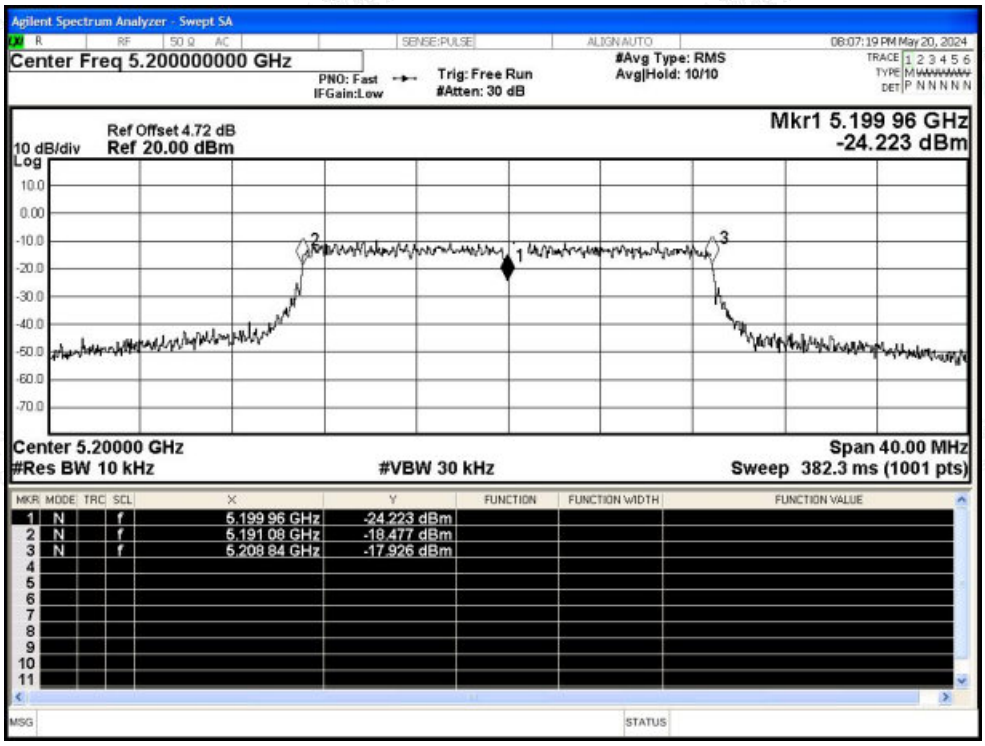

Freq. Stability NVNT ac20 5240MHz Ant2

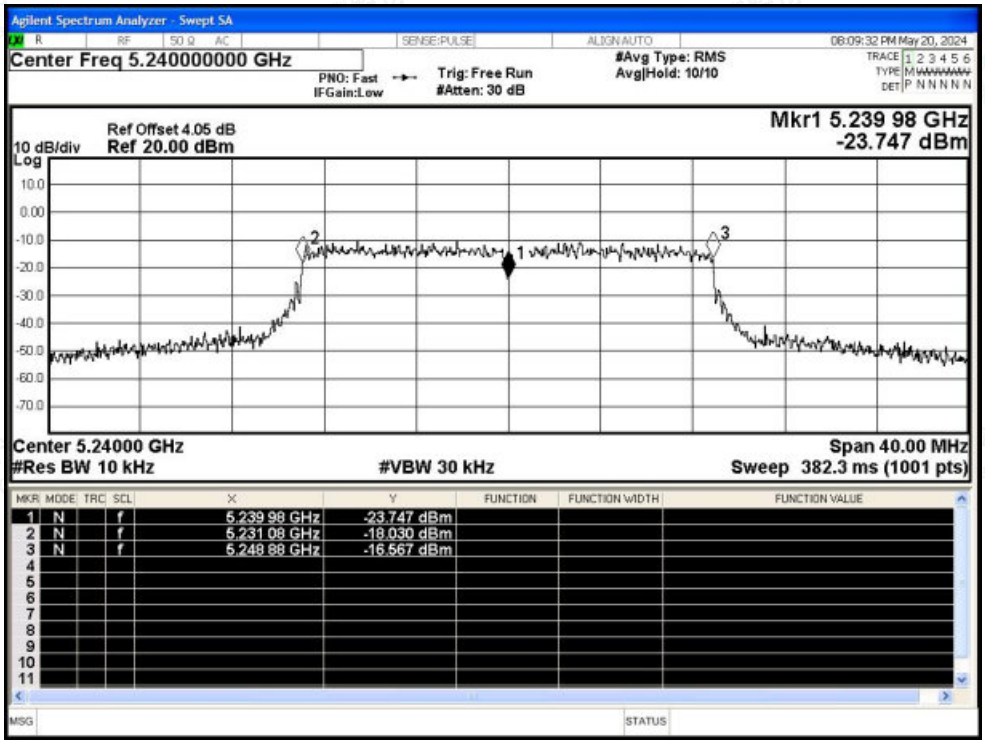

Freq. Stability NVNT ac40 5190MHz Ant2

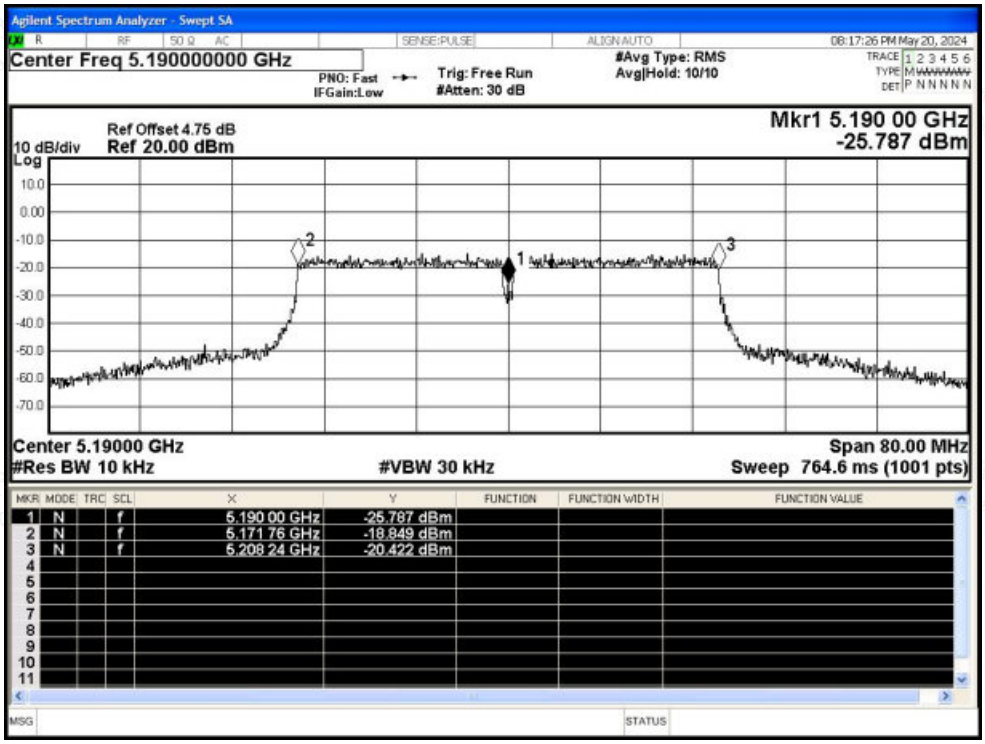

Freq. Stability NVNT ac40 5230MHz Ant2

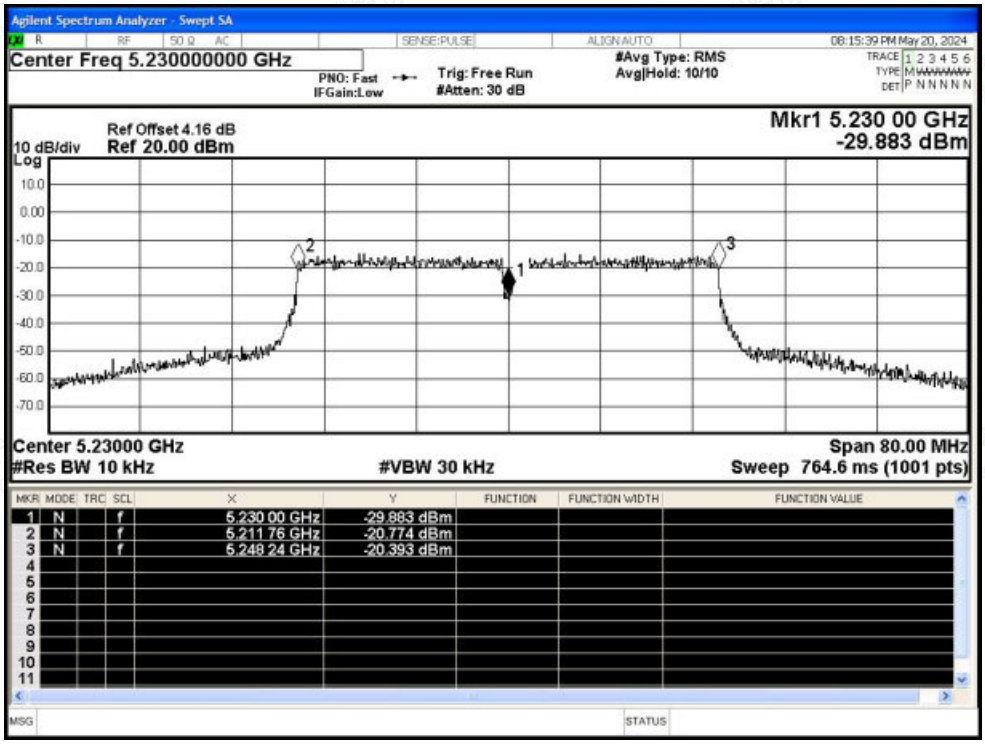

Freq. Stability NVNT ac80 5210MHz Ant2

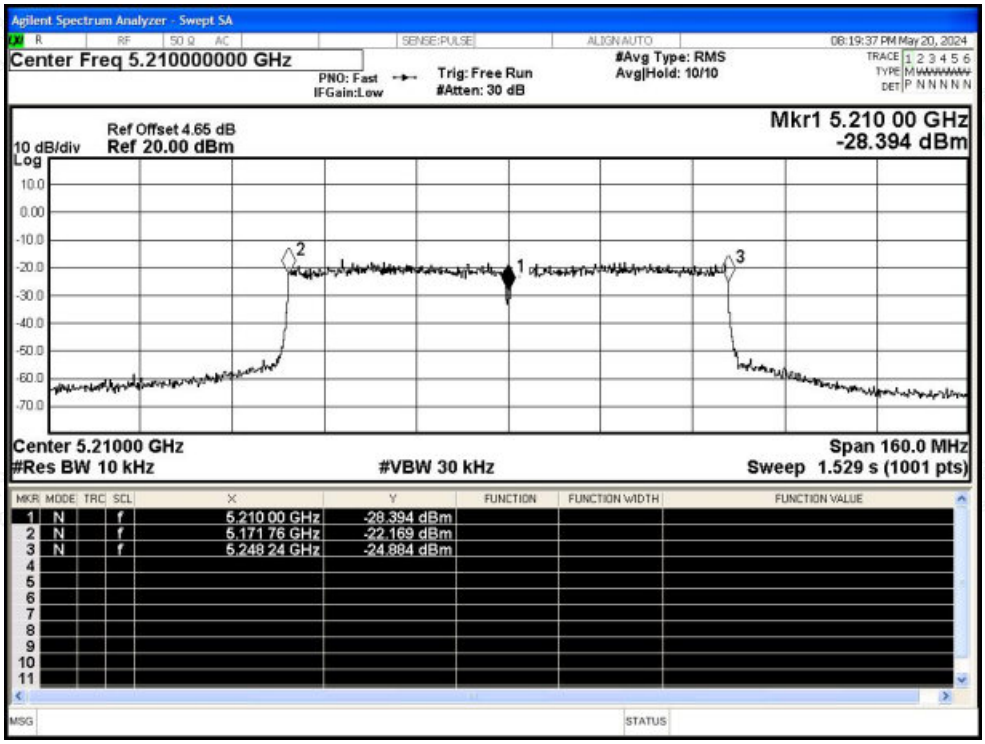

D.6 Duty Cycle

Condition	Mode	Frequency (MHz)	Antenna	Duty Cycle (%)	Correction Factor (dB)	1/T (kHz)
NVNT	a	5180	Ant1	94.65	0.24	0.91
NVNT	a	5200	Ant1	94.56	0.24	0.91
NVNT	a	5240	Ant1	94.56	0.24	0.91
NVNT	n20	5180	Ant1	93.67	0.28	1.07
NVNT	n20	5200	Ant1	93.77	0.28	1.07
NVNT	n20	5240	Ant1	93.77	0.28	1.07
NVNT	n40	5190	Ant1	88.14	0.55	2.14
NVNT	n40	5230	Ant1	88.32	0.54	2.13
NVNT	ac20	5180	Ant1	93.72	0.28	1.06
NVNT	ac20	5200	Ant1	93.82	0.28	1.06
NVNT	ac20	5240	Ant1	93.72	0.28	1.06
NVNT	ac40	5190	Ant1	88.48	0.53	2.1
NVNT	ac40	5230	Ant1	88.48	0.53	2.1
NVNT	ac80	5210	Ant1	89.65	0.47	1.86

Test Graphs

Duty Cycle NVNT a 5180MHz Ant1

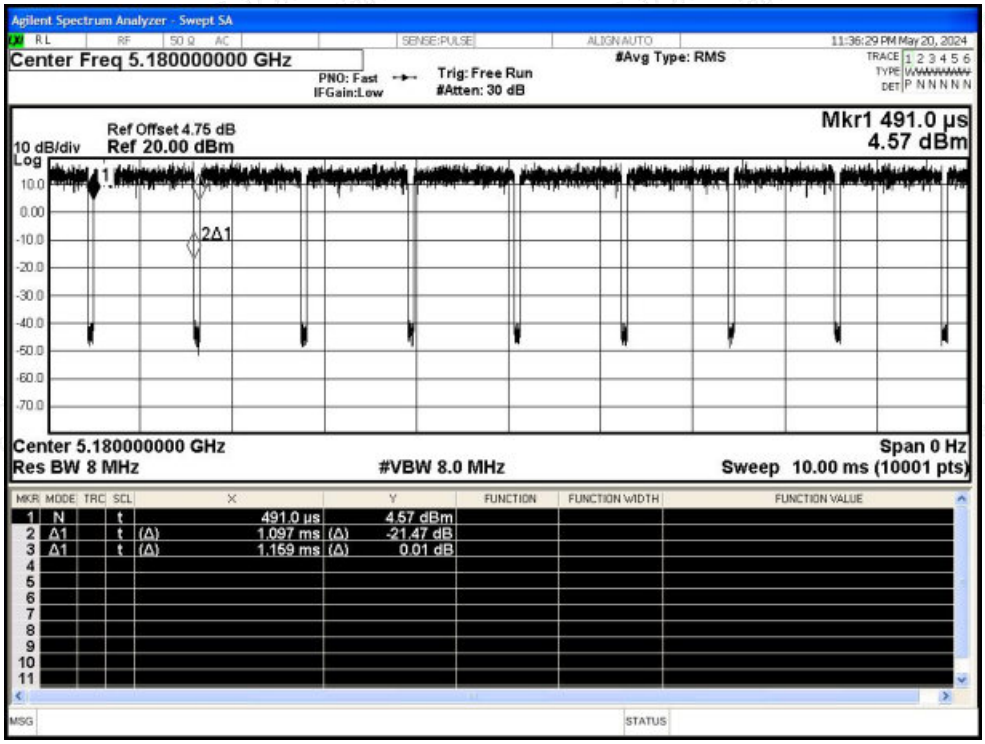

Duty Cycle NVNT a 5200MHz Ant1

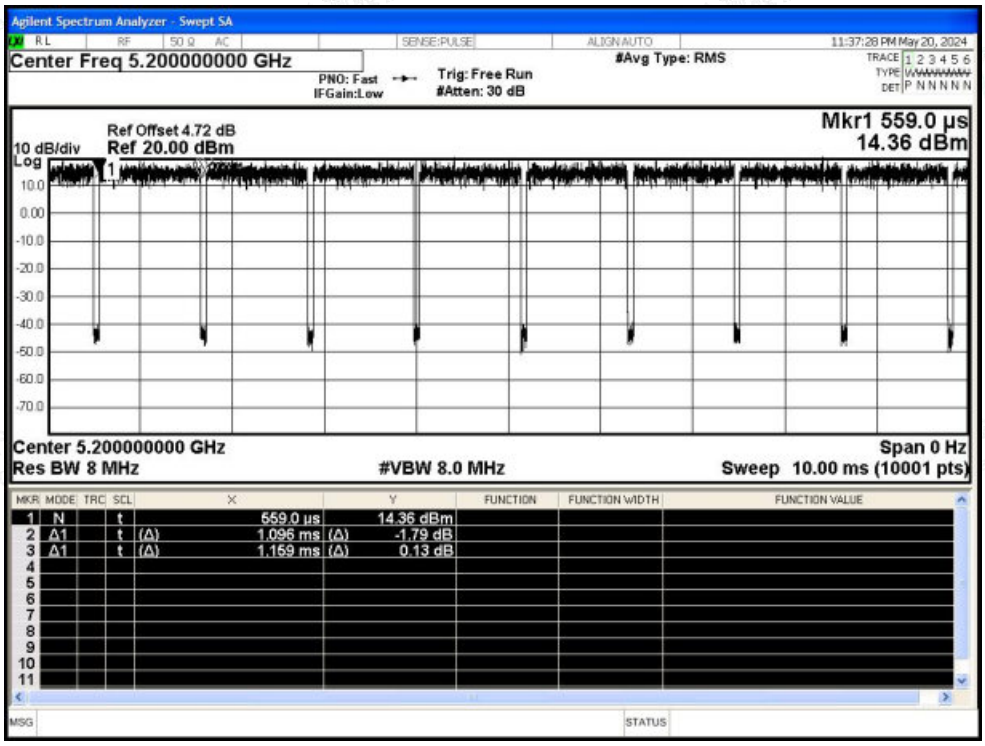

Duty Cycle NVNT a 5240MHz Ant1

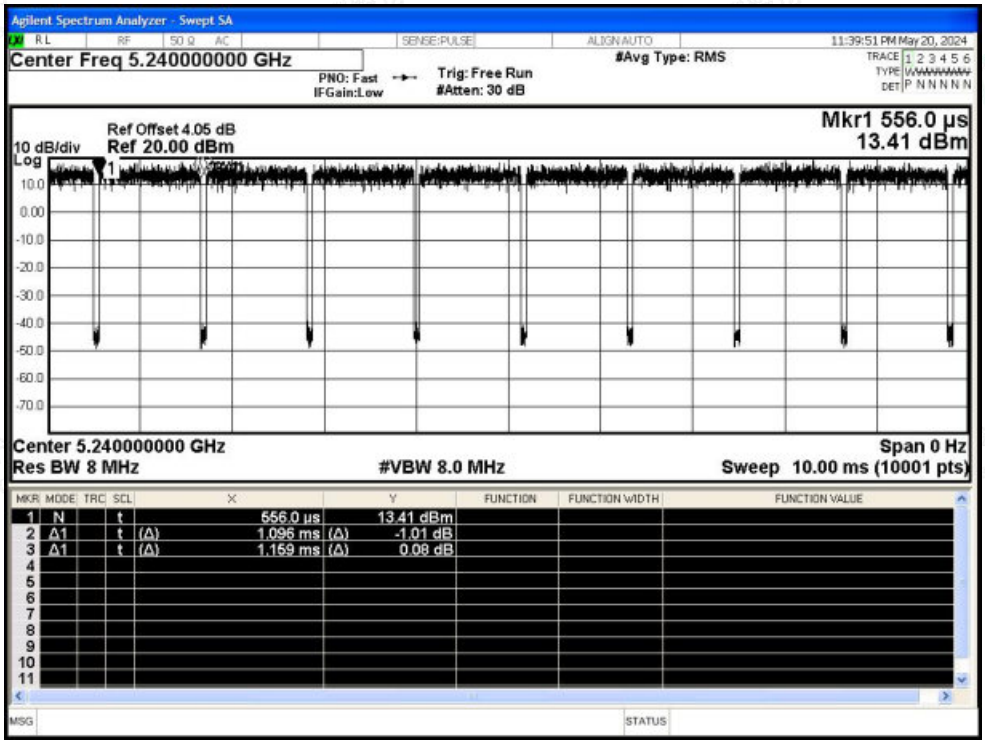

Duty Cycle NVNT n20 5180MHz Ant1

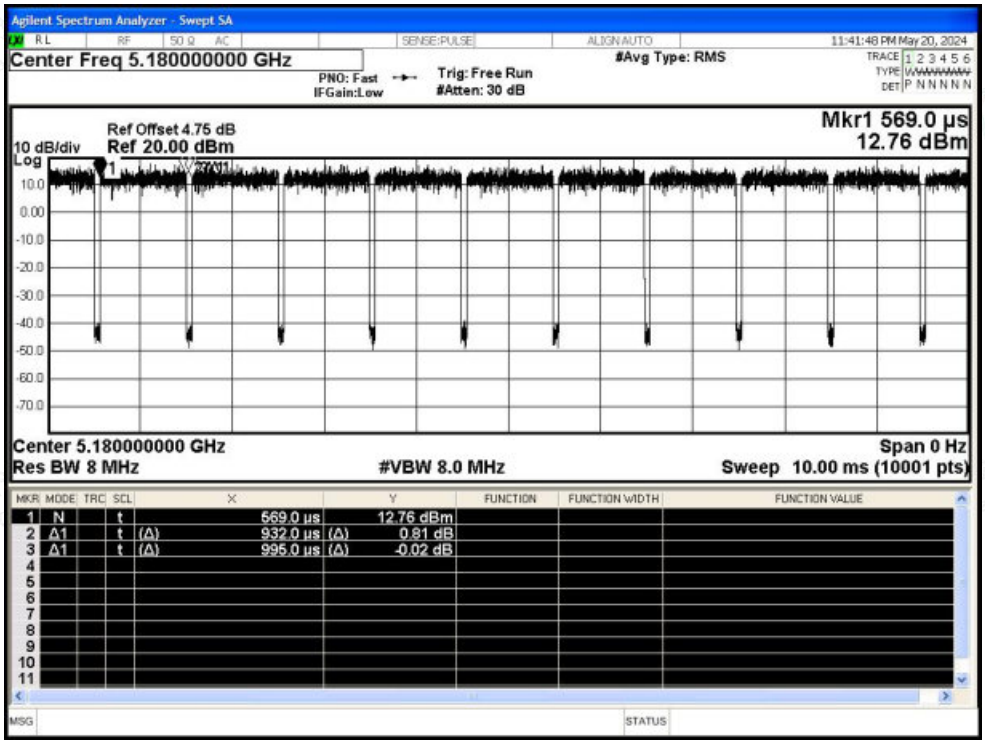

Duty Cycle NVNT n20 5200MHz Ant1

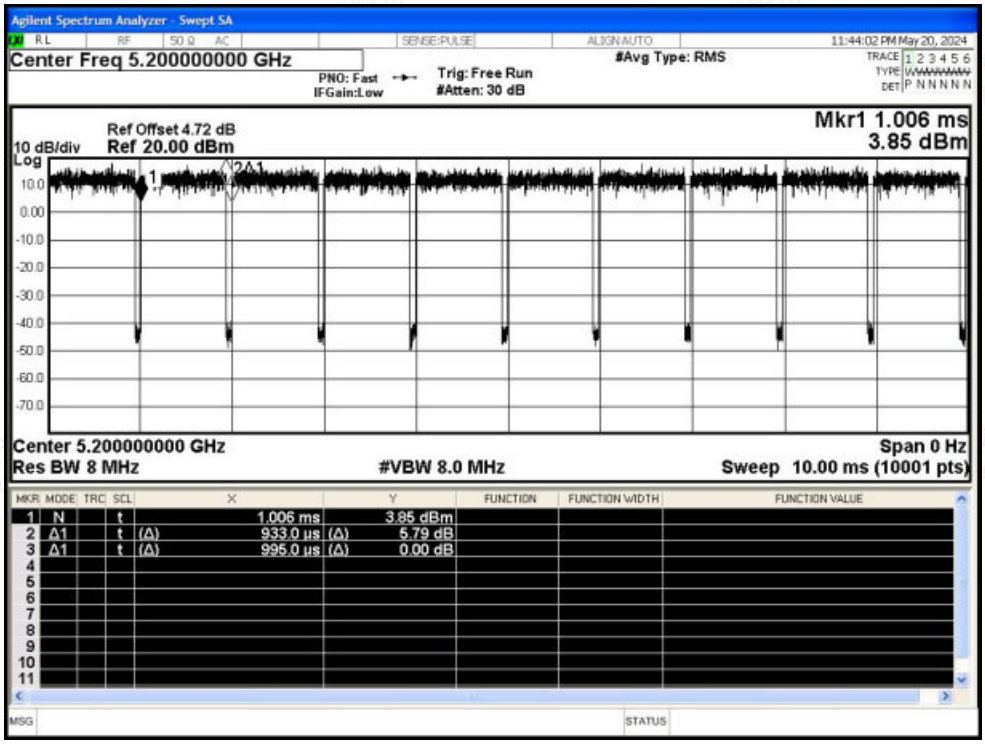

Duty Cycle NVNT n20 5240MHz Ant1

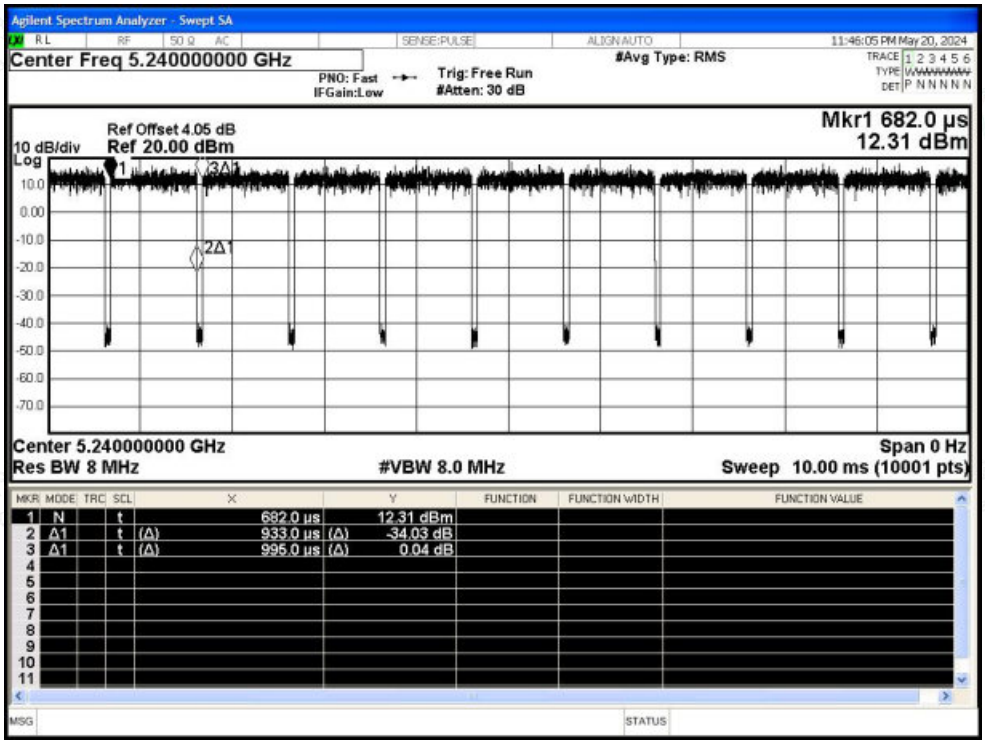

Duty Cycle NVNT n40 5190MHz Ant1

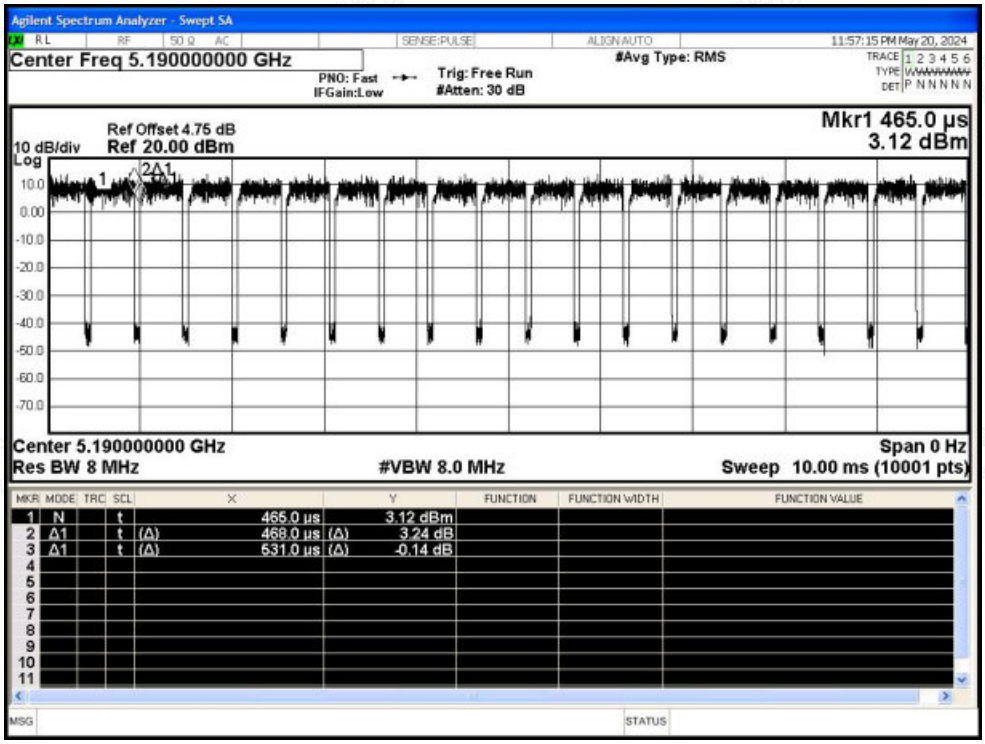

Duty Cycle NVNT n40 5230MHz Ant1

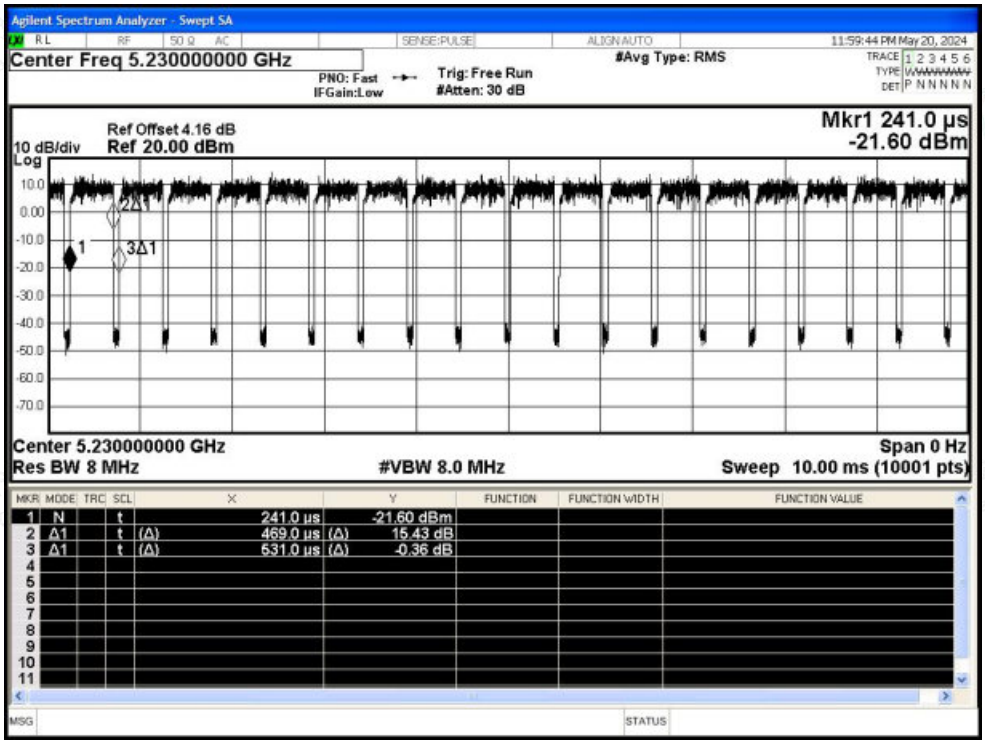

Duty Cycle NVNT ac20 5180MHz Ant1

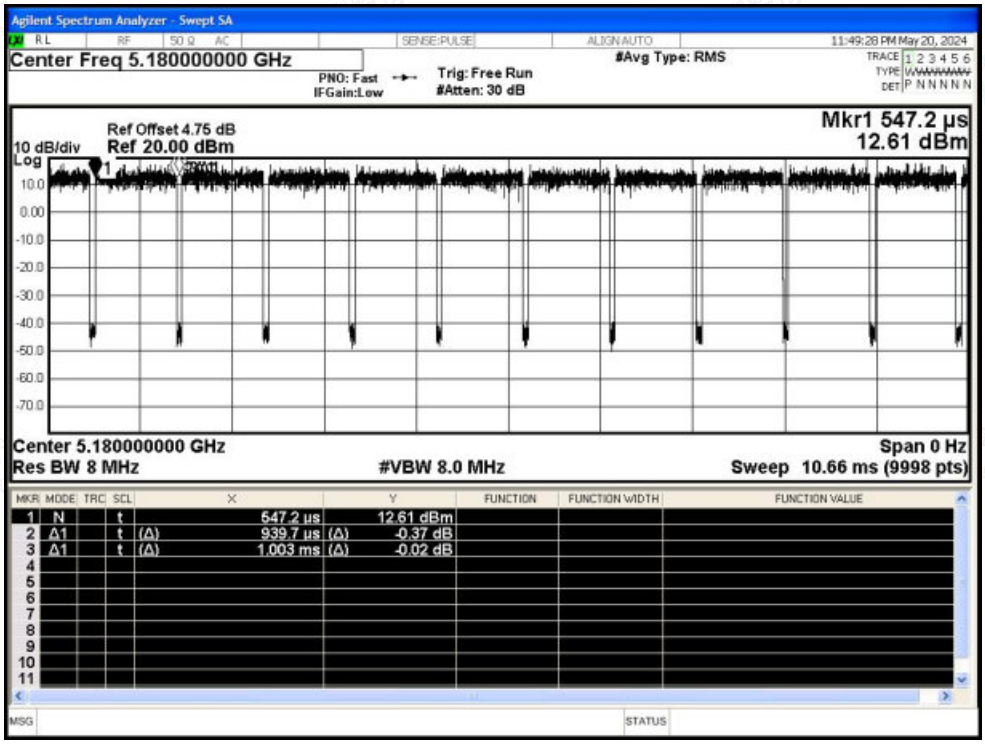

Duty Cycle NVNT ac20 5200MHz Ant1

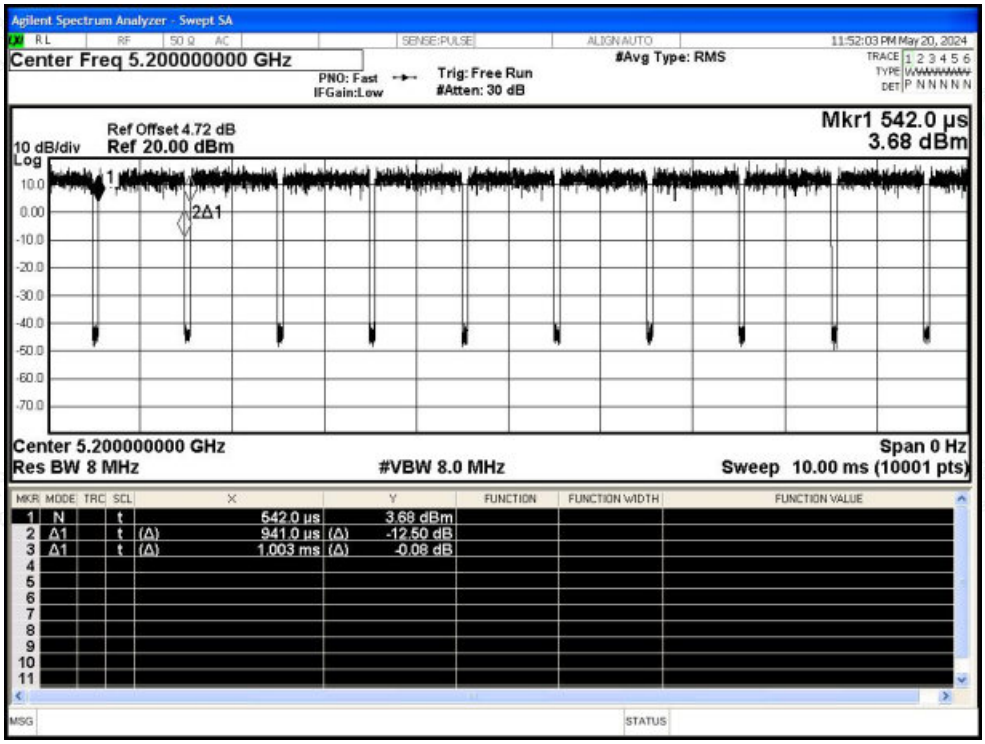

Duty Cycle NVNT ac20 5240MHz Ant1

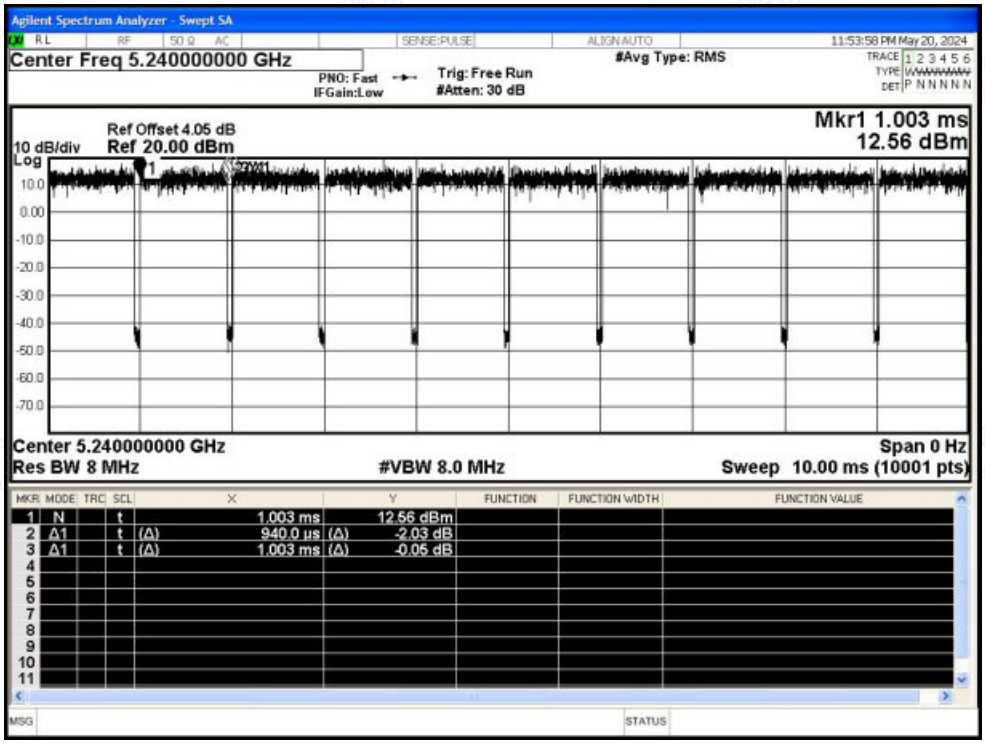

Duty Cycle NVNT ac40 5190MHz Ant1

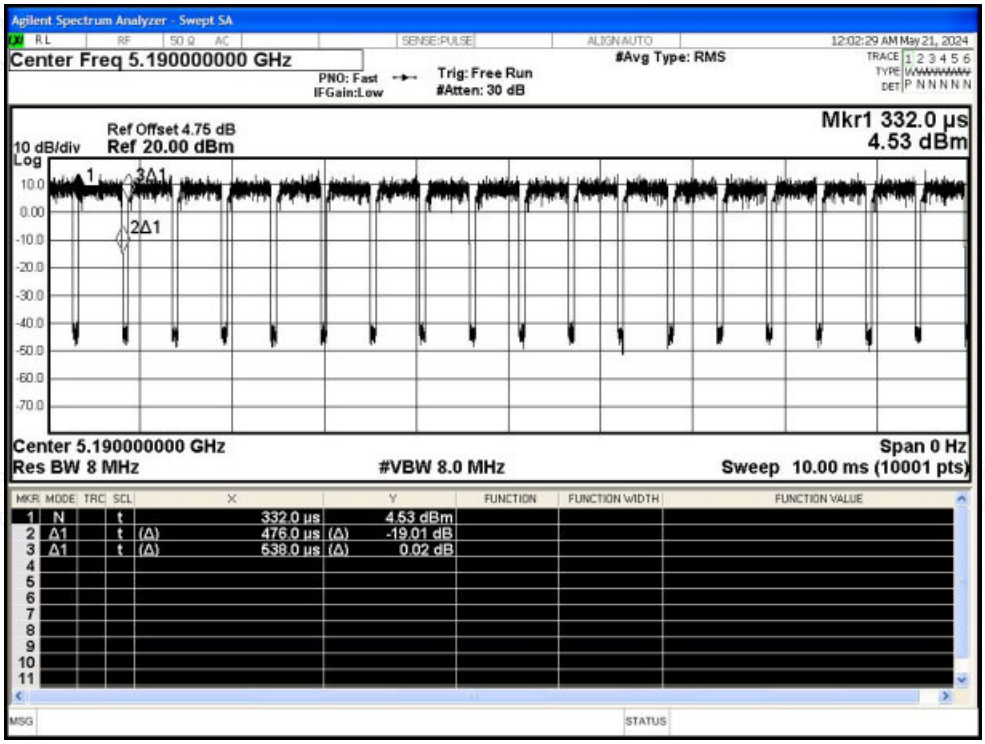

Duty Cycle NVNT ac40 5230MHz Ant1

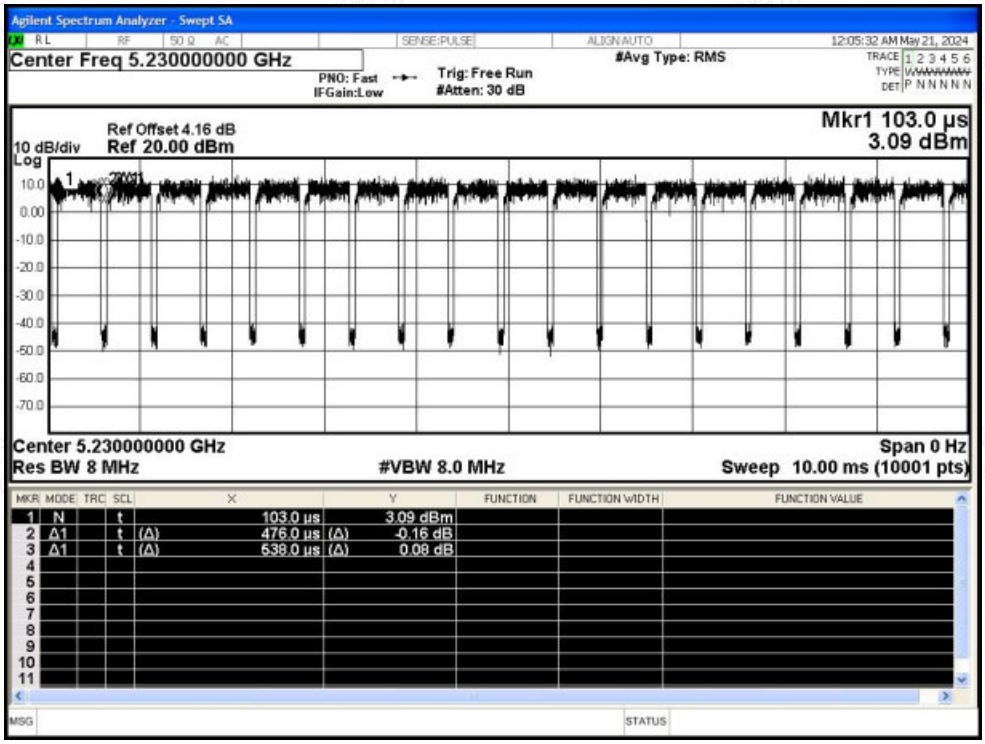

Duty Cycle NVNT ac80 5210MHz Ant1

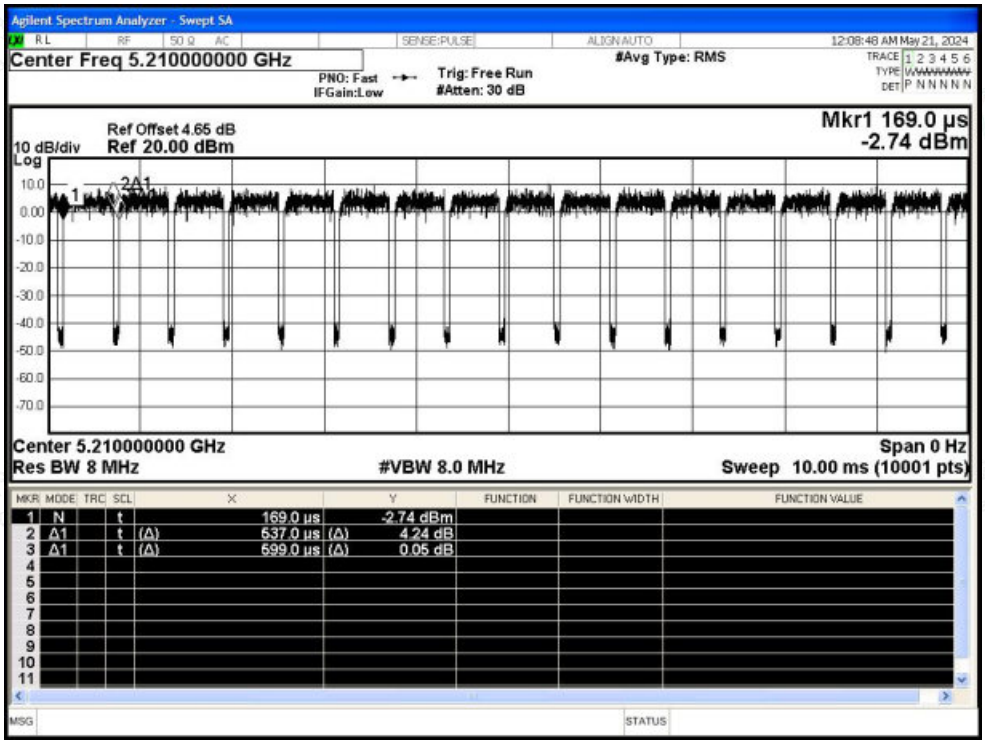

Condition	Mode	Frequency (MHz)	Antenna	Duty Cycle (%)	Correction Factor (dB)	1/T (kHz)
NVNT	a	5180	Ant2	94.56	0.24	0.91
NVNT	a	5200	Ant2	94.56	0.24	0.91
NVNT	a	5240	Ant2	94.56	0.24	0.91
NVNT	n20	5180	Ant2	93.77	0.28	1.07
NVNT	n20	5200	Ant2	93.77	0.28	1.07
NVNT	n20	5240	Ant2	93.67	0.28	1.07
NVNT	n40	5190	Ant2	97.18	0.12	0.46
NVNT	n40	5230	Ant2	97.23	0.12	0.46
NVNT	ac20	5180	Ant2	93.72	0.28	1.06
NVNT	ac20	5200	Ant2	93.82	0.28	1.06
NVNT	ac20	5240	Ant2	93.82	0.28	1.06
NVNT	ac40	5190	Ant2	97.19	0.12	0.46
NVNT	ac40	5230	Ant2	97.19	0.12	0.46
NVNT	ac80	5210	Ant2	94.32	0.25	0.97

Test Graphs

Duty Cycle NVNT a 5180MHz Ant2

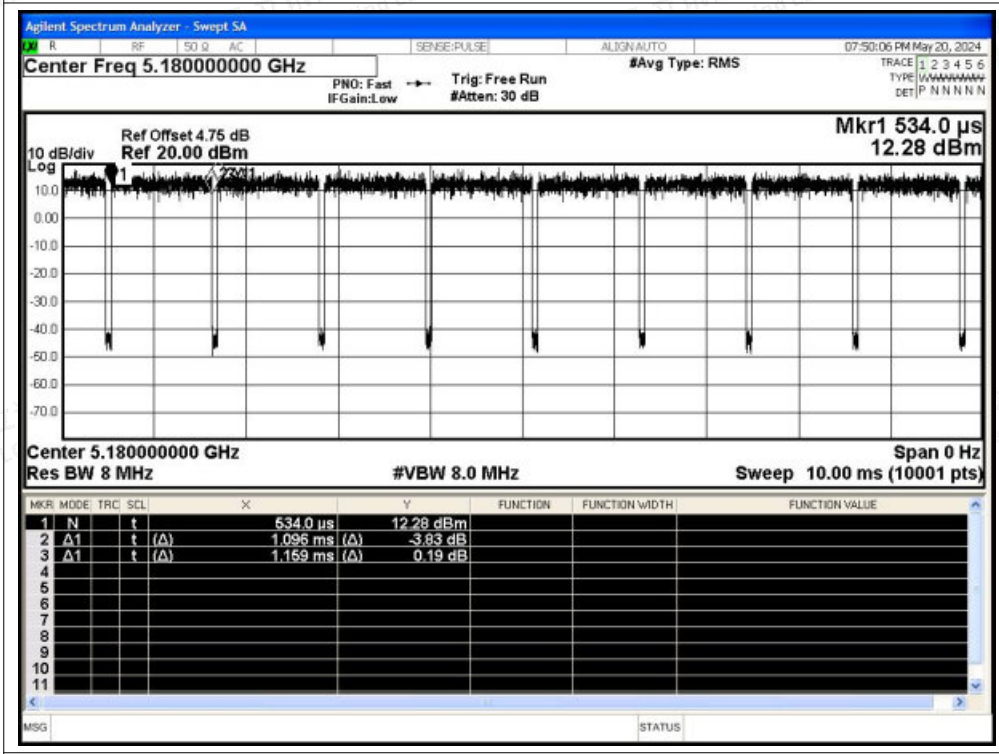

Duty Cycle NVNT a 5200MHz Ant2

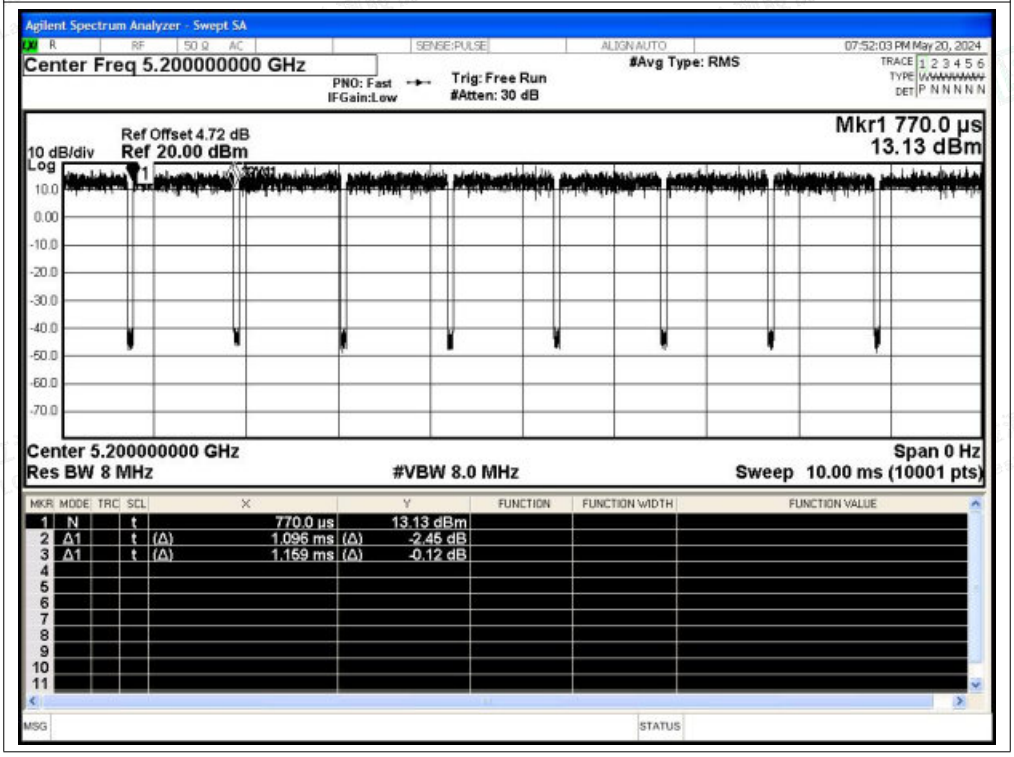

Duty Cycle NVNT a 5240MHz Ant2

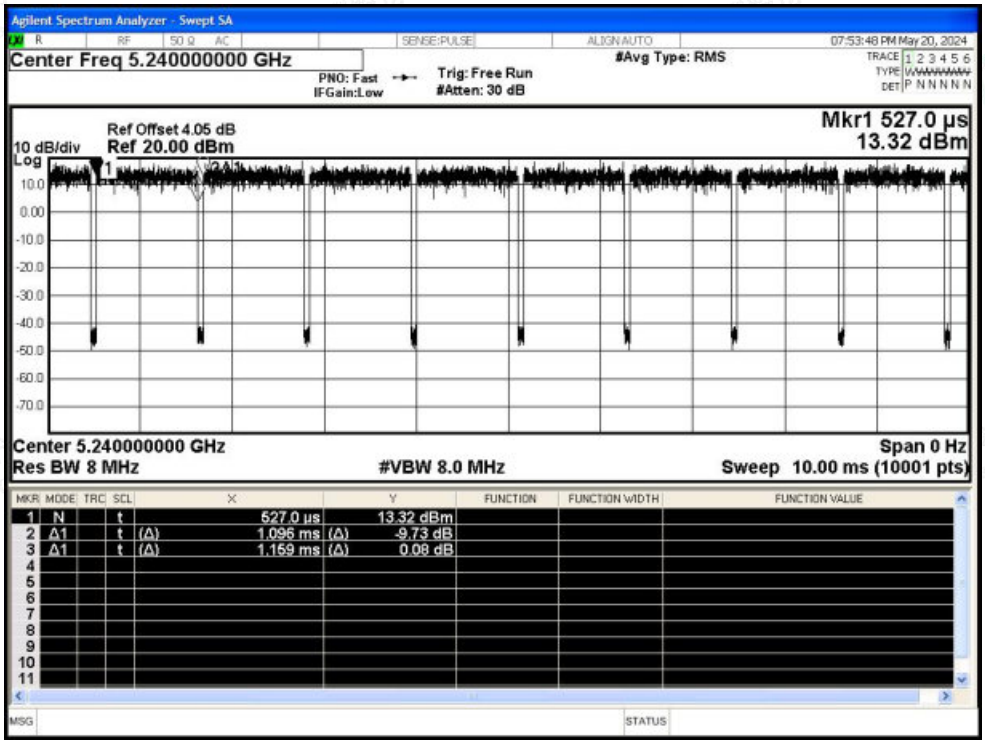

Duty Cycle NVNT n20 5180MHz Ant2

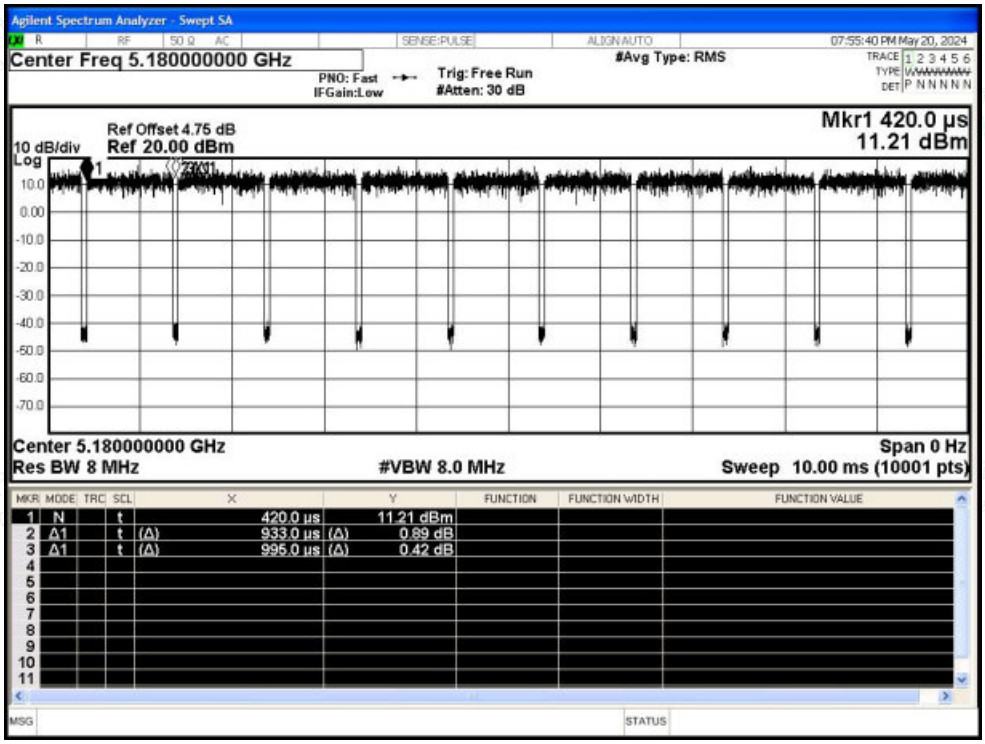

Duty Cycle NVNT n20 5200MHz Ant2

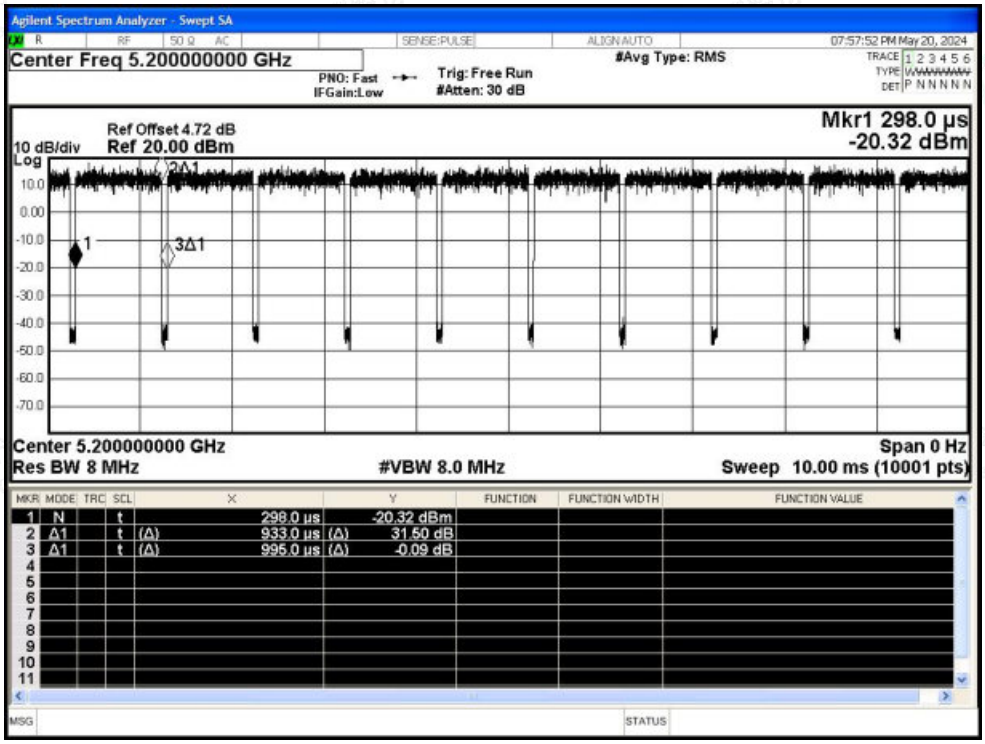

Duty Cycle NVNT n20 5240MHz Ant2

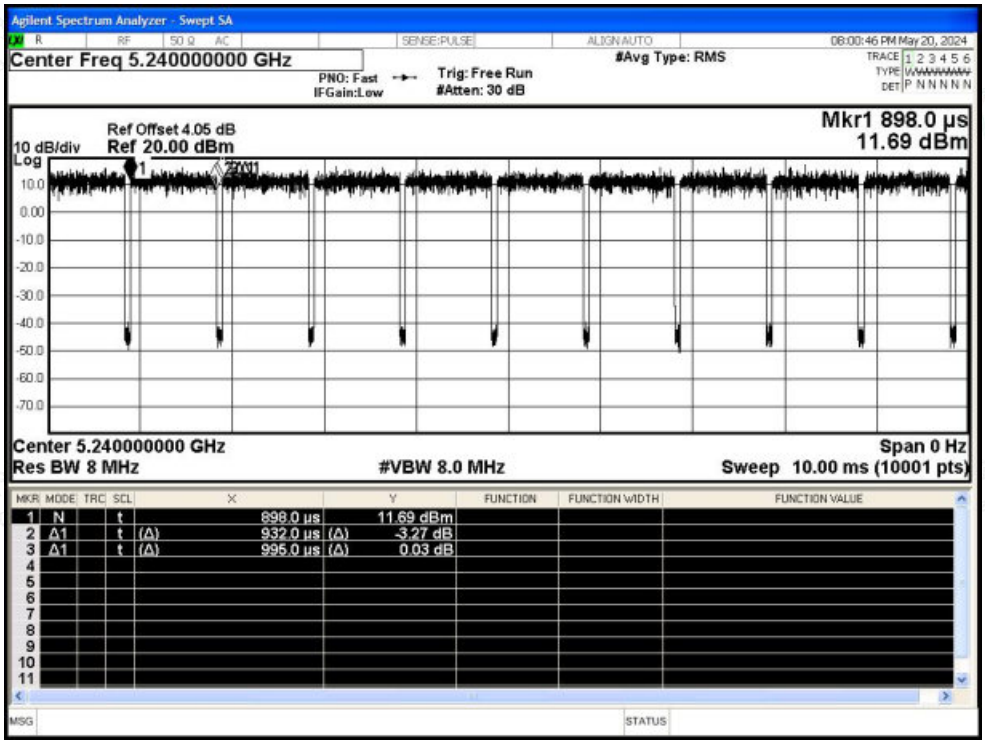

Duty Cycle NVNT n40 5190MHz Ant2

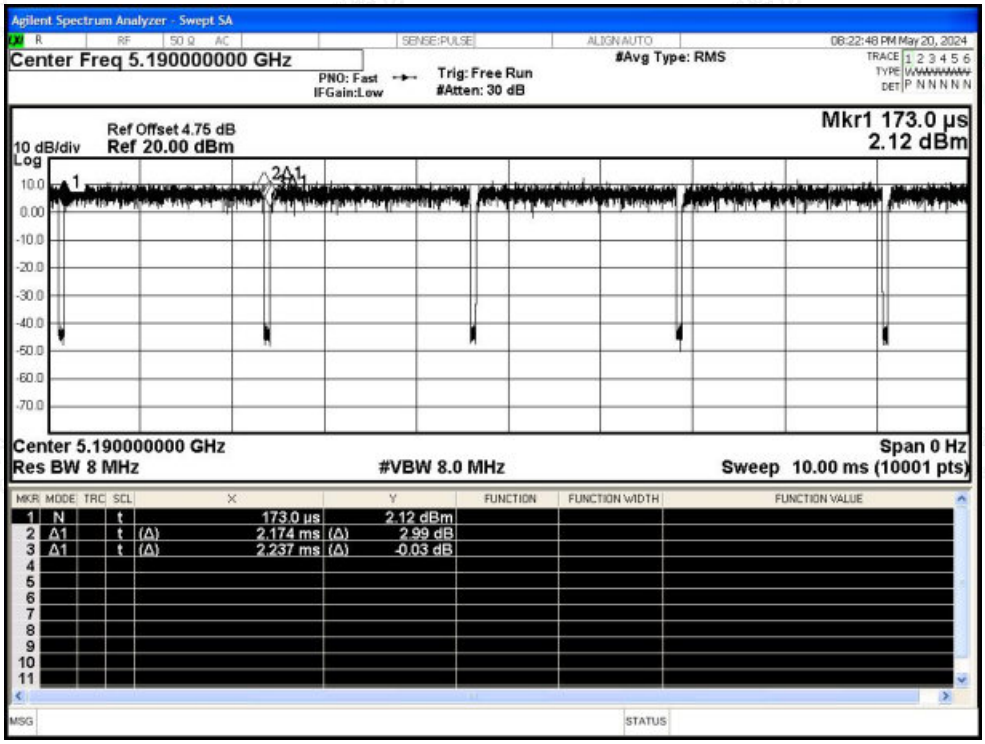

Duty Cycle NVNT n40 5230MHz Ant2

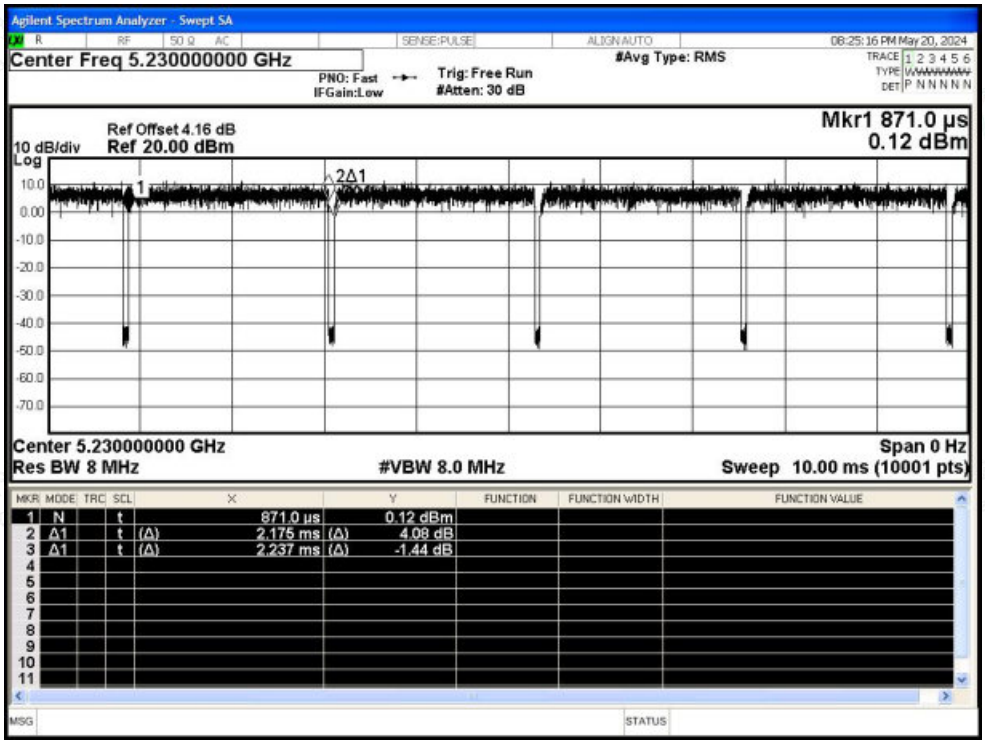

Duty Cycle NVNT ac20 5180MHz Ant2

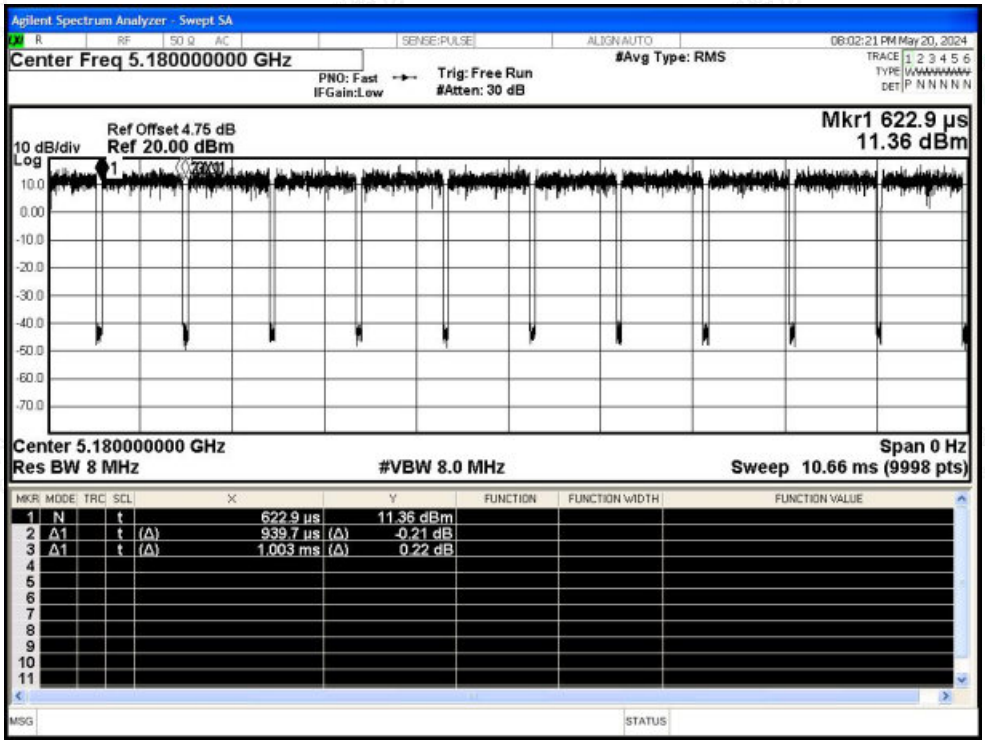

Duty Cycle NVNT ac20 5200MHz Ant2

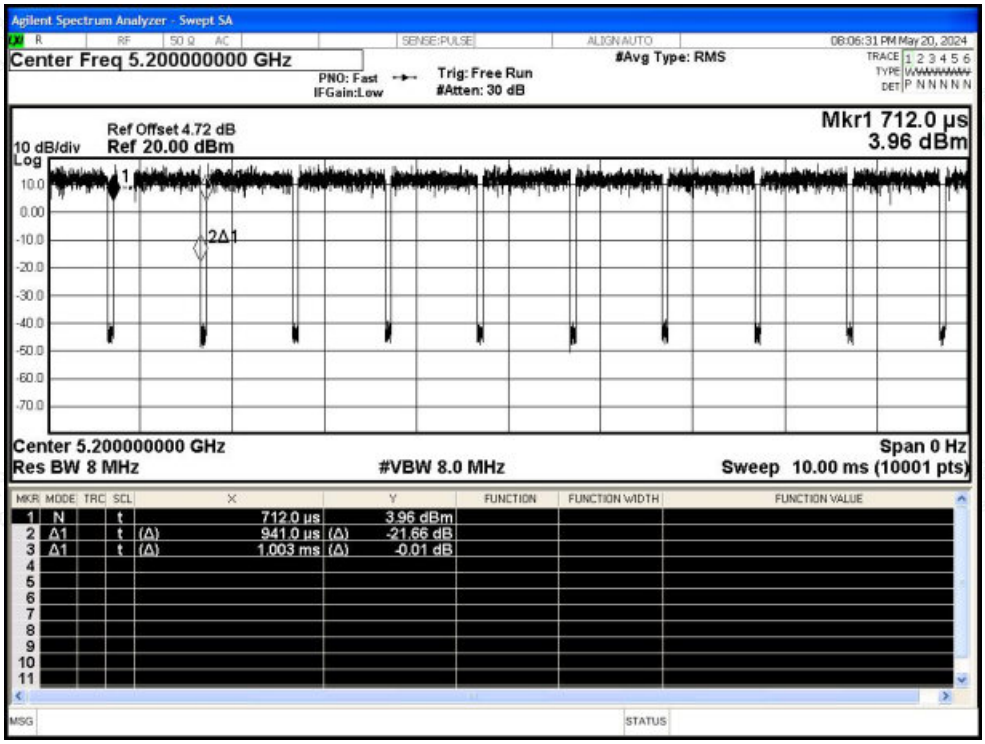

Duty Cycle NVNT ac20 5240MHz Ant2

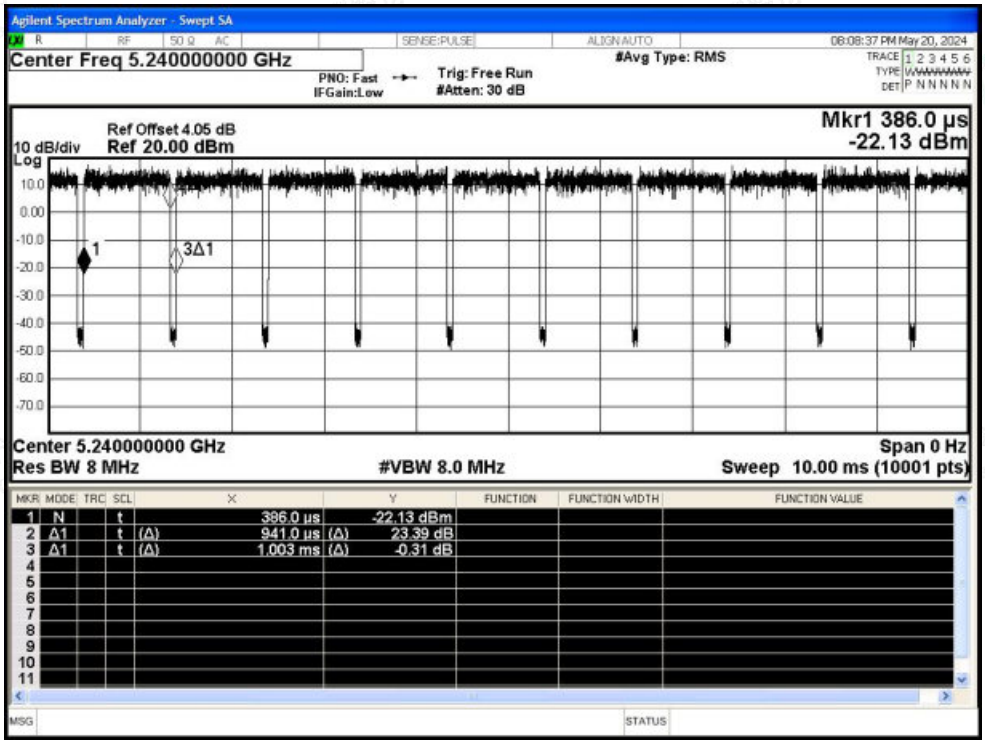

Duty Cycle NVNT ac40 5190MHz Ant2

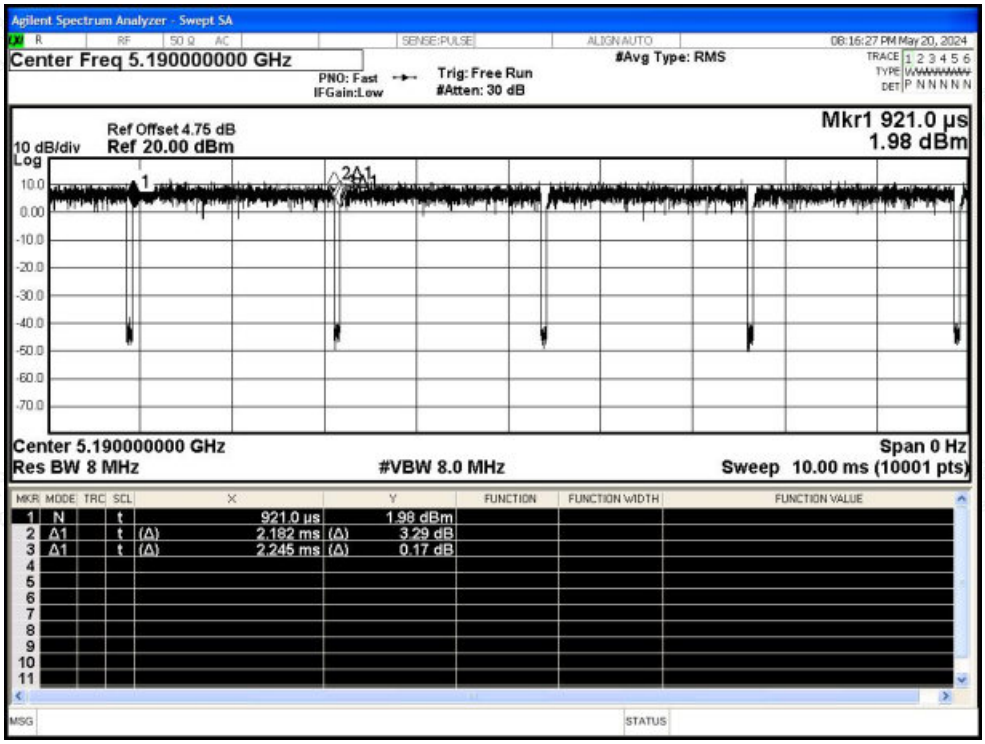

Duty Cycle NVNT ac40 5230MHz Ant2

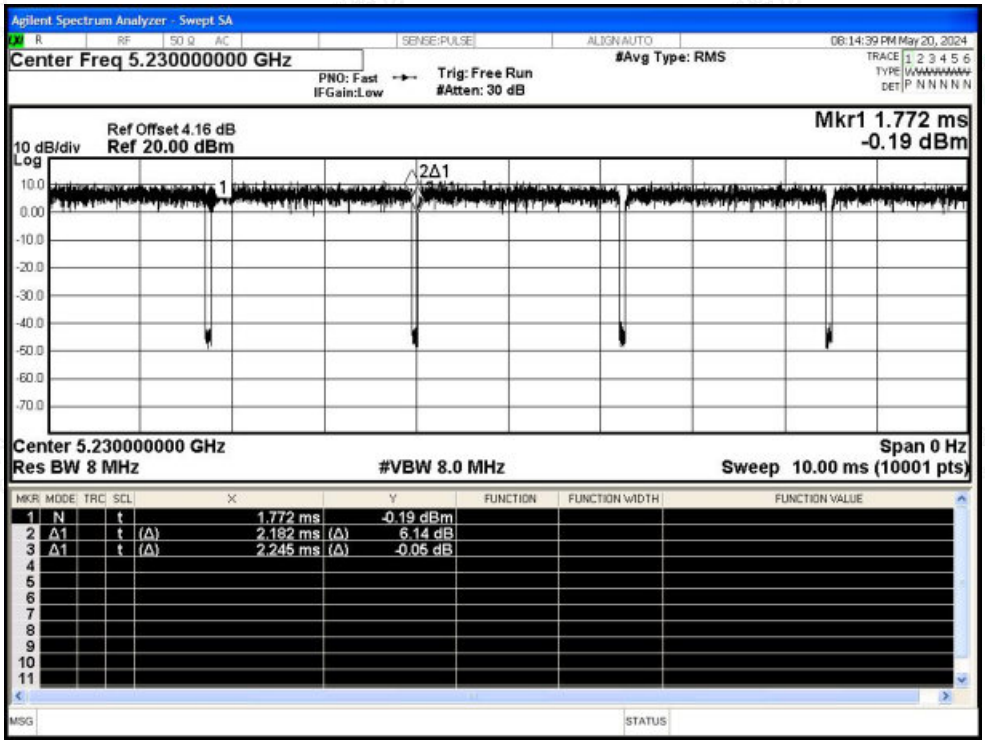
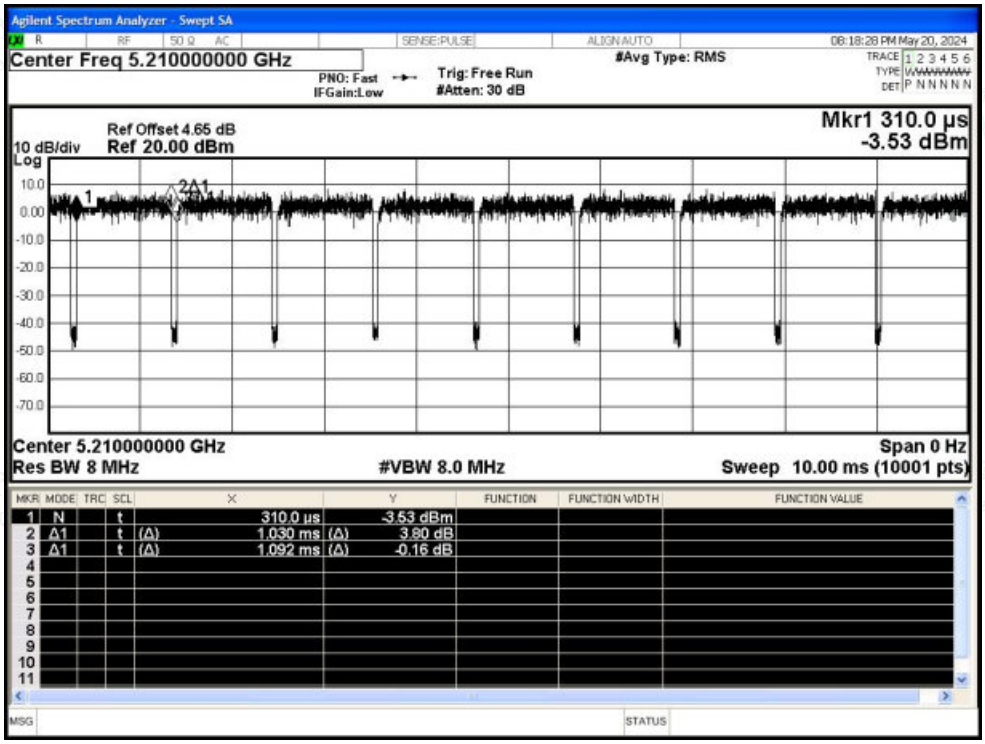
Duty Cycle NVNT ac80 5210MHz Ant2