Appendix Report

Project No.:	CISR250415132
Test Engineer:	James Wang
Supervised by:	Rory Huang

1) Duty Cycle

Test Result

Mode	Channel	On Time (ms)	Period (ms)	Duty Cycle (%)	Duty Cycle (linear)	Duty Cycle Factor (dB)	1/T
BLE 1M	0	2.127	2.499	85.14	0.8514	0.6987	0.4701
	19	2.127	2.499	85.14	0.8514	0.6987	0.4701
	39	2.127	2.499	85.14	0.8514	0.6987	0.4701

Test Graphs

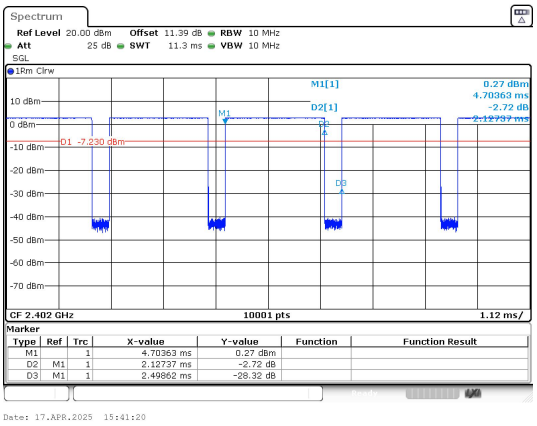

BLE 1M_Channel 0

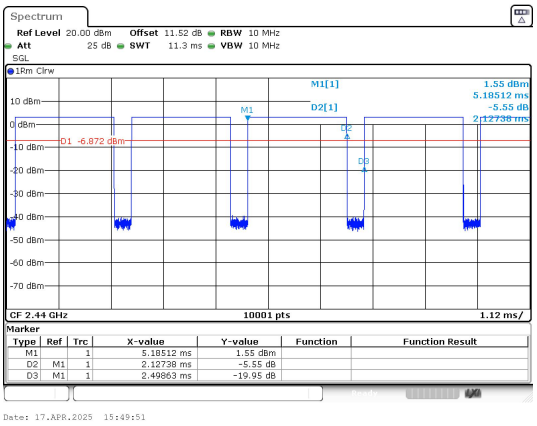

BLE 1M_Channel 19

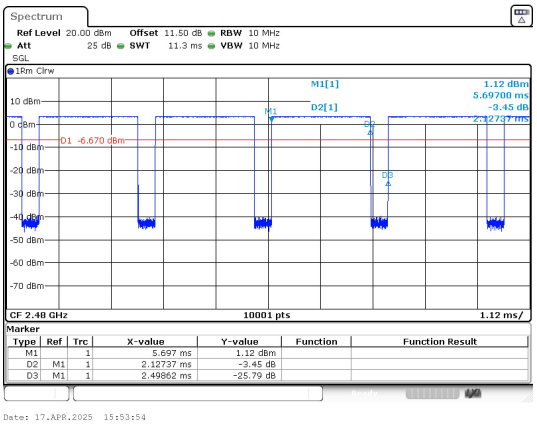

BLE 1M_Channel 39

2) Power Spectral Density

Test Result

Mode	Channel	PSD (dBm/3kHz)	Limit (dBm/3kHz)	Result
BLE 1M	0	-13.300	≤8	PASS
BLE 1M	19	-12.960	≤8	PASS
BLE 1M	39	-13.130	≤8	PASS

Test Graphs

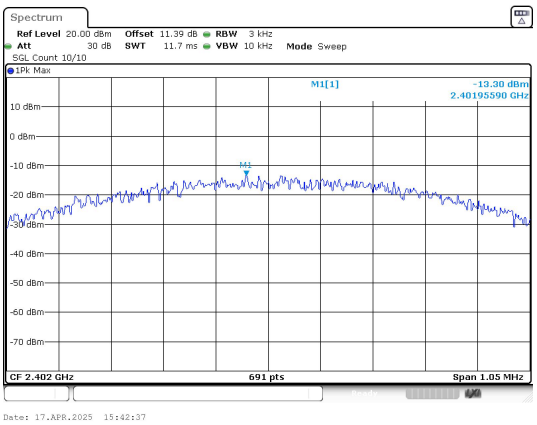

BLE 1M_Channel 0

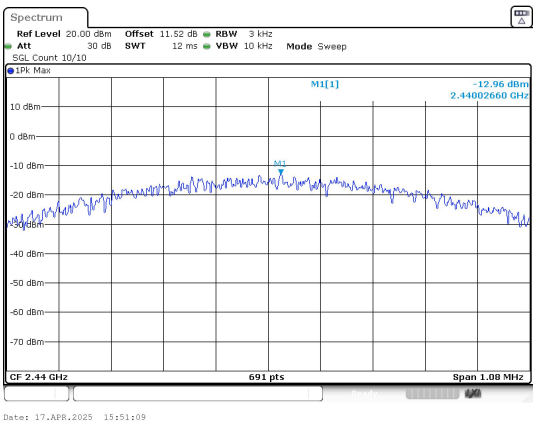

BLE 1M_Channel 19

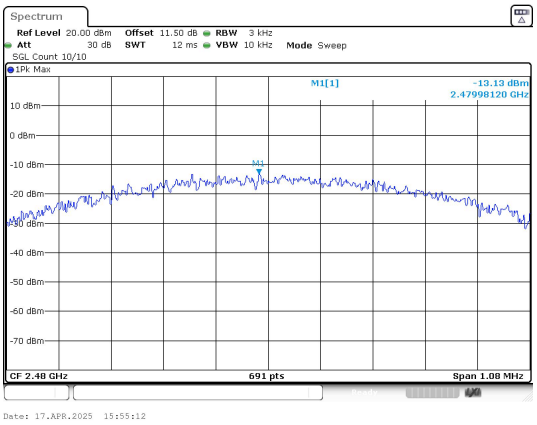

BLE 1M_Channel 39

3) 6dB Bandwidth

Test Result

Mode	Channel	Center Frequency (MHz)	6 dB Bandwidth (MHz)	Limit (MHz)	Result
BLE 1M	0	2402	0.7000	≥0.5	PASS
	19	2440	0.7200		PASS
	39	2480	0.7200		PASS

Test Graphs

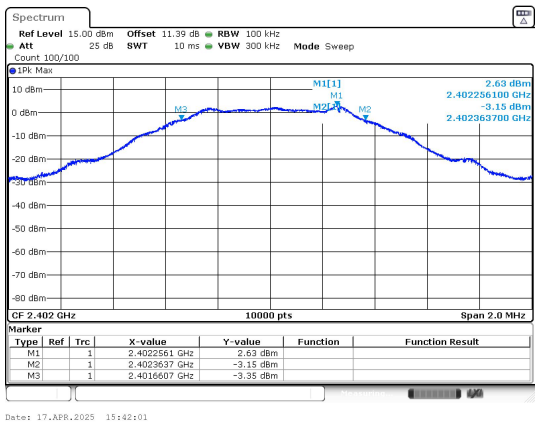

BLE 1M_Channel 0

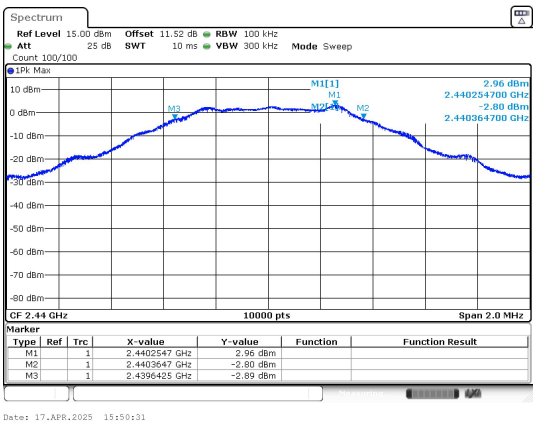

BLE 1M_Channel 19

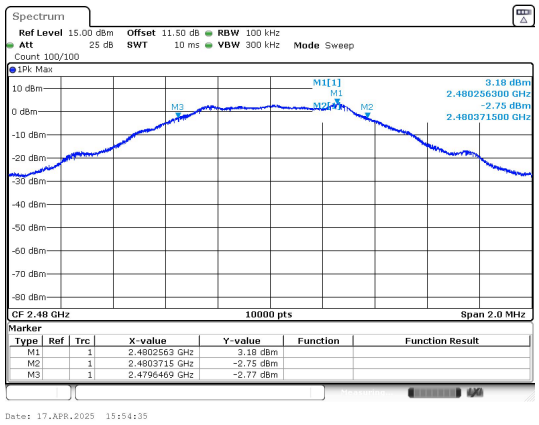

BLE 1M_Channel 39

4) Conducted Output Power

Test Result

Mode	Channel	Peak Output Power (dBm)	Peak Output Power (mW)	Limit (dBm)	Result
BLE 1M	0	2.82	1.91	≤30	PASS
	19	3.19	2.08	≤30	PASS
	39	3.38	2.18	≤30	PASS

Test Graphs

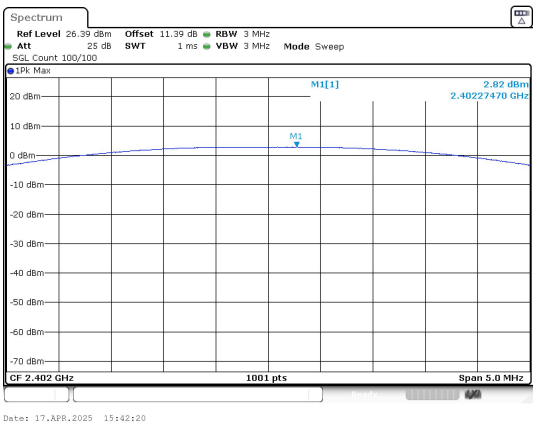

Peak Output Power

BLE 1M_Channel 0

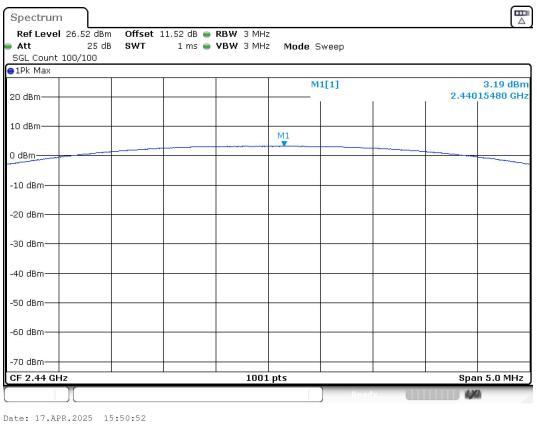

Peak Output Power

BLE 1M_Channel 19

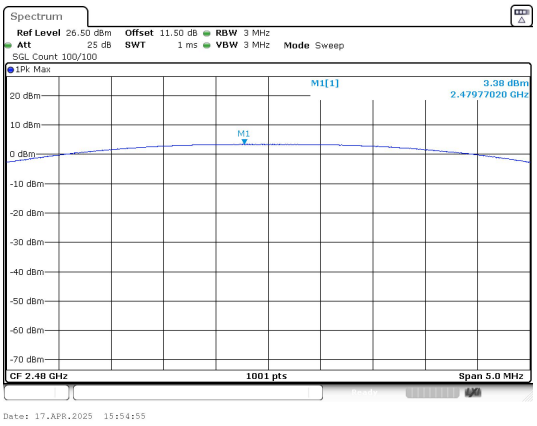

Peak Output Power

BLE 1M_Channel 39

5) Conducted Out Of Band Emission

Test Result

Mode	Channel	OOB Emission Frequency (MHz)	OOB Emission Level (dBm)	Limit (dBm)	Over Limit (dB)	Result
BLE 1M	0	2400.00	-48.710	-17.43	-31.280	PASS
		9608.08	-42.174	-17.43	-24.744	PASS
	19	9760.39	-42.947	-16.99	-25.957	PASS
	39	2483.50	-49.390	-16.84	-32.550	PASS
		9920.20	-43.519	-16.84	-26.679	PASS

Test Graphs

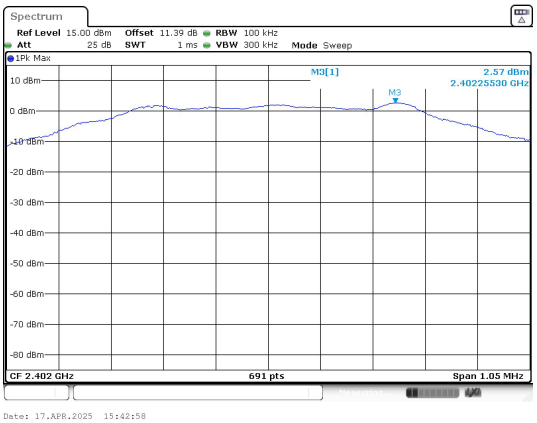

In-Band Reference Level

BLE 1M_Channel 0

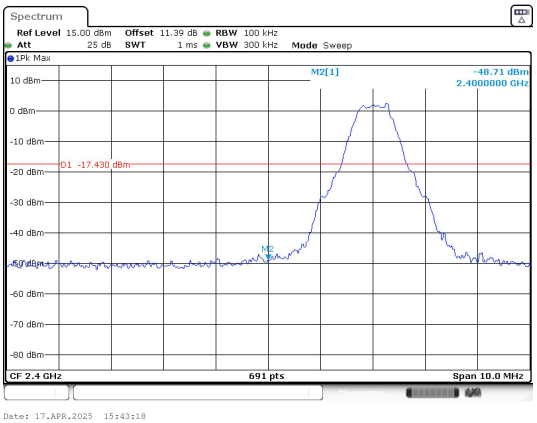

Out Of Band Emission

BLE 1M_Channel 0

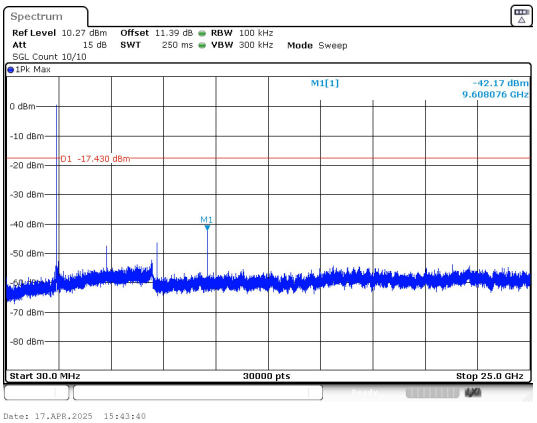

30.0 MHz - 25000.0 MHz

BLE 1M_Channel 0

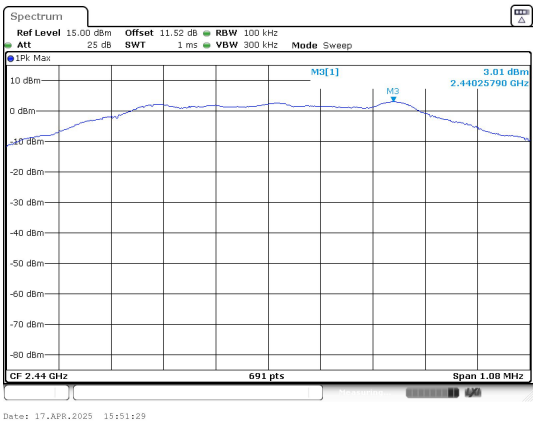

In-Band Reference Level

BLE 1M_Channel 19

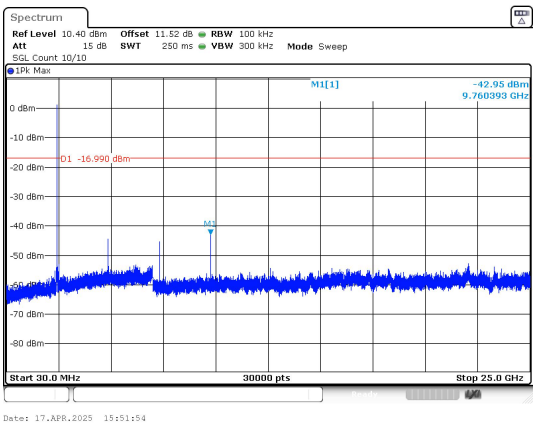

30.0 MHz - 25000.0 MHz

BLE 1M_Channel 19

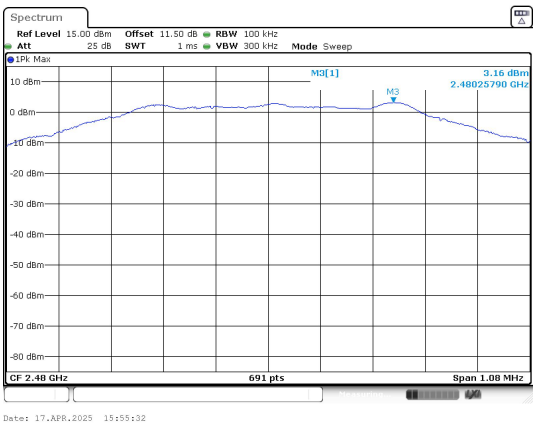

In-Band Reference Level

BLE 1M_Channel 39

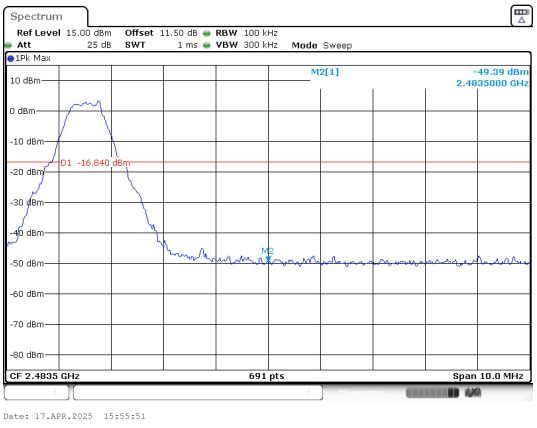

Out Of Band Emission

BLE 1M_Channel 39

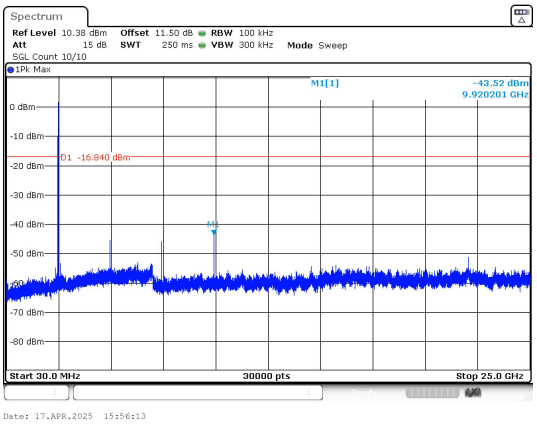

30.0 MHz - 25000.0 MHz

BLE 1M_Channel 39

------End of the report-----