802.11n(HT40)

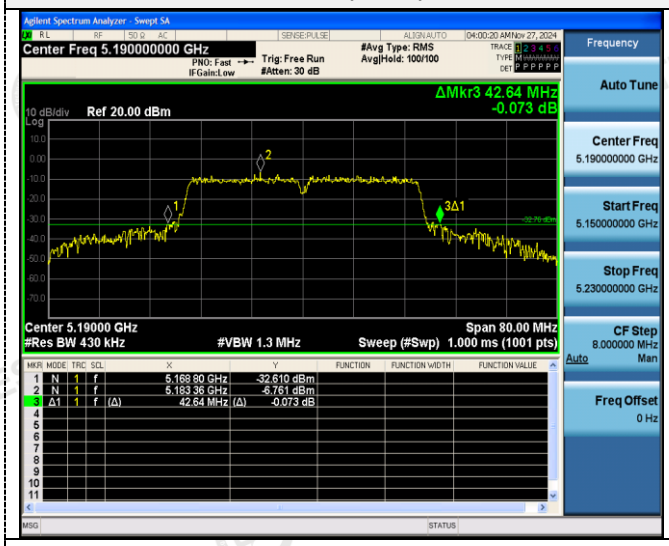

CH38

802.11ac(HT20)

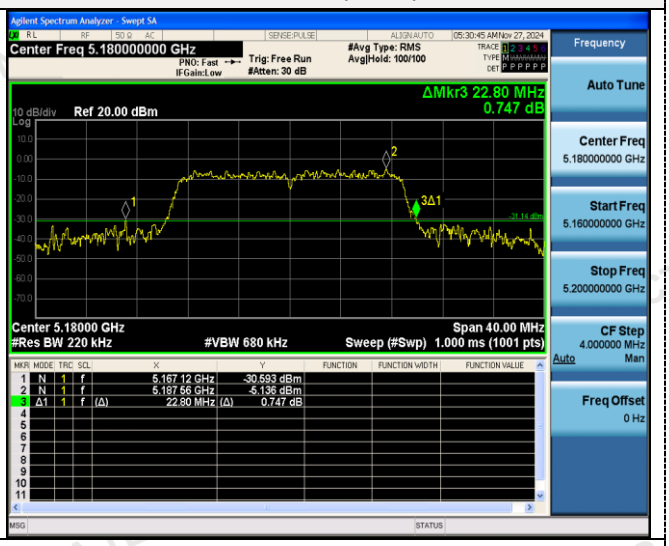

CH36

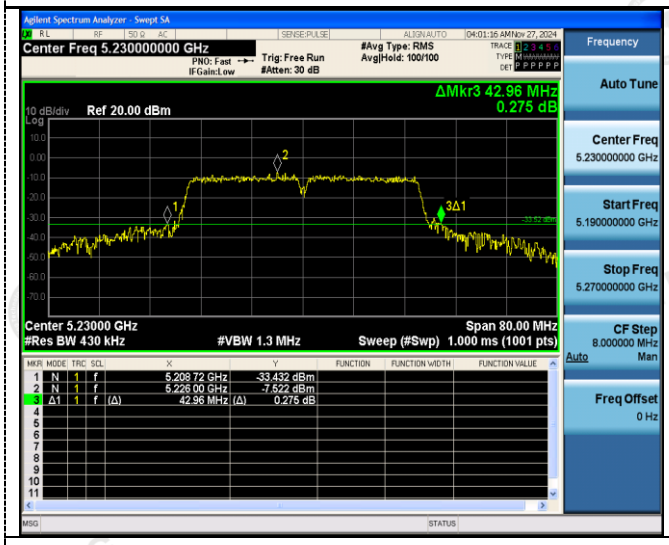

CH46

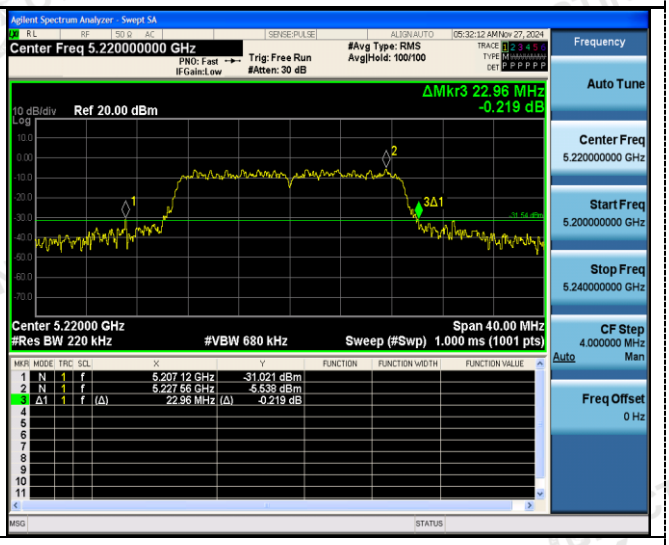

CH40

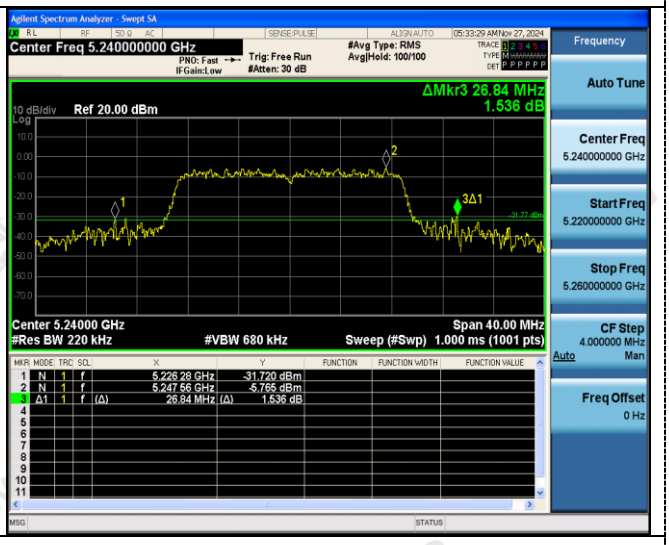

CH48

802.11ac(HT40)

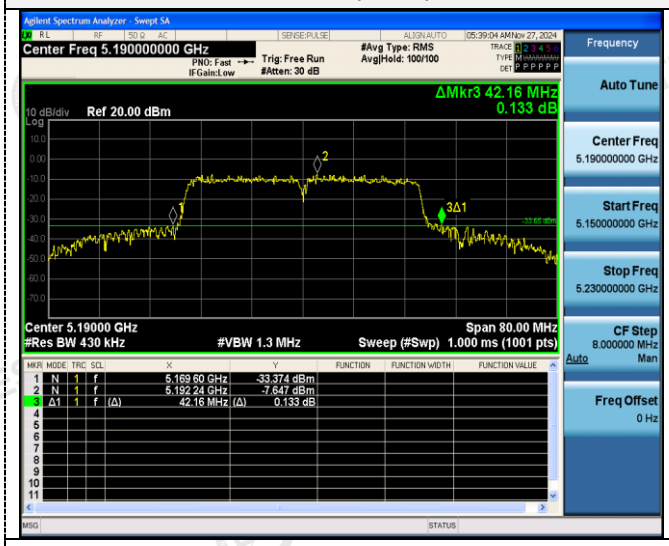

CH38

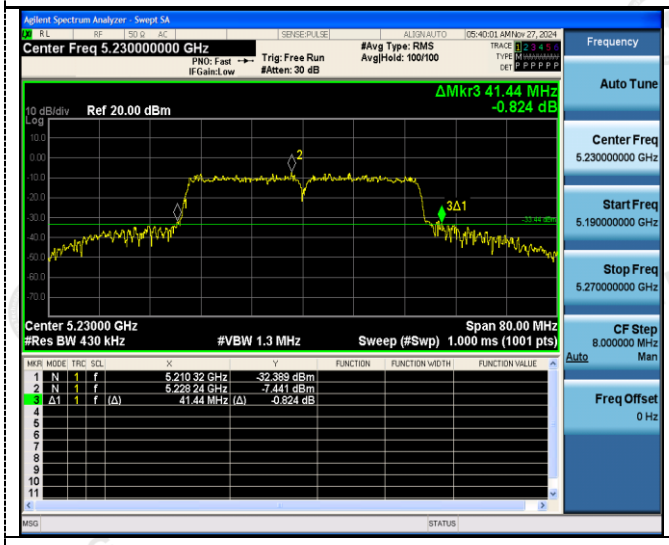

CH46

4.6 Minimum Emission Bandwidth (6dB Bandwidth)

Limit

Within the 5.725-5.85 GHz band, the minimum 6 dB bandwidth of U-NII devices shall be at least 500 kHz.

Test Procedure

1. Set resolution bandwidth (RBW) = 100 kHz
2. Set the video bandwidth 3 x RBW.
3. Detector = Peak.
4. Trace mode = Max hold.
5. Measure the maximum width of the emission that is constrained by the frequencies associated with the two outermost amplitude points (upper and lower frequencies) that are attenuated by 6 dB relative to the maximum level measured in the fundamental emission.

Test Configuration

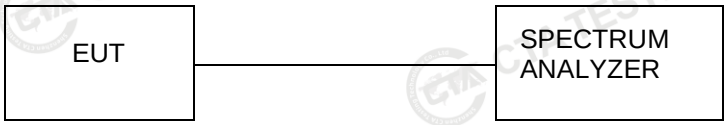

Test Results

Type	Bands	Channel	6dB Bandwidth (MHz)	Limit (KHz)	Result
802.11a	U-NII 3	149	16.320	≥500KHz	Pass
		157	16.320		
		165	16.320		
802.11n(HT20)	U-NII 3	149	16.720		
		157	16.960		
		165	17.040		
802.11n(HT40)	U-NII 3	151	35.920		
		159	35.360		
802.11ac(HT20)	U-NII 3	149	17.160		
		157	16.960		
		165	17.080		
802.11ac(HT40)	U-NII 3	151	35.840		
		159	36.000		

Test plot as follows:

802.11a	802.11n(HT20)
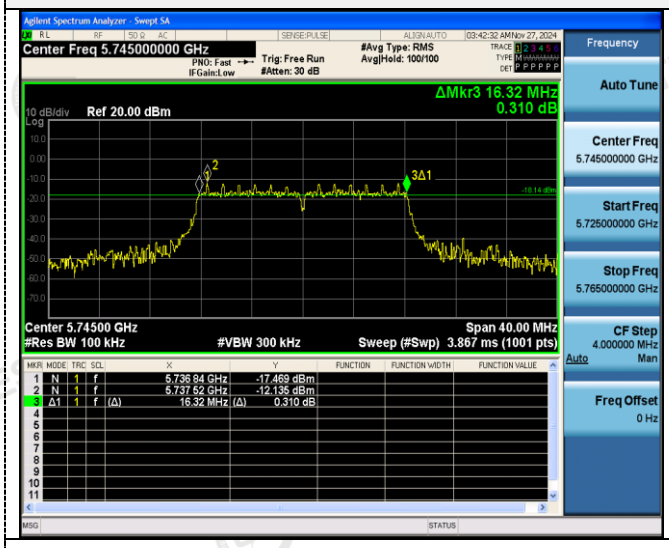	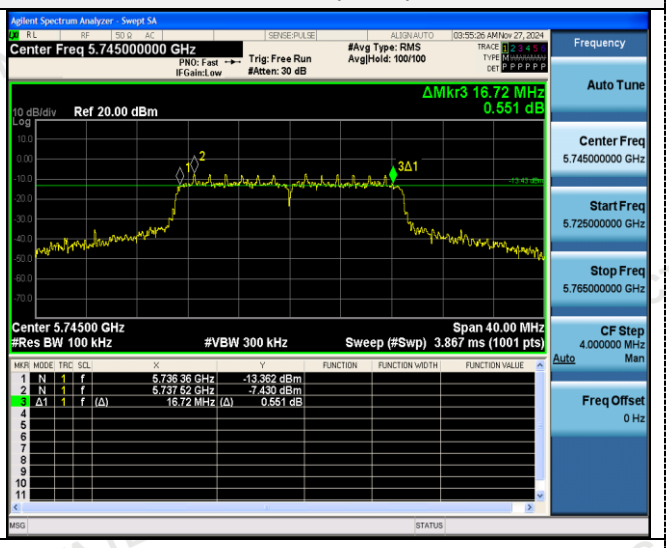
CH149	CH149
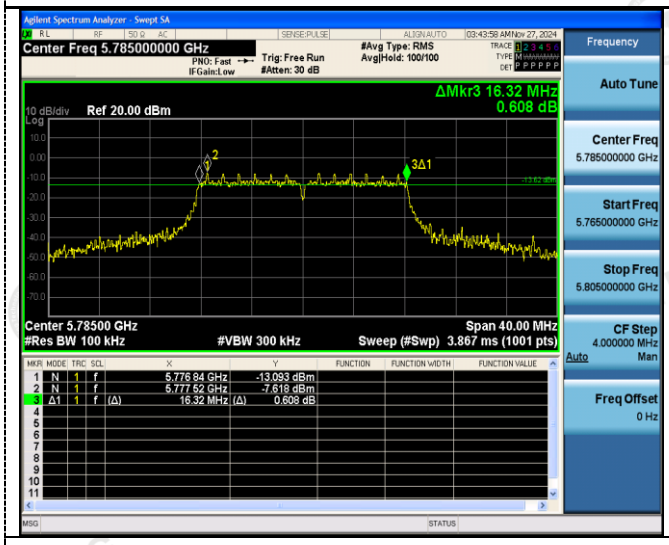	
CH157	CH157
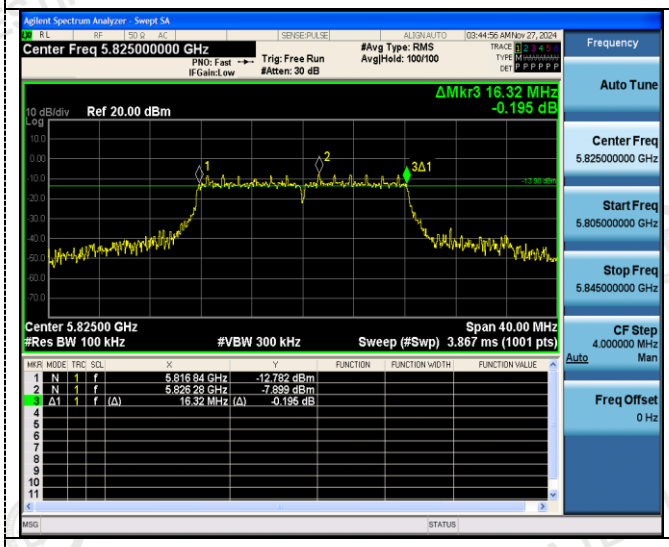	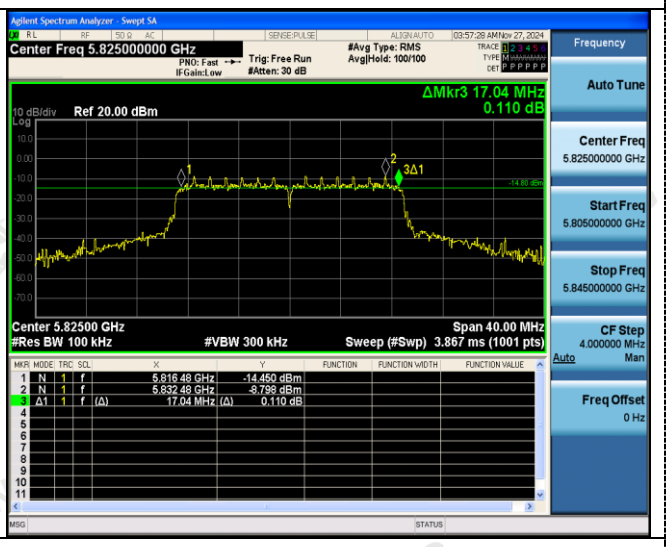
CH165	CH165

802.11n(HT40)

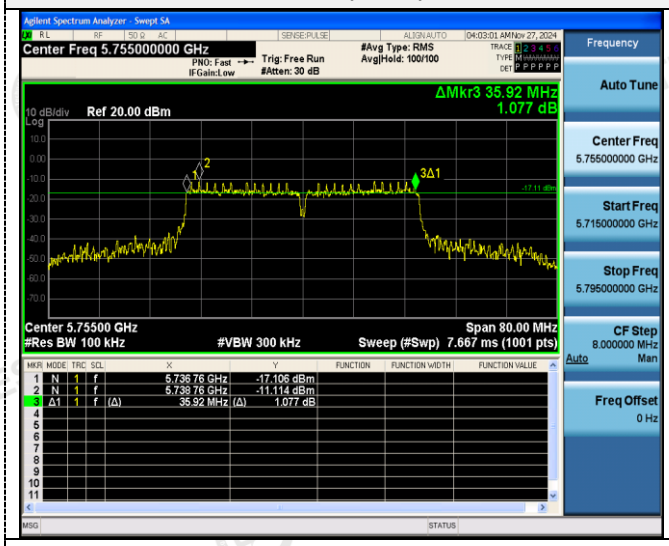

CH151

802.11ac(HT20)

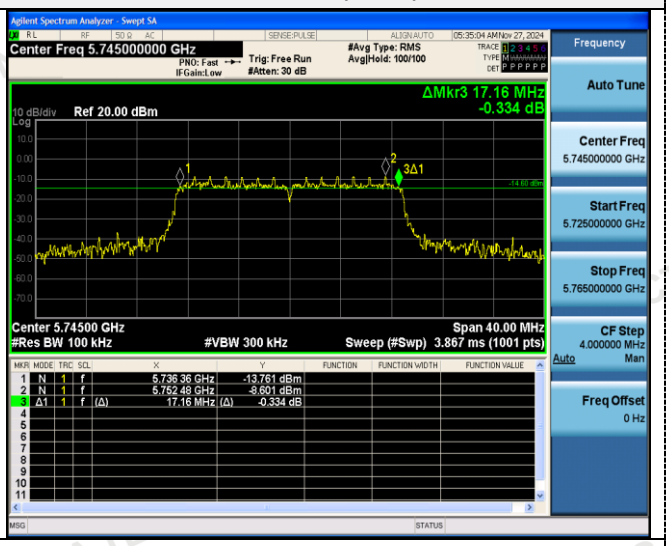

CH149

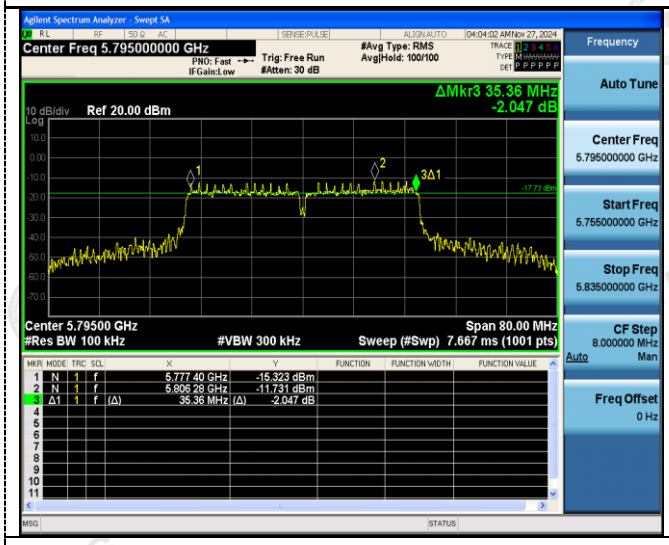

CH159

CH157

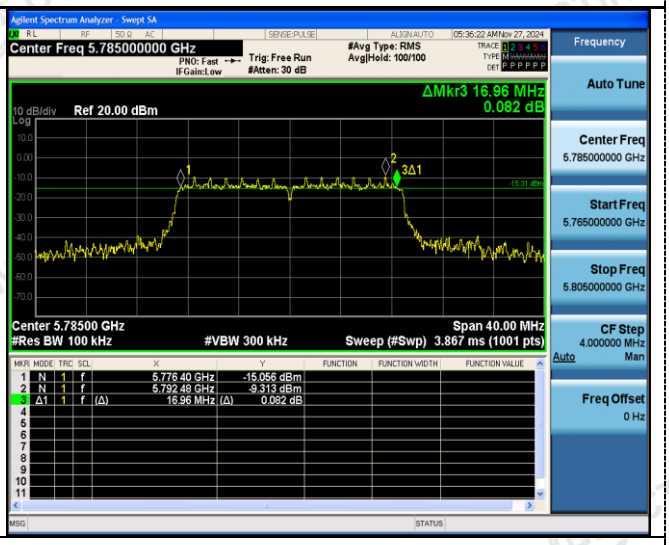

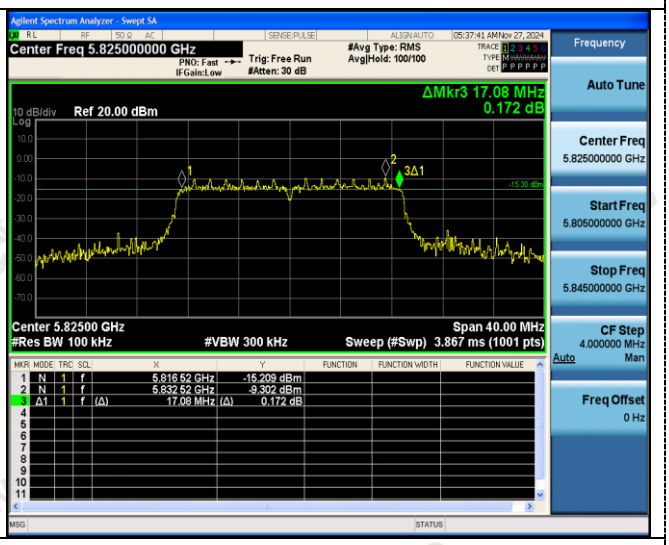

CH165

802.11ac(HT40)	
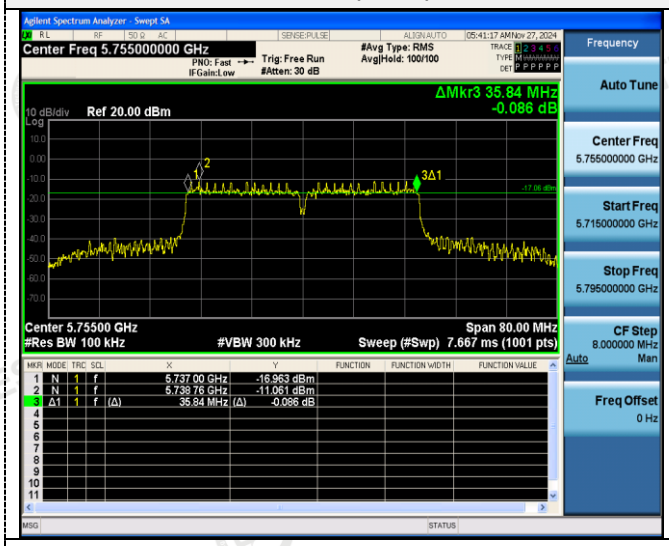	
CH151	
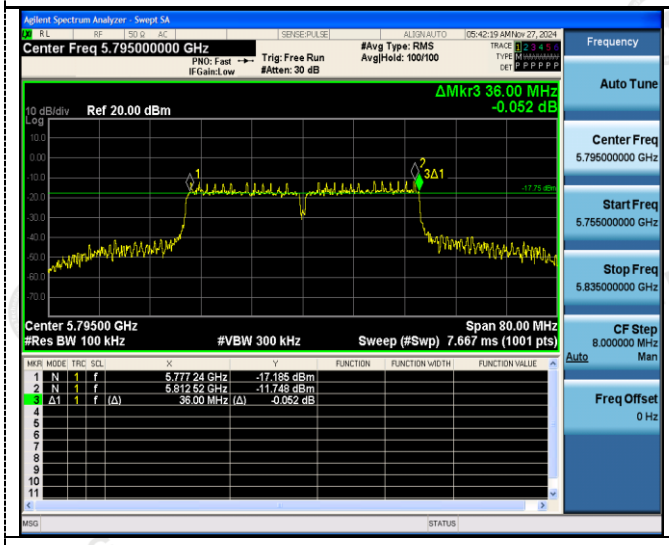	
CH159	

4.7 Frequency Stability

LIMIT

Manufacturers of U-NII devices are responsible for ensuring frequency stability such that an emission is maintained within the band of operation under all conditions of normal operation as specified in the users manual.

TEST CONFIGURATION

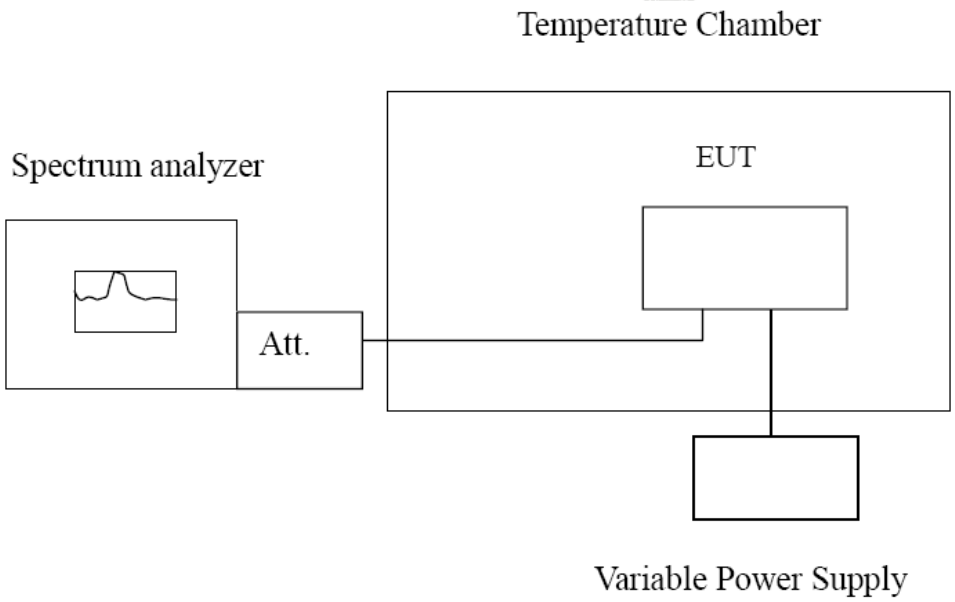

TEST PROCEDURE

Frequency Stability under Temperature Variations:
The equipment under test was connected to an external AC or DC power supply and input rated voltage. RF output was connected to a frequency counter or spectrum analyzer via feed through attenuators. The EUT was placed inside the temperature chamber. Set the spectrum analyzer RBW low enough to obtain the desired frequency resolution and measure EUT 20℃ operating frequency as reference frequency. Turn EUT off and set the chamber temperature to -30℃. After the temperature stabilized for approximately 30 minutes recorded the frequency. Repeat step measure with 10℃ increased per stage until the highest temperature of +50℃ reached.

Frequency Stability under Voltage Variations:
Set chamber temperature to 20℃. Use a variable AC power supply / DC power source to power the EUT and set the voltage to rated voltage. Set the spectrum analyzer RBW low enough to obtain the desired frequency resolution and recorded the frequency.
Reduce the input voltage to specify extreme voltage variation (±15%) and endpoint, record the maximum frequency change.

TEST RESULTS

Record worst case as below:

Reference Frequency: 802.11ac channel=36 frequency=5180MHz					
Voltage (V)	Temperature (℃)	Frequency error		Limit (ppm)	Result
		Hz	ppm		
DC 6.4	-30	110.63	0.021357	Within the band of operation	Pass
	-20	174.58	0.033703		
	-10	145.21	0.028033		
	0	146.65	0.028311		
	10	146.24	0.028232		
	20	99.48	0.019205		
	30	167.14	0.032266		
	40	129.22	0.024946		
	50	128.49	0.024805		
DC 7.04	25	195.68	0.037776		
DC 5.76	25	118.78	0.022931		

Reference Frequency: 802.11ac channel=149 frequency=5745MHz					
Voltage (V)	Temperature (℃)	Frequency error		Limit (ppm)	Result
		Hz	ppm		
DC 6.40	-30	135.64	0.023610	Within the band of operation	Pass
	-20	129.37	0.022519		
	-10	167.52	0.029159		
	0	169.74	0.029546		
	10	136.76	0.023805		
	20	144.55	0.025161		
	30	116.82	0.020334		
	40	168.38	0.029309		
	50	160.87	0.028002		
DC 7.04	25	150.62	0.026218		
DC 5.76	25	129.51	0.022543		

5 Test Setup Photos of the EUT





6 Photos of the EUT

Reference to the test report No. **CTA24111901701.**

**********End of Report**********