SEVNNENS®

太阳能音乐草坪灯
使用说明

产品功能：

本产品是一款具有音乐播放功能的太阳能草坪灯。产品内置蓝牙功放及扬声器，可实现蓝牙音响功能；光源由LED阵列构成，灯光亮度可强弱切换。产品主要由太阳能供电，也可充电。外观简约大方，无需安装布线，使用方便。

使用说明：

1）充电电压：5V-1A，充电口旁有充电指示灯，充电状态指示灯为红色，充电完成指示灯为绿色。

2）产品开关介绍：

△ ON/OFF开关：该开关为灯光总开关，打开该开关后产品开始工作。当电量充足、夜晚来临或灯光较暗时，该产品的灯光会自动点亮。

△ 灯光强度调节开关：通过拨动该开关的位置，可以调节产品灯光亮度。

△ 蓝牙开关：该开关是蓝牙开启、关闭控制开关。打开蓝牙开关会有提示音，且侧面蓝灯亮起，此时可打开手机蓝牙，查找可用的蓝牙设备，连接名称为XFW-M38的蓝牙设备，连接完成后即可通过太阳能音乐草坪灯播放手机中的音乐。产品连续播放音乐时间可达3小时，如出现断续或杂音，一般是电量不足，请连接充电器或等待太阳能补充电量。

3）产品的安装与固定：使用产品时，抽出产品的隐藏插脚，将插脚插入草坪，将产品调节到合适的角度即可。

注意事项：

1）不使用蓝牙功能时，请及时关闭蓝牙，在不播放音乐时蓝牙也在消耗电量。

2）使用太阳能充电时，产品充满电通常需要阳光直射4-6小时，请保证充足的日照时长。

3）产品内置有光敏开关，白天需要试亮时，需将太阳能板遮住或走到光线较暗处，此时，打开ON/OFF开关后，灯光会自动亮起。

适用场景：

别墅、庭院、花园、户外露营等。

包装清单：

产品主体，USB数据线一根，产品说明书。

技术参数：

产品名称	太阳能音乐草坪灯
光源	LED白光
材质	PP
电池	3.7V*2500mAH
开关方式	拨动开关+光敏开关
工作时长	单独亮灯12小时
太阳能板	6V*300mA
充电时长	4-6小时
额定输入	5V--1A
输入接口	Micro USB
产品尺寸	140*140*35mm
产品净量	485g

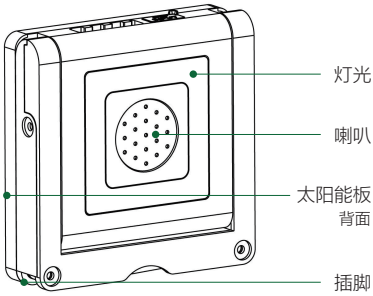

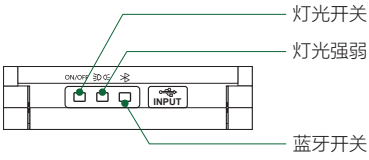

SEVNNENS®

Solar Energy Music Lawn Lamp
Instruction For Use

Product function:

This product is a solar energy lawn light with music playing function. The product has built-in Bluetooth power amplifier and loudspeaker, which can realize bluetooth sound function; The light source is composed of LED array, and the brightness of light can be changed. The appearance of the product is simple and generous, no need to install wiring, easy to use.

Instructions for use:

1) Charging voltage: 5V-1A. There is a charging indicator beside the charging port. When it is in the charging state, the indicator is red, and when it is in the charging completion state, the indicator is green.

2) Product switch introduction:

△ ON/OFF switch: This switch is the main light switch. After this switch is turned ON, the product starts to work.

△ Light intensity adjustment switch: The product light intensity can be adjusted by toggle the position of the switch.

△ Bluetooth switch: This switch is the control switch of Bluetooth on and off. When you turn on the Bluetooth switch, there will be a prompt sound, and the blue light on the side will be on. At this time, you can turn on the Bluetooth of the mobile phone, find the available Bluetooth device, connect the Bluetooth device named XFW-M38, and then play the music in the mobile phone through the solar music lawn lamp. The product can play music continuously for up to 3 hours. If intermittent or murmur occurs, usually with insufficient power, connect a charging adapter or wait for solar energy to replenish.

3) Installation and fixing of products: When using the product, pull out the hidden pins of the product, insert the pins into the lawn and adjust the product to the proper angle.

Matters needing attention:

1) Turn off Bluetooth when you don't use it because it is also using up power when you don't play music.

2) When using solar energy to charge, the product usually needs direct sunlight for 4-6 hours to fully charge. Please ensure sufficient sunshine duration.

3) The product has a built-in photosensitive switch. When you need to test light during the day, you need to cover the solar panel or go to a dark place. At this time, after turning on the on/off switch, the light will automatically light up.

Applicable scenarios:

Villas, Courtyards, Gardens, Outdoor trips, etc.

Packing list:

Product body, One USB data cable, Product manual.

Technical parameters:

Product name	Solar Energy Music Lawn Lamp
Light source	LED white light
Material	PP
Battery	3.7V*3000mAH
Swithing mode	Toggle switch+ Photosensitive switch
Working hours	Illuminate individually for 12 hours
Solar panel	5V*200mA
Charging time	6-8 hours
Rated input	5V--1A
Input interface	Micro USB
Product size	140*140*35mm
Product weight	485g

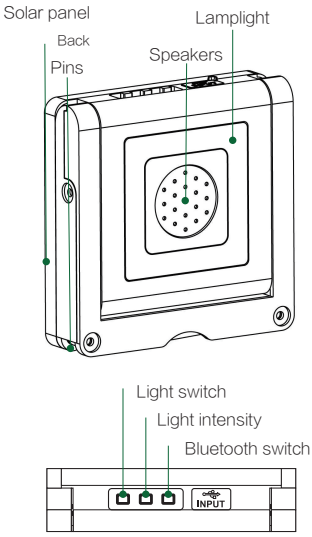

This device complies with Part 15 of the FCC Rules. Operation is subject to the following two conditions: (1) this device may not cause harmful interference, and (2) this device must accept any interference received, including interference that may cause undesired operation

NOTE: This equipment has been tested and found to comply with the limits for a Class B digital device, pursuant to Part 15 of the FCC Rules. These limits are designed to provide reasonable protection against harmful interference in a residential installation. This equipment generates, uses and can radiate radio frequency energy and, if not installed and used in accordance with the instructions, may cause harmful interference to radio communications. However, there is no guarantee that interference will not occur in a particular installation.
If this equipment does cause harmful interference to radio or television reception, which can be determined by turning the equipment off and on, the user is encouraged to try to correct the interference by one or more of the following measures:
-- Reorient or relocate the receiving antenna.
-- Increase the separation between the equipment and receiver.
-- Connect the equipment into an outlet on a circuit different from that to which the receiver is connected.
-- Consult the dealer or an experienced radio/TV technician for help.

Warning: changes or modifications not expressly approved by the party responsible for compliance could void the user's authority to operate the equipment

Radiation Exposure Statement
This equipment complies with FCC radiation exposure limits set forth for an uncontrolled environment.
This equipment should be installed and operated with minimum distance 20cm between the radiator and your body.