11G_Ant1_2412

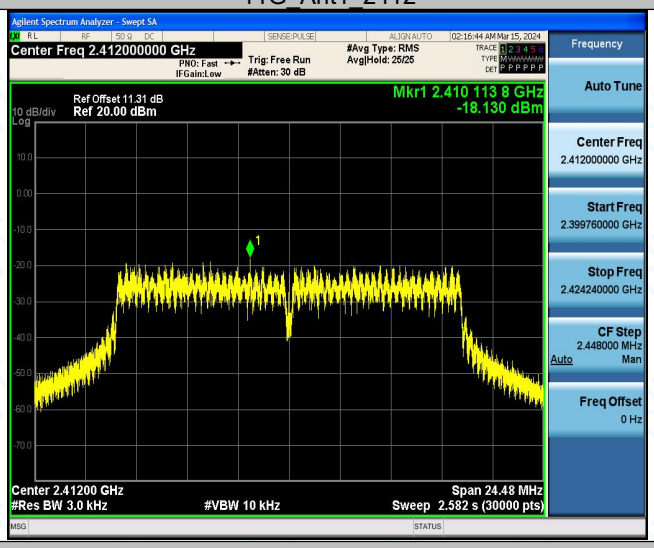

11G_Ant1_2437

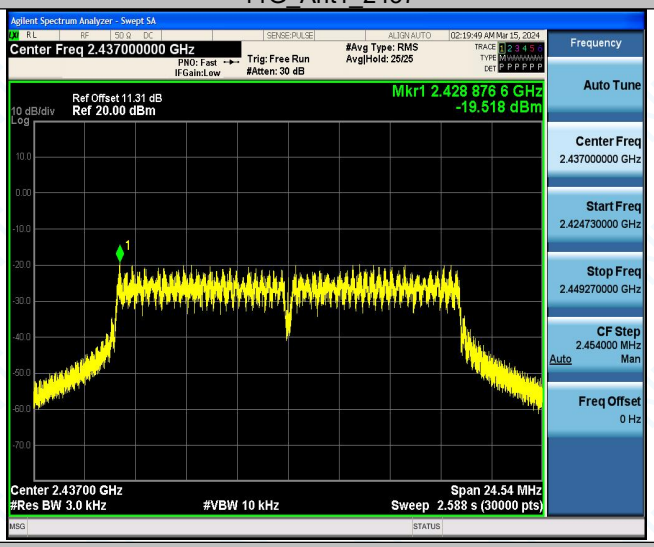

11G_Ant1_2462

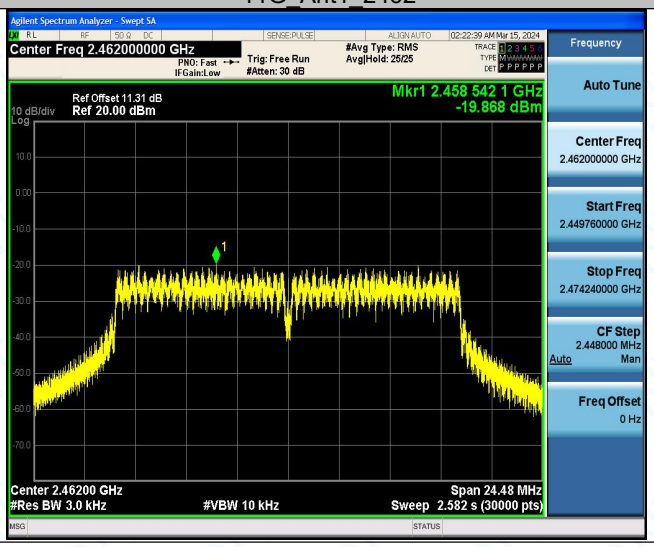

11N20SISO_Ant1_2412

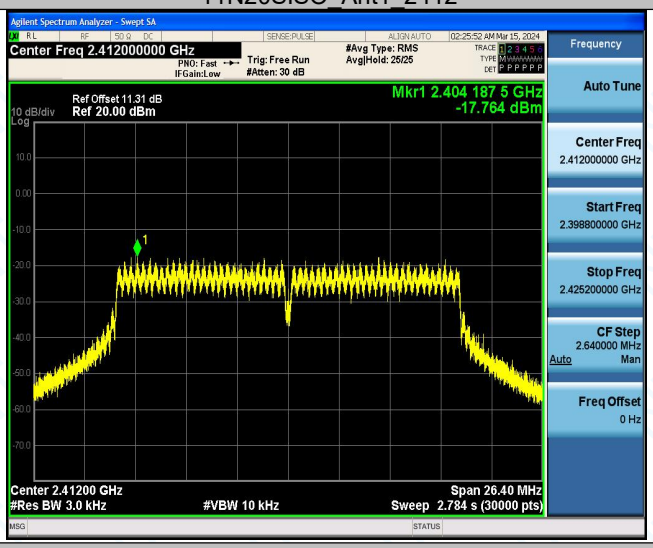

11N20SISO_Ant1_2437

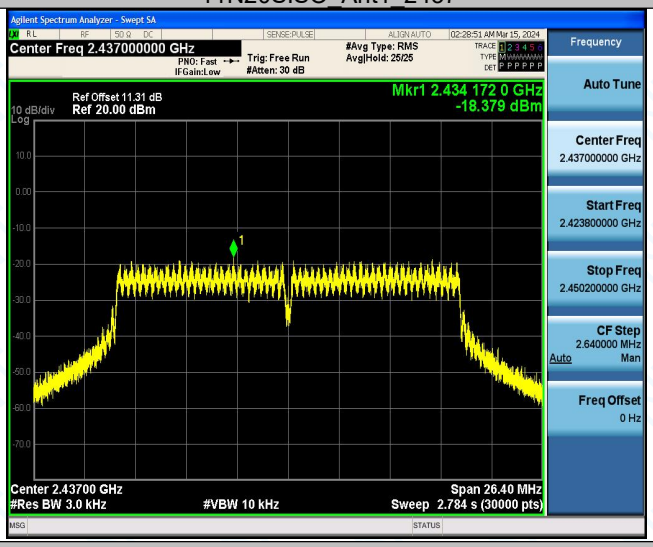

11N20SISO_Ant1_2462

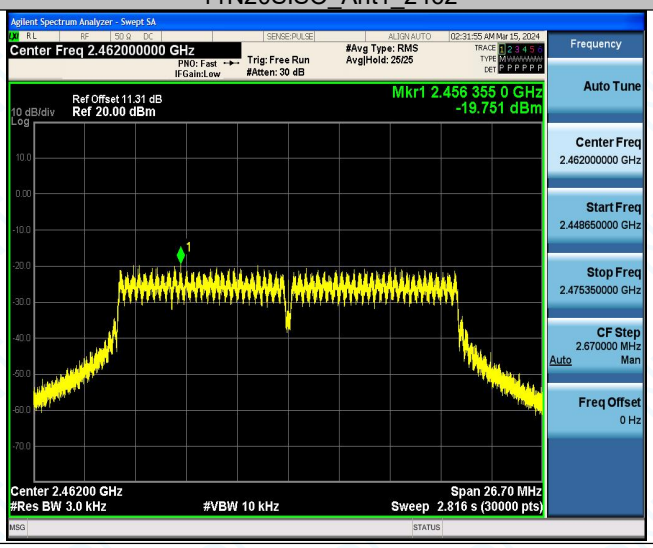

11N40SISO_Ant1_2422

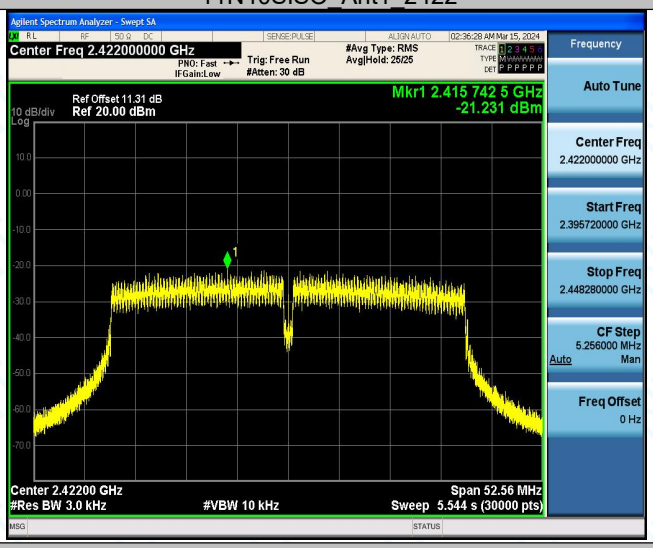

11N40SISO_Ant1_2437

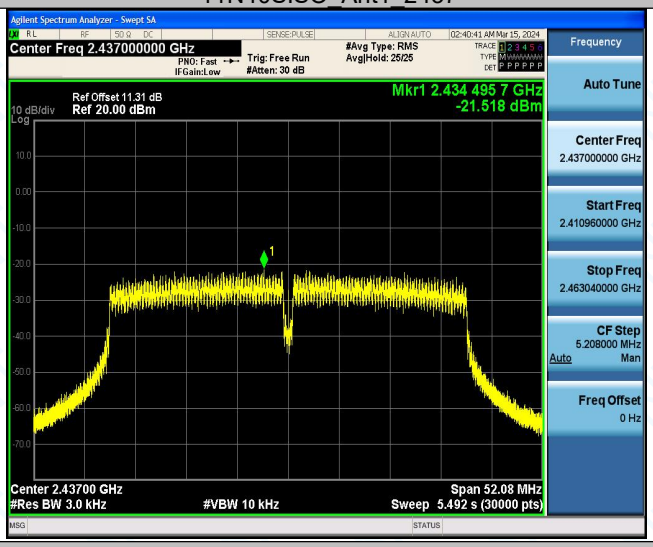

11N40SISO_Ant1_2452

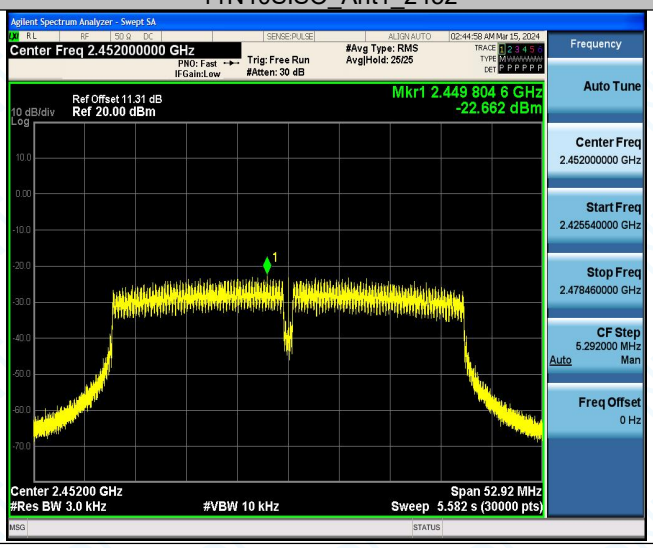

Appendix E: Band edge measurements

Test Result

Test Mode	Antenna	ChName	Freq (MHz)	RefLevel[dBm]	Result[dBm]	Limit[dBm]	Verdict
11B	Ant1	Low	2412	2.19	-35.81	≤-17.81	PASS
		High	2462	1.61	-47.45	≤-18.39	PASS
11G	Ant1	Low	2412	-5.08	-36.99	≤-25.08	PASS
		High	2462	-5.81	-47.58	≤-25.81	PASS
11N20SISO	Ant1	Low	2412	-6.48	-34.39	≤-26.48	PASS
		High	2462	-6.33	-48.02	≤-26.33	PASS
11N40SISO	Ant1	Low	2422	-7.49	-40.41	≤-27.49	PASS
		High	2452	-9.81	-48.28	≤-29.81	PASS

Test Graphs

11B_Ant1_Low_2412

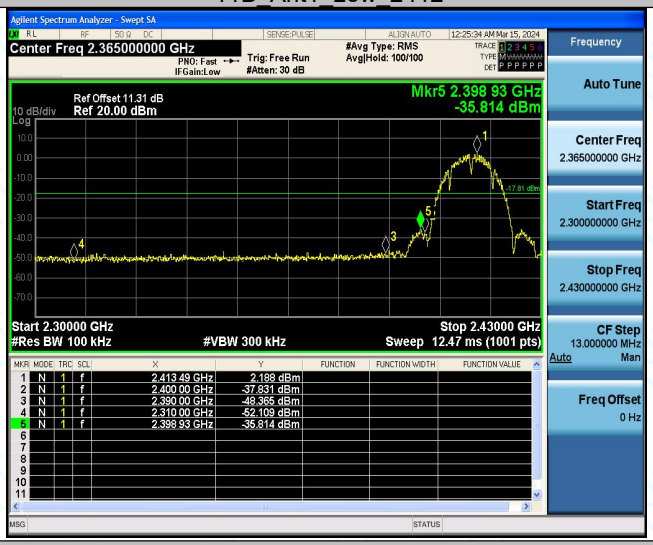

11B_Ant1_High_2462

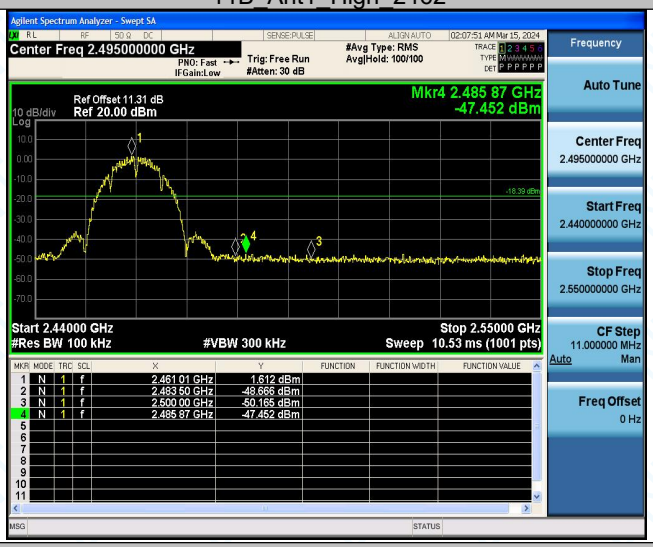

11G_Ant1_Low_2412

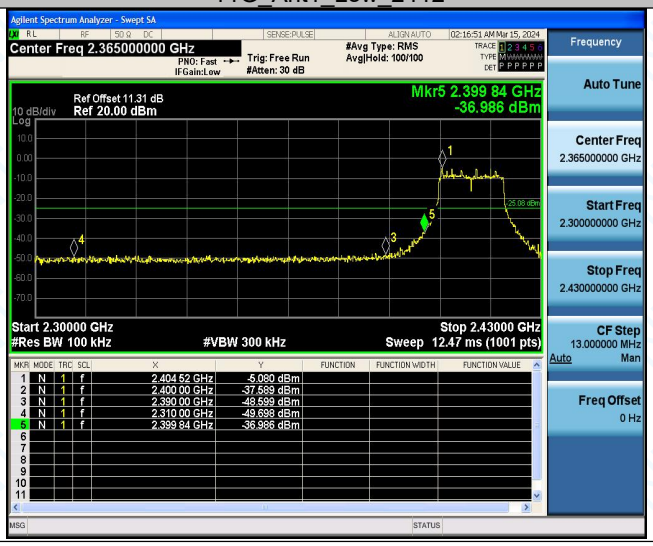

11G_Ant1_High_2462

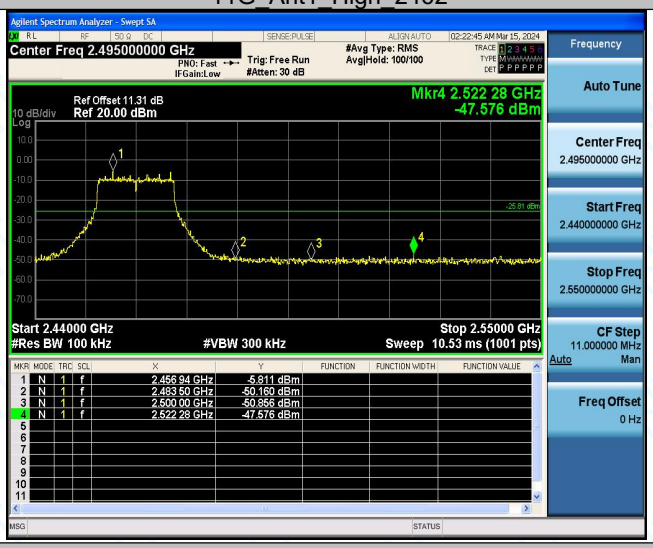

11N20SISO_Ant1_Low_2412

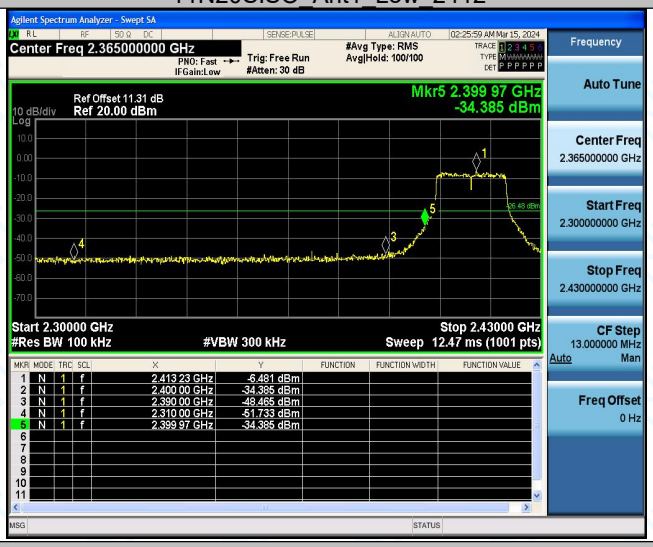

11N20SISO_Ant1_High_2462

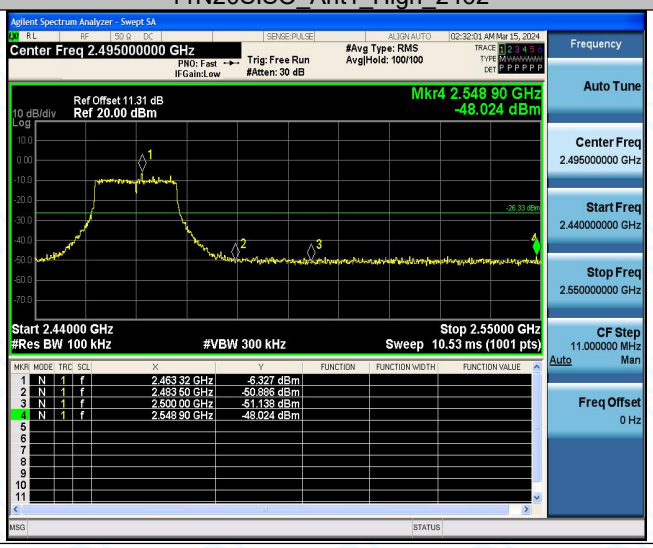

11N40SISO_Ant1_Low_2422

11N40SISO_Ant1_High_2452

Appendix F: Conducted Spurious Emission

Test Result

Test Mode	Antenna	Freq(MHz)	FreqRange [Mhz]	RefLevel [dBm]	Result [dBm]	Limit [dBm]	Verdict
11B	Ant1	2412	Reference	2.17	2.17	---	PASS
			30~1000	2.17	-60.25	≤-17.83	PASS
			1000~26500	2.17	-50.2	≤-17.83	PASS
		2437	Reference	1.53	1.53	---	PASS
			30~1000	1.53	-59.09	≤-18.47	PASS
			1000~26500	1.53	-50.36	≤-18.47	PASS
		2462	Reference	1.08	1.08	---	PASS
			30~1000	1.08	-60.17	≤-18.92	PASS
			1000~26500	1.08	-49.33	≤-18.92	PASS
11G	Ant1	2412	Reference	-5.15	-5.15	---	PASS
			30~1000	-5.15	-59.02	≤-25.15	PASS
			1000~26500	-5.15	-50.29	≤-25.15	PASS
		2437	Reference	-5.56	-5.56	---	PASS
			30~1000	-5.56	-59.6	≤-25.56	PASS
			1000~26500	-5.56	-50.3	≤-25.56	PASS
		2462	Reference	-6.29	-6.29	---	PASS
			30~1000	-6.29	-58.31	≤-26.29	PASS
			1000~26500	-6.29	-49.55	≤-26.29	PASS
11N20SISO	Ant1	2412	Reference	-6.98	-6.98	---	PASS
			30~1000	-6.98	-59.53	≤-26.98	PASS
			1000~26500	-6.98	-50.38	≤-26.98	PASS
		2437	Reference	-7.38	-7.38	---	PASS
			30~1000	-7.38	-59.8	≤-27.38	PASS
			1000~26500	-7.38	-49.75	≤-27.38	PASS
		2462	Reference	-6.67	-6.67	---	PASS
			30~1000	-6.67	-59.8	≤-26.67	PASS
			1000~26500	-6.67	-50.3	≤-26.67	PASS
11N40SISO	Ant1	2422	Reference	-8.07	-8.07	---	PASS
			30~1000	-8.07	-59.47	≤-28.07	PASS
			1000~26500	-8.07	-50.02	≤-28.07	PASS
		2437	Reference	-8.34	-8.34	---	PASS
			30~1000	-8.34	-58.38	≤-28.34	PASS
			1000~26500	-8.34	-50.08	≤-28.34	PASS
		2452	Reference	-10.29	-10.29	---	PASS
			30~1000	-10.29	-59.3	≤-30.29	PASS
			1000~26500	-10.29	-50.13	≤-30.29	PASS

Test Graphs

11B_Ant1_2412_0~Reference

11B_Ant1_2412_30~1000

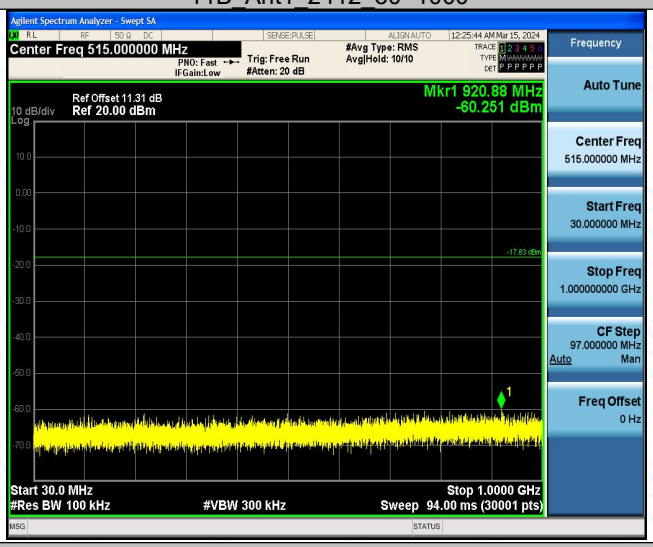

11B_Ant1_2412_1000~26500

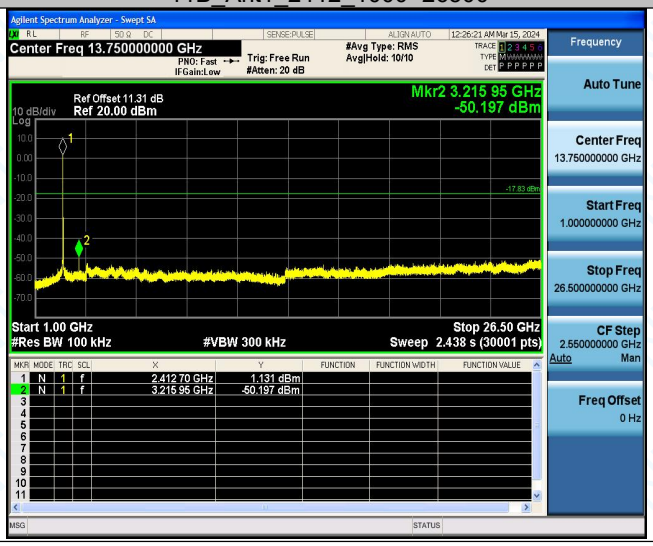

11B_Ant1_2437_0~Reference

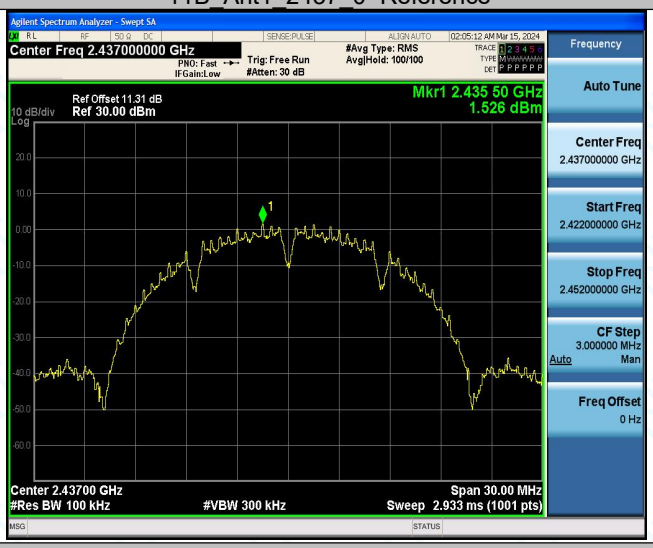

11B_Ant1_2437_30~1000

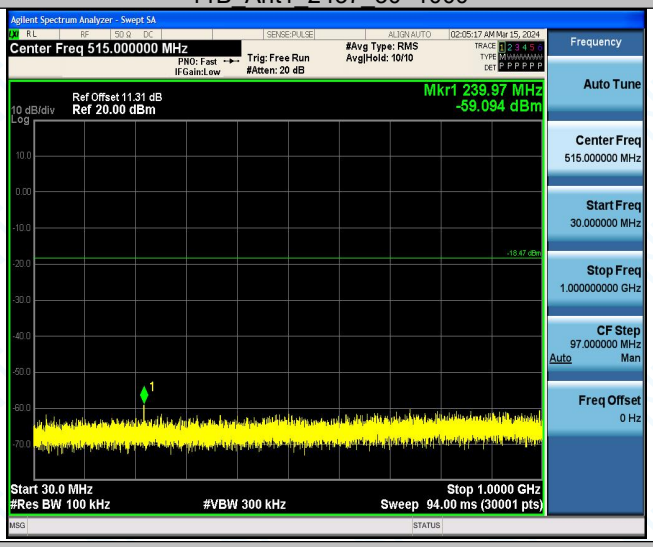

11B_Ant1_2437_1000~26500

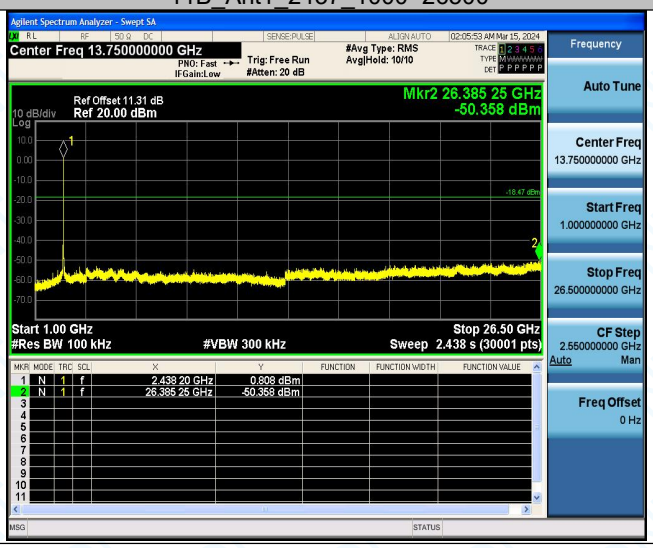

11B_Ant1_2462_0~Reference

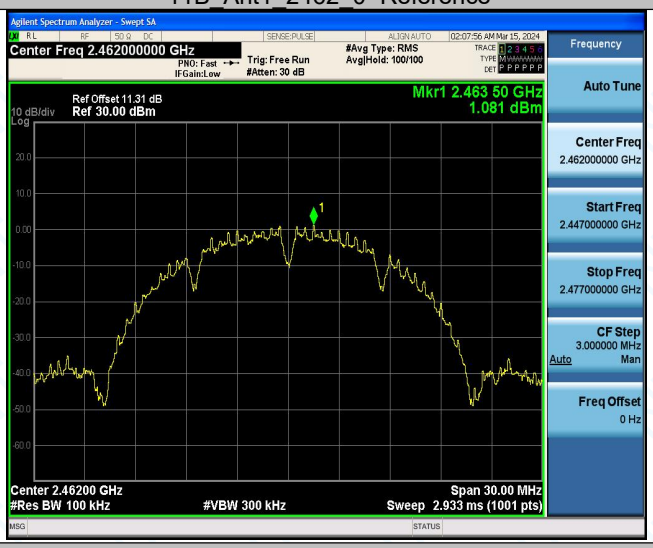

11B_Ant1_2462_30~1000

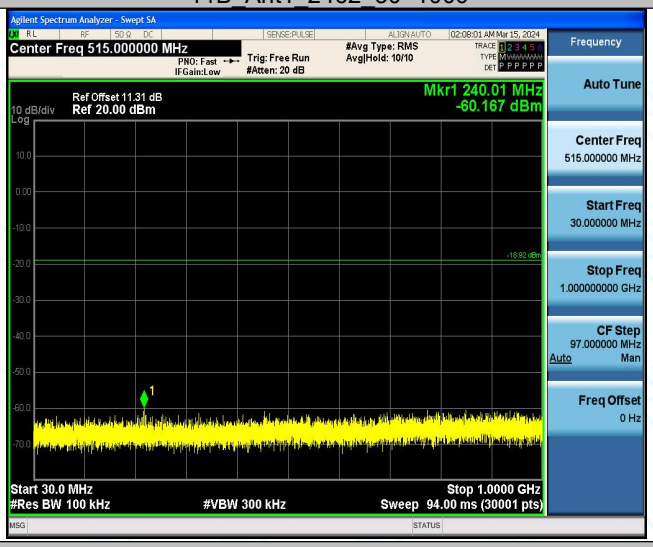

11B_Ant1_2462_1000~26500

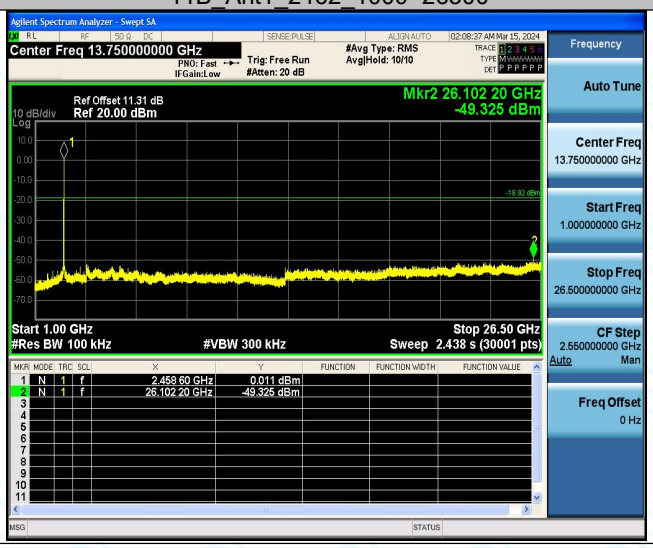

11G_Ant1_2412_0~Reference

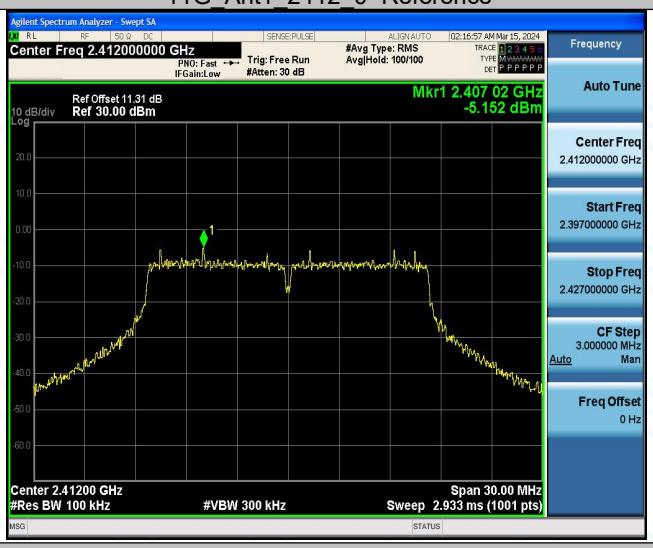

11G_Ant1_2412_30~1000

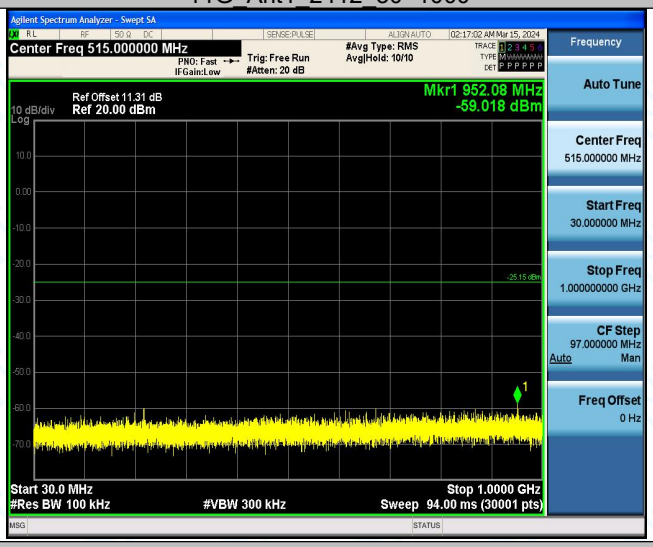

11G_Ant1_2412_1000~26500

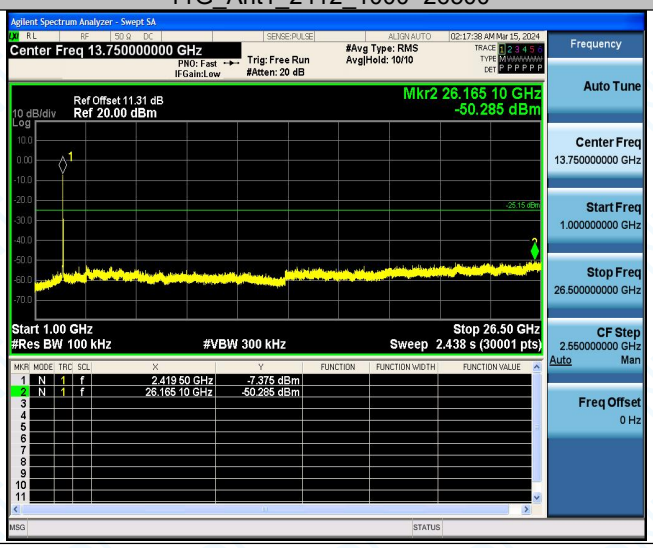

11G_Ant1_2437_0~Reference

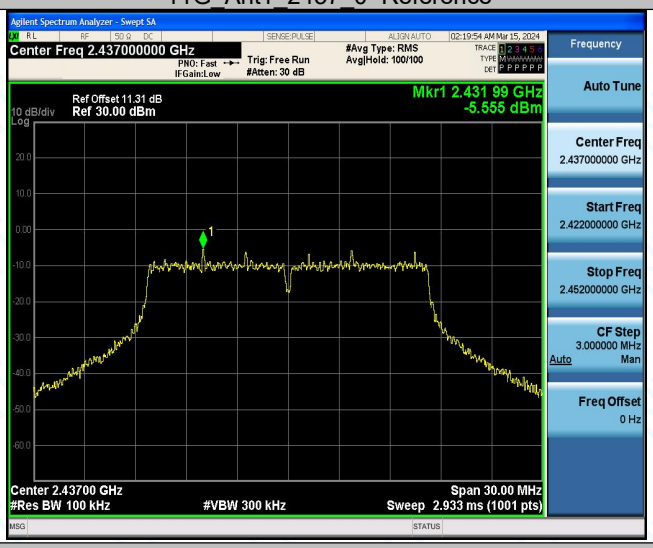

11G_Ant1_2437_30~1000

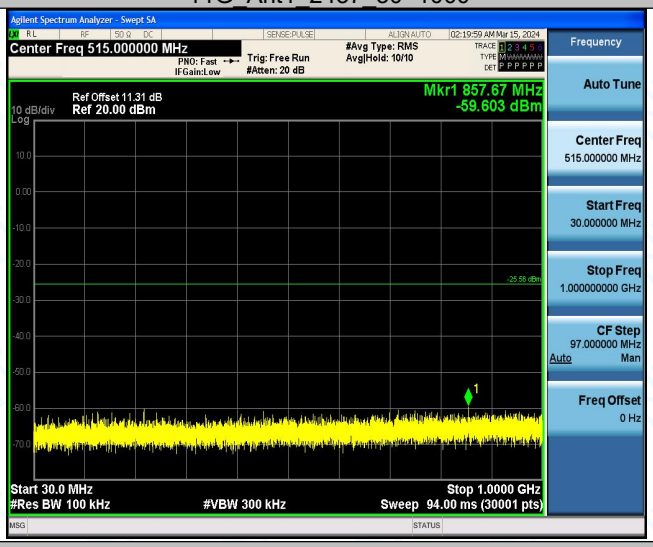

11G_Ant1_2437_1000~26500

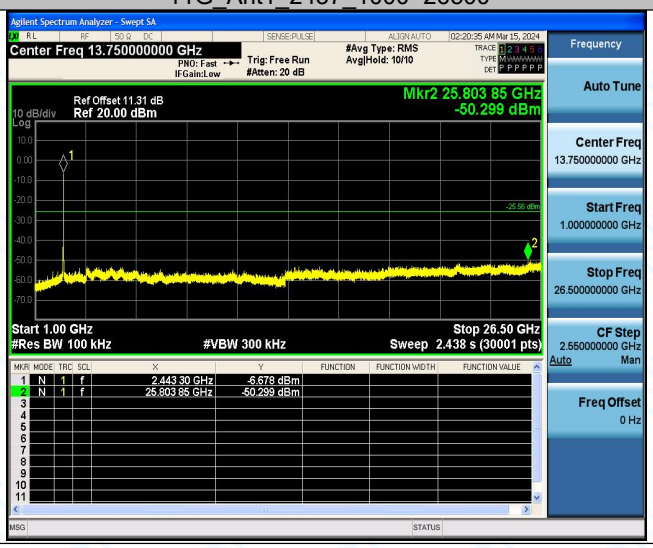

11G_Ant1_2462_0~Reference

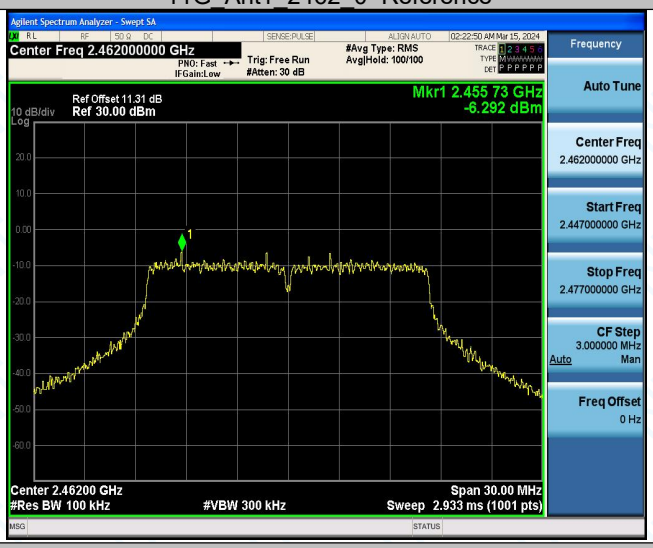

11G_Ant1_2462_30~1000

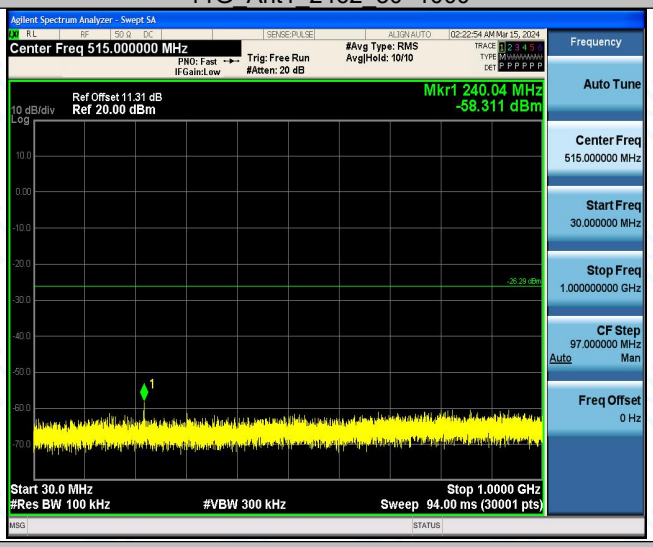
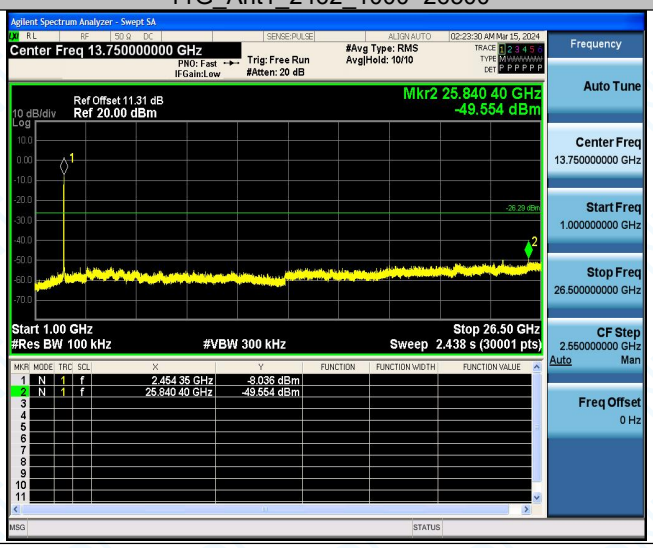
11G_Ant1_2462_1000~26500