Appendix A

Report No.:	CISRR240403028
FCC ID:	2BFT7-T1
Product Name:	Bluetooth glasses
Model No.:	T1
Test Engineer:	Lucas Huang
Supervised by:	Rory Huang

1) Conducted Peak Output Power

Test Result

Modulation	Packet Type	Channel	Peak Output Power (dBm)	Peak Output Power (mW)	Limit (dBm)	Result
GFSK	LE	0	2.377	1.73	30	PASS
		19	2.867	1.94		PASS
		39	3.104	2.04		PASS
	2LE	0	2.430	1.75	20.97	PASS
		19	3.046	2.02		PASS
		39	3.343	2.16		PASS

2) 99% Bandwidth

Test Result

Mode	Channel	99% BW (MHz)
LE	0	1.0400
LE	19	1.0320
LE	39	1.0310
2LE	0	2.0480
2LE	19	2.0420
2LE	39	2.0380

Test Graphs

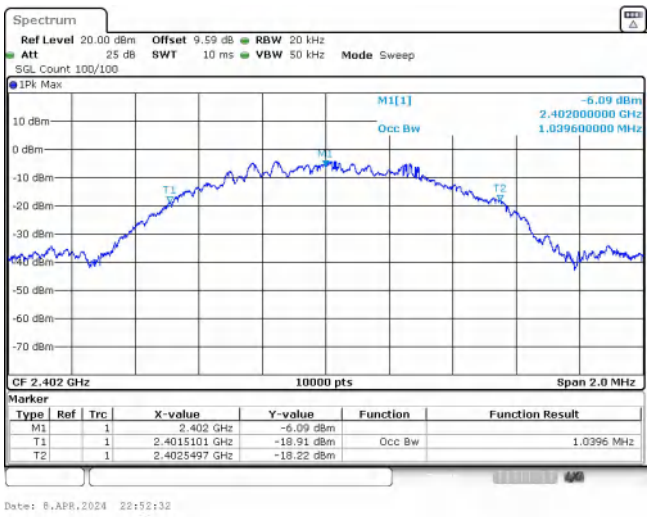

LE_Channel 0

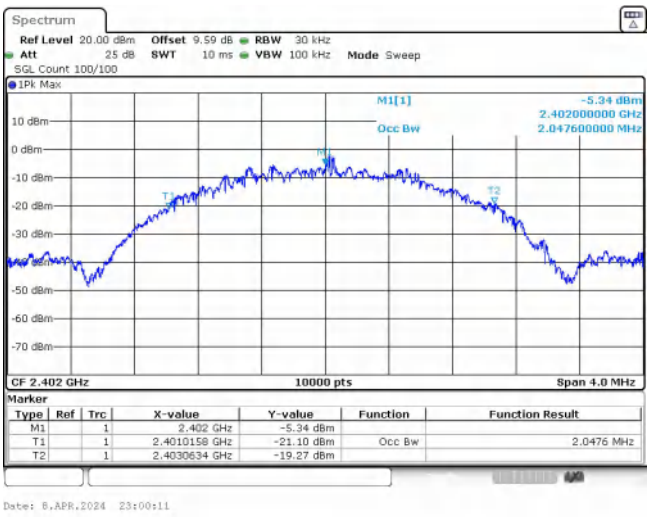

2LE_Channel 0

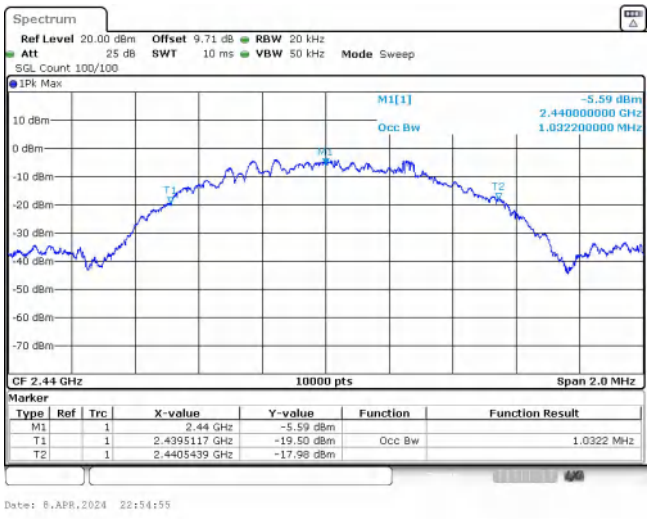

LE_Channel 19

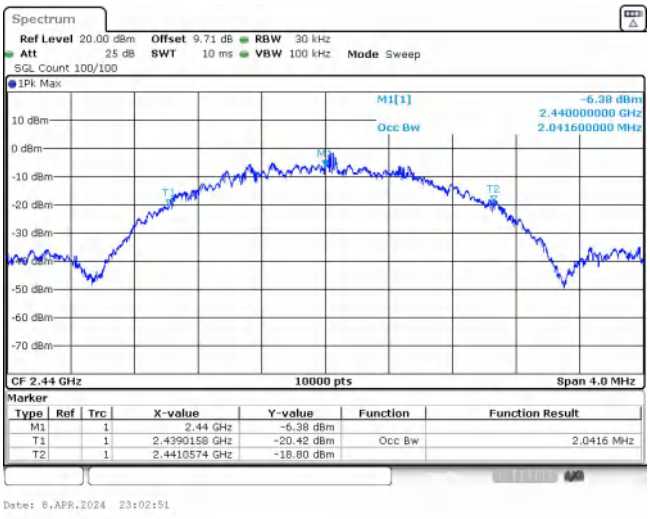

2LE_Channel 19

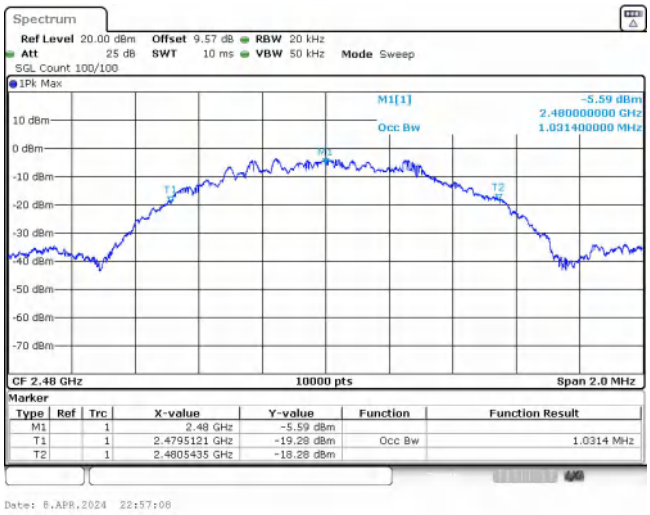

LE_Channel 39

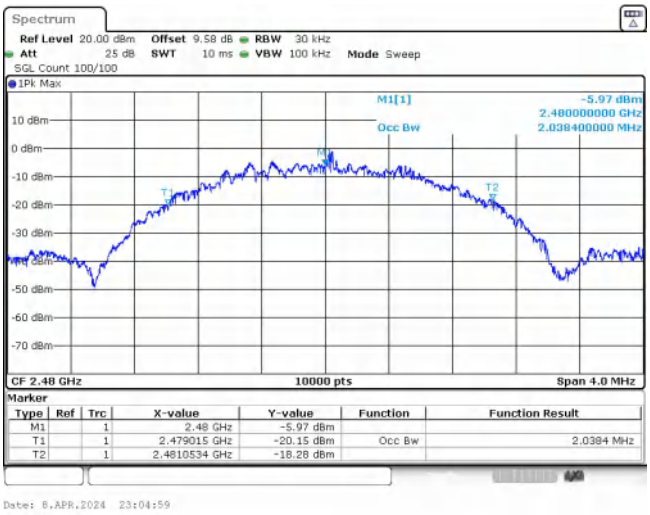

2LE_Channel 39

3) 6dB Bandwidth

Test Result

Mode	Channel	Center Frequency (MHz)	6 dB Bandwidth (MHz)	Limit (MHz)	Result
LE	0	2402	0.6600	0.5	PASS
	19	2440	0.6600		PASS
	39	2480	0.6600		PASS
2LE	0	2402	1.140		PASS
	19	2440	1.150		PASS
	39	2480	1.150		PASS

Test Graphs

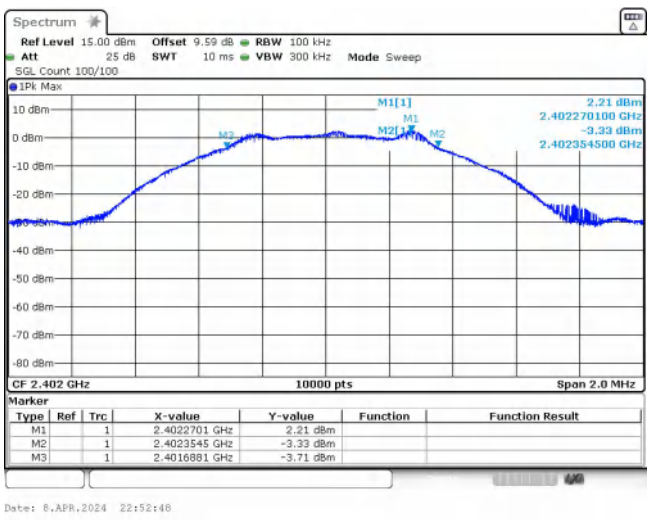

LE_Channel 0

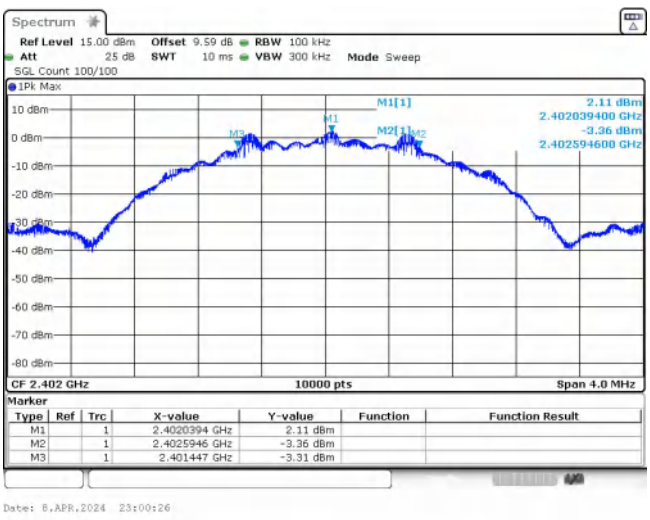

2LE_Channel 0

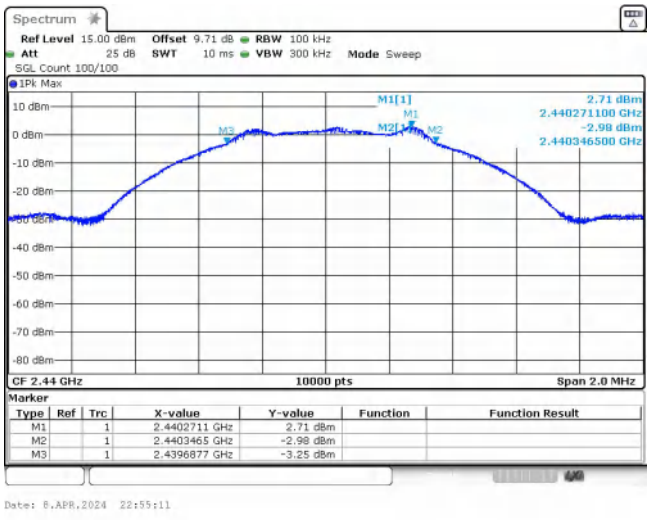

LE_Channel 19

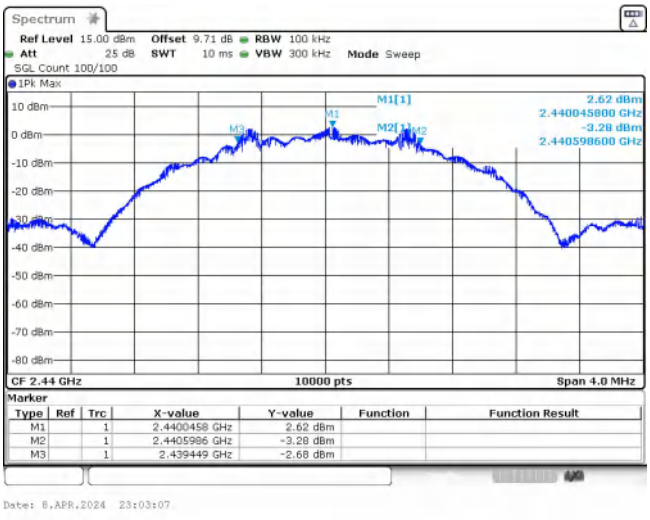

2LE_Channel 19

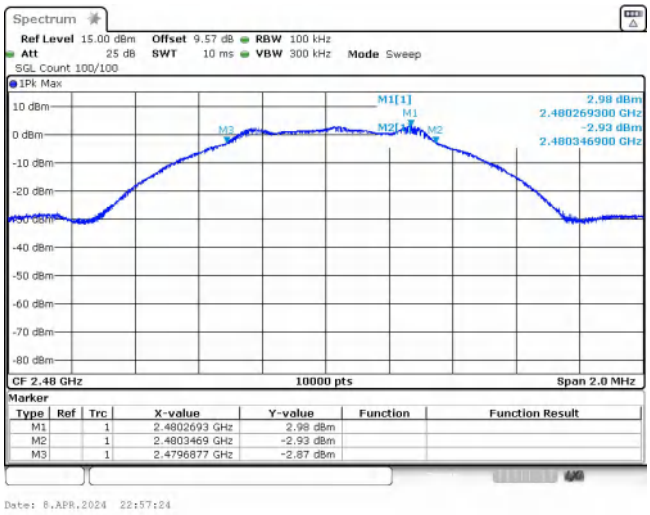

LE_Channel 39

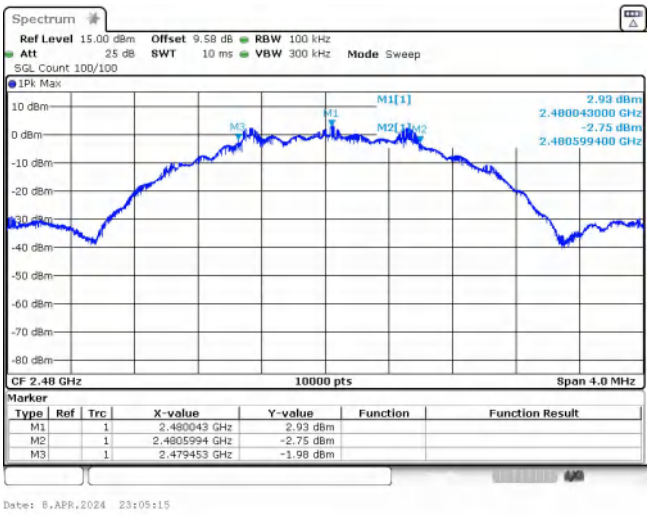

2LE_Channel 39

4) Conducted Out Of Band Emission

Test Result

Mode	Channel	OOB Emission Frequency (MHz)	OOB Emission Level (dBm)	Limit (dBm)	Over Limit (dB)	Result
LE	0	2400.00	-46.938	-17.82	-29.117	PASS
		7205.13	-32.708	-17.82	-14.888	PASS
	19	7319.99	-33.008	-17.27	-15.738	PASS
	39	2483.50	-52.405	-17.05	-35.355	PASS
		7440.68	-37.431	-17.05	-20.381	PASS
2LE	0	2400.00	-30.748	-17.89	-12.858	PASS
		7205.13	-35.836	-17.89	-17.946	PASS
	19	7321.66	-35.625	-17.37	-18.255	PASS
	39	2483.50	-51.658	-17.08	-34.578	PASS
		7438.18	-37.707	-17.08	-20.627	PASS

Test Graphs

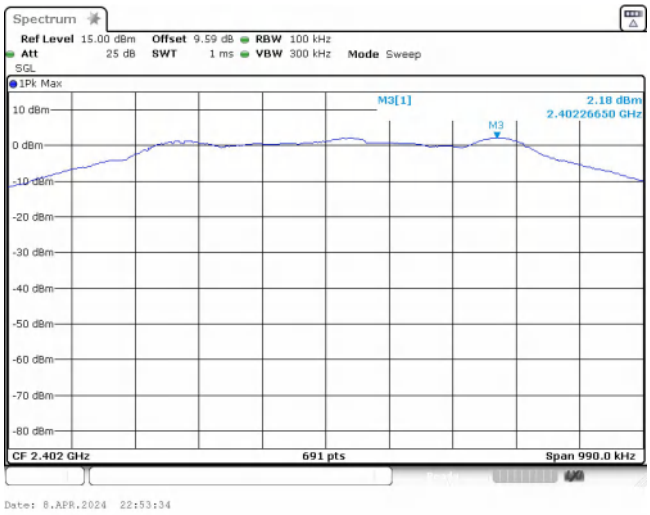

In-Band Reference Level
LE_Channel 0

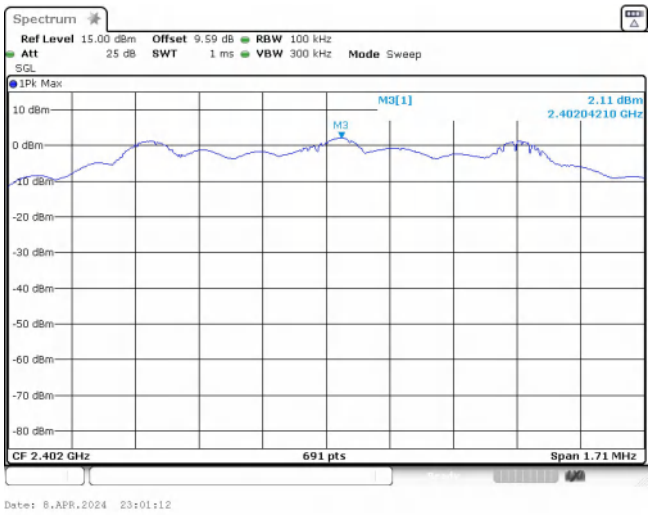

In-Band Reference Level
2LE_Channel 0

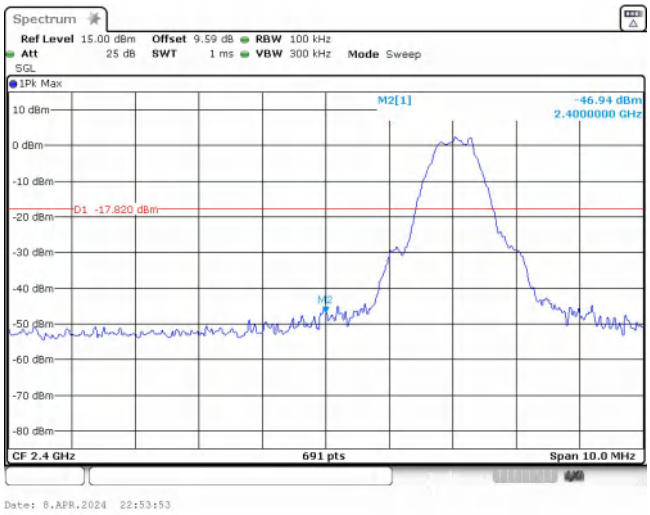

Out Of Band Emission

LE_Channel 0

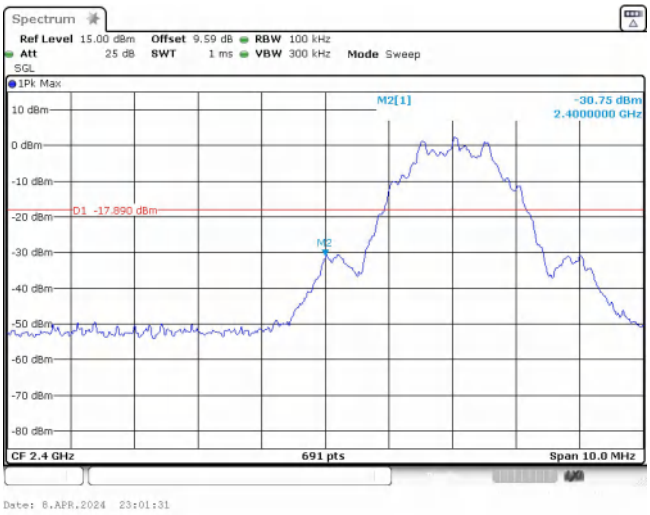

Out Of Band Emission

2LE_Channel 0

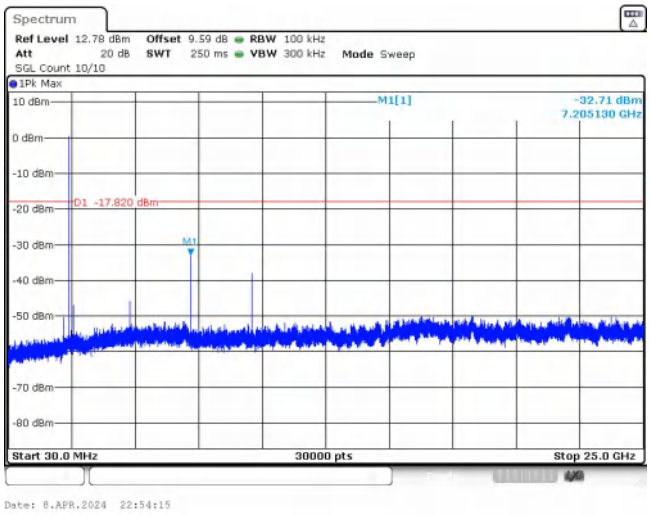

Spurious Emission

LE_Channel 0

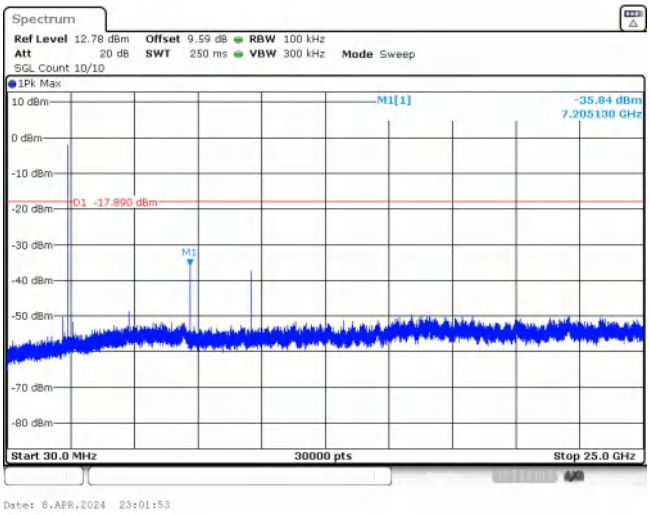

Spurious Emission

2LE_Channel 0

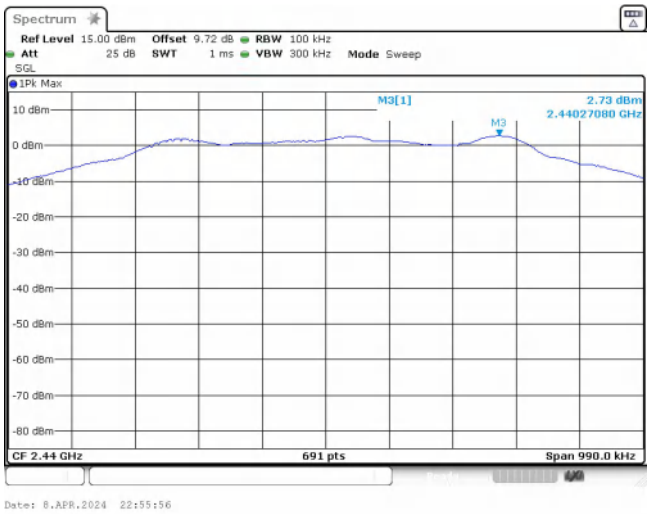

In-Band Reference Level

LE_Channel 19

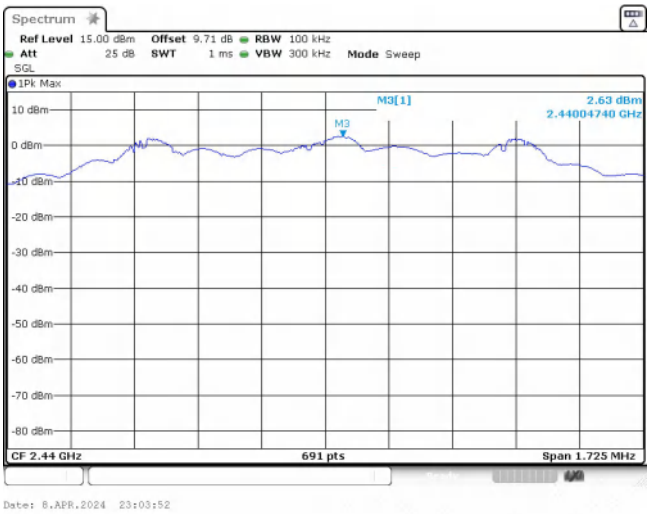

In-Band Reference Level

2LE_Channel 19

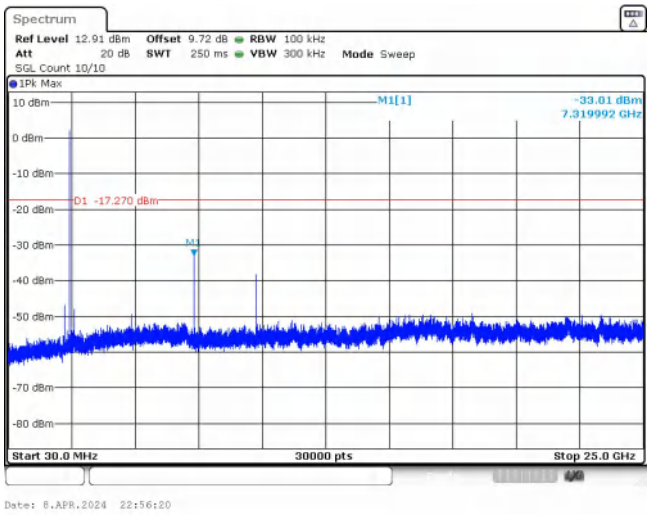

Spurious Emissions

LE_Channel 19

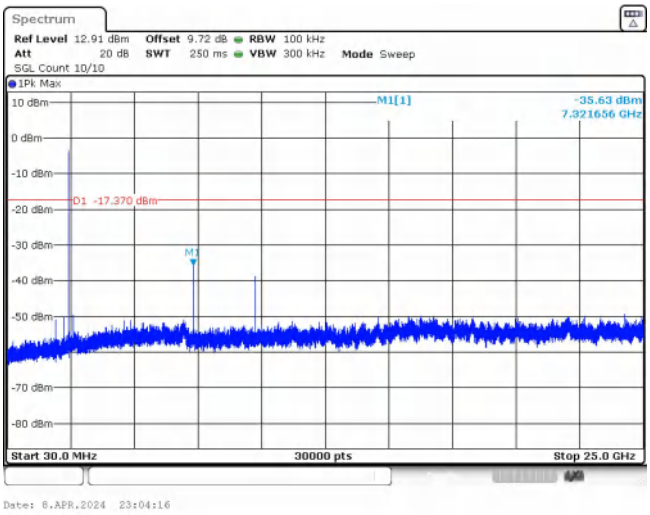

Spurious Emissions

2LE_Channel 19

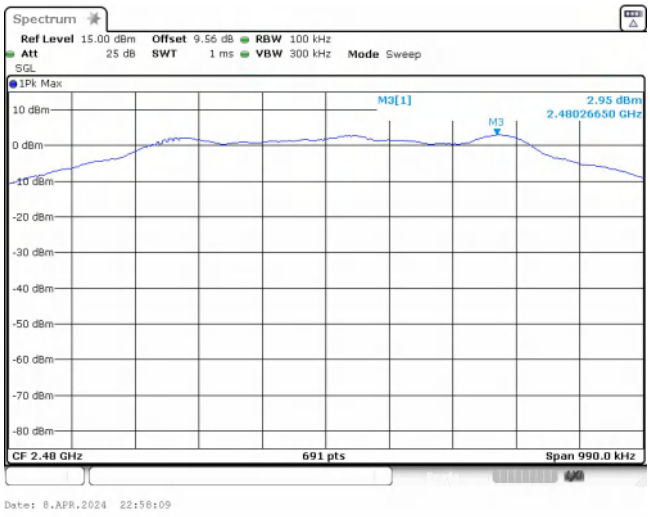

In-Band Reference Level

LE_Channel 39

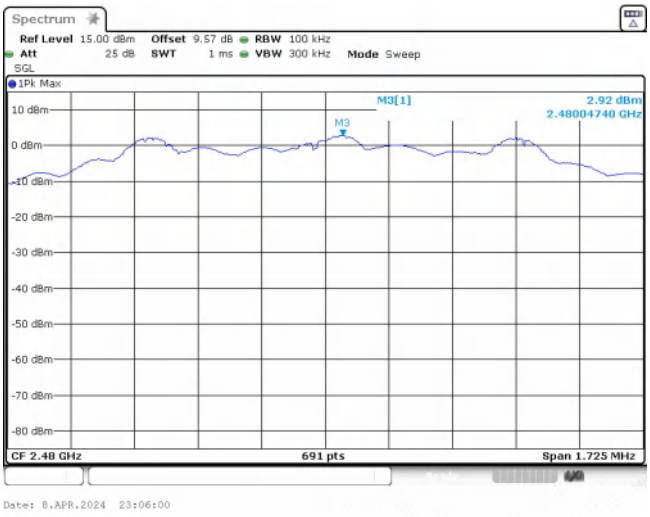

In-Band Reference Level

2LE_Channel 39

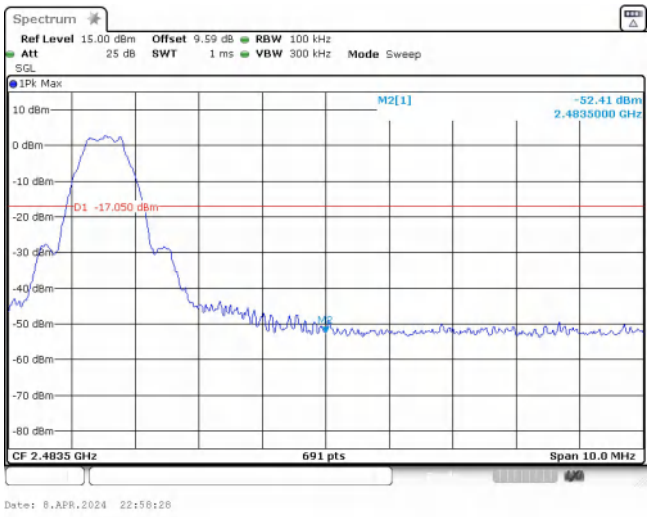

Out Of Band Emission

LE_Channel 39

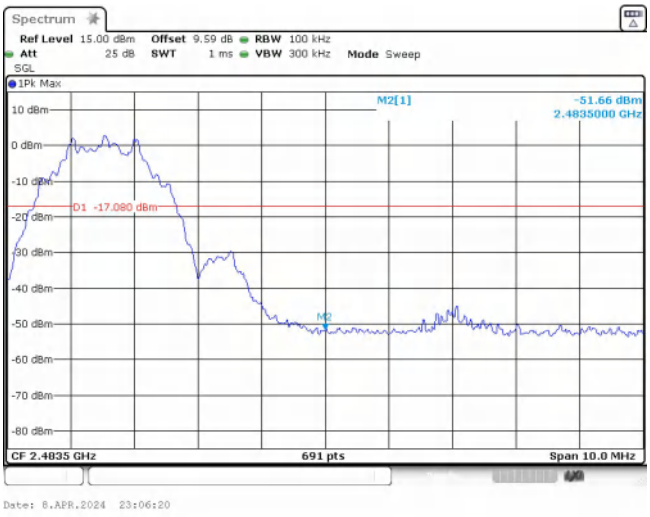

Out Of Band Emission

2LE_Channel 39

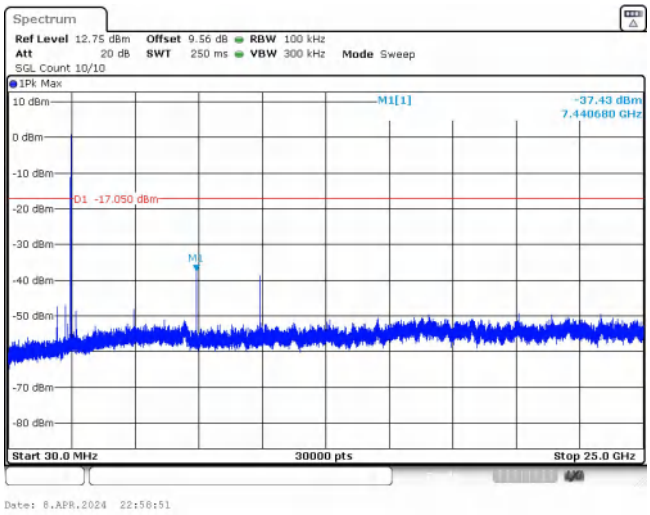

Spurious Emission

LE_Channel 39

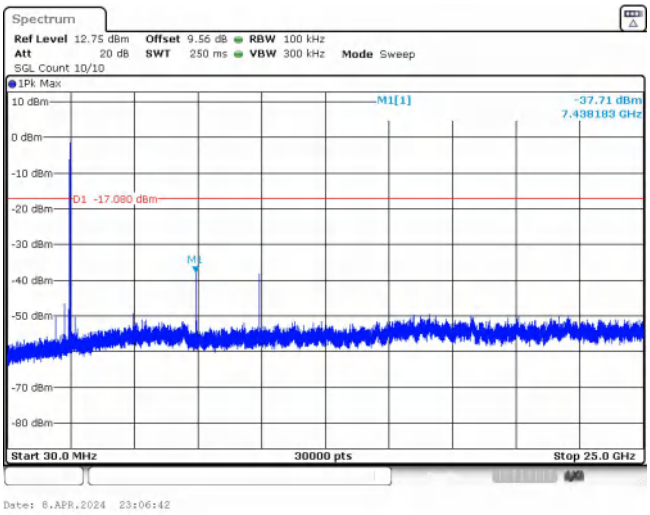

Spurious Emission

2LE_Channel 39

5) Duty Cycle

Test Result

Mode	Channel	On Time (ms)	Period (ms)	Duty Cycle (%)	Duty Cycle (linear)	Duty Cycle Factor (dB)	1/T
LE	0	2.134	2.499	85.41	0.8541	0.6849	1.63
	19	2.133	2.499	85.37	0.8537	0.6869	1.63
	39	2.134	2.499	85.41	0.8541	0.6849	1.63
2LE	0	1.082	2.500	43.29	0.4329	3.6361	1.28
	19	1.082	2.499	43.31	0.4331	3.6341	1.28
	39	1.082	2.499	43.31	0.4331	3.6341	1.28

Test Graphs

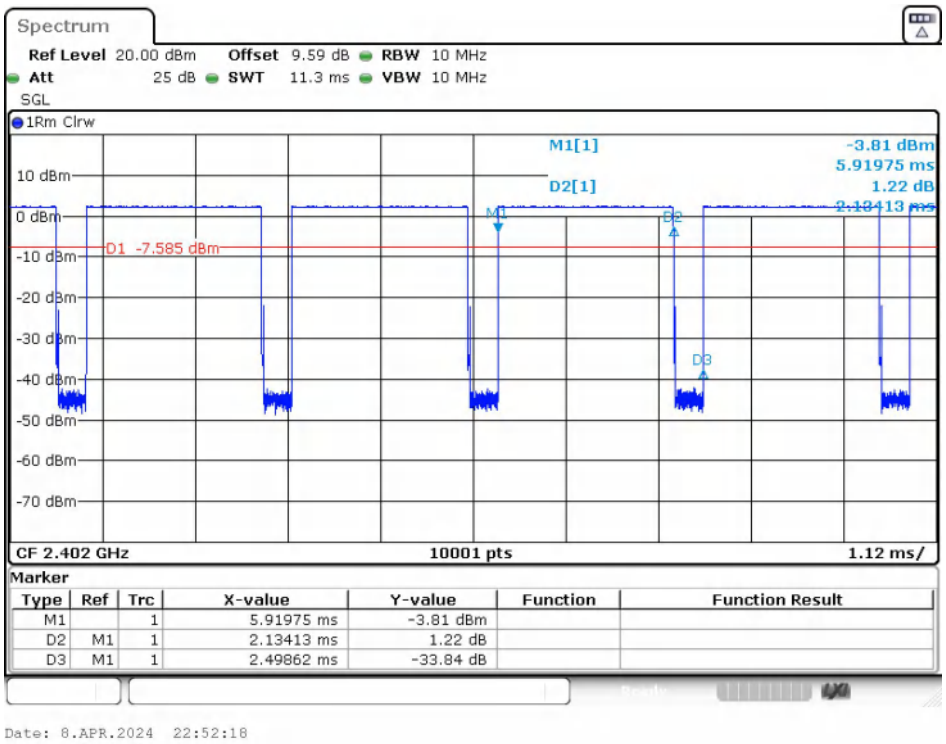

LE

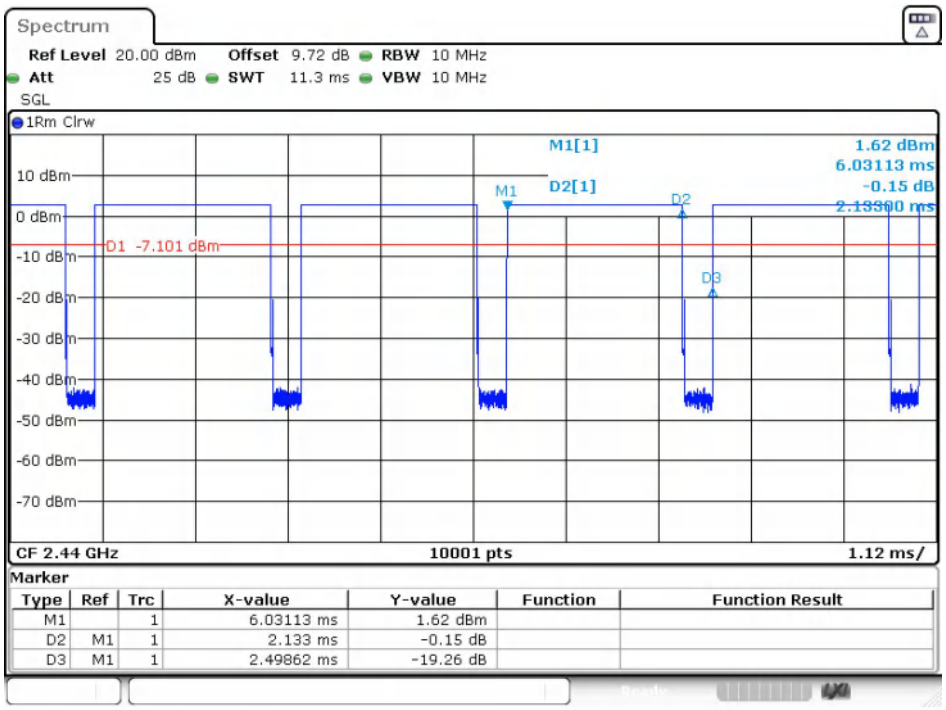
Spectrum
Ref Level 20.00 dBm Offset 9.72 dB RBW 10 MHz
Att 25 dB SWT 11.3 ms VBW 10 MHz
SGL
1Rm Clrw
M1[1] 1.62 dBm
6.03113 ms
D2[1] -0.15 dB
2.13300 ms
D1 -7.101 dBm
CF 2.44 GHz 10001 pts 1.12 ms/
Marker
Type Ref Trc X-value Y-value Function Function Result
M1 1 6.03113 ms 1.62 dBm
D2 M1 1 2.133 ms -0.15 dB
D3 M1 1 2.49862 ms -19.26 dB
Date: 8.APR.2024 22:54:41

LE

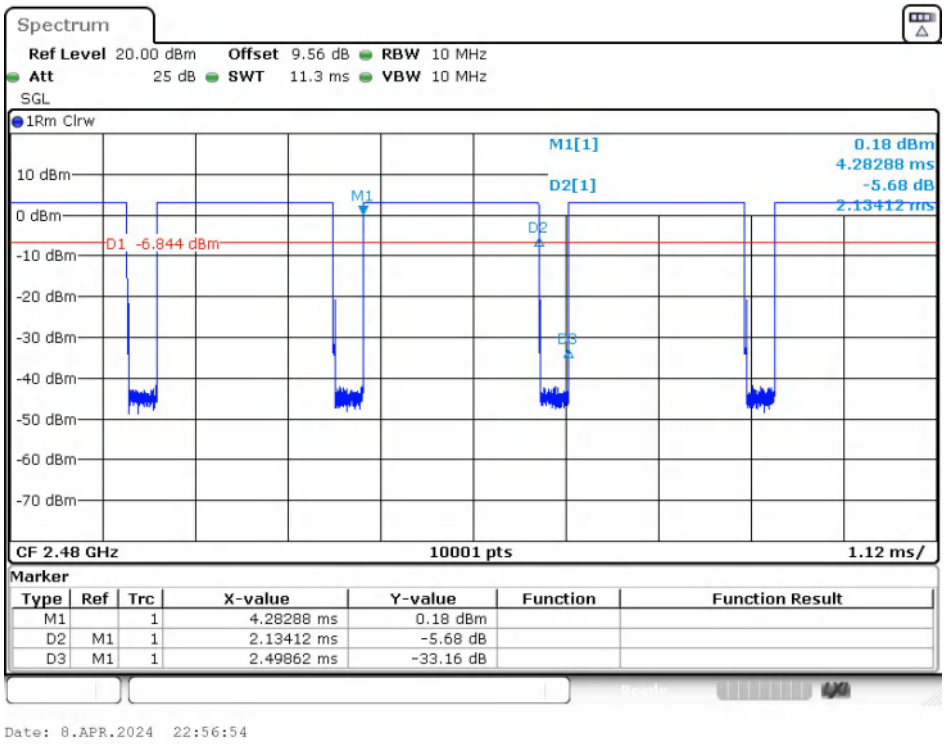
Spectrum
Ref Level 20.00 dBm Offset 9.56 dB RBW 10 MHz
Att 25 dB SWT 11.3 ms VBW 10 MHz
SGL
1Rm Clrw
M1[1] 0.18 dBm
4.28288 ms
D2[1] -5.68 dB
2.13412 ms
D1 -6.844 dBm
CF 2.48 GHz 10001 pts 1.12 ms/
Marker
Type Ref Trc X-value Y-value Function Function Result
M1 1 4.28288 ms 0.18 dBm
D2 M1 1 2.13412 ms -5.68 dB
D3 M1 1 2.49862 ms -33.16 dB
Date: 8.APR.2024 22:56:54

LE

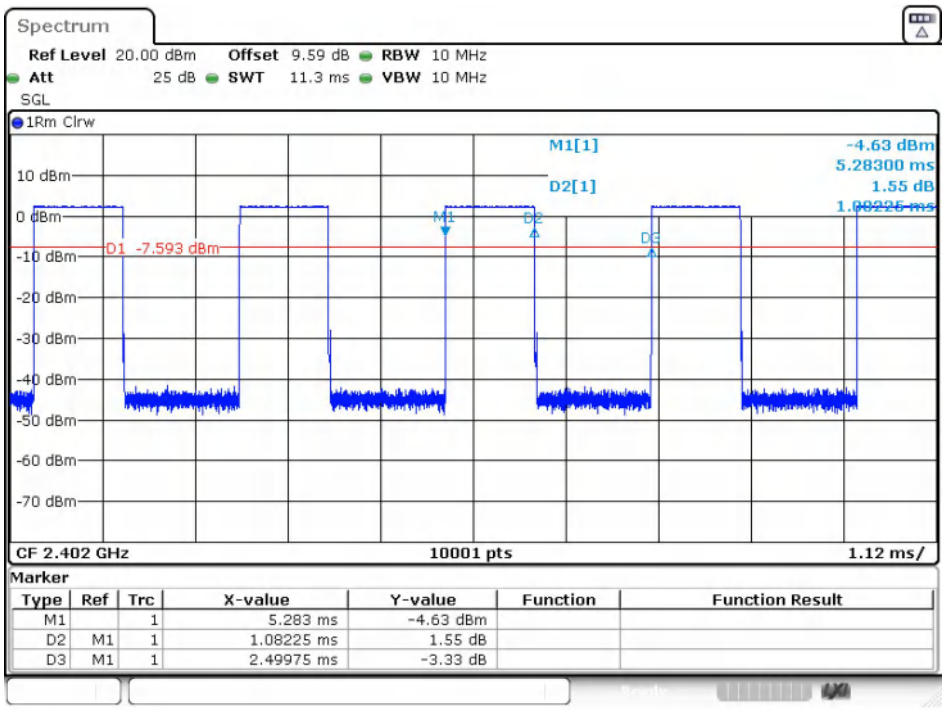
Spectrum
Ref Level 20.00 dBm Offset 9.59 dB RBW 10 MHz
Att 25 dB SWT 11.3 ms VBW 10 MHz
SGL
1Rm Clrw
M1[1] -4.63 dBm
5.28300 ms
D2[1] 1.55 dB
1.08225 ms
D1 -7.593 dBm
CF 2.402 GHz 10001 pts 1.12 ms/
Marker
Type Ref Trc X-value Y-value Function Function Result
M1 1 5.283 ms -4.63 dBm
D2 M1 1 1.08225 ms 1.55 dB
D3 M1 1 2.49975 ms -3.33 dB
Date: 8.APR.2024 22:59:56

2LE

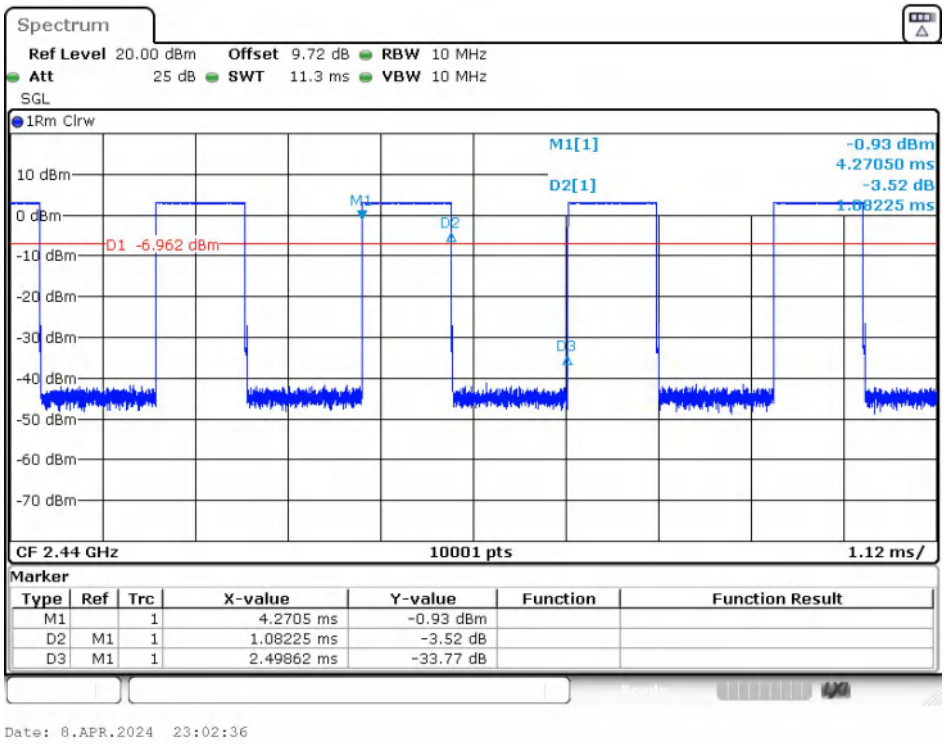
Spectrum
Ref Level 20.00 dBm Offset 9.72 dB RBW 10 MHz
Att 25 dB SWT 11.3 ms VBW 10 MHz
SGL
1Rm Clrw
M1[1] -0.93 dBm
4.27050 ms
D2[1] -3.52 dB
1.08225 ms
D1 -6.962 dBm
CF 2.44 GHz 10001 pts 1.12 ms/
Marker
Type Ref Trc X-value Y-value Function Function Result
M1 1 4.2705 ms -0.93 dBm
D2 M1 1 1.08225 ms -3.52 dB
D3 M1 1 2.49862 ms -33.77 dB
Date: 8.APR.2024 23:02:36

2LE

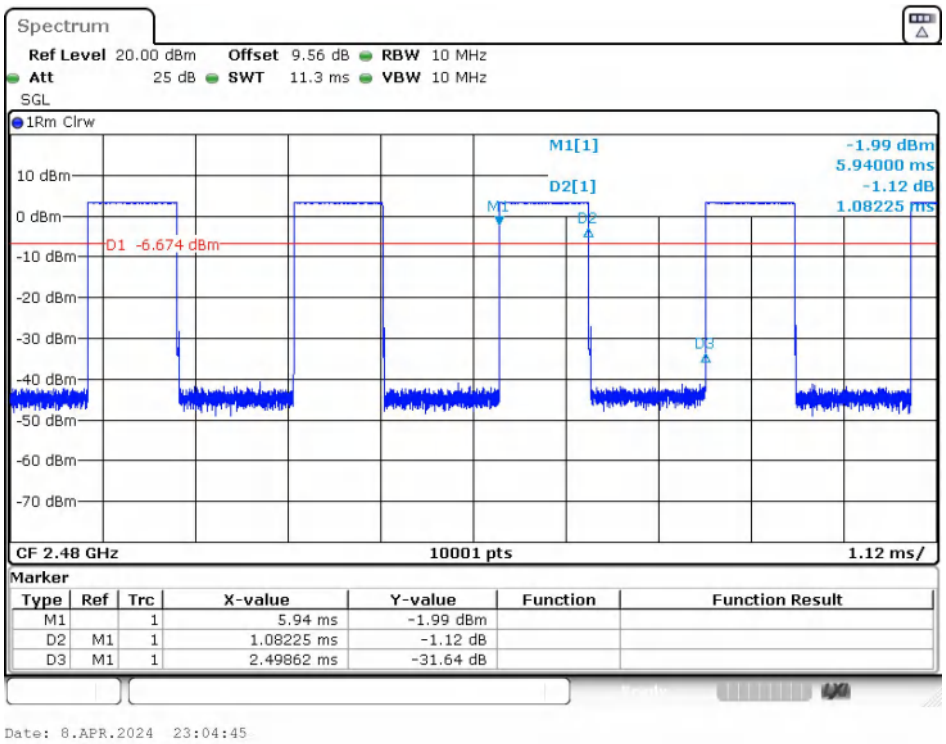
Spectrum
Ref Level 20.00 dBm Offset 9.56 dB RBW 10 MHz
Att 25 dB SWT 11.3 ms VBW 10 MHz
SGL
1Rm Clrw
M1[1] -1.99 dBm
5.94000 ms
D2[1] -1.12 dB
1.08225 ms
10 dBm
0 dBm
-10 dBm
-20 dBm
-30 dBm
-40 dBm
-50 dBm
-60 dBm
-70 dBm
D1 -6.674 dBm
M1
D2
D3
CF 2.48 GHz
10001 pts
1.12 ms/
Marker
Type Ref Trc X-value Y-value Function Function Result
M1 1 5.94 ms -1.99 dBm
D2 M1 1 1.08225 ms -1.12 dB
D3 M1 1 2.49862 ms -31.64 dB
Date: 8.APR.2024 23:04:45

2LE

6) Power Spectral Density

Test Result

Mode	Channel	PSD (dBm/3kHz)	Limit (dBm/3kHz)	Result
LE	0	-13.931	8	PASS
LE	19	-13.677	8	PASS
LE	39	-13.482	8	PASS
2LE	0	-15.751	8	PASS
2LE	19	-15.218	8	PASS
2LE	39	-14.996	8	PASS

Test Graphs

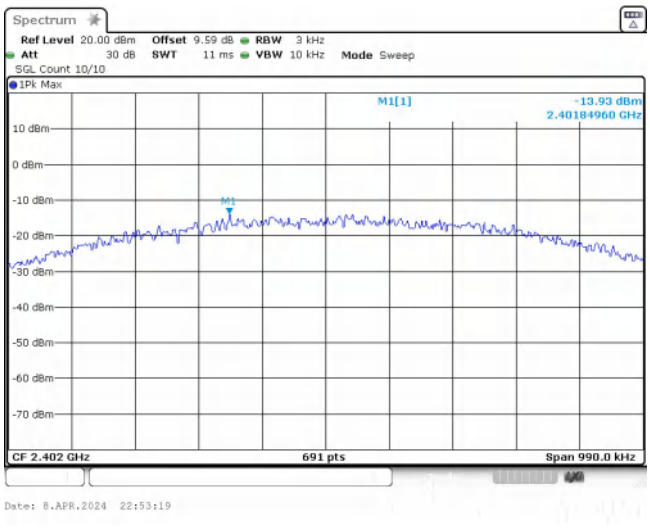

LE_Channel 0

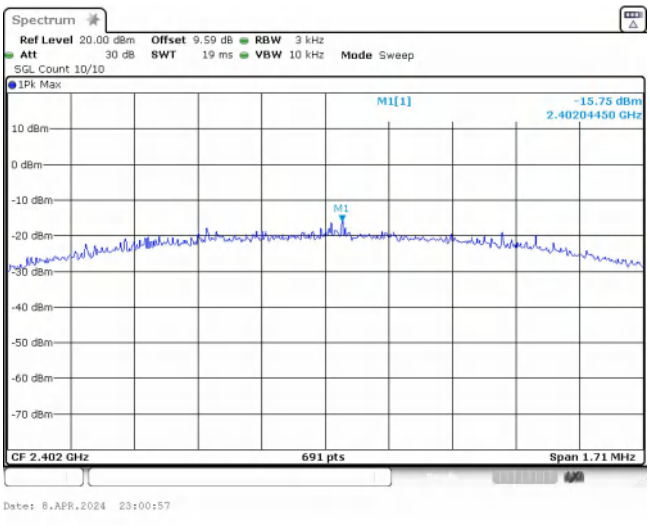

2LE_Channel 0

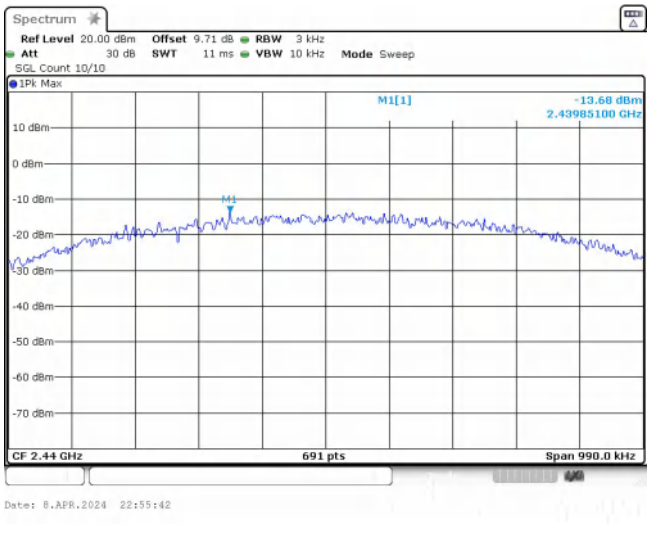

LE_Channel 19

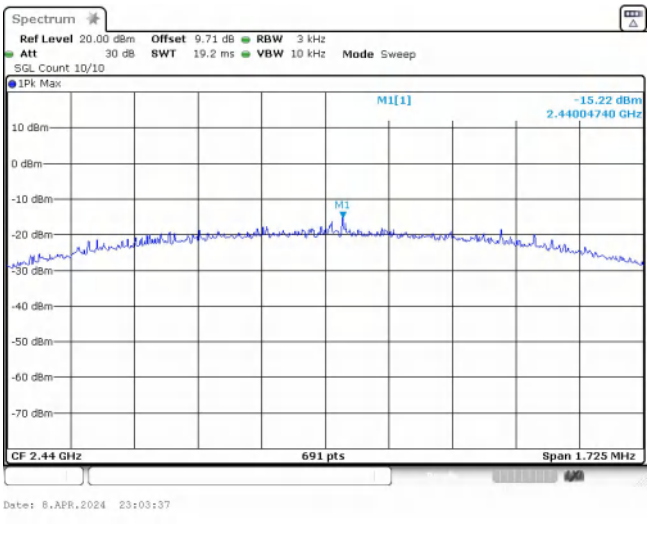

2LE_Channel 19

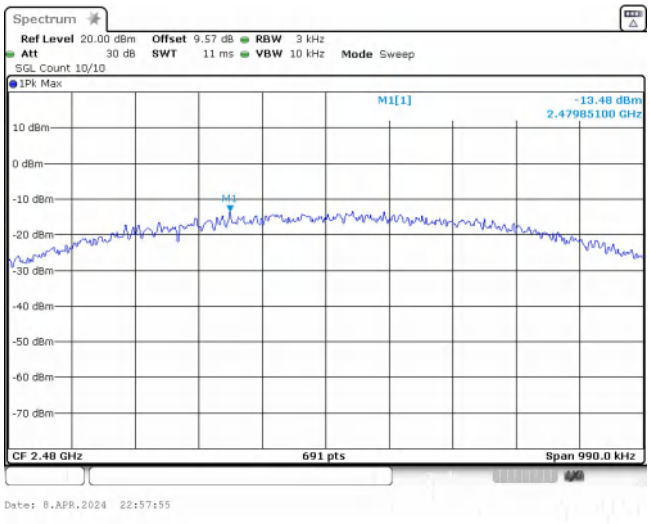

LE_Channel 39

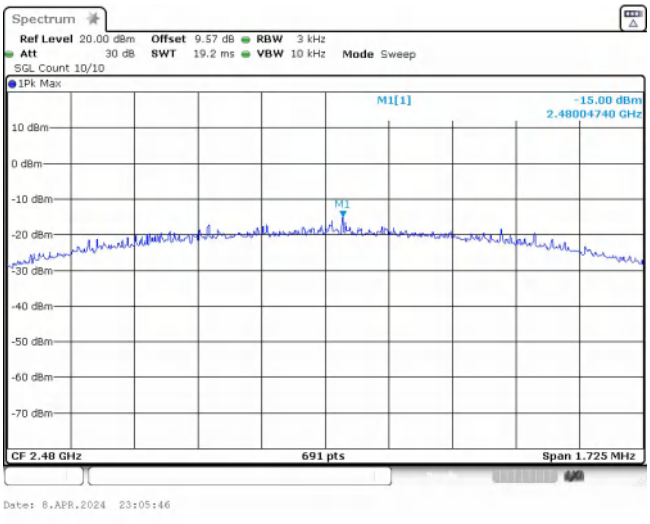

2LE_Channel 39