ANTENNA TEST REPORT

Manufacture: **XIAMEN HUALIAN ELECTRONIC APPARATUS CO., LTD.**

Address: Room 1203, Building A1, Guojin Plaza, No. 506-508, Qianpu Road, Siming District, Xiamen, China

Product Name: **NIMBA OFLO Sound Machine**

Product Model: **OFLO-MAIN-ANT1**

Report Number: **2403T53914E-RF**

Date Of Issue: **2024/5/12**

Tested by: **Luke Yuan**

Reviewed & Approved By: **Sun Zhong**

Sun Zhong

Title: Manager

Test Laboratory: **China Certification ICT Co., Ltd (Dongguan)**
No. 113, Pingkang Road, Dalang Town, Dongguan, Guangdong, China

Tel: +86-769-82016888

Test Facility

The Test site used by China Certification ICT Co., Ltd (Dongguan) to collect test data is located on the No. 113, Pingkang Road, Dalang Town, Dongguan, Guangdong, China.

Declarations

China Certification ICT Co., Ltd (Dongguan) is not responsible for the authenticity of any test data provided by the applicant. Data included from the applicant that may affect test results are marked with a triangle symbol "▲". Customer model name, addresses, names, trademarks etc. are not considered data.

Unless otherwise stated the results shown in this test report refer only to the sample(s) tested.

This report cannot be reproduced except in full, without prior written approval of the Company.

This report is valid only with a valid digital signature. The digital signature may be available only under the Adobe software above version 7.0.

This report may contain data that are not covered by the accreditation scope and shall be marked with an asterisk "★".

CONTENTS

DOCUMENT REVISION HISTORY 4
1. GENERAL INFORMATION 5
2. TEST CONFIGURATIONS 6
2.1 TEST ENVIRONMENT 6
2.2 TEST INSTRUMENT 6
3. TEST RESULTS 7
3.1 GAIN AND EFFICIENCY 7
3.2 RADIATION PATTERN 8
4. EUT PHOTOGRAPHS 11
5. TEST SETUP PHOTOGRAPHS 12

DOCUMENT REVISION HISTORY

Revision Number	Report Number	Description of Revision	Date of Revision
1.0	2403T53914E-RF	Original Report	2024/5/11

1. GENERAL INFORMATION

Product Name:	NIMBA OFLO Sound Machine
Product Model:	OFLO-MAIN-ANT1
Antenna Type:	PCB Antenna
Test Items:	Gain; Efficiency; Radiation Pattern
Test Frequency(MHz):	2402Mhz,2440Mhz.2480Mhz
Serial Number:	2L5R-1
EUT Received Date:	2024.5.11
EUT Received Status:	Good

2. TEST CONFIGURATIONS

2.1 Test Environment

Temperature (℃)	23.5
Humidity (%RH)	69.0
Atmospheric Pressure (kPa)	101.1
Tester	Luke Yuan
Test Date	2024/5/11

2.2 Test Instrument

Test Instrument	R&S ZNB8

3. TEST RESULTS

3.1 Gain and Efficiency

Frequency (MHz)	Peak Gain (dBi)	Efficiency (%)
2402	-5.09	9.67
2440	-5.15	8.77
2480	-5.79	7.12

3.2 Radiation Pattern

2480MHz 3D

Theta = 90, Phi = 0

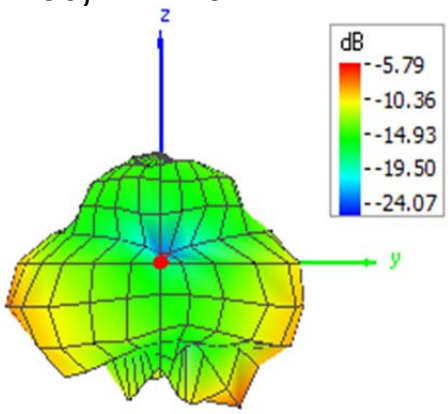

Theta = 90, Phi = 90

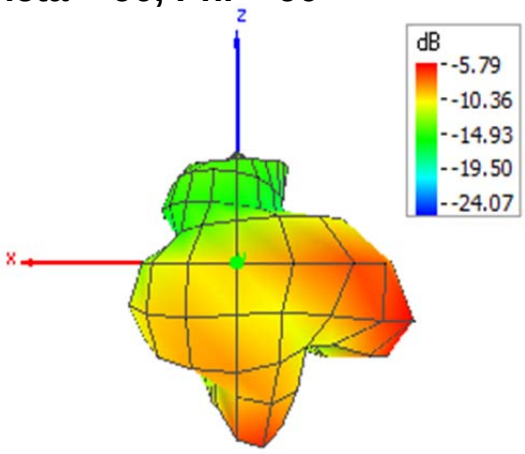

Theta = 0, Phi = 0

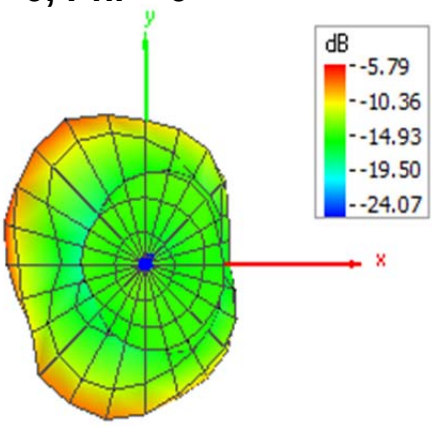

Theta = 90, Phi = 180

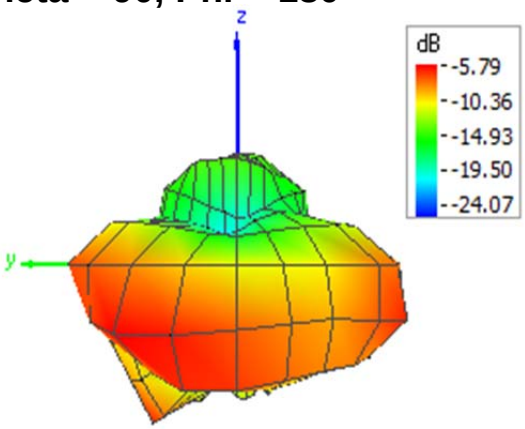

Theta = 90, Phi = 270

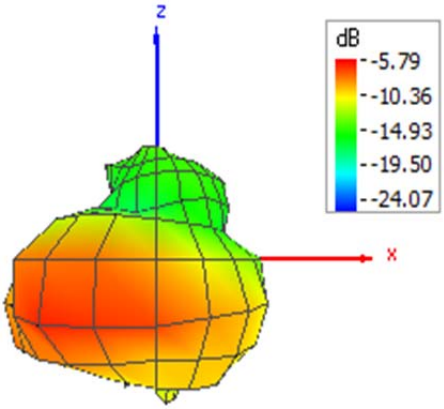

Theta = 180, Phi = 0

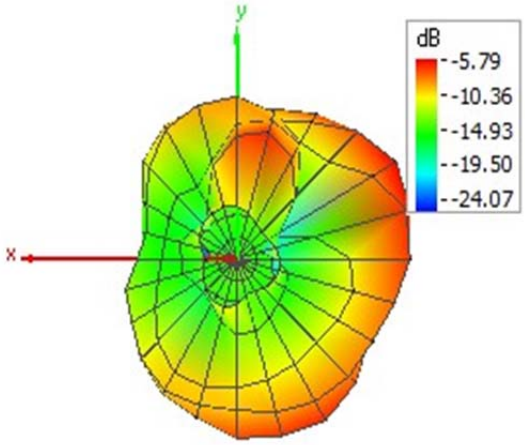

2440MHz 3D

Theta = 90, Phi = 0

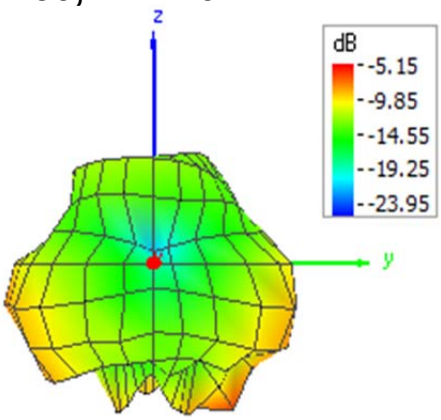

Theta = 90, Phi = 90

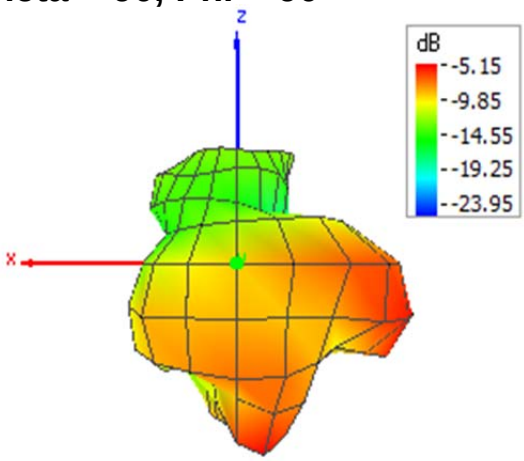

Theta = 0, Phi = 0

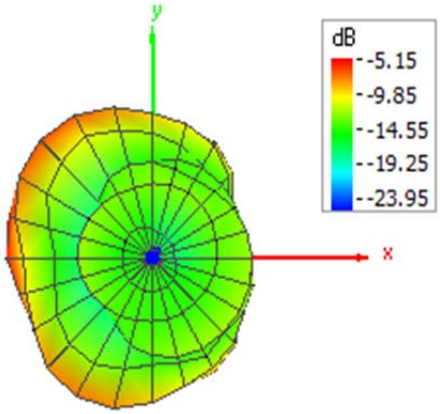

Theta = 90, Phi = 180

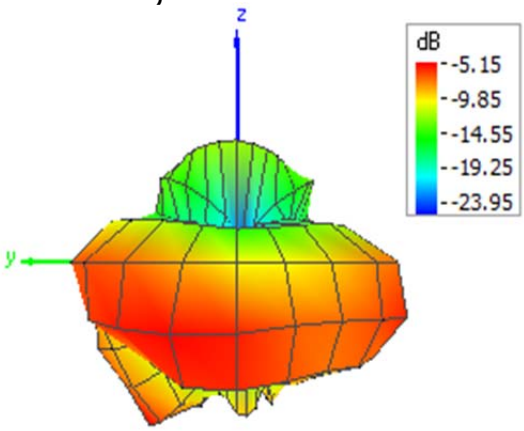

Theta = 90, Phi = 270

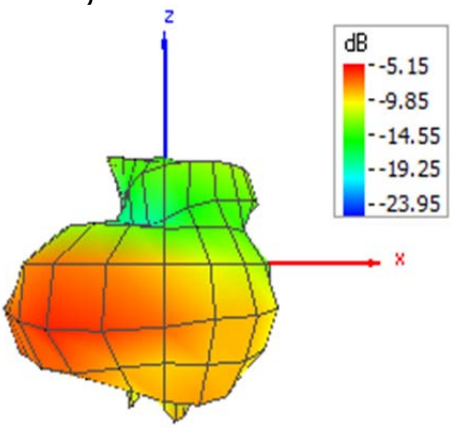

Theta = 180, Phi = 0

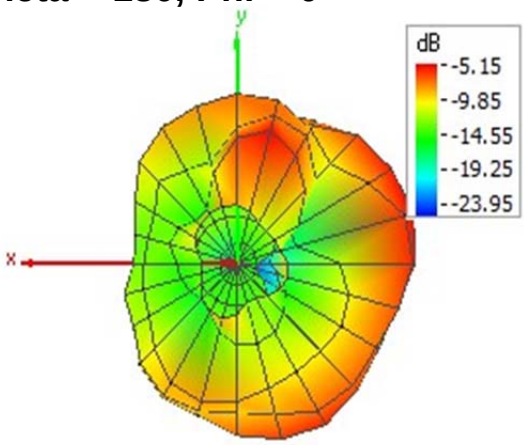

2402MHz 3D

Theta = 90, Phi = 0

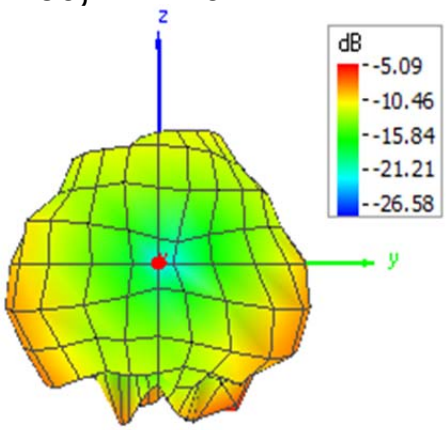

Theta = 90, Phi = 90

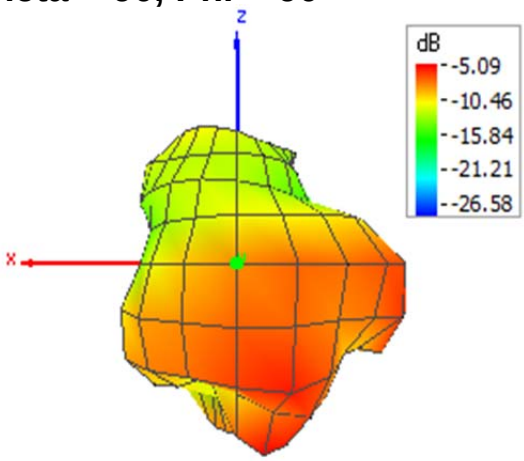

Theta = 0, Phi = 0

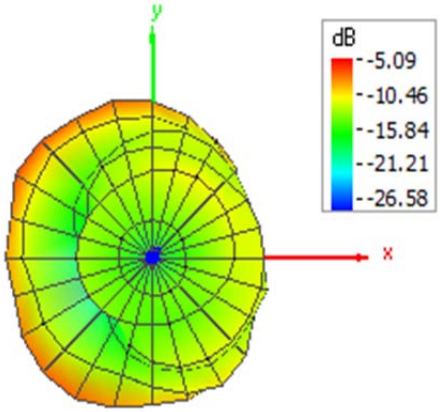

Theta = 90, Phi = 180

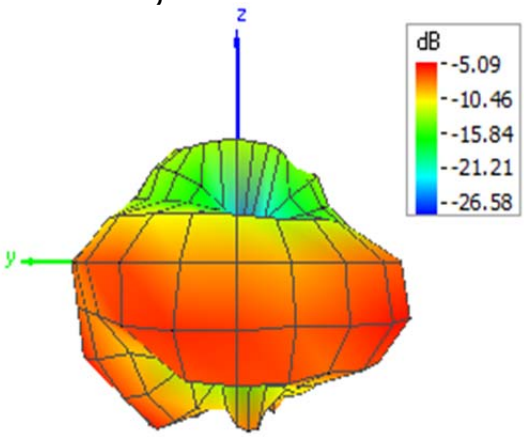

Theta = 90, Phi = 270

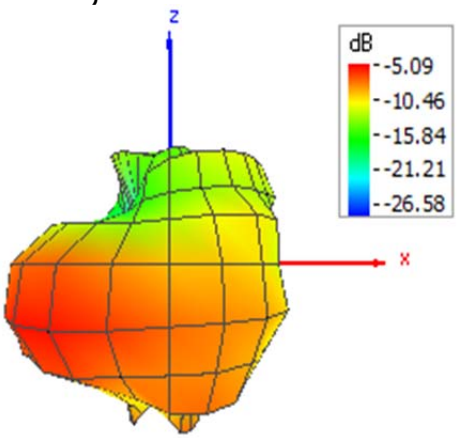

Theta = 180, Phi = 0

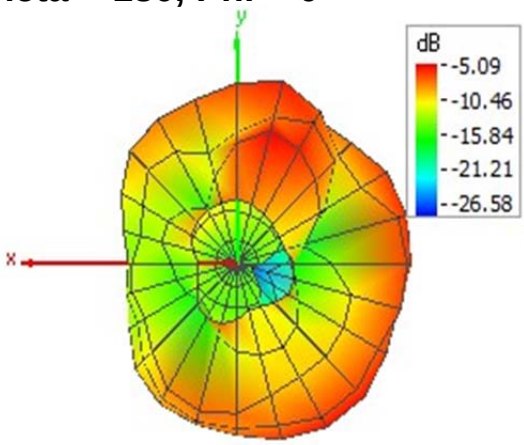

4. EUT PHOTOGRAPHS



5. TEST SETUP PHOTOGRAPHS



===== END OF REPORT =====