AppendixA: Effective (Isotropic) Radiated Power Output Data

Test Result(WCDMA)

Band	Type	Channel	Conducted Power (dBm)	ERP/EIRP (dBm)	ERP/EIRP Limit (dBm)	Verdict
Band2	TestMode	9662	-0.25	0.95	62.15	PASS
Band2	TestMode	9800	-0.01	1.19	62.15	PASS
Band2	TestMode	9938	-0.05	1.15	62.15	PASS
Band5	TestMode	4357	0.38	1.37	56.99	PASS
Band5	TestMode	4408	0.20	1.19	56.99	PASS
Band5	TestMode	4458	0.19	1.18	56.99	PASS

Remark: EIRP (dBm) = Conducted power (dBm) + Antenna Gain (dBi). (For Band2)
ERP (dBm) = EIRP (dBm) - 2.15 (dB). (For Band5)

AppendixB:Peak-to-Average Ratio

Test Result(WCDMA)

Band	Channel	Peak-to-Average Ratio(dB)	Limit(dB)	Verdict
Band2	9800	7.25	13	PASS
Band5	4408	7.23	13	PASS

Remark: All channel had been tested, but only the worst case data displayed in this report.

Test Graphs(WCDMA)

Band2-9800	Band5-4408
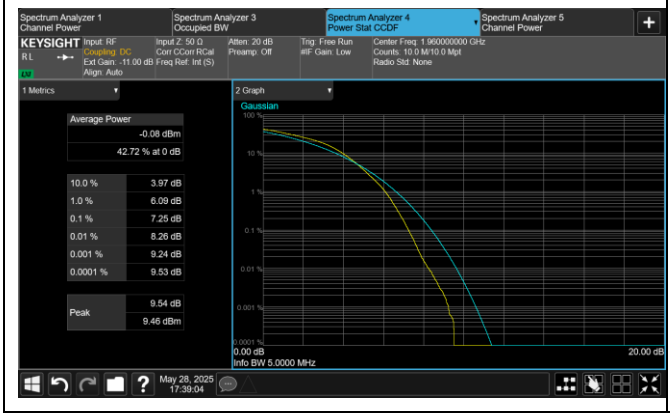	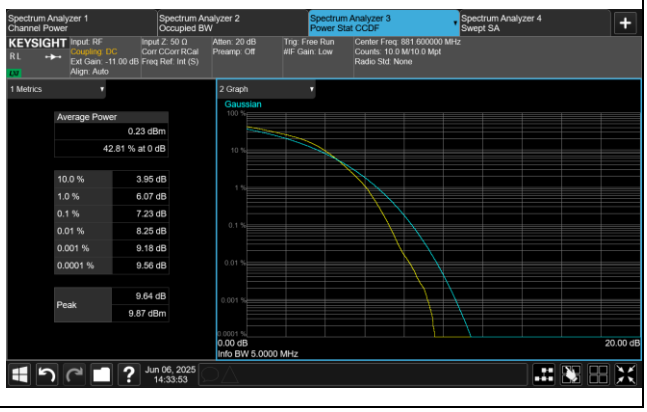

AppendixC:26dB Bandwidth andOccupied Bandwidth

Test Result(WCDMA)

Band	Channel	Occupied Bandwidth (MHz)	26dB Bandwidth (MHz)	Limit(kHz)	Verdict
Band2	9662	4.1577	4.668	---	PASS
Band2	9800	4.1843	4.719	---	PASS
Band2	9938	4.1839	4.658	---	PASS
Band5	4357	4.1740	4.664	---	PASS
Band5	4408	4.1794	4.674	---	PASS
Band5	4458	4.1657	4.658	---	PASS

Test Graphs(WCDMA)

Band2-9662

Band2-9800

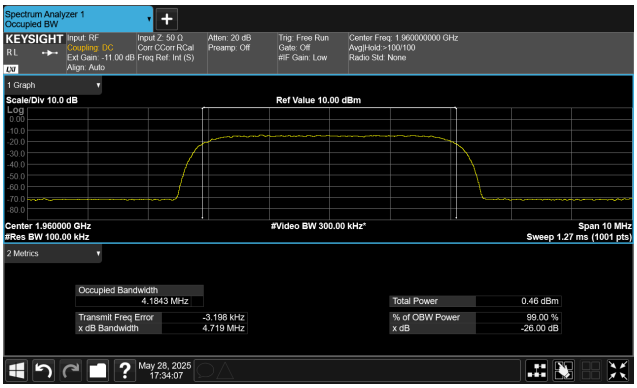

Band2-9938

Band5-4357

Band5-4408

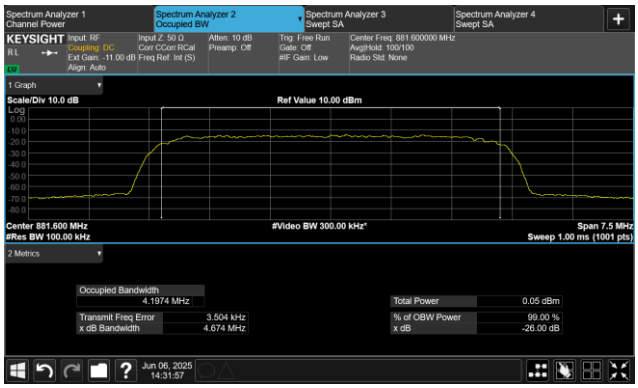

Band5-448

AppendixD:Band Edge

Test Graphs(WCDMA)

Band2-9662	Band2-9938
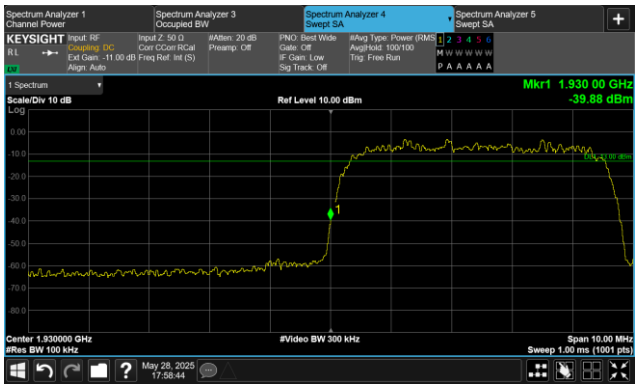	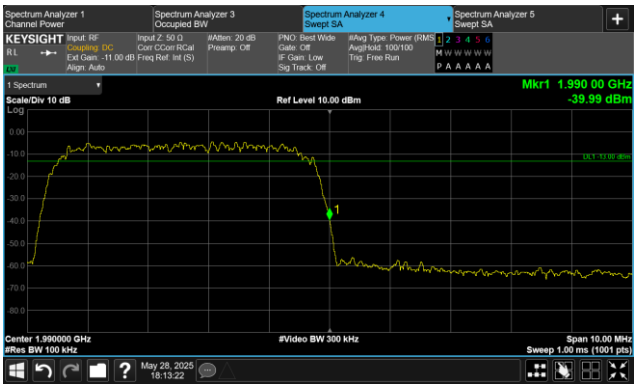
Band5-4357	**Band5-4458**
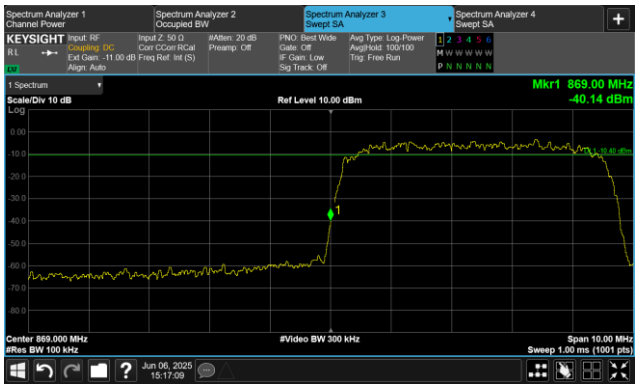	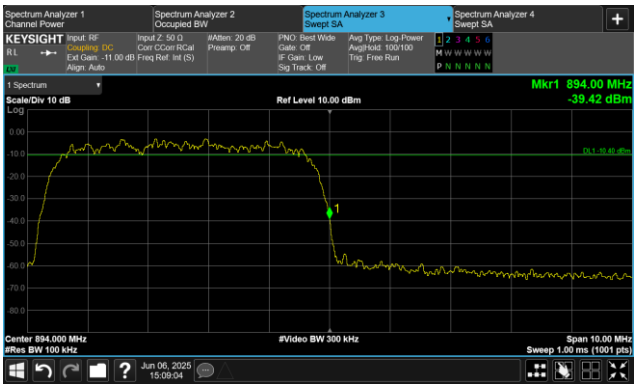

AppendixE:Conducted SpuriousEmission

Test Graphs(WCDMA)

Band2-9662-0.009~0.15MHz	Band2-9662-0.15~30MHz
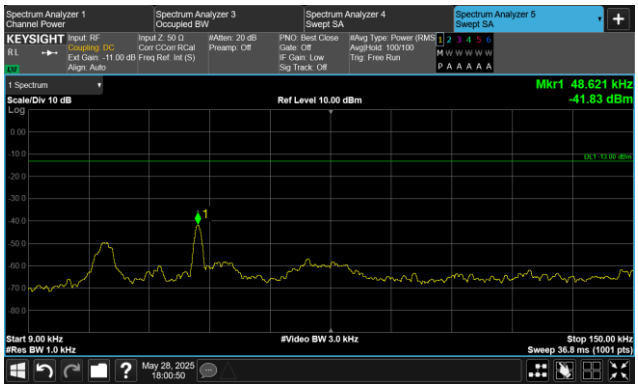	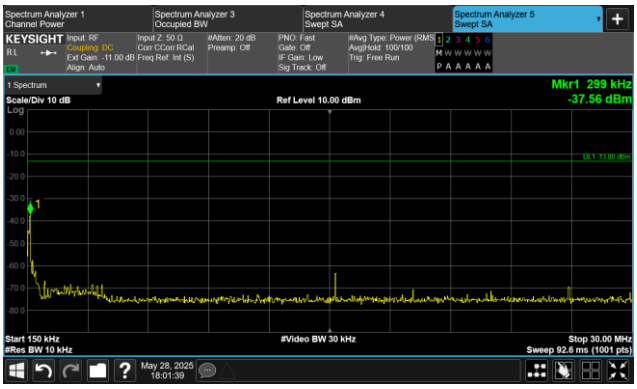
Band2-9662-30~1000MHz	Band2-9662-1000~20000MHz
	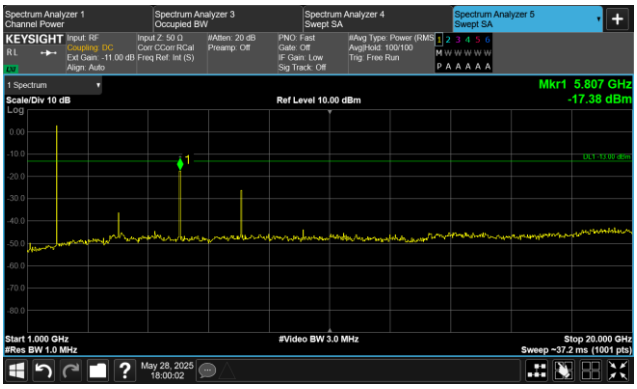
Band2-9800-0.009~0.15MHz	Band2-9800-0.15~30MHz
	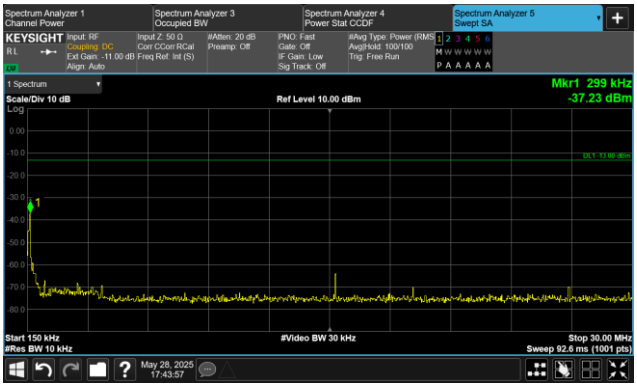
Band2-980030~1000MHz	Band2-9800-1000~20000MHz

Band2-9938-0.009~0.15Mz

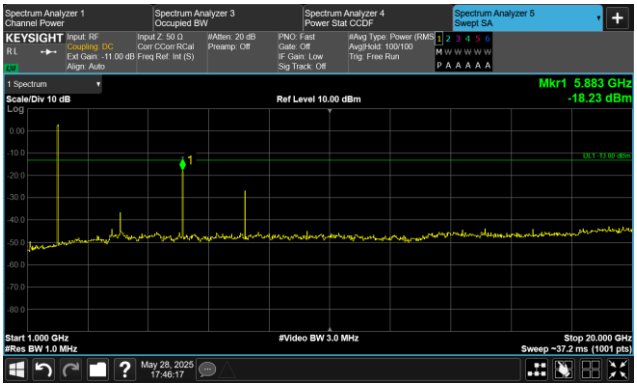

Band2-9938-0.15~30MHz

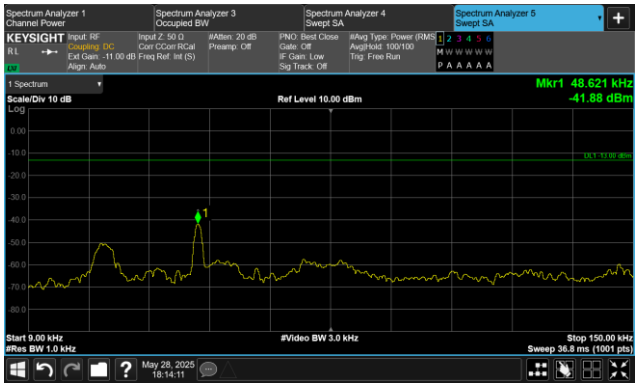

Band2-9938-30~1000MHz

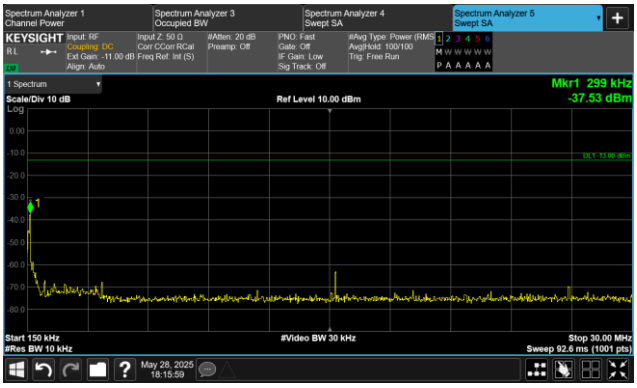

Band2-9938-1000~20000MHz

Band5-4357-0.009~0.15MHz

Band5-4357-0.15~30MHz

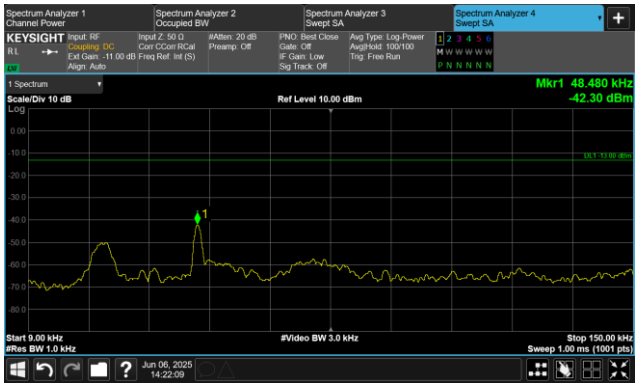

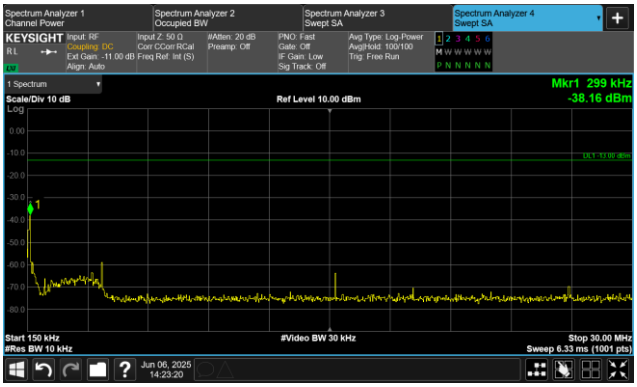

Band5-4357-30~1000MHz	Band5-4357-1000~10000MHz
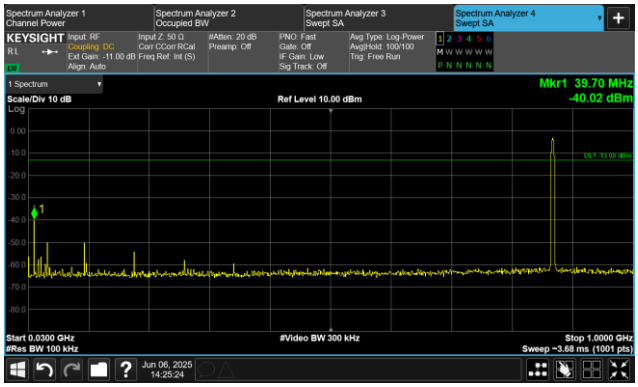	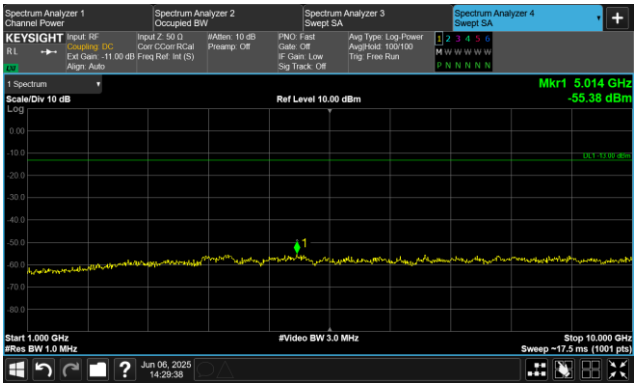
Band5-4408-0.009~0.15MHz	Band5-4408-0.15~30MHz
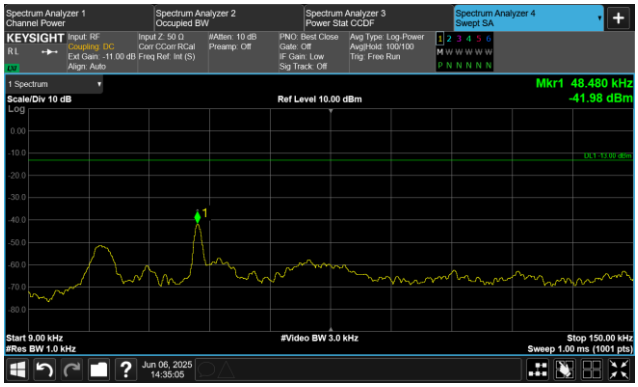	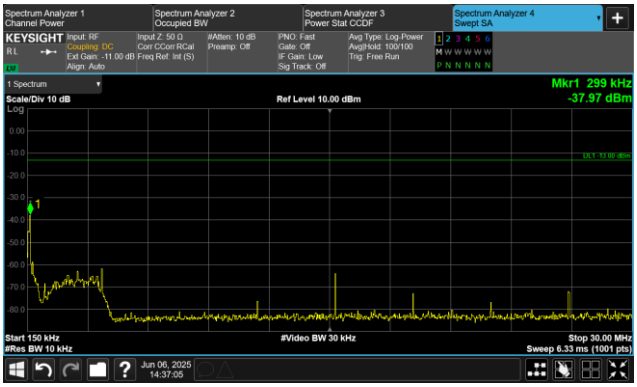
Band5-4408-30~1000MHz	Band5-4408-1000~10000MHz
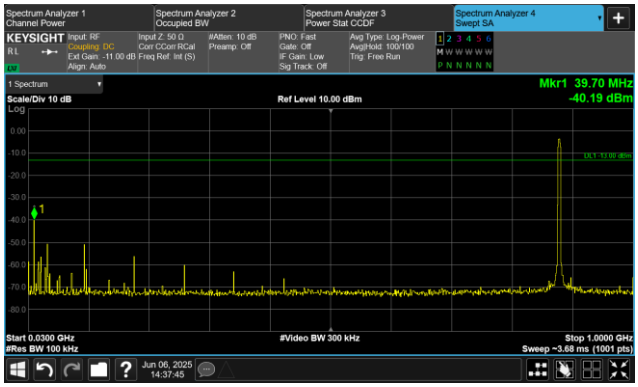	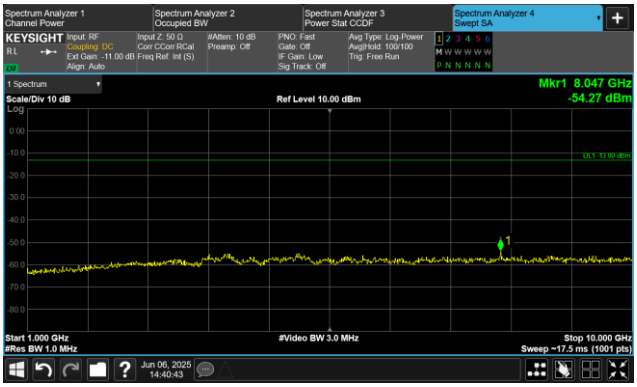
Band5-4458-0.009~0.15MHz	Band5-4458-0.15~30MHz

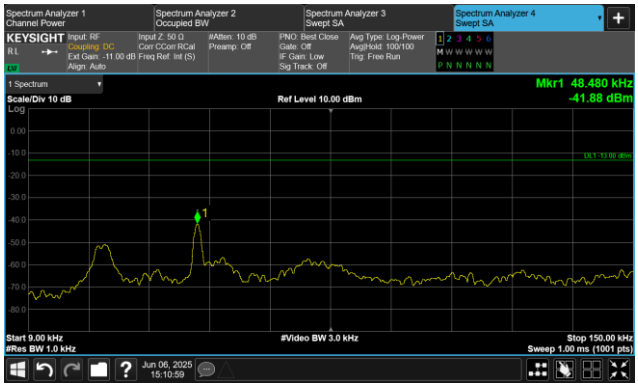

Band5-4458-30~1000MHz

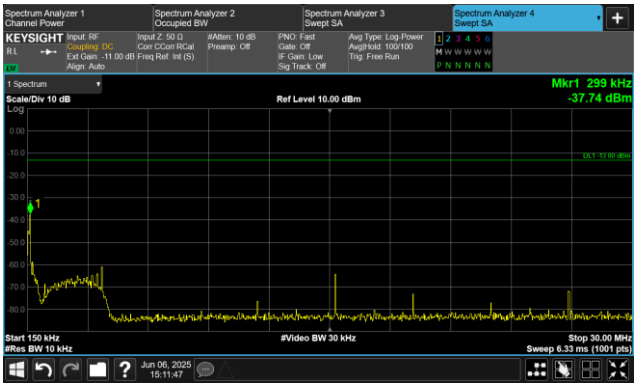

Band5-4458-1000~10000MHz

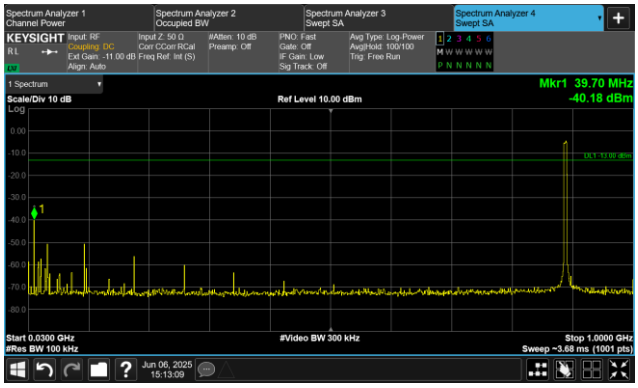

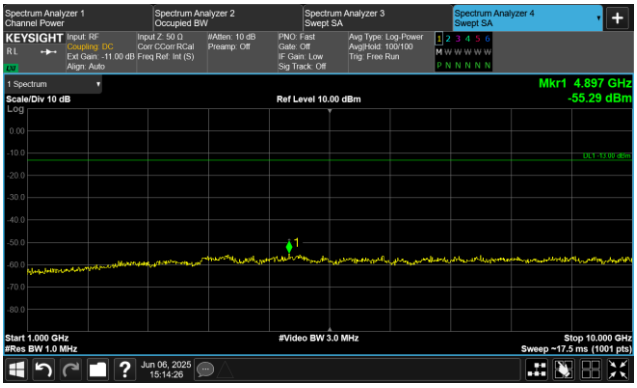

AppendixF:Frequency Stability

Test Result

Reference Frequency: WCDMA BAND V 12.2k RMC Middle channel=4408 Frequency=881.6MHz					
Temperature					
Power supplied (Vac)	Temperature (℃)	Frequency error		Limit (ppm)	Result
		Hz	ppm		
120	-30	18.83	0.0213589	±2.5	Pass
	-20	16.81	0.0190676		
	-10	20.08	0.0227768		
	0	17.13	0.0194306		
	10	19.28	0.0218693		
	20	17.79	0.0201792		
	30	18.66	0.0211661		
	40	16.83	0.0190903		
	50	19.25	0.0218353		
Voltage					
Temperature (℃)	Power supplied (Vdc)	Frequency error		Limit (ppm)	Result
		Hz	ppm		
25	90	16.93	0.0192037	±2.5	Pass
	120	19.64	0.0222777		
	230	17.31	0.0196348		
Remark: All channel had been tested, but only the worst case data displayed in this report.					

Reference Frequency: WCDMA BAND II 12.2k RMC Middle Frequency=9800 channel=1960MHz					
Temperature					
Power supplied (Vdc)	Temperature (℃)	Frequency error		Limit (ppm)	Result
		Hz	ppm		
120	-30	19.4	0.009898	Within authorized band for BAND II	Pass
	-20	18.1	0.009235		
	-10	15.99	0.008158		
	0	13.18	0.006724		
	10	18.97	0.009679		
	20	17.45	0.008903		
	30	19.84	0.010122		
	40	15.14	0.007724		
	50	17.93	0.009148		
Voltage					
Temperature (℃)	Power supplied (Vdc)	Frequency error		Limit (ppm)	Result
		Hz	ppm		
25	90	17.27	0.008811	Within authorized band for BAND II	Pass
	120	13.3	0.006786		
	230	14.56	0.007429		
Remark: All channel had been tested, but only the worst case data displayed in this report.					