Appendix C

RF Test Data for 5.8GWIFI (Conducted Measurement)

Product Name: Action Camera

Test Model: F03N

Environmental Conditions

Temperature:	23.8 ° C
Relative Humidity:	52.1%
ATM Pressure:	100.0 kPa
Test Engineer:	Joker Hu
Supervised by:	Nick Peng

C.1 -6dB Bandwidth

Condition	Mode	Frequency (MHz)	Antenna	-6 dB Bandwidth (MHz)	Limit -6 dB Bandwidth (MHz)	Verdict
NVNT	a	5745	Ant1	16.331	>=0.5	Pass
NVNT	a	5785	Ant1	16.33	>=0.5	Pass
NVNT	a	5825	Ant1	16.348	>=0.5	Pass
NVNT	n20	5745	Ant1	17.265	>=0.5	Pass
NVNT	n20	5785	Ant1	17.392	>=0.5	Pass
NVNT	n20	5825	Ant1	17.351	>=0.5	Pass
NVNT	n40	5755	Ant1	36.22	>=0.5	Pass
NVNT	n40	5795	Ant1	36.301	>=0.5	Pass
NVNT	ac20	5745	Ant1	17.145	>=0.5	Pass
NVNT	ac20	5785	Ant1	17.229	>=0.5	Pass
NVNT	ac20	5825	Ant1	17.27	>=0.5	Pass
NVNT	ac40	5755	Ant1	36.058	>=0.5	Pass
NVNT	ac40	5795	Ant1	36.098	>=0.5	Pass

Test Graphs

-6dB Bandwidth NVNT a 5745MHz Ant1

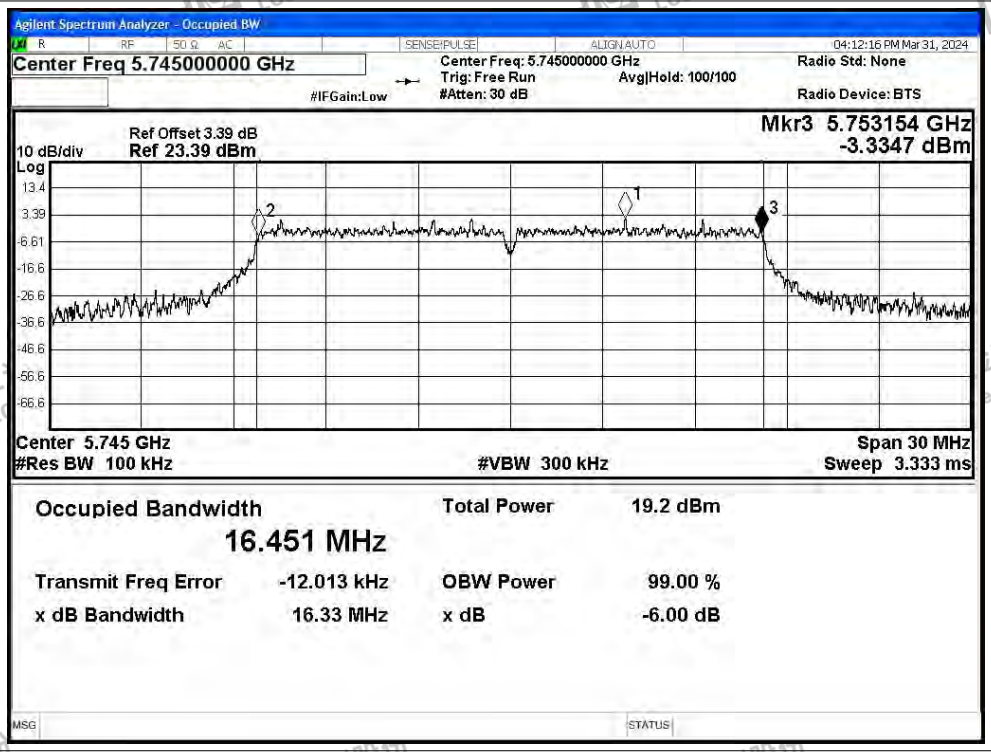

-6dB Bandwidth NVNT a 5785MHz Ant1

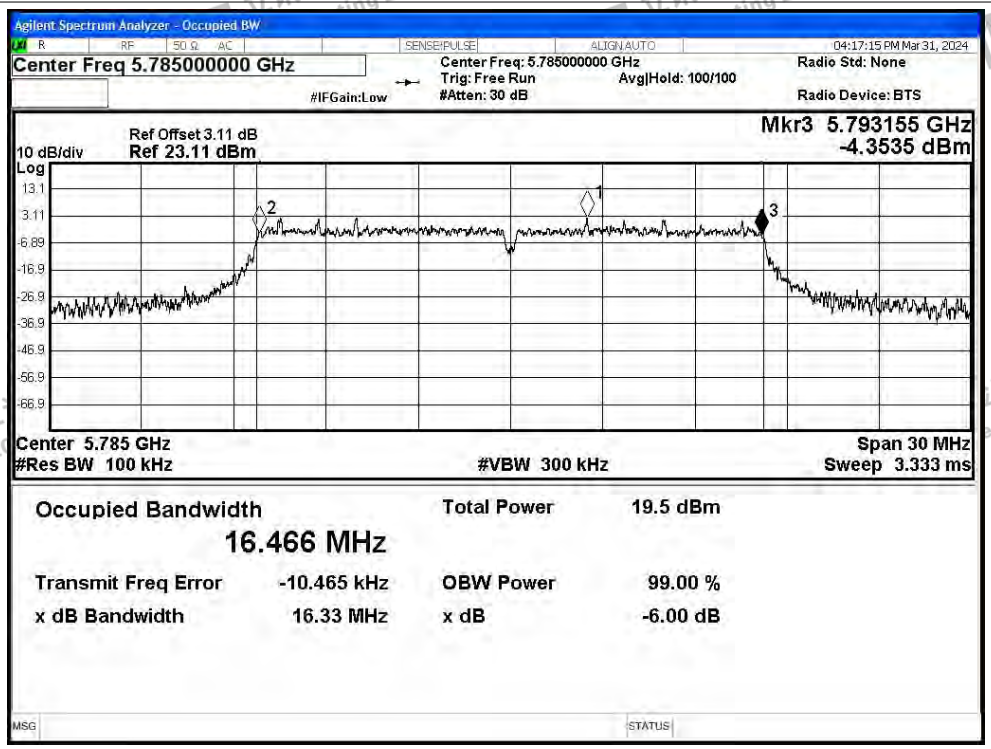

-6dB Bandwidth NVNT a 5825MHz Ant1

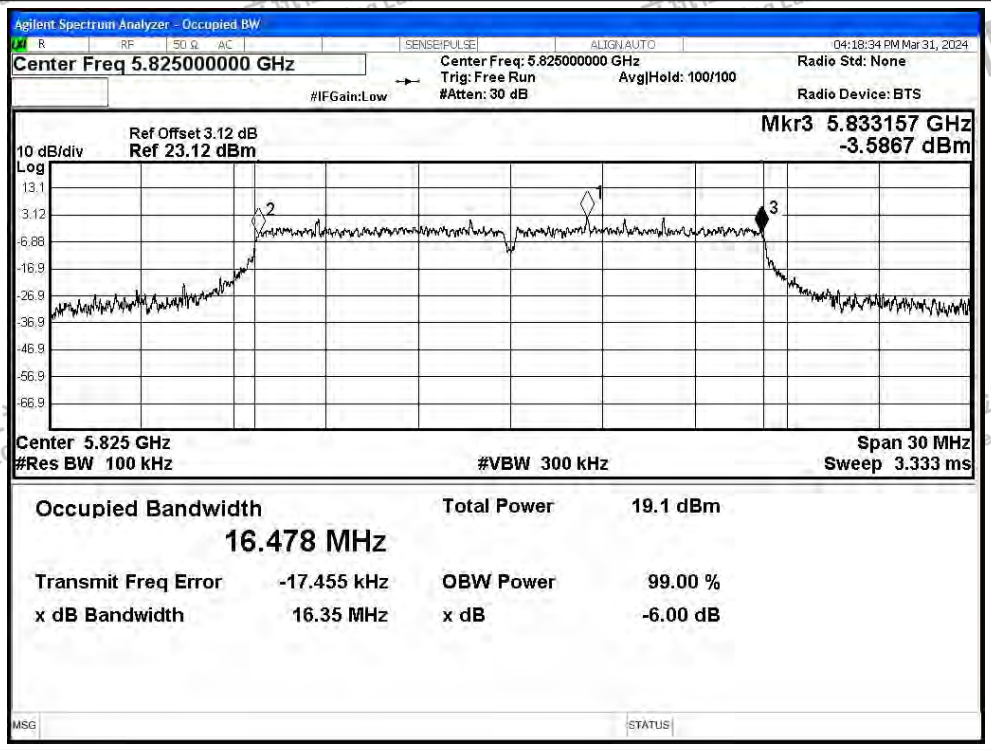

-6dB Bandwidth NVNT n20 5745MHz Ant1

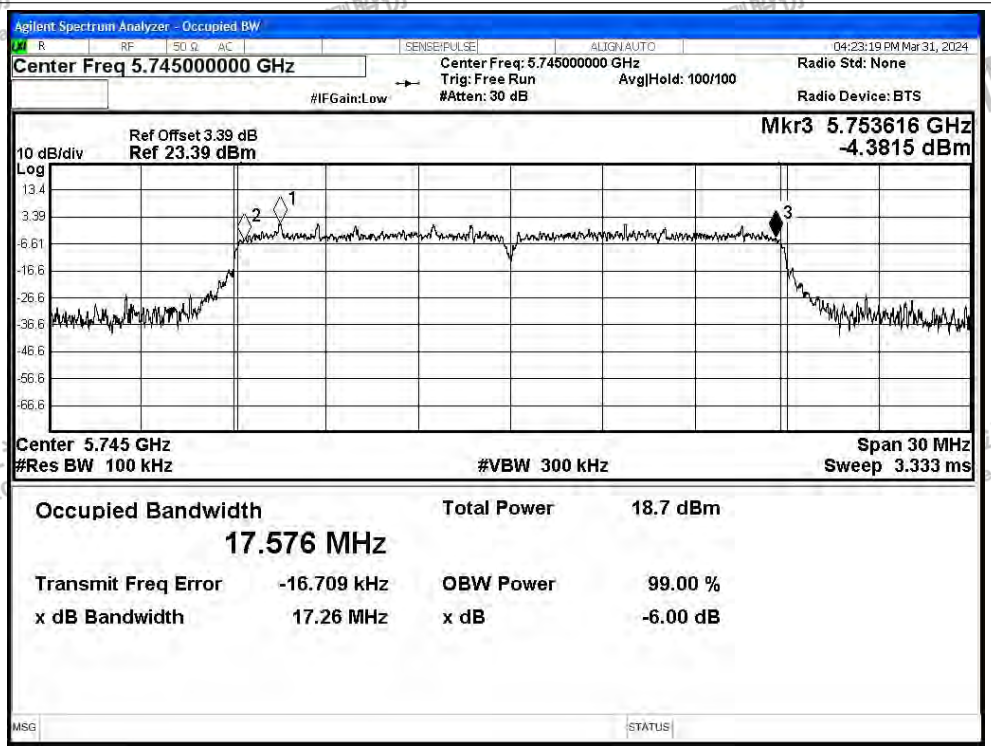

-6dB Bandwidth NVNT n20 5785MHz Ant1

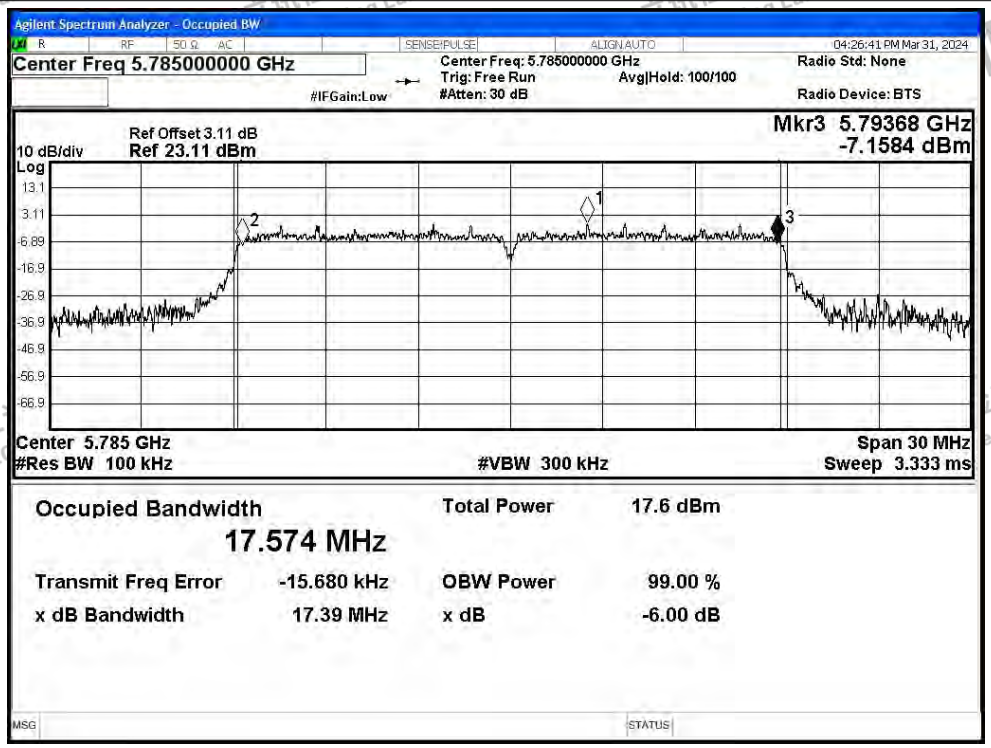

-6dB Bandwidth NVNT n20 5825MHz Ant1

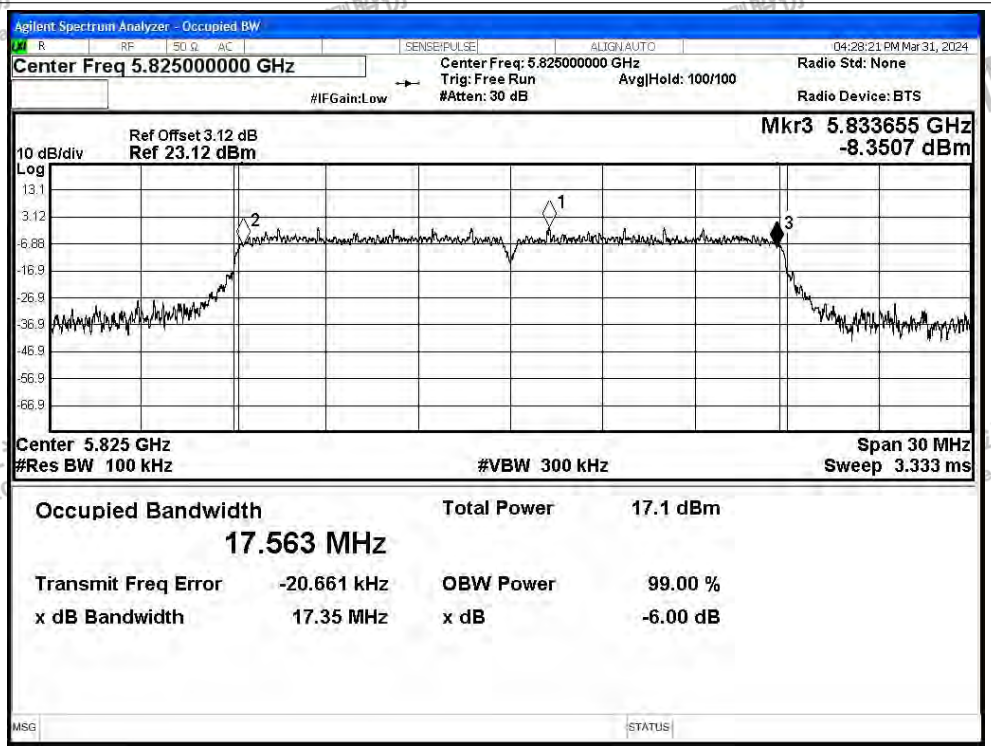

-6dB Bandwidth NVNT n40 5755MHz Ant1

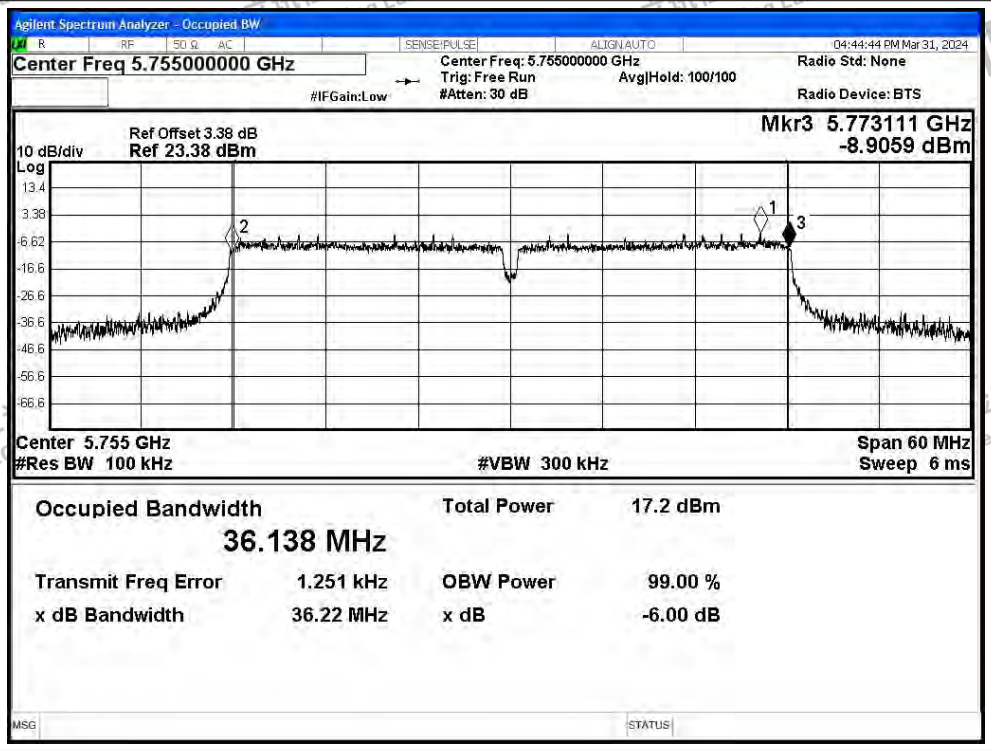

-6dB Bandwidth NVNT n40 5795MHz Ant1

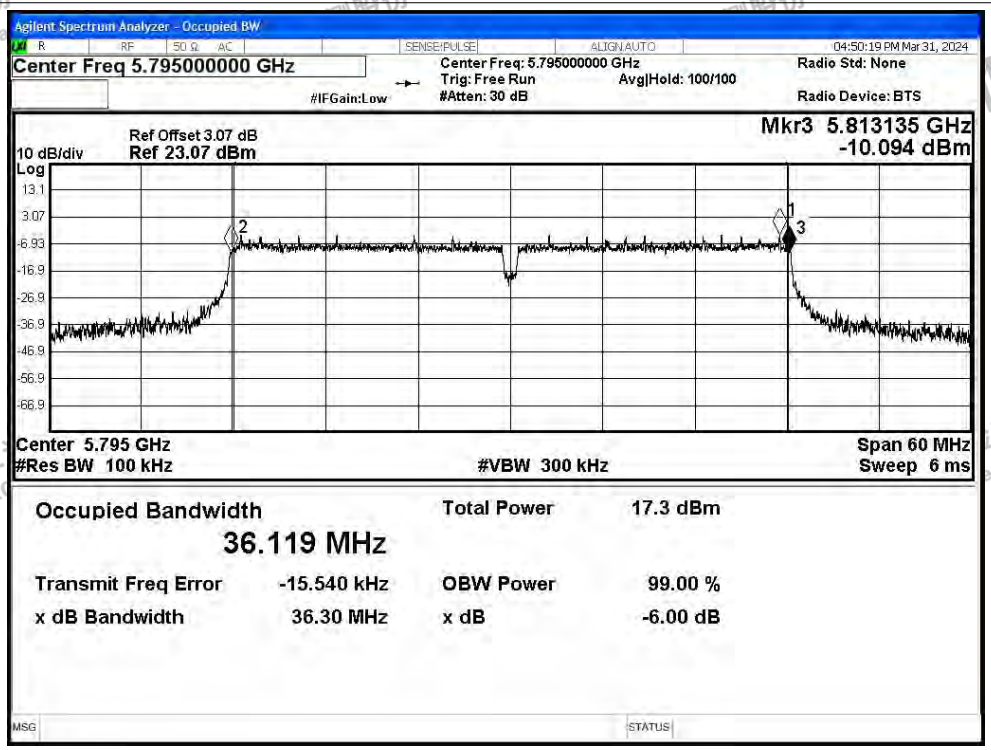

-6dB Bandwidth NVNT ac20 5745MHz Ant1

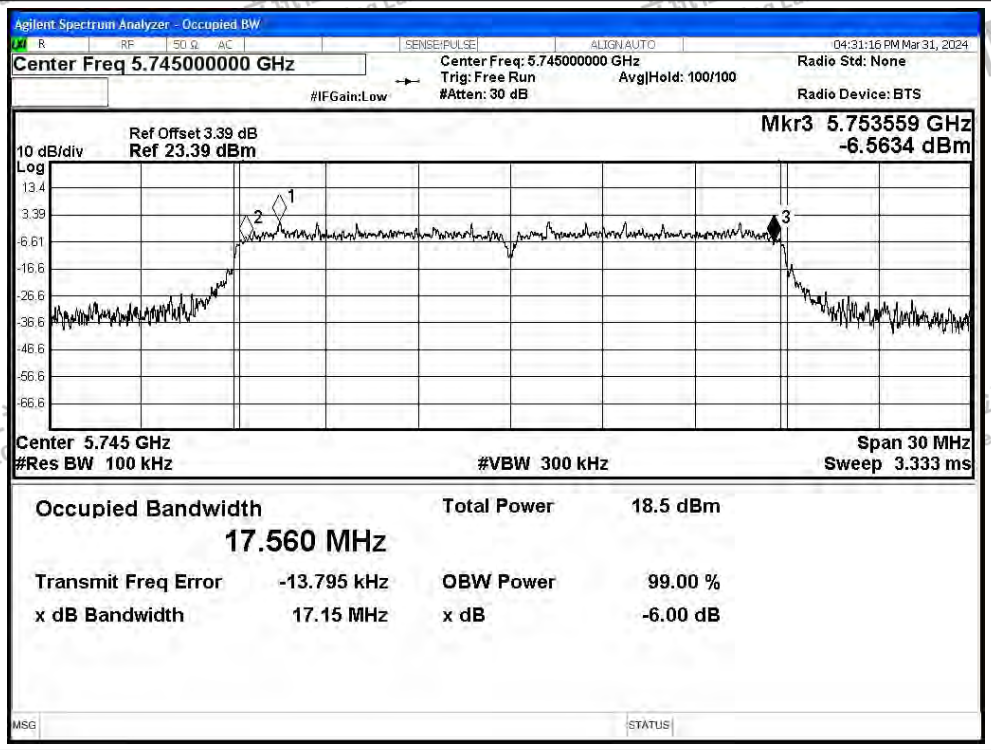

-6dB Bandwidth NVNT ac20 5785MHz Ant1

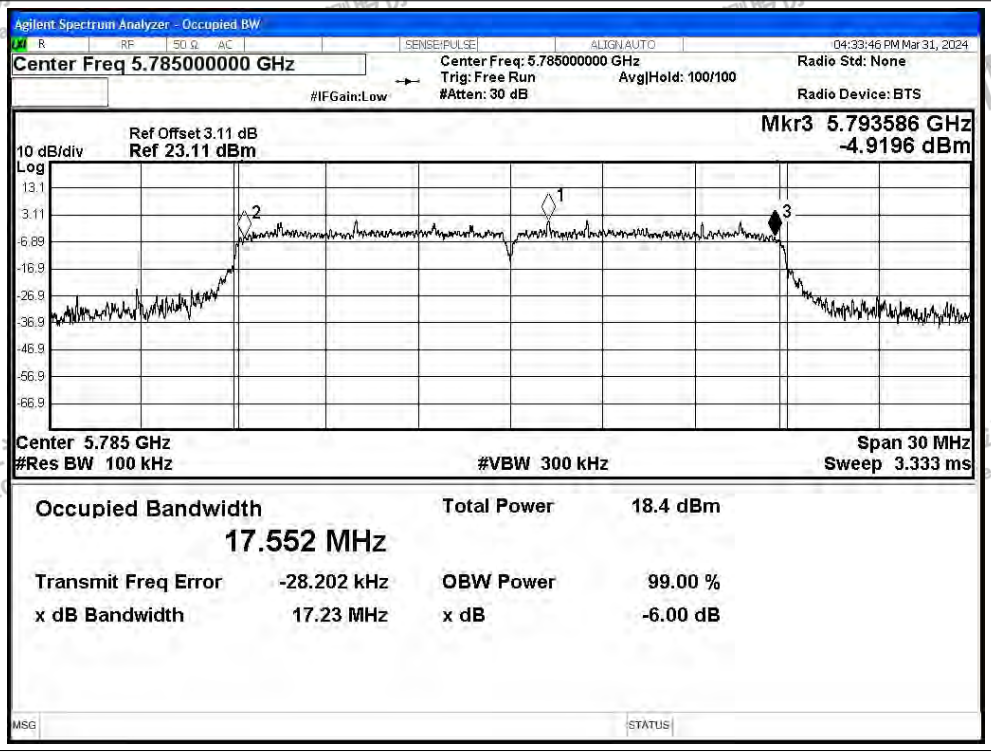

-6dB Bandwidth NVNT ac20 5825MHz Ant1

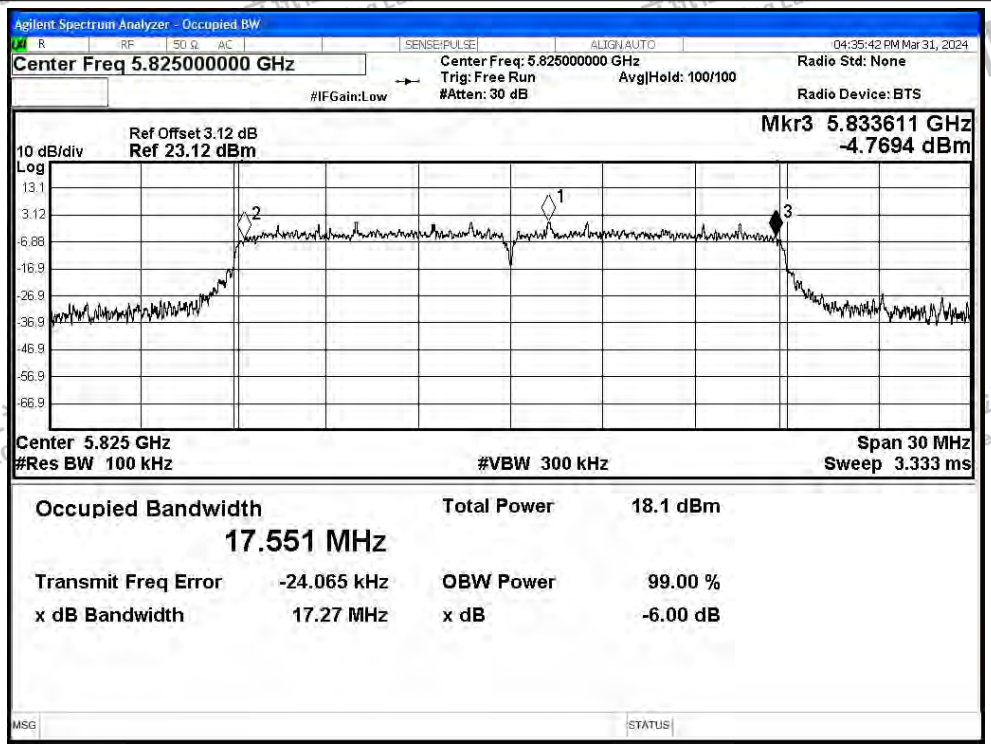

-6dB Bandwidth NVNT ac40 5755MHz Ant1

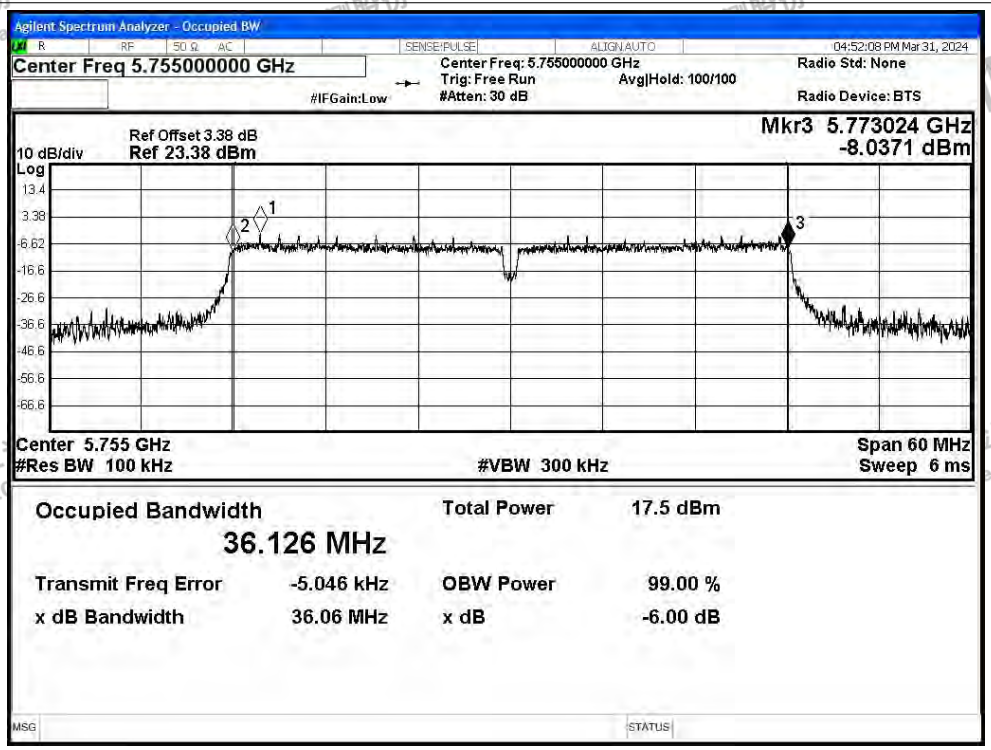

-6dB Bandwidth NVNT ac40 5795MHz Ant1

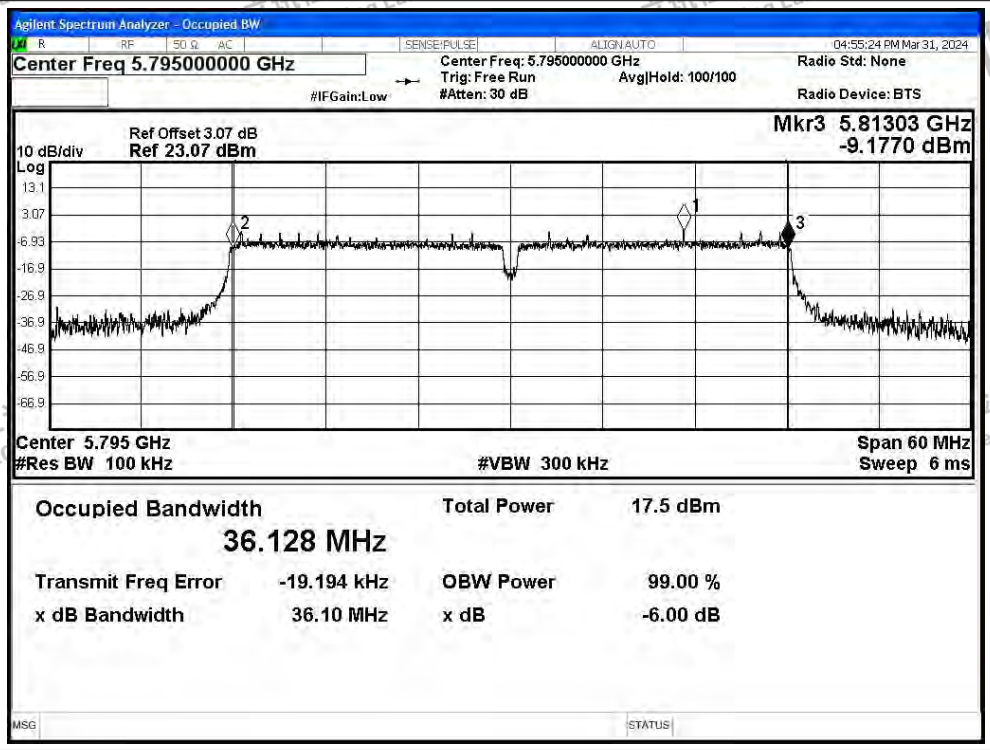

C.2 Maximum Conducted Output Power

Condition	Mode	Frequency (MHz)	Antenna	Conducted Power (dBm)	Duty Factor (dB)	Total Power (dBm)	Limit (dBm)	Verdict
NVNT	a	5745	Ant1	6.05	0.57	6.62	30	Pass
NVNT	a	5785	Ant1	6.25	0.6	6.85	30	Pass
NVNT	a	5825	Ant1	6.26	0.6	6.86	30	Pass
NVNT	n20	5745	Ant1	4.74	0.7	5.44	30	Pass
NVNT	n20	5785	Ant1	5.45	0.66	6.11	30	Pass
NVNT	n20	5825	Ant1	4.87	0.7	5.57	30	Pass
NVNT	n40	5755	Ant1	4.94	0.89	5.83	30	Pass
NVNT	n40	5795	Ant1	4.95	1.14	6.09	30	Pass
NVNT	ac20	5745	Ant1	5.35	0.65	6	30	Pass
NVNT	ac20	5785	Ant1	5.25	0.66	5.91	30	Pass
NVNT	ac20	5825	Ant1	4.83	0.69	5.52	30	Pass
NVNT	ac40	5755	Ant1	4.94	0.91	5.85	30	Pass
NVNT	ac40	5795	Ant1	5.13	0.88	6.01	30	Pass

C.3 Maximum Power Spectral Density Level

Condition	Mode	Frequency (MHz)	Antenna	Conducted PSD (dBm/510KHz)	Duty Factor (dB)	Total PSD (dBm/510KHz)	Limit (dBm/510KHz)	Verdict
NVNT	a	5745	Ant1	-0.85	0.57	-0.28	30	Pass
NVNT	a	5785	Ant1	-0.4	0.6	0.2	30	Pass
NVNT	a	5825	Ant1	-0.75	0.6	-0.15	30	Pass
NVNT	n20	5745	Ant1	-1.87	0.7	-1.17	30	Pass
NVNT	n20	5785	Ant1	-3.07	0.66	-2.41	30	Pass
NVNT	n20	5825	Ant1	-3.48	0.7	-2.78	30	Pass
NVNT	n40	5755	Ant1	-6.53	0.89	-5.64	30	Pass
NVNT	n40	5795	Ant1	-6.47	1.14	-5.33	30	Pass
NVNT	ac20	5745	Ant1	-2.03	0.65	-1.38	30	Pass
NVNT	ac20	5785	Ant1	-2.26	0.66	-1.6	30	Pass
NVNT	ac20	5825	Ant1	-2.56	0.69	-1.87	30	Pass
NVNT	ac40	5755	Ant1	-5.86	0.91	-4.95	30	Pass
NVNT	ac40	5795	Ant1	-6.5	0.88	-5.62	30	Pass

Test Graphs

PSD NVNT a 5745MHz Ant1

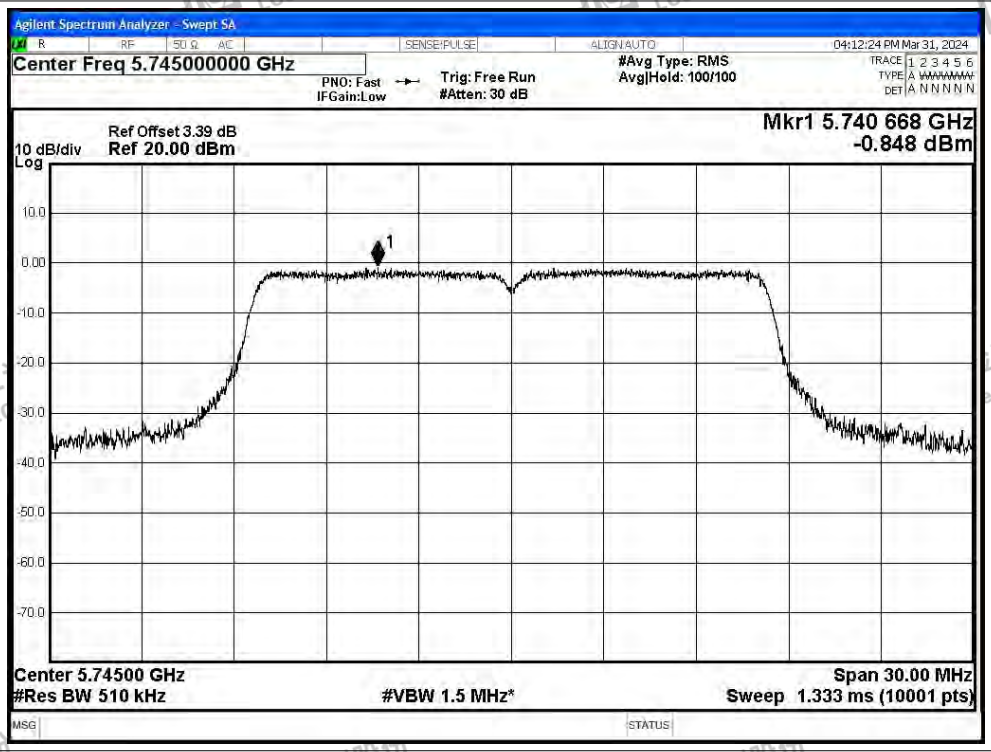

PSD NVNT a 5785MHz Ant1

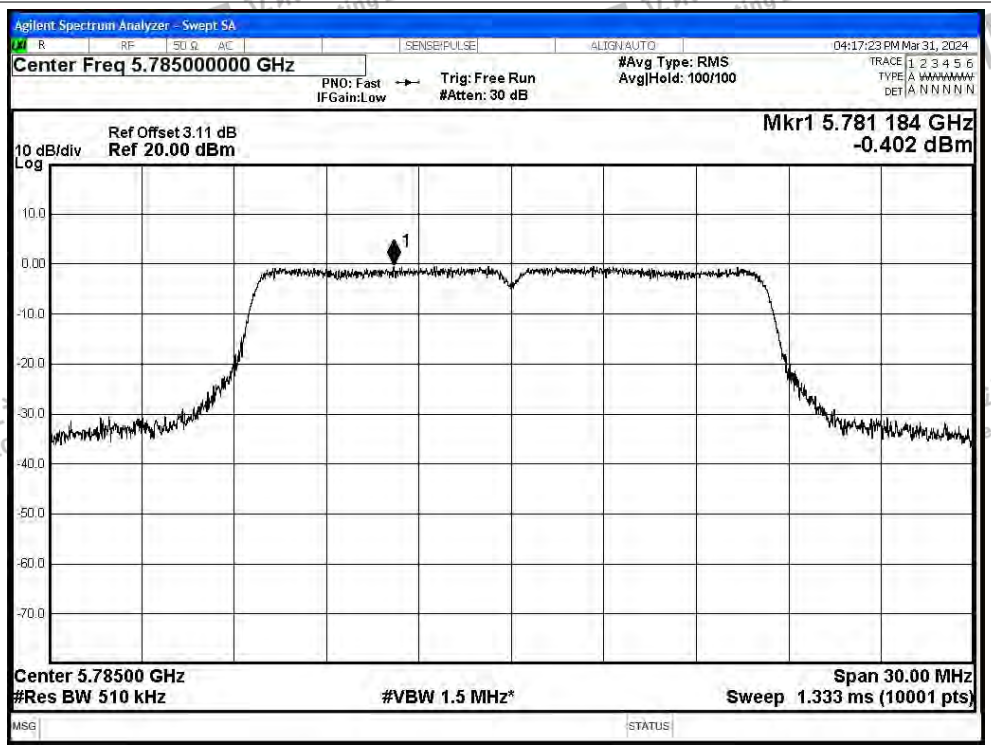

PSD NVNT a 5825MHz Ant1

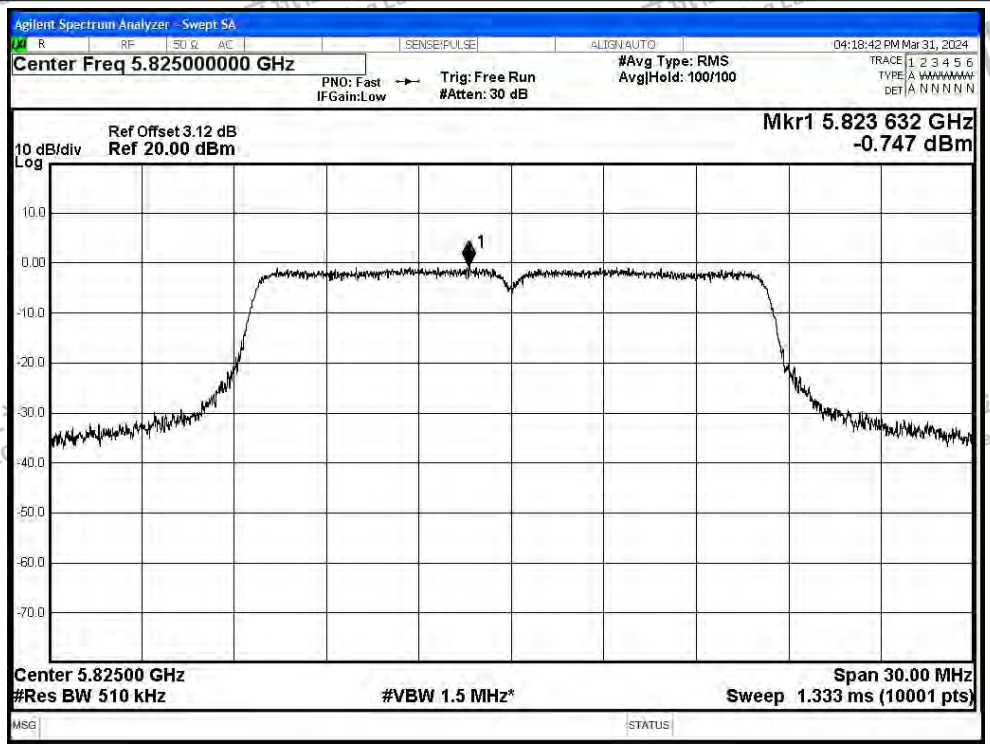

PSD NVNT n20 5745MHz Ant1

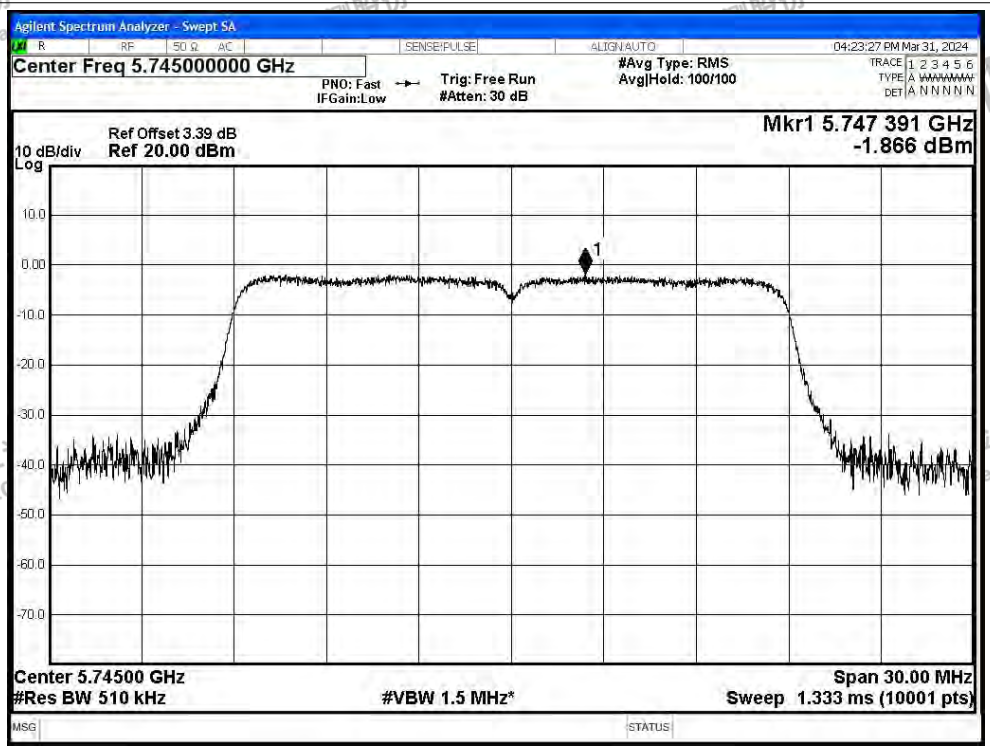

PSD NVNT n20 5785MHz Ant1

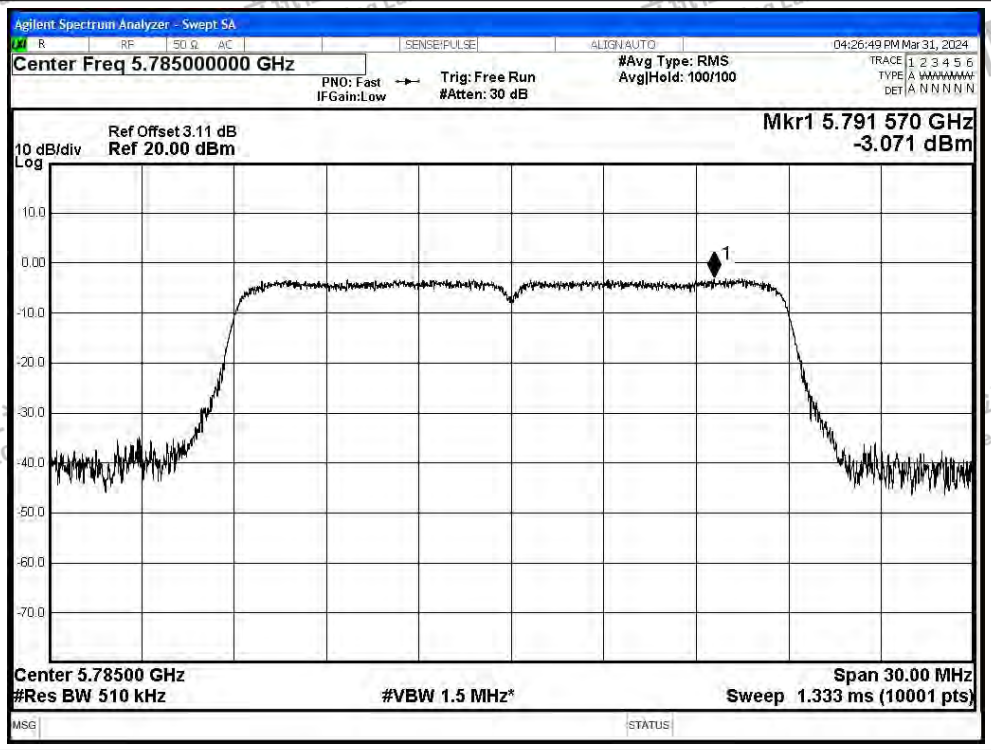

PSD NVNT n20 5825MHz Ant1

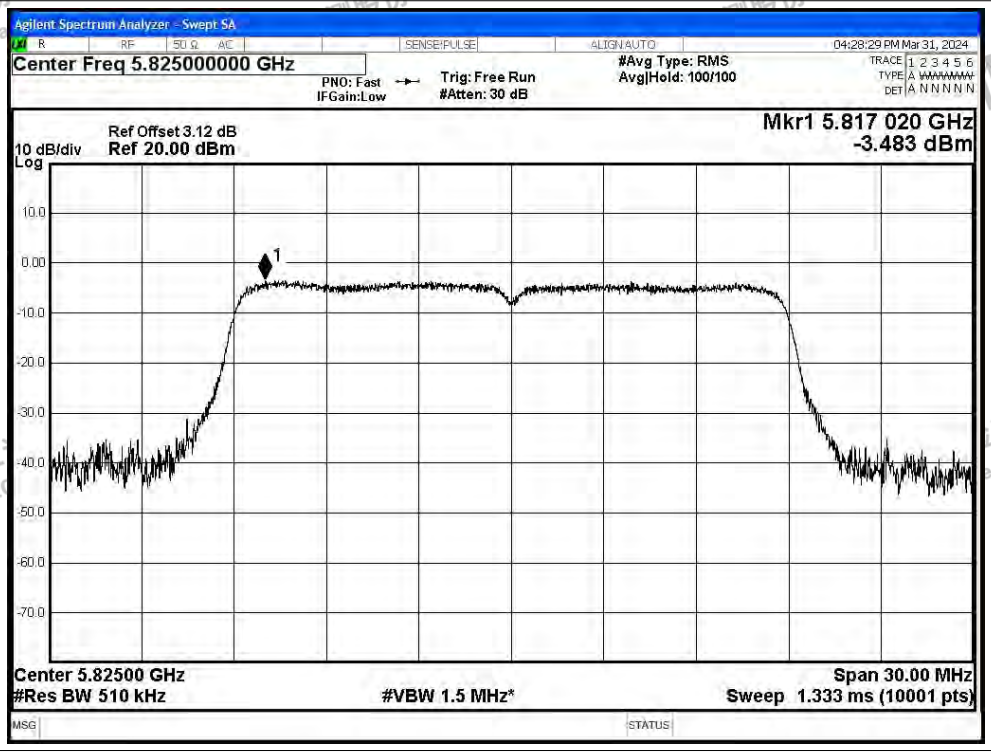

PSD NVNT n40 5755MHz Ant1

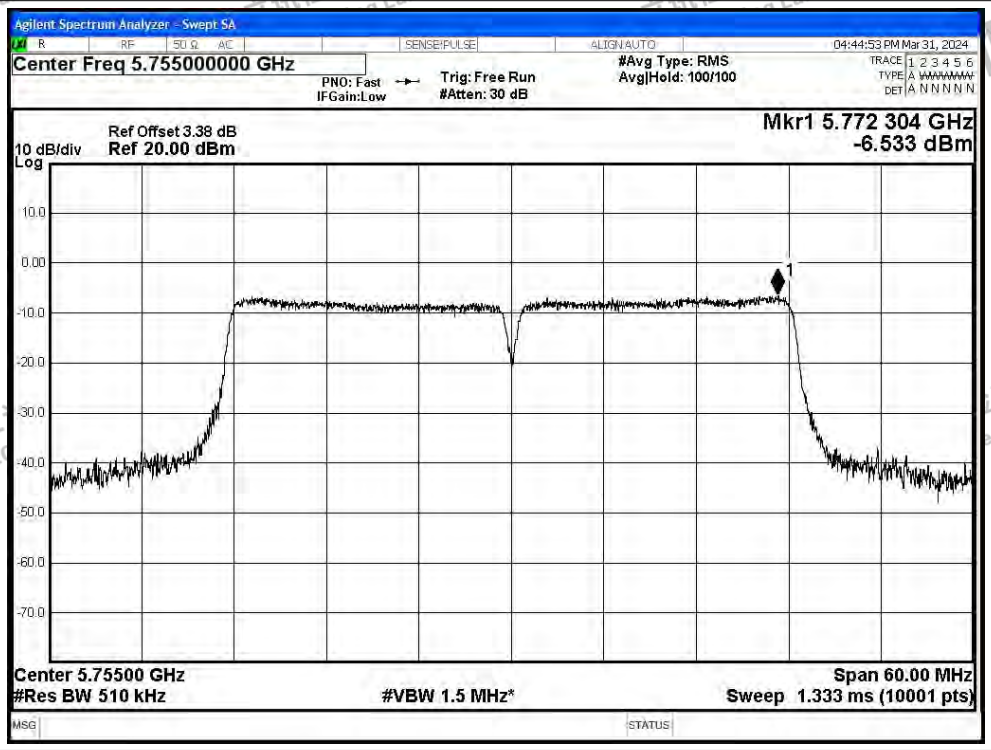

PSD NVNT n40 5795MHz Ant1

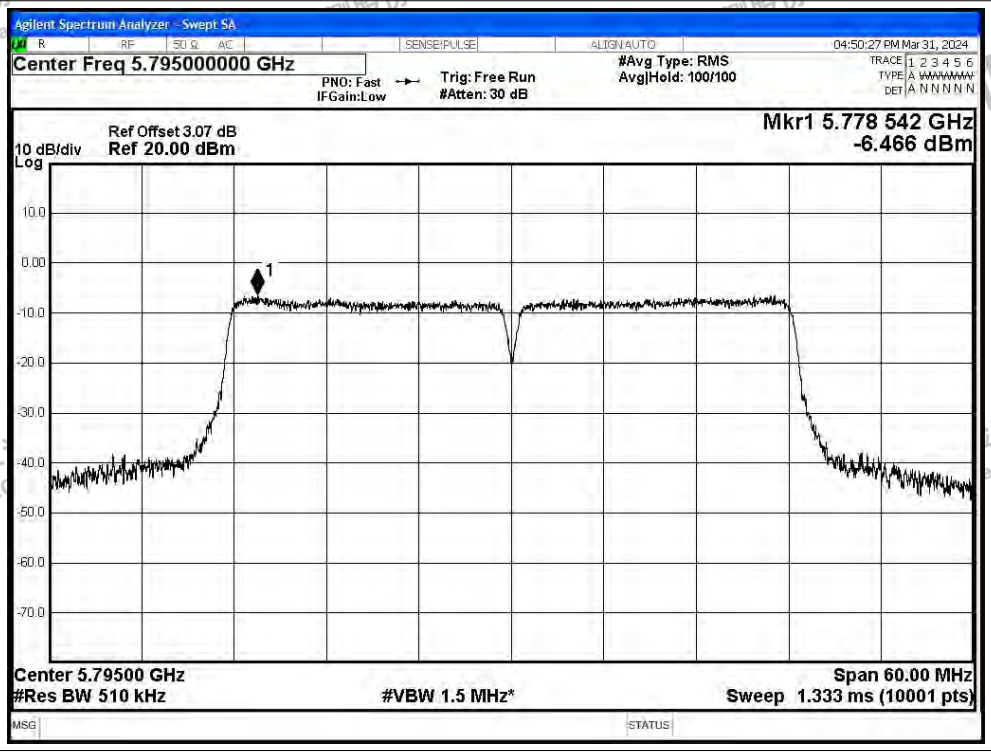

PSD NVNT ac20 5745MHz Ant1

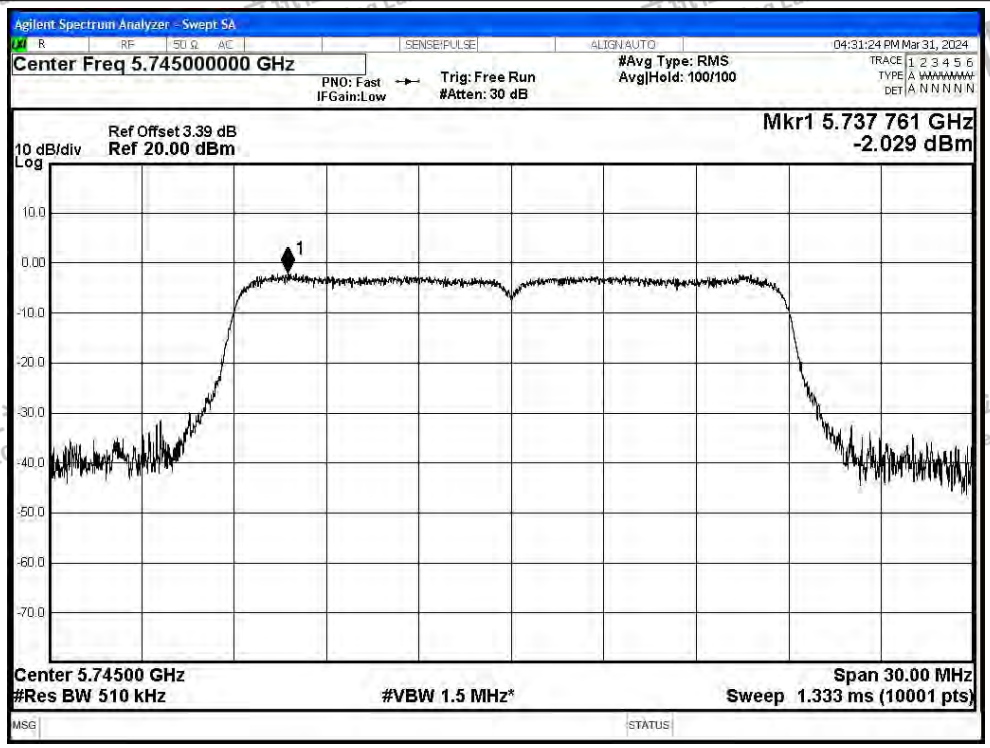

PSD NVNT ac20 5785MHz Ant1

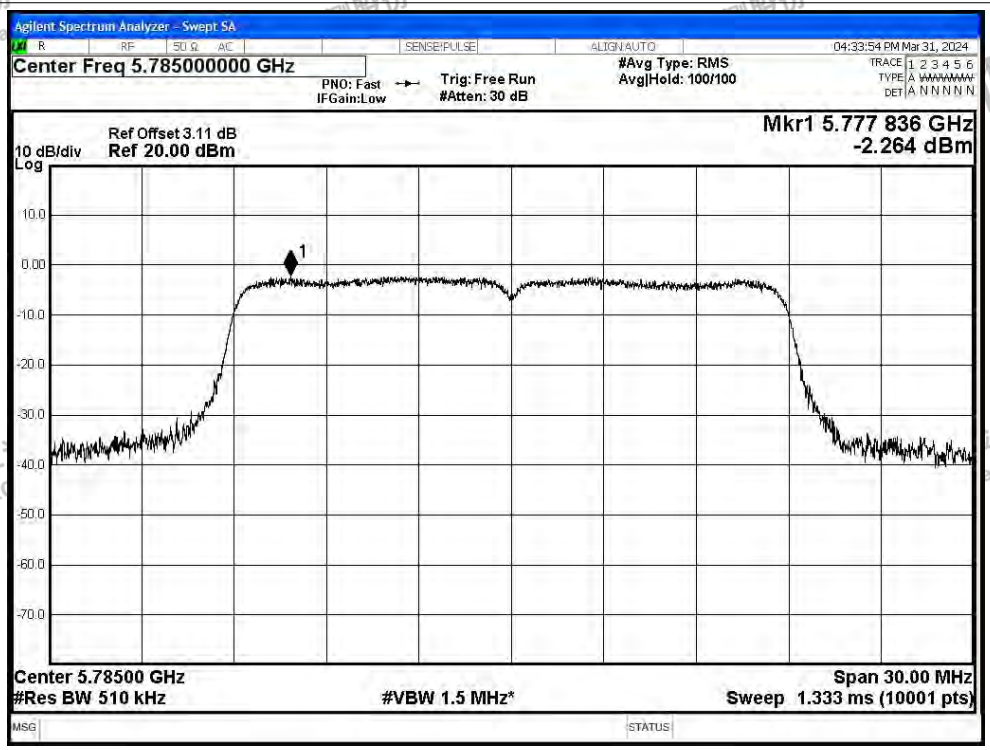

PSD NVNT ac20 5825MHz Ant1

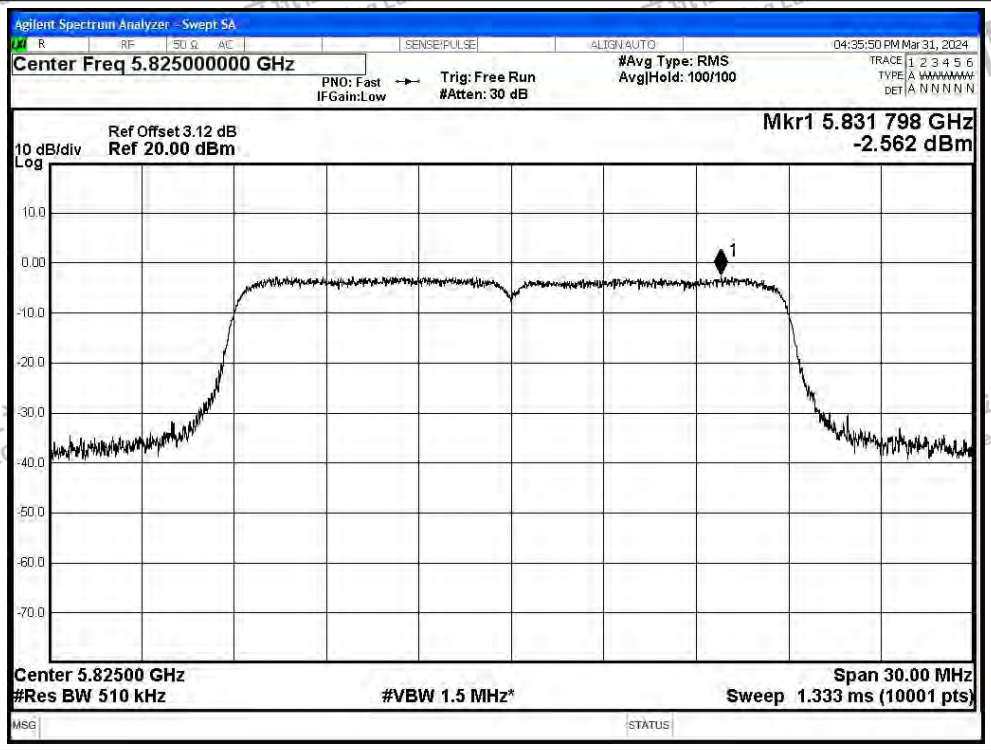

PSD NVNT ac40 5755MHz Ant1

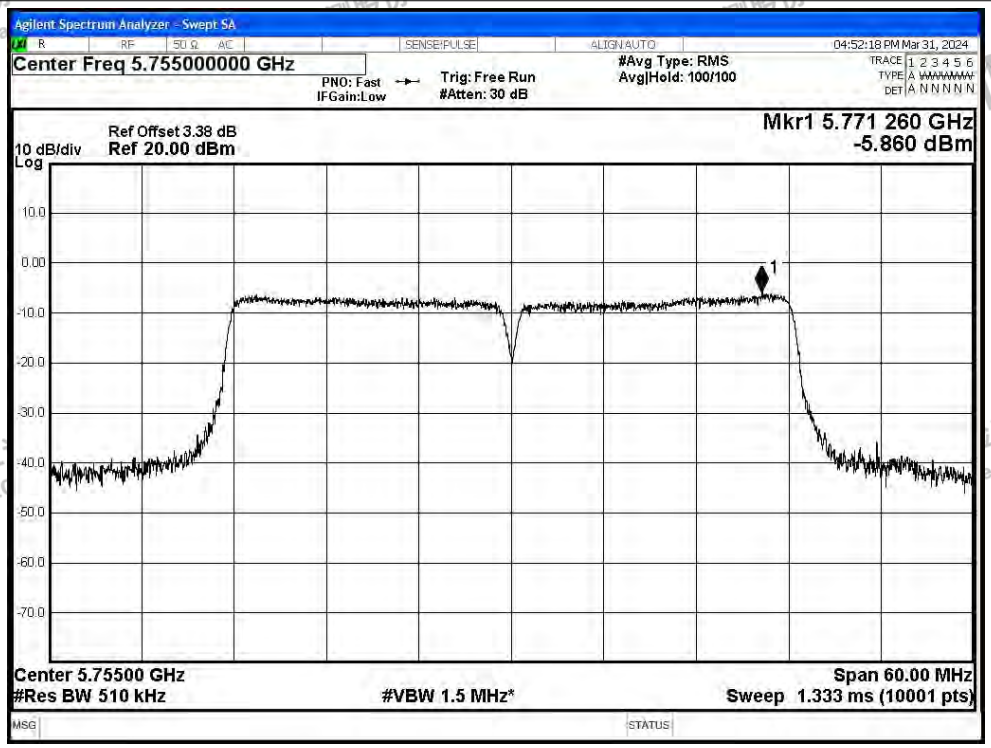

PSD NVNT ac40 5795MHz Ant1

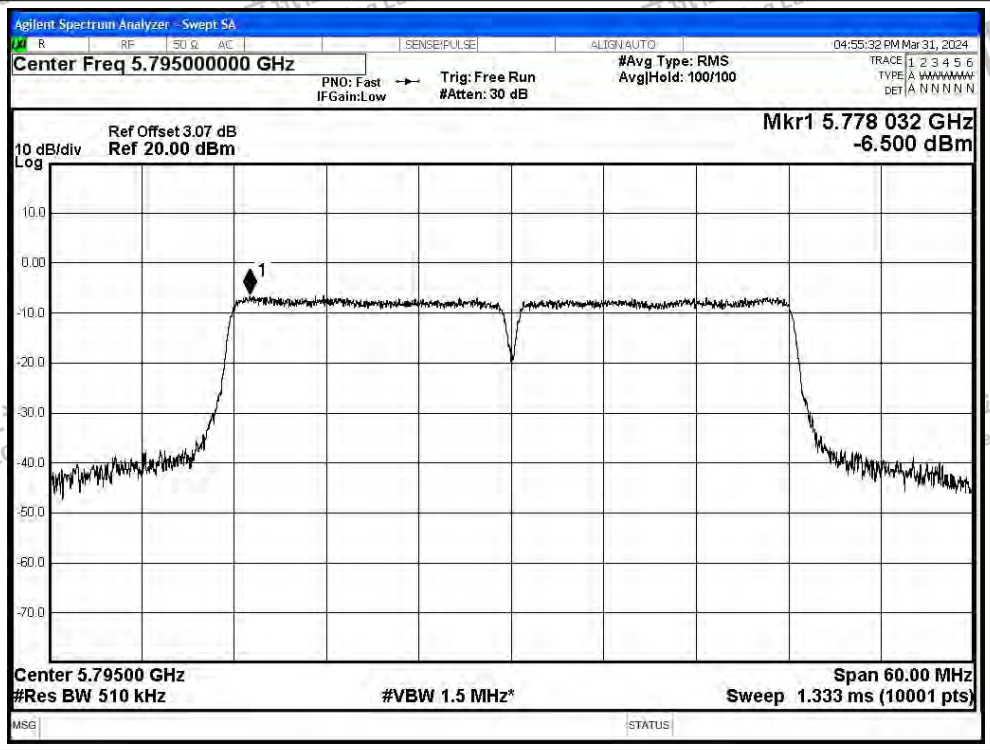

C.4 Restrict Band

Condition	Mode	Frequency (MHz)	Antenna	Spur Freq (MHz)	Power (dBm)	Gain (dBi)	Duty Factor (dB)	EIRP Power (dBm)	Detector	Limit (dBm)	Verdict
NVNT	a	5745	Ant1	5650	-50.08	2	-	-48.08	Peak	-27	Pass
NVNT	a	5745	Ant1	5650	-57.11	2	0.57	-54.54	Average	-27	Pass
NVNT	a	5745	Ant1	5700	-46.49	2	-	-44.49	Peak	10	Pass
NVNT	a	5745	Ant1	5700	-55.75	2	0.57	-53.18	Average	10	Pass
NVNT	a	5745	Ant1	5720	-35.86	2	-	-33.86	Peak	15.6	Pass
NVNT	a	5745	Ant1	5720	-47.47	2	0.57	-44.9	Average	15.6	Pass
NVNT	a	5745	Ant1	5725	-25.74	2	-	-23.74	Peak	27	Pass
NVNT	a	5745	Ant1	5725	-39.67	2	0.57	-37.1	Average	27	Pass
NVNT	a	5825	Ant1	5850	-36.53	2	-	-34.53	Peak	27	Pass
NVNT	a	5825	Ant1	5850	-49.69	2	0.6	-47.09	Average	27	Pass
NVNT	a	5825	Ant1	5855	-40.5	2	-	-38.5	Peak	15.6	Pass
NVNT	a	5825	Ant1	5855	-51.11	2	0.6	-48.51	Average	15.6	Pass
NVNT	a	5825	Ant1	5875	-47.94	2	-	-45.94	Peak	10	Pass
NVNT	a	5825	Ant1	5875	-55.83	2	0.6	-53.23	Average	10	Pass
NVNT	a	5825	Ant1	5925	-50.34	2	-	-48.34	Peak	-27	Pass
NVNT	a	5825	Ant1	5925	-56.81	2	0.6	-54.21	Average	-27	Pass
NVNT	n20	5745	Ant1	5650	-49.71	2	-	-47.71	Peak	-27	Pass
NVNT	n20	5745	Ant1	5650	-57.44	2	0.7	-54.74	Average	-27	Pass
NVNT	n20	5745	Ant1	5700	-46.34	2	-	-44.34	Peak	10	Pass
NVNT	n20	5745	Ant1	5700	-54.98	2	0.7	-52.28	Average	10	Pass
NVNT	n20	5745	Ant1	5720	-30.75	2	-	-28.75	Peak	15.6	Pass
NVNT	n20	5745	Ant1	5720	-46.61	2	0.7	-43.91	Average	15.6	Pass
NVNT	n20	5745	Ant1	5725	-28.81	2	-	-26.81	Peak	27	Pass
NVNT	n20	5745	Ant1	5725	-41.37	2	0.7	-38.67	Average	27	Pass
NVNT	n20	5825	Ant1	5850	-33.92	2	-	-31.92	Peak	27	Pass
NVNT	n20	5825	Ant1	5850	-45.73	2	0.7	-43.03	Average	27	Pass
NVNT	n20	5825	Ant1	5855	-38.33	2	-	-36.33	Peak	15.6	Pass
NVNT	n20	5825	Ant1	5855	-50.8	2	0.7	-48.1	Average	15.6	Pass
NVNT	n20	5825	Ant1	5875	-48.48	2	-	-46.48	Peak	10	Pass
NVNT	n20	5825	Ant1	5875	-56.79	2	0.7	-54.09	Average	10	Pass
NVNT	n20	5825	Ant1	5925	-49.67	2	-	-47.67	Peak	-27	Pass
NVNT	n20	5825	Ant1	5925	-57.03	2	0.7	-54.33	Average	-27	Pass
NVNT	n40	5755	Ant1	5650	-49.3	2	-	-47.3	Peak	-27	Pass
NVNT	n40	5755	Ant1	5650	-57.05	2	0.89	-54.16	Average	-27	Pass
NVNT	n40	5755	Ant1	5700	-43.9	2	-	-41.9	Peak	10	Pass
NVNT	n40	5755	Ant1	5700	-53.43	2	0.89	-50.54	Average	10	Pass

NVNT	n40	5755	Ant1	5720	-29.93	2	-	-27.93	Peak	15.6	Pass
NVNT	n40	5755	Ant1	5720	-43.24	2	0.89	-40.35	Average	15.6	Pass
NVNT	n40	5755	Ant1	5725	-26.63	2	-	-24.63	Peak	27	Pass
NVNT	n40	5755	Ant1	5725	-41.66	2	0.89	-38.77	Average	27	Pass
NVNT	n40	5795	Ant1	5850	-45.22	2	-	-43.22	Peak	27	Pass
NVNT	n40	5795	Ant1	5850	-55.31	2	1.14	-52.17	Average	27	Pass
NVNT	n40	5795	Ant1	5855	-46.9	2	-	-44.9	Peak	15.6	Pass
NVNT	n40	5795	Ant1	5855	-55.88	2	1.14	-52.74	Average	15.6	Pass
NVNT	n40	5795	Ant1	5875	-49.09	2	-	-47.09	Peak	10	Pass
NVNT	n40	5795	Ant1	5875	-57.33	2	1.14	-54.19	Average	10	Pass
NVNT	n40	5795	Ant1	5925	-50.1	2	-	-48.1	Peak	-27	Pass
NVNT	n40	5795	Ant1	5925	-57.65	2	1.14	-54.51	Average	-27	Pass
NVNT	ac20	5745	Ant1	5650	-48.36	2	-	-46.36	Peak	-27	Pass
NVNT	ac20	5745	Ant1	5650	-57.69	2	0.65	-55.04	Average	-27	Pass
NVNT	ac20	5745	Ant1	5700	-46.76	2	-	-44.76	Peak	10	Pass
NVNT	ac20	5745	Ant1	5700	-55.27	2	0.65	-52.62	Average	10	Pass
NVNT	ac20	5745	Ant1	5720	-31.93	2	-	-29.93	Peak	15.6	Pass
NVNT	ac20	5745	Ant1	5720	-46.51	2	0.65	-43.86	Average	15.6	Pass
NVNT	ac20	5745	Ant1	5725	-24.99	2	-	-22.99	Peak	27	Pass
NVNT	ac20	5745	Ant1	5725	-41.4	2	0.65	-38.75	Average	27	Pass
NVNT	ac20	5825	Ant1	5850	-35.55	2	-	-33.55	Peak	27	Pass
NVNT	ac20	5825	Ant1	5850	-48.61	2	0.69	-45.92	Average	27	Pass
NVNT	ac20	5825	Ant1	5855	-42.56	2	-	-40.56	Peak	15.6	Pass
NVNT	ac20	5825	Ant1	5855	-51.99	2	0.69	-49.3	Average	15.6	Pass
NVNT	ac20	5825	Ant1	5875	-48.8	2	-	-46.8	Peak	10	Pass
NVNT	ac20	5825	Ant1	5875	-56.29	2	0.69	-53.6	Average	10	Pass
NVNT	ac20	5825	Ant1	5925	-49.16	2	-	-47.16	Peak	-27	Pass
NVNT	ac20	5825	Ant1	5925	-57.2	2	0.69	-54.51	Average	-27	Pass
NVNT	ac40	5755	Ant1	5650	-50.34	2	-	-48.34	Peak	-27	Pass
NVNT	ac40	5755	Ant1	5650	-57.02	2	0.91	-54.11	Average	-27	Pass
NVNT	ac40	5755	Ant1	5700	-42.41	2	-	-40.41	Peak	10	Pass
NVNT	ac40	5755	Ant1	5700	-53.43	2	0.91	-50.52	Average	10	Pass
NVNT	ac40	5755	Ant1	5720	-21.38	2	-	-19.38	Peak	15.6	Pass
NVNT	ac40	5755	Ant1	5720	-43.42	2	0.91	-40.51	Average	15.6	Pass
NVNT	ac40	5755	Ant1	5725	-23.77	2	-	-21.77	Peak	27	Pass
NVNT	ac40	5755	Ant1	5725	-43.3	2	0.91	-40.39	Average	27	Pass
NVNT	ac40	5795	Ant1	5850	-45.21	2	-	-43.21	Peak	27	Pass
NVNT	ac40	5795	Ant1	5850	-55.66	2	0.88	-52.78	Average	27	Pass
NVNT	ac40	5795	Ant1	5855	-48	2	-	-46	Peak	15.6	Pass
NVNT	ac40	5795	Ant1	5855	-55.79	2	0.88	-52.91	Average	15.6	Pass
NVNT	ac40	5795	Ant1	5875	-49.21	2	-	-47.21	Peak	10	Pass

NVNT	ac40	5795	Ant1	5875	-57.41	2	0.88	-54.53	Average	10	Pass
NVNT	ac40	5795	Ant1	5925	-50.22	2	-	-48.22	Peak	-27	Pass
NVNT	ac40	5795	Ant1	5925	-57.54	2	0.88	-54.66	Average	-27	Pass

Test Graphs

Restrict Band NVNT a 5745MHz Ant1 Peak

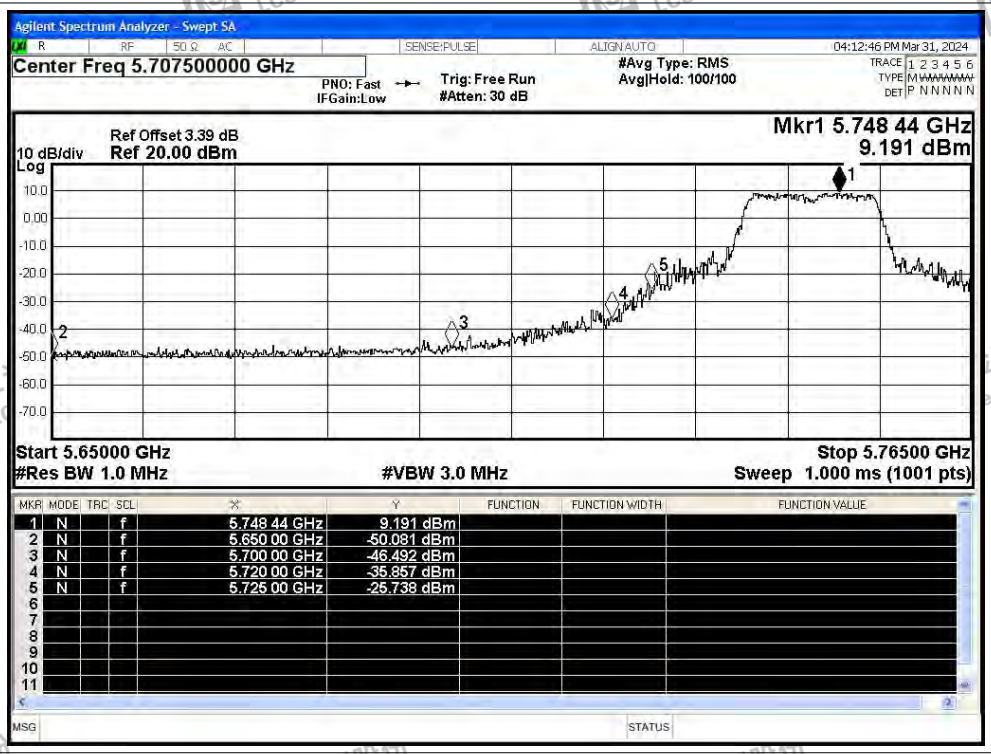

Restrict Band NVNT a 5745MHz Ant1 Average

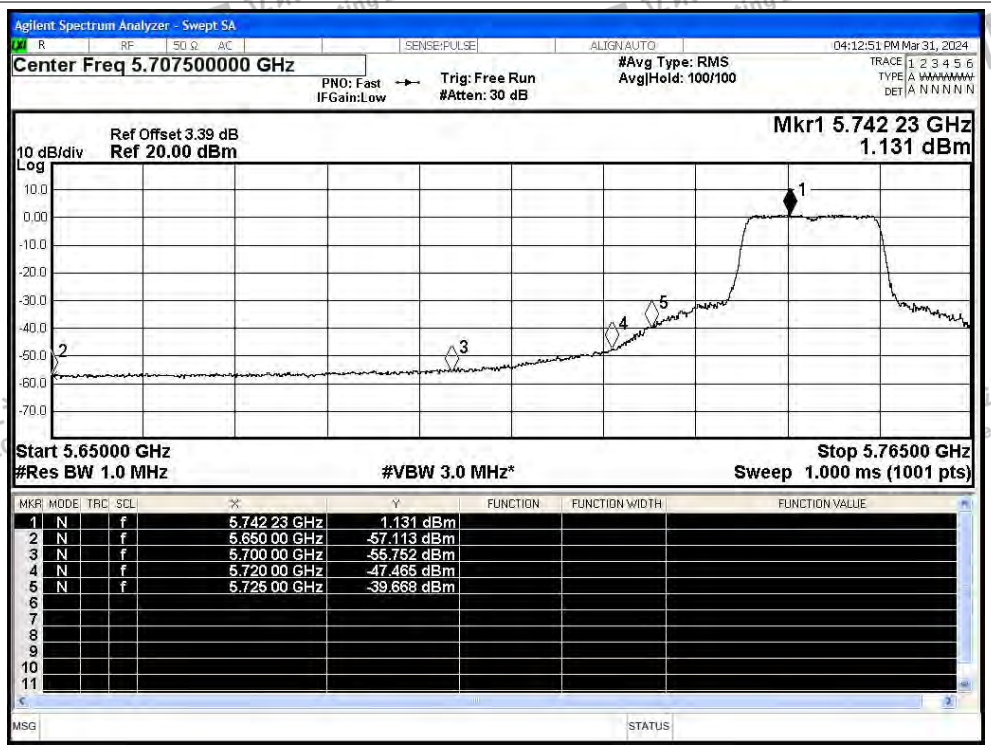

Restrict Band NVNT a 5825MHz Ant1 Peak

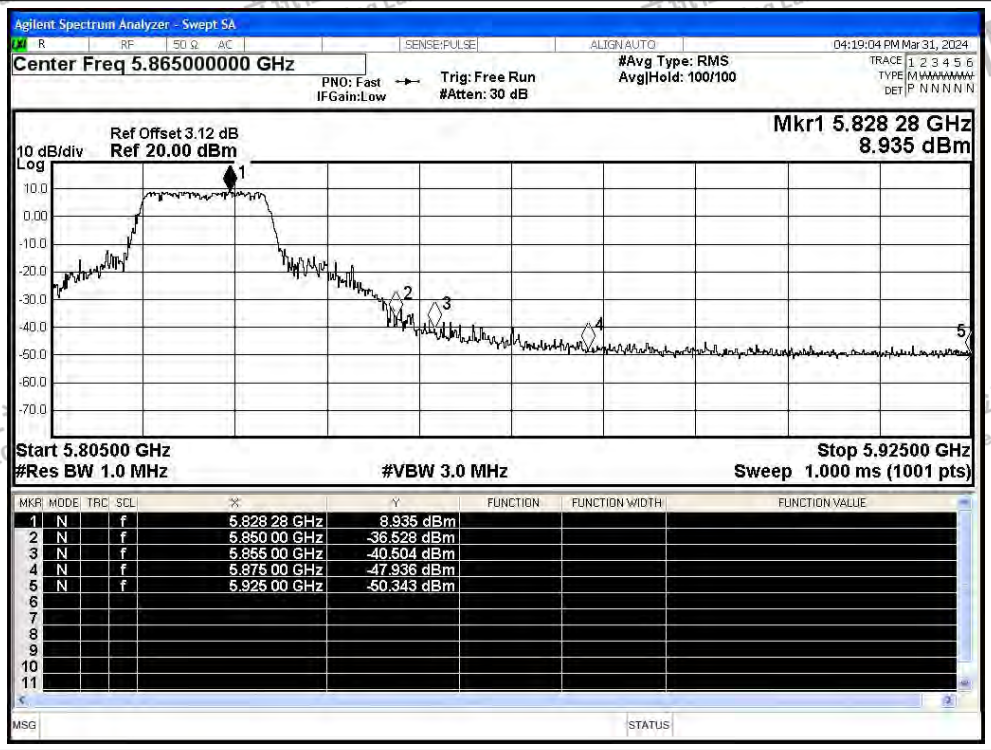

Restrict Band NVNT a 5825MHz Ant1 Average

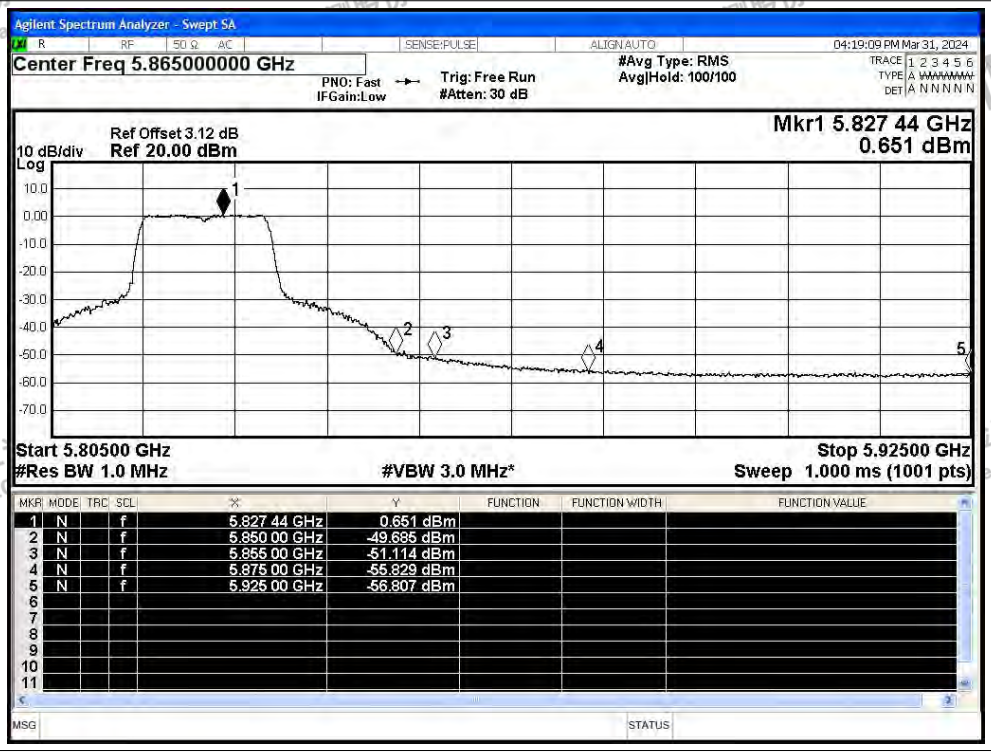

Restrict Band NVNT n20 5745MHz Ant1 Peak

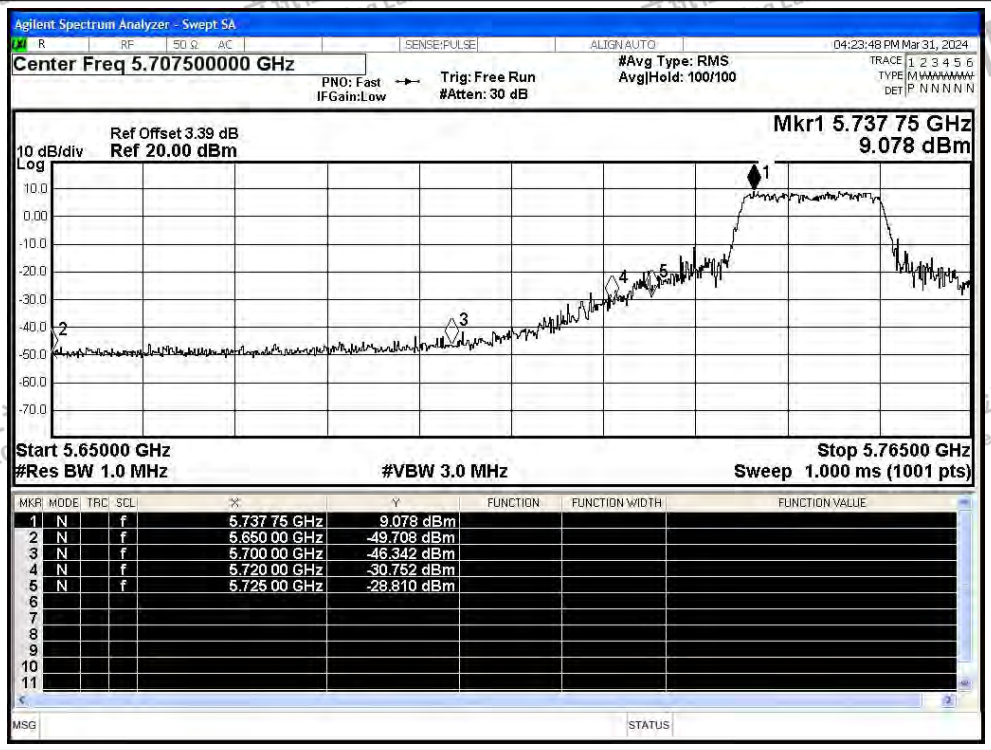

Restrict Band NVNT n20 5745MHz Ant1 Average

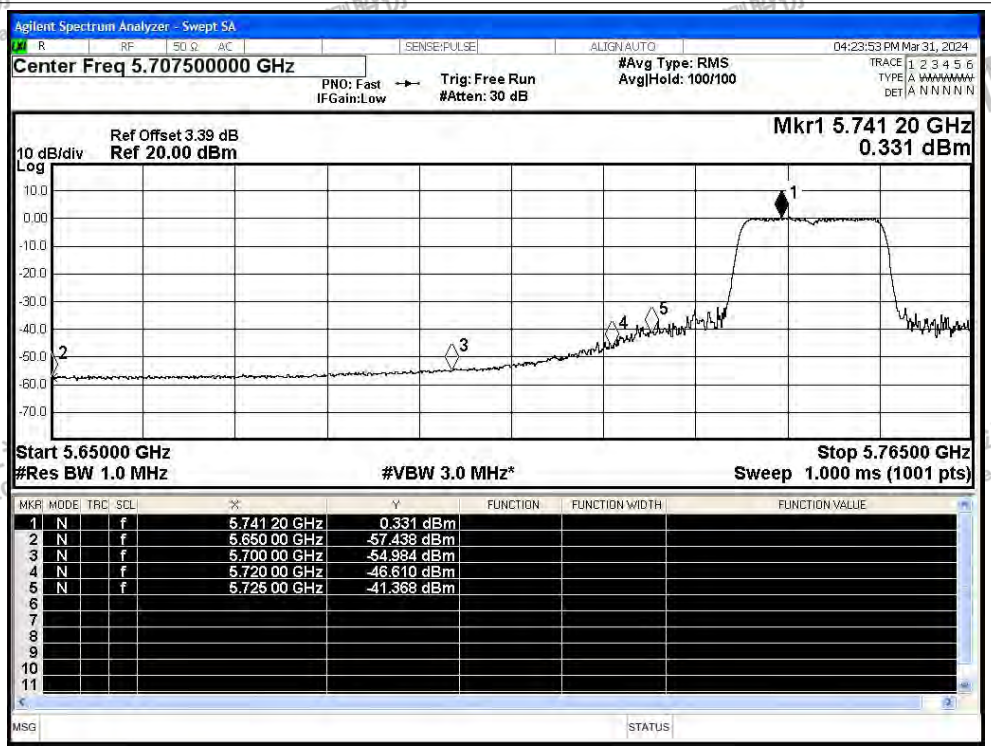

Restrict Band NVNT n20 5825MHz Ant1 Peak

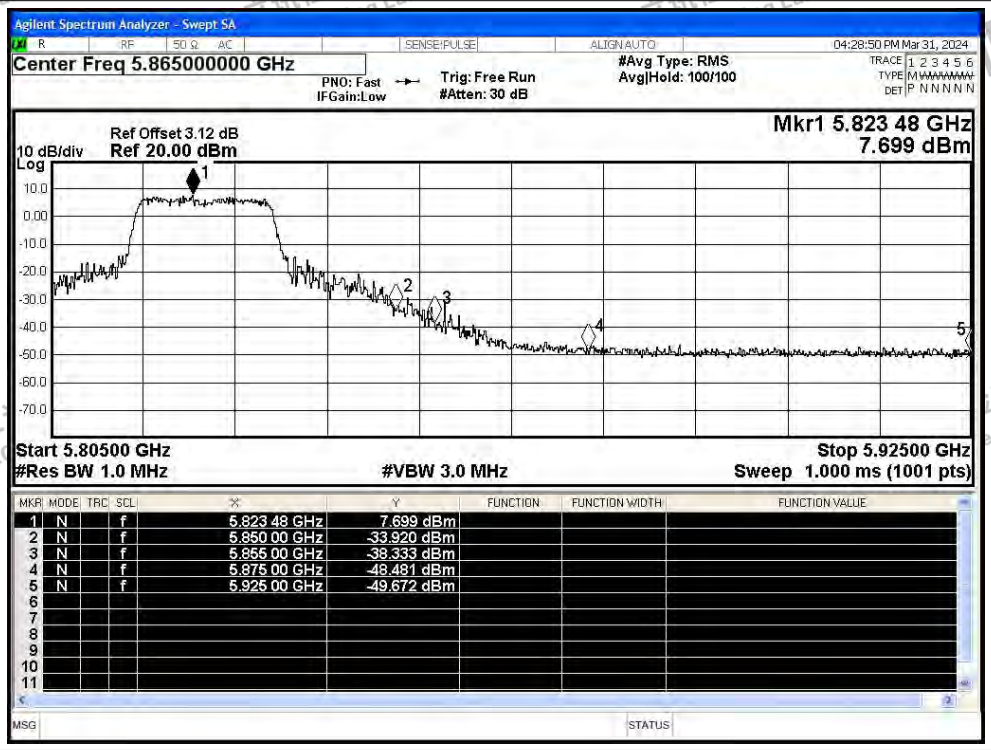

Restrict Band NVNT n20 5825MHz Ant1 Average

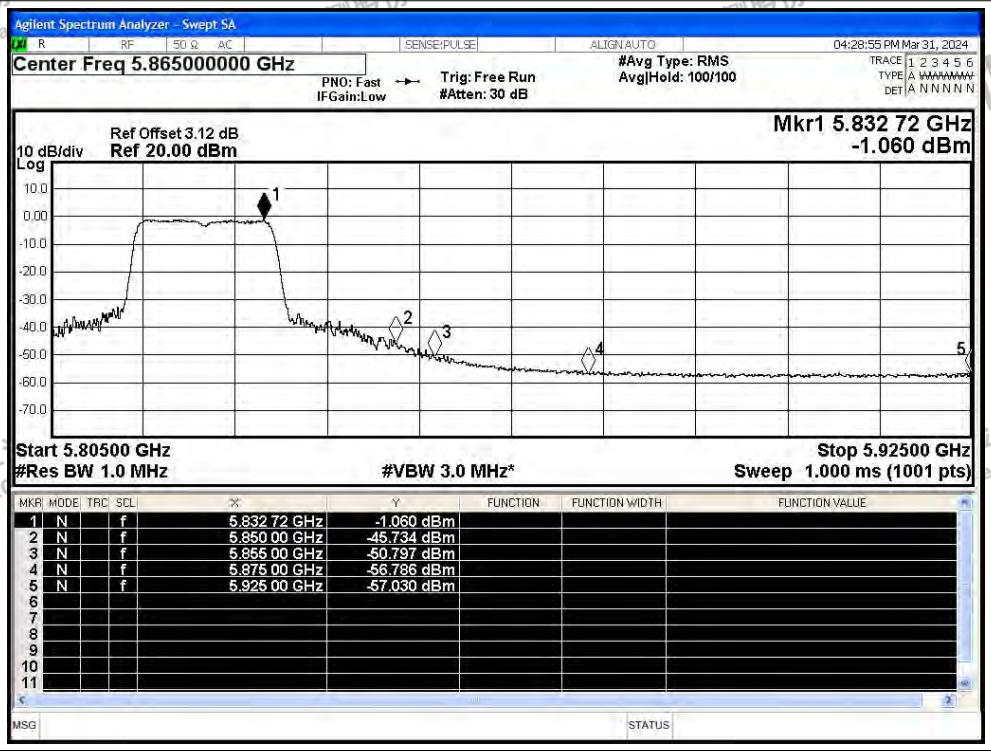

Restrict Band NVNT n40 5755MHz Ant1 Peak

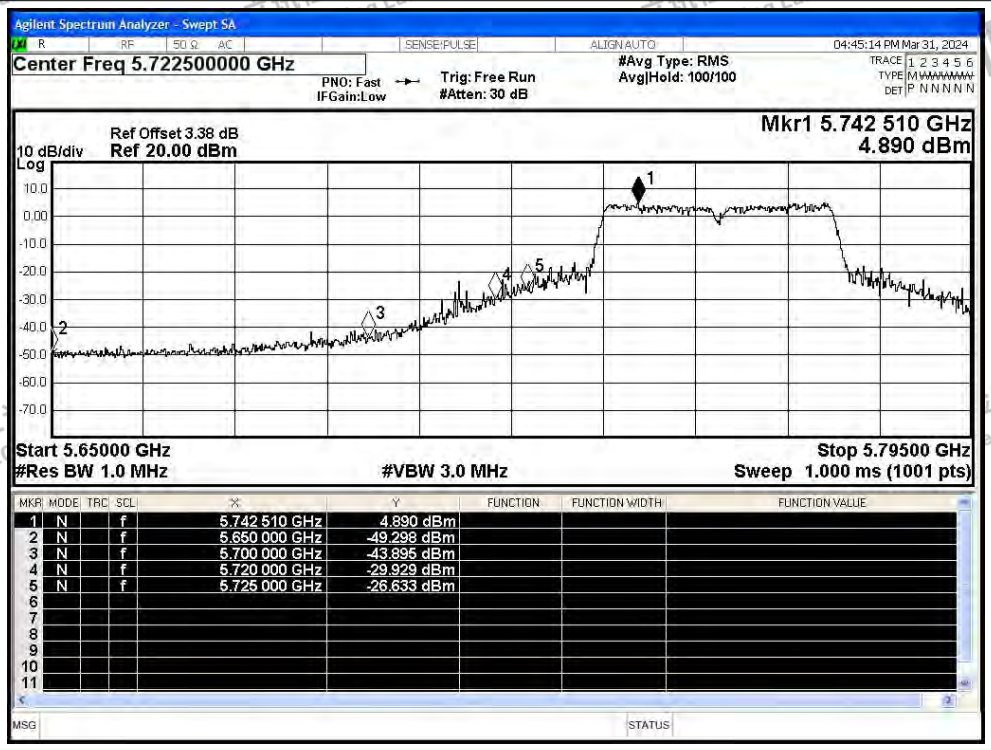

Restrict Band NVNT n40 5755MHz Ant1 Average

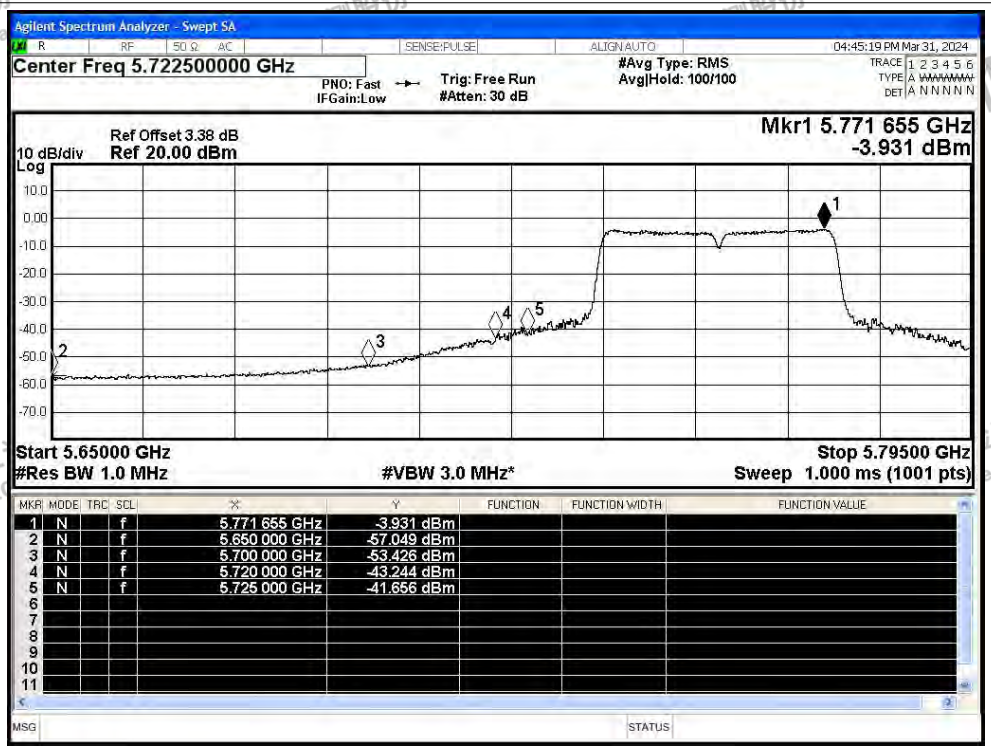

Restrict Band NVNT n40 5795MHz Ant1 Peak

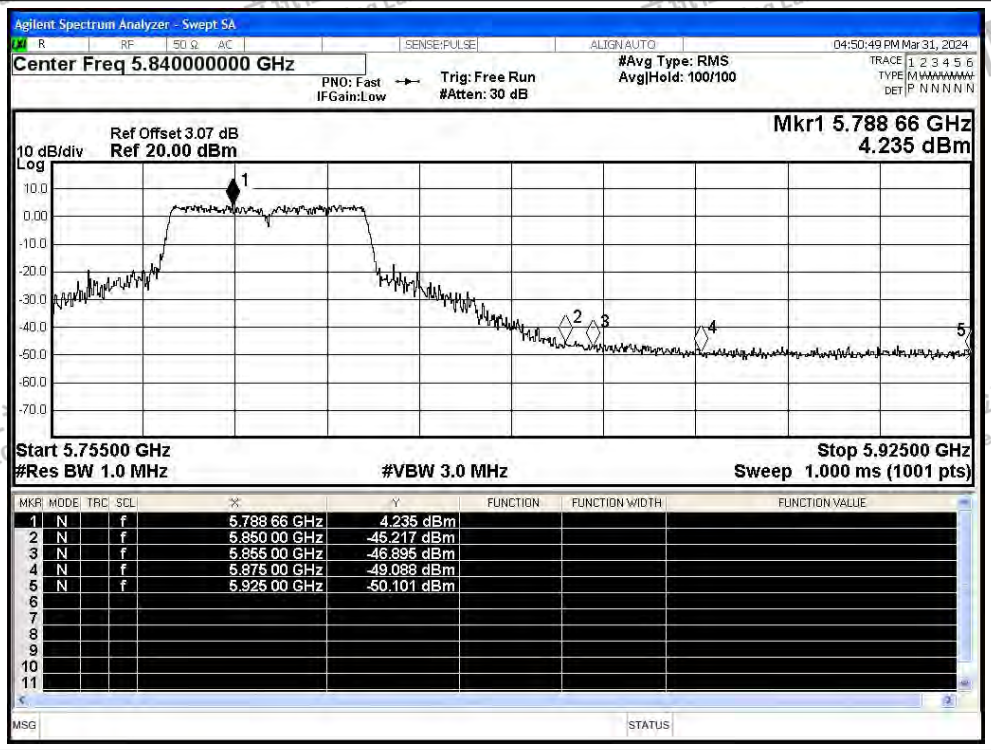

Restrict Band NVNT n40 5795MHz Ant1 Average

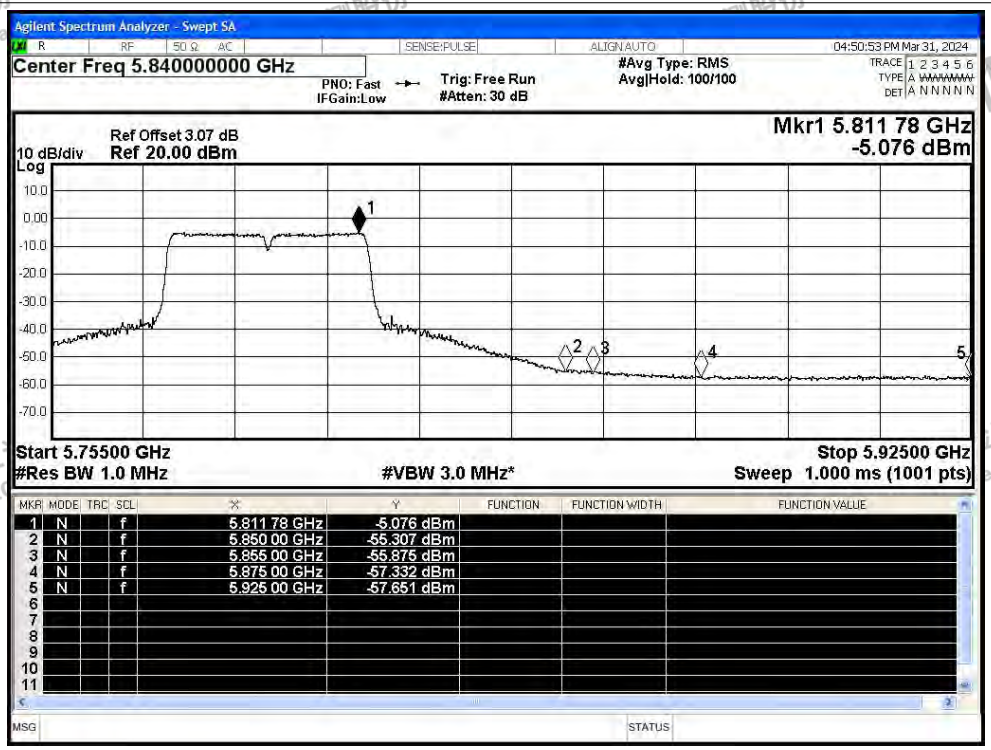

Restrict Band NVNT ac20 5745MHz Ant1 Peak

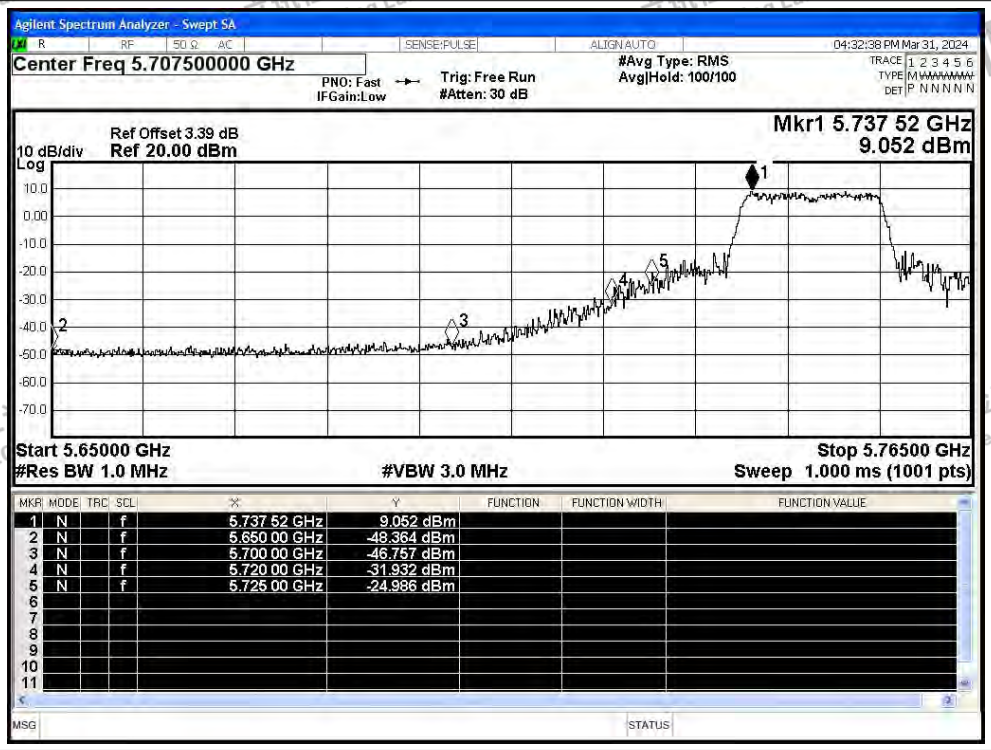

Restrict Band NVNT ac20 5745MHz Ant1 Average

Restrict Band NVNT ac20 5825MHz Ant1 Peak

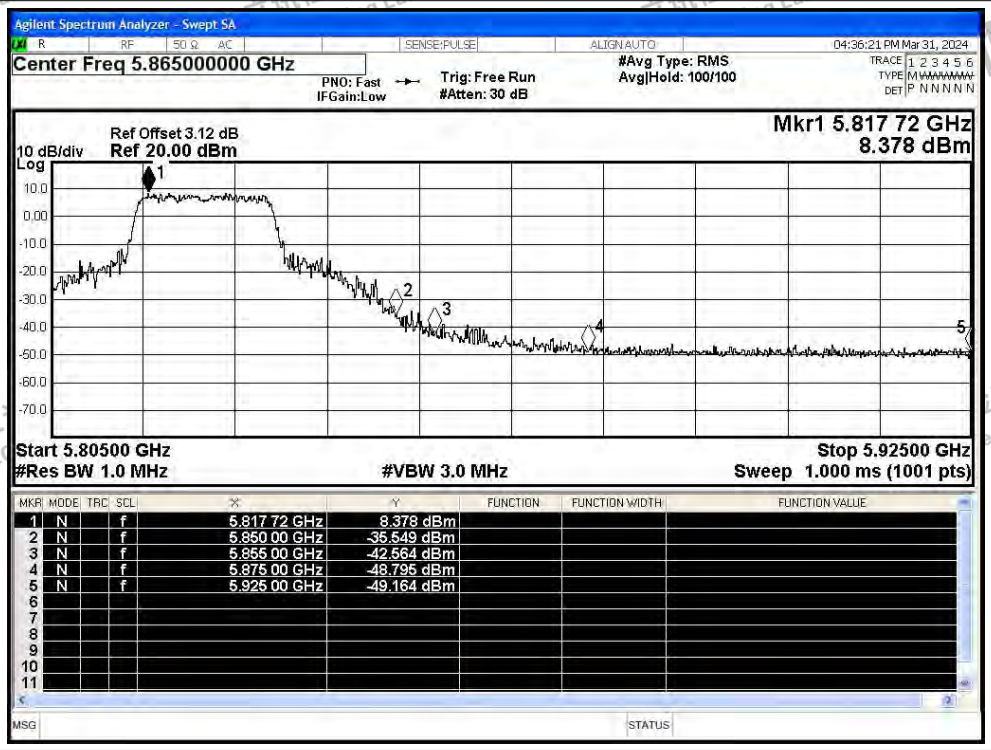

Restrict Band NVNT ac20 5825MHz Ant1 Average

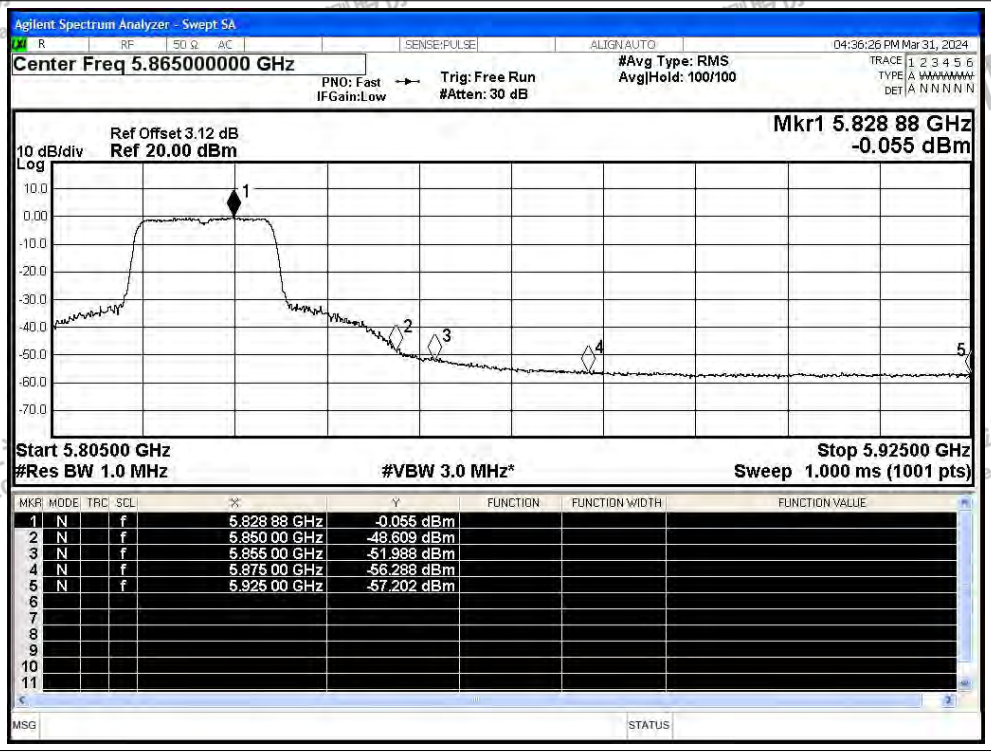

Restrict Band NVNT ac40 5755MHz Ant1 Peak

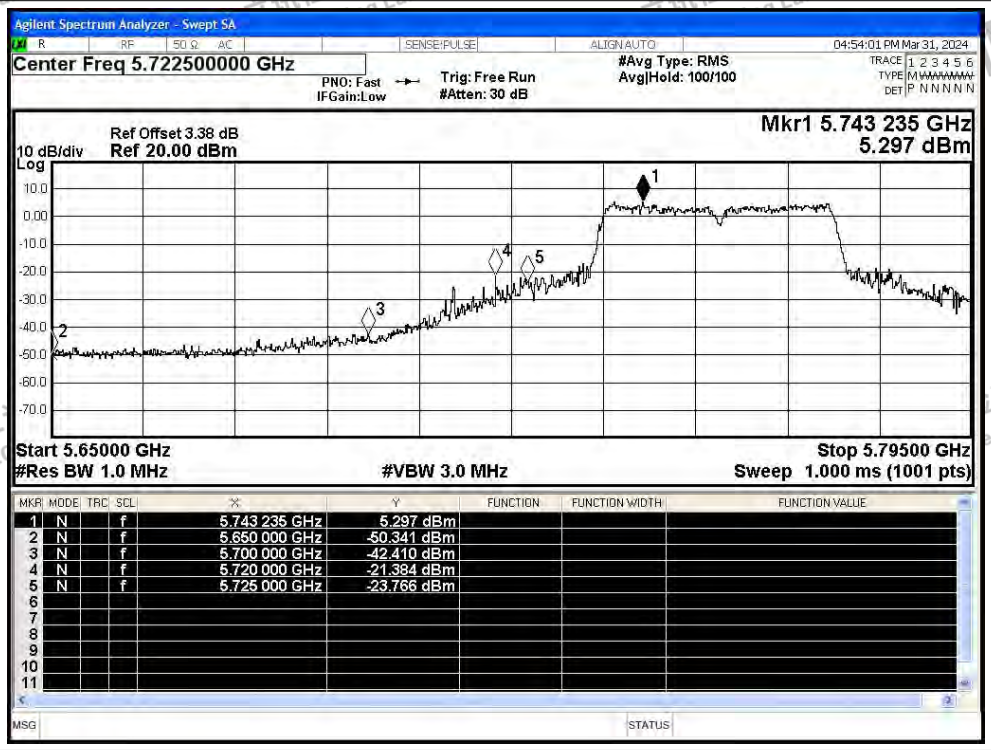

Restrict Band NVNT ac40 5755MHz Ant1 Average

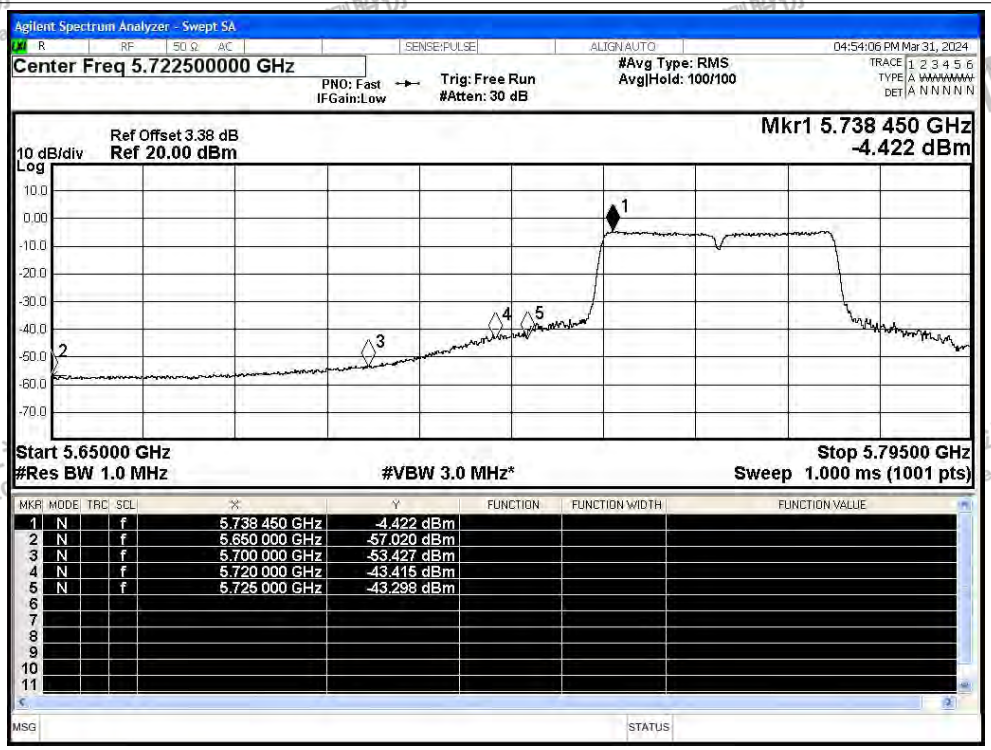

Restrict Band NVNT ac40 5795MHz Ant1 Peak

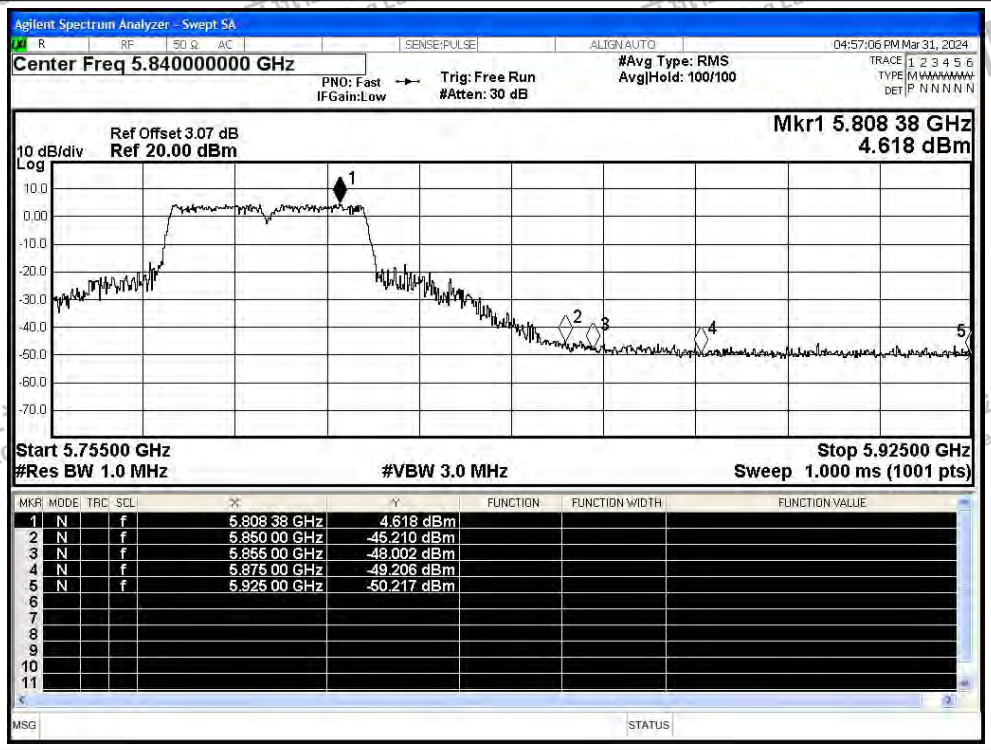

Restrict Band NVNT ac40 5795MHz Ant1 Average

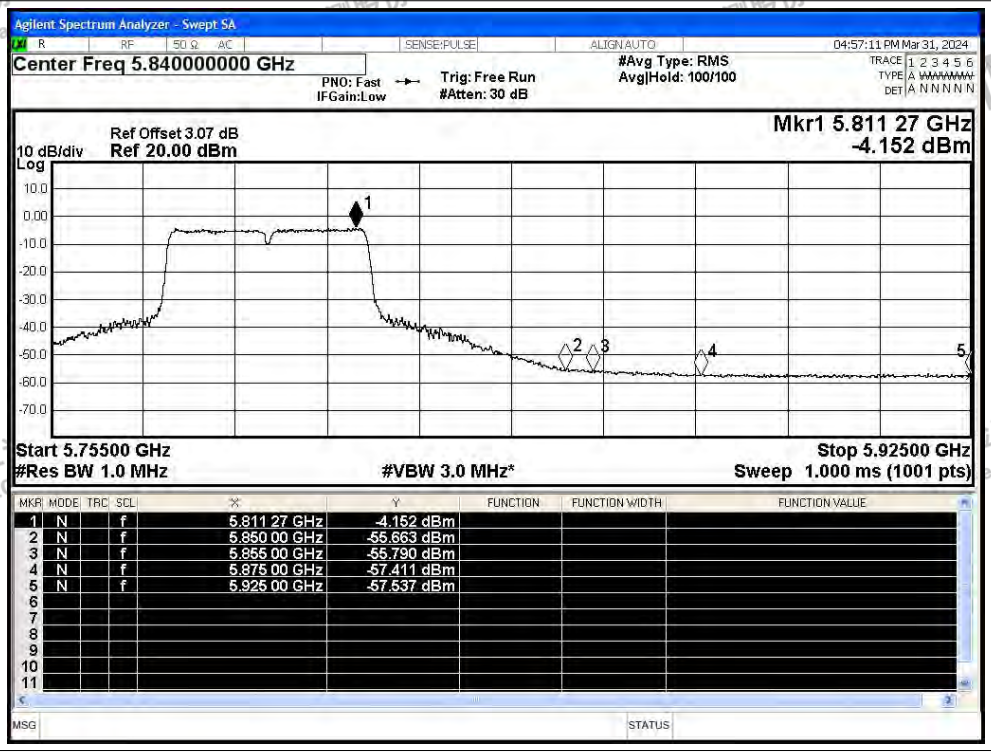

C.5 Frequency Stability

Condition	Mode	Frequency (MHz)	Antenna	Measured Frequency (MHz)	Frequency Error (Hz)	Deviation (ppm)	Limit (ppm)	Verdict
NVNT	ac20	5745	Ant1	5744.96	-40000	-6.96	25	Pass
NVNT	ac20	5785	Ant1	5784.96	-40000	-6.91	25	Pass
NVNT	ac20	5825	Ant1	5824.96	-40000	-6.87	25	Pass
NVNT	ac40	5755	Ant1	5754.96	-40000	-6.95	25	Pass
NVNT	ac40	5795	Ant1	5795	0	0	25	Pass

Test Graphs

Freq. Stability NVNT ac20 5745MHz Ant1

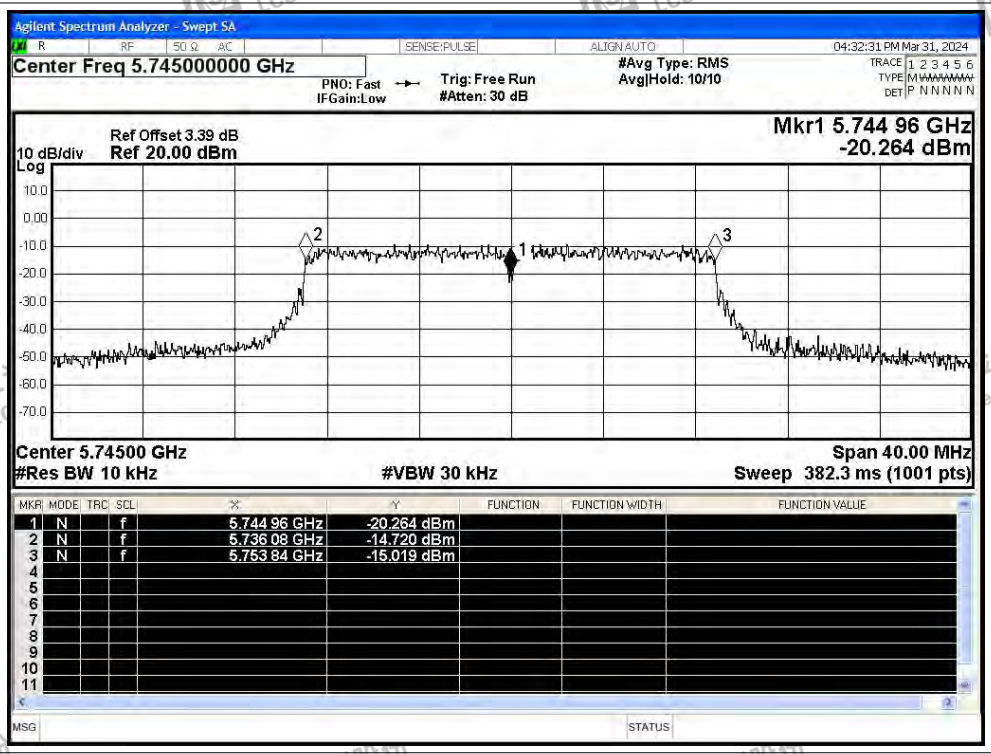

Freq. Stability NVNT ac20 5785MHz Ant1

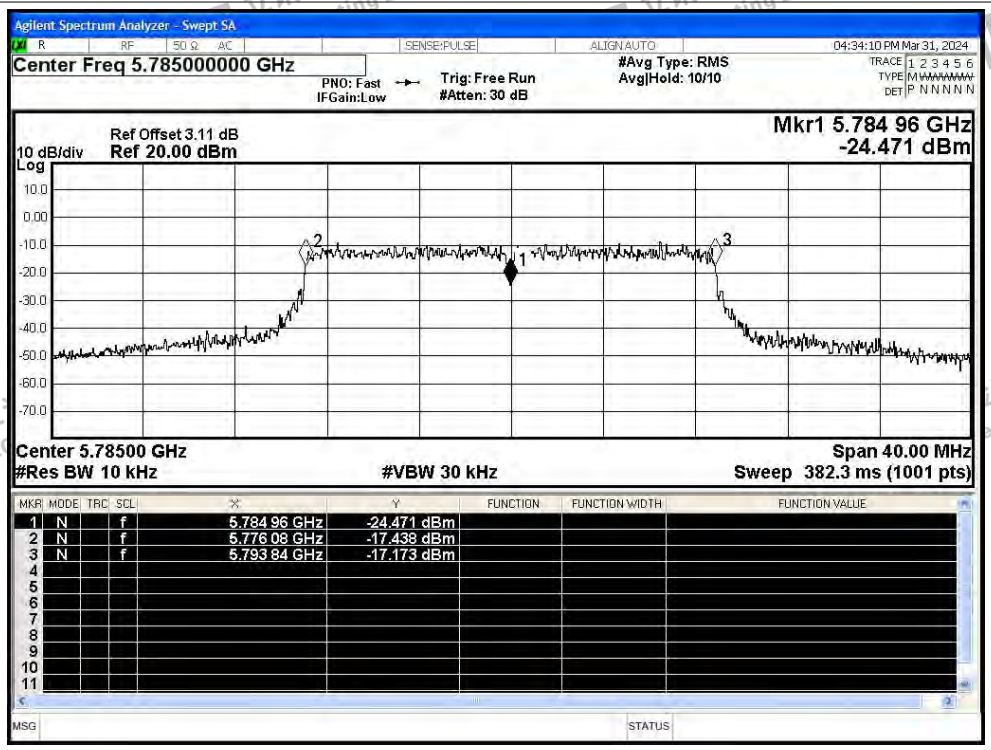

Freq. Stability NVNT ac20 5825MHz Ant1

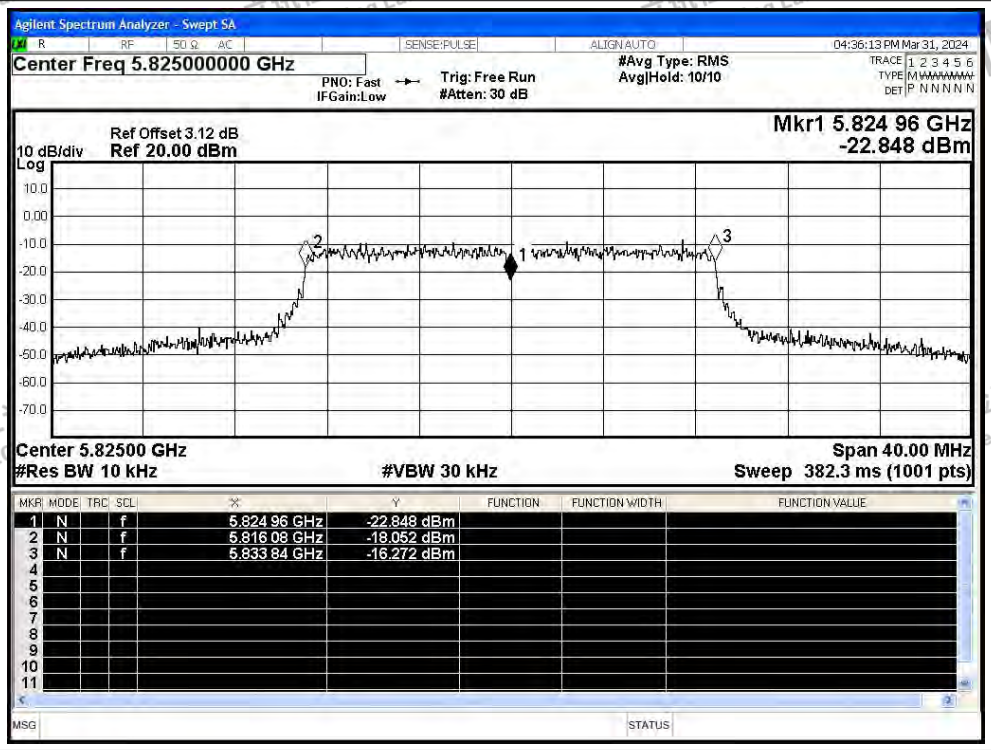

Freq. Stability NVNT ac40 5755MHz Ant1

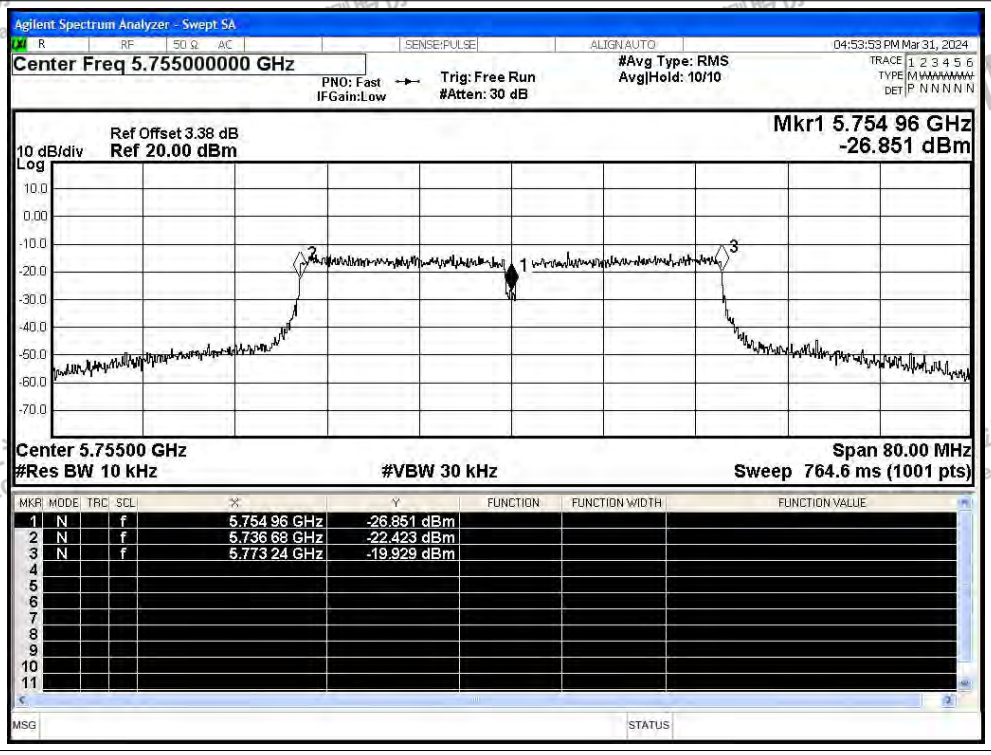

Freq. Stability NVNT ac40 5795MHz Ant1

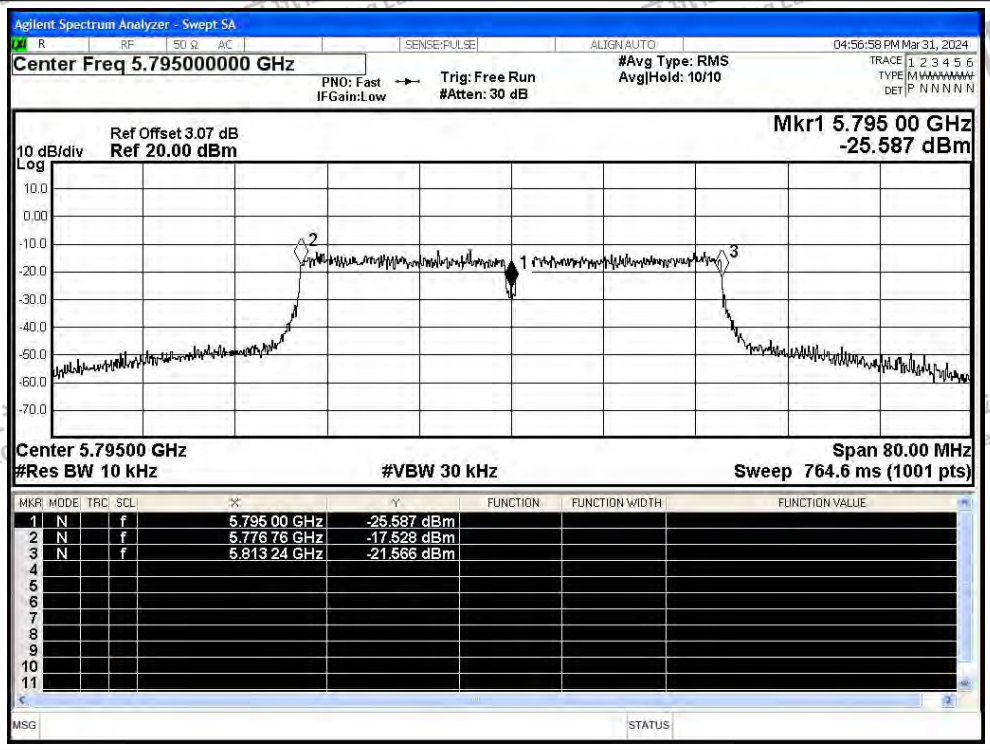

C.6 Duty Cycle

Condition	Mode	Frequency (MHz)	Antenna	Duty Cycle (%)	Correction Factor (dB)	1/T (kHz)
NVNT	a	5745	Ant1	87.71	0.57	0.92
NVNT	a	5785	Ant1	87.08	0.6	0.92
NVNT	a	5825	Ant1	87.08	0.6	0.92
NVNT	n20	5745	Ant1	85.19	0.7	1.08
NVNT	n20	5785	Ant1	85.81	0.66	1.08
NVNT	n20	5825	Ant1	85.1	0.7	1.08
NVNT	n40	5755	Ant1	81.43	0.89	0.9
NVNT	n40	5795	Ant1	76.91	1.14	0.9
NVNT	ac20	5745	Ant1	86.04	0.65	1.07
NVNT	ac20	5785	Ant1	85.95	0.66	1.07
NVNT	ac20	5825	Ant1	85.25	0.69	1.07
NVNT	ac40	5755	Ant1	81.06	0.91	0.9
NVNT	ac40	5795	Ant1	81.6	0.88	0.9

Test Graphs

Duty Cycle NVNT a 5745MHz Ant1

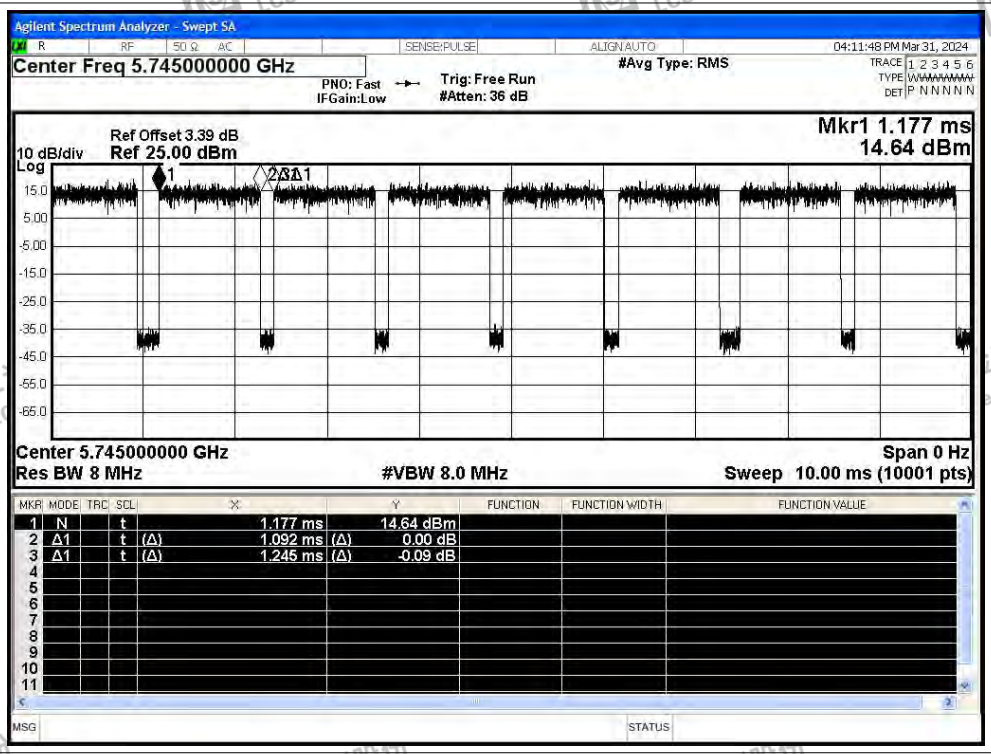

Duty Cycle NVNT a 5785MHz Ant1

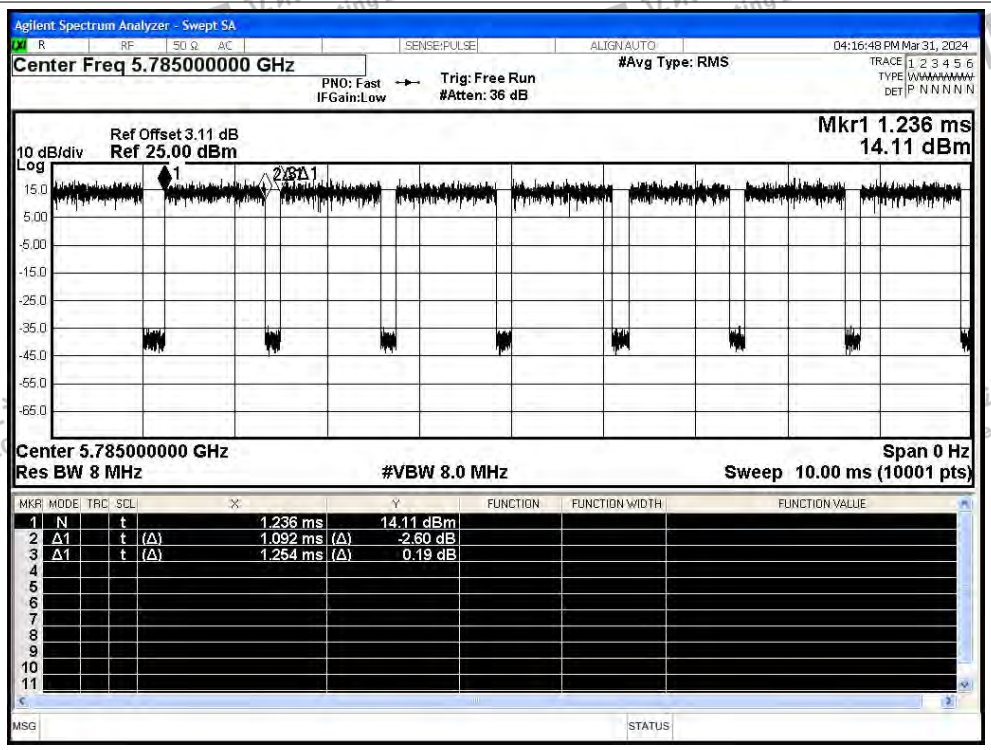

Duty Cycle NVNT a 5825MHz Ant1

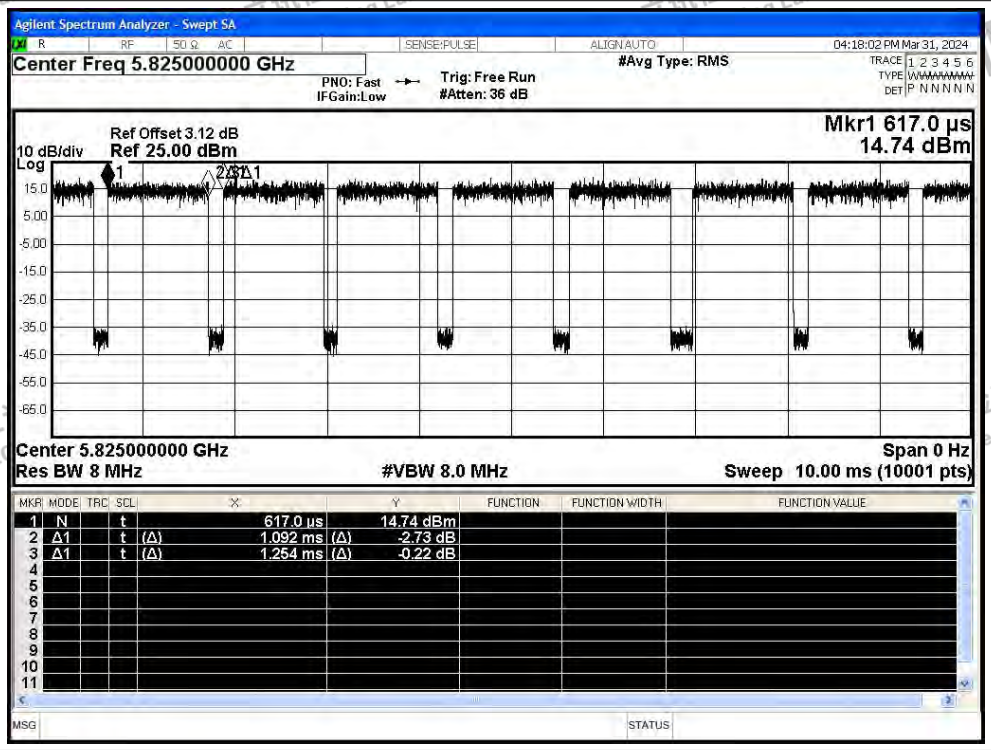

Duty Cycle NVNT n20 5745MHz Ant1

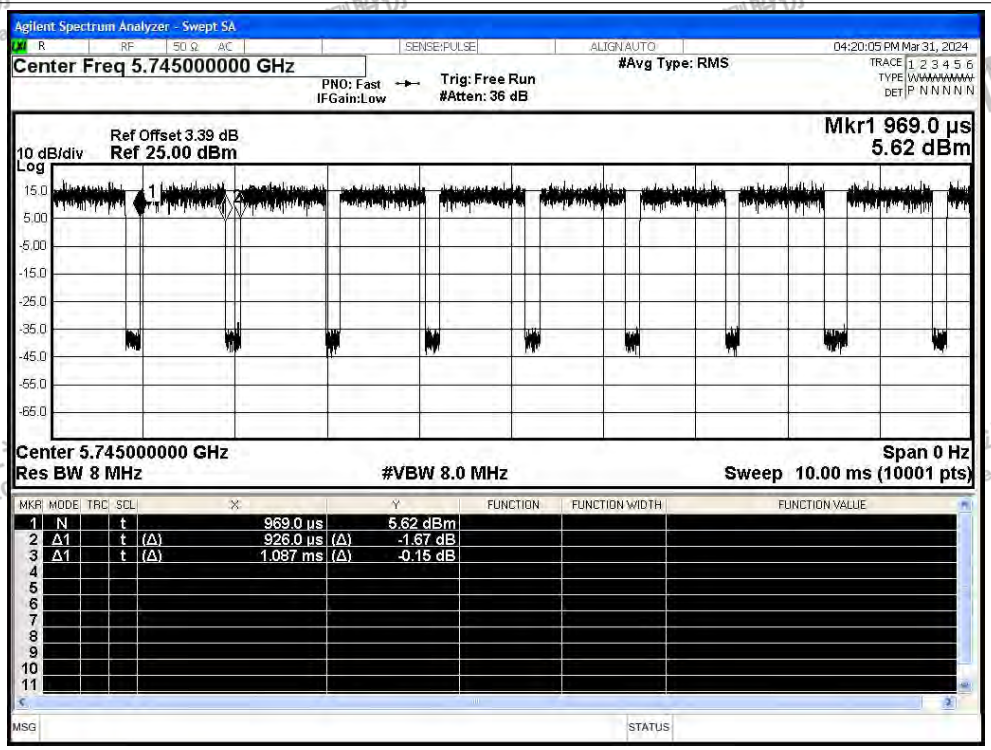

Duty Cycle NVNT n20 5785MHz Ant1

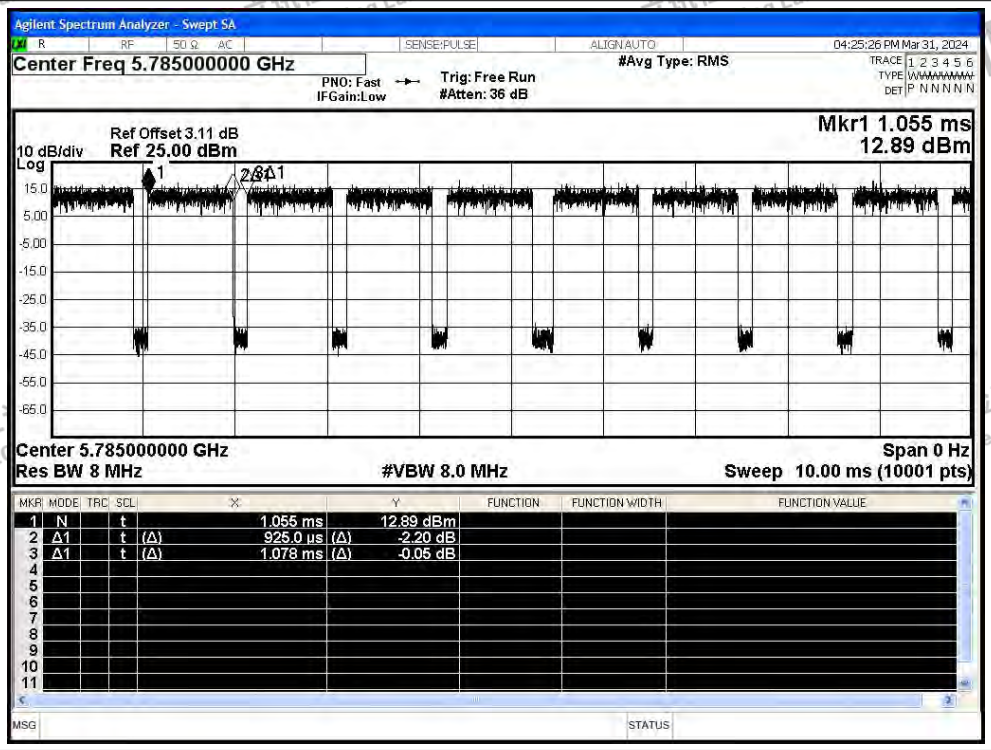

Duty Cycle NVNT n20 5825MHz Ant1

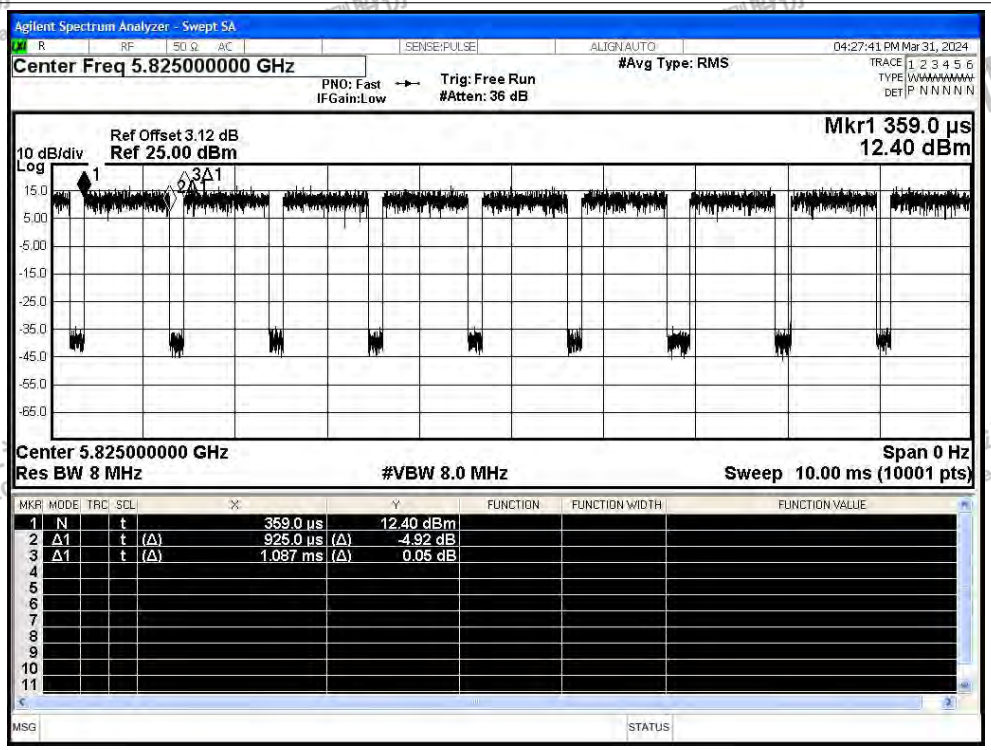

Duty Cycle NVNT n40 5755MHz Ant1

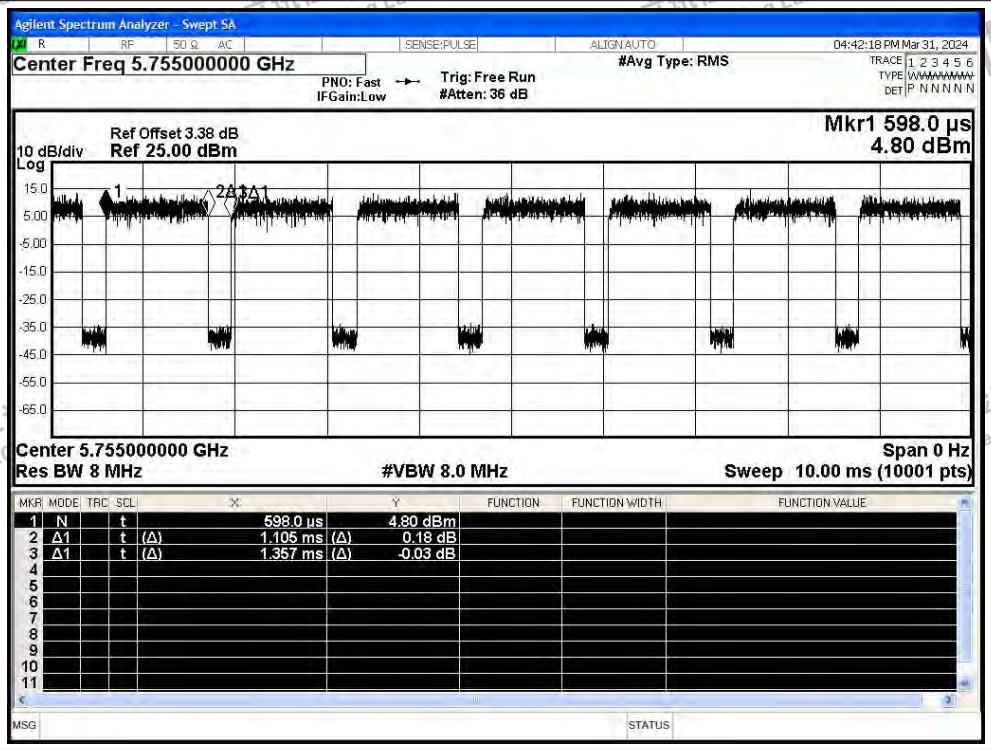

Duty Cycle NVNT n40 5795MHz Ant1

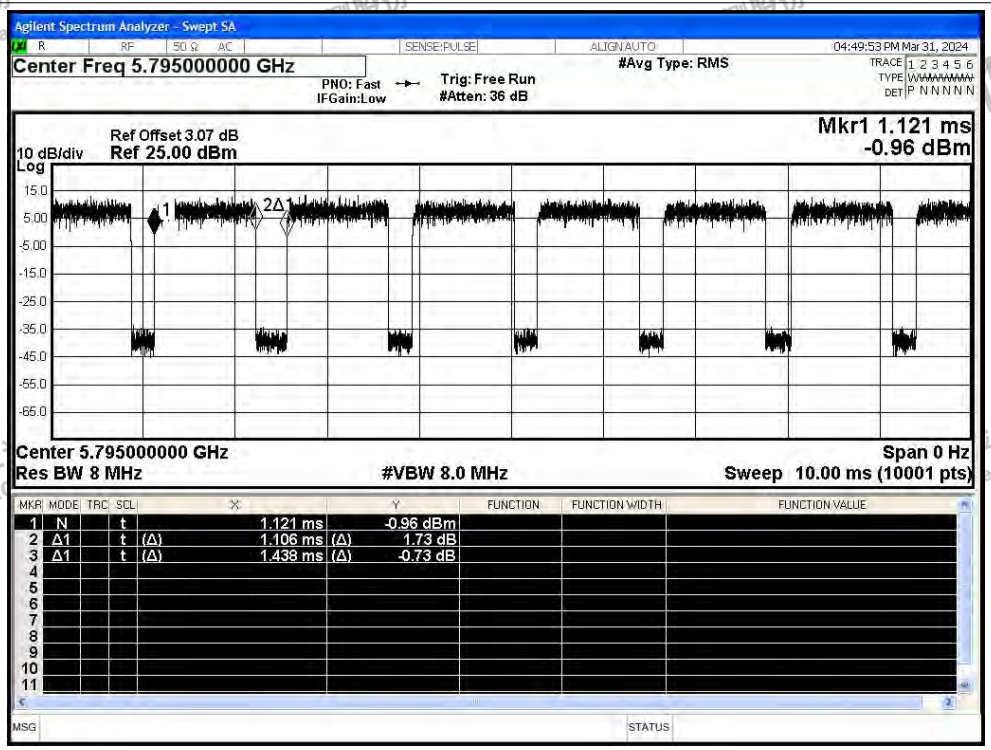

Duty Cycle NVNT ac20 5745MHz Ant1

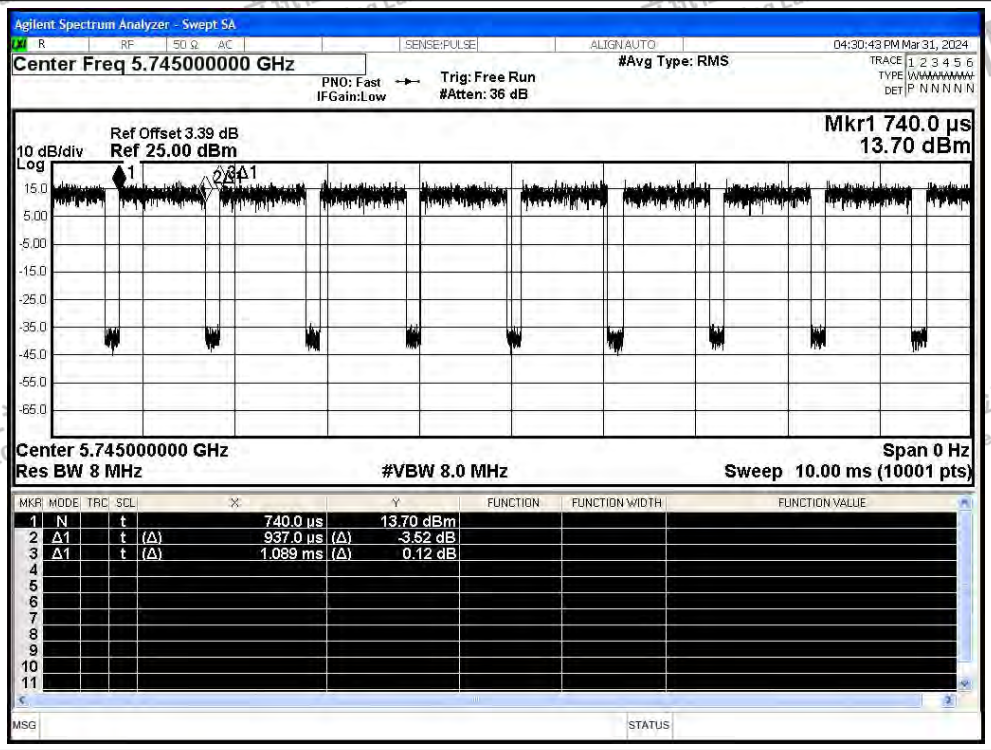

Duty Cycle NVNT ac20 5785MHz Ant1

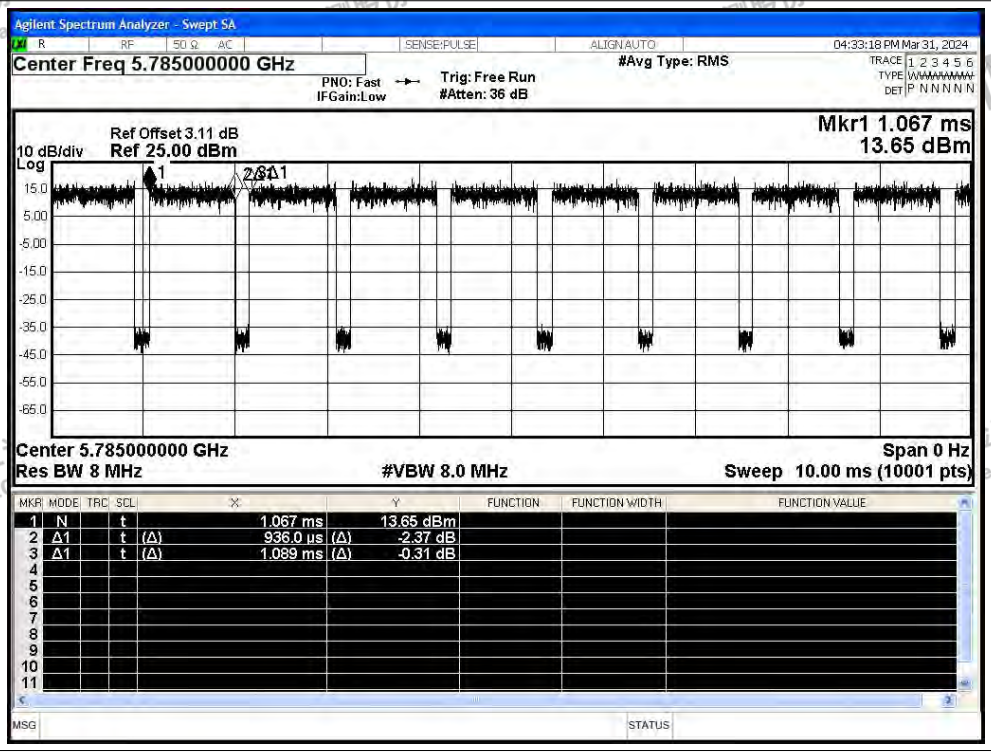

Duty Cycle NVNT ac20 5825MHz Ant1

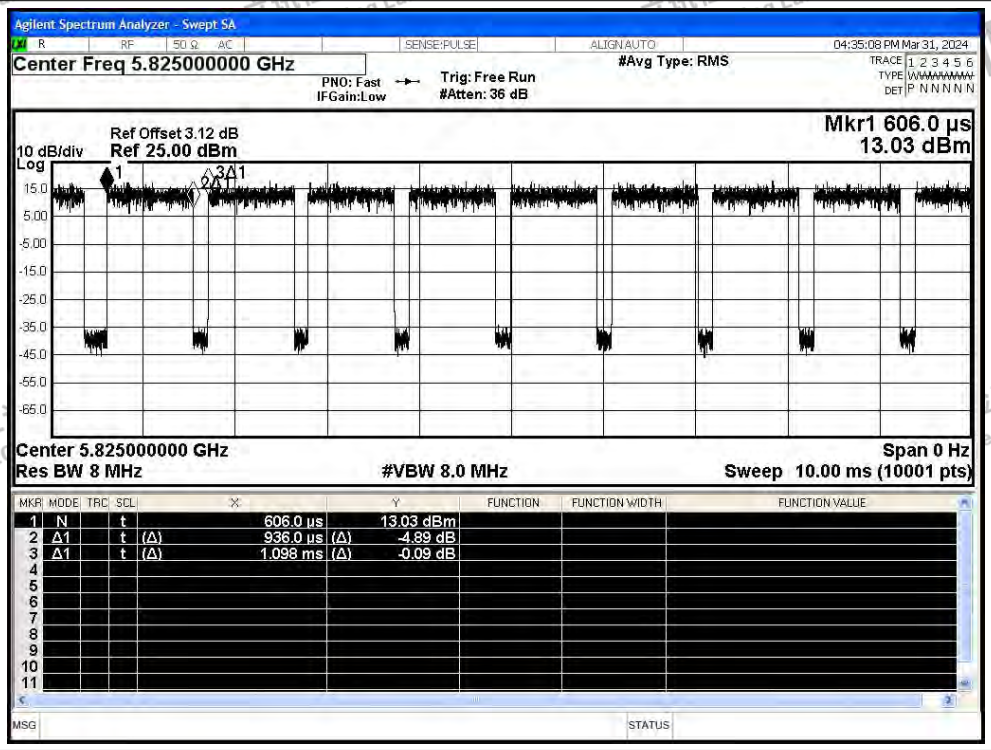

Duty Cycle NVNT ac40 5755MHz Ant1

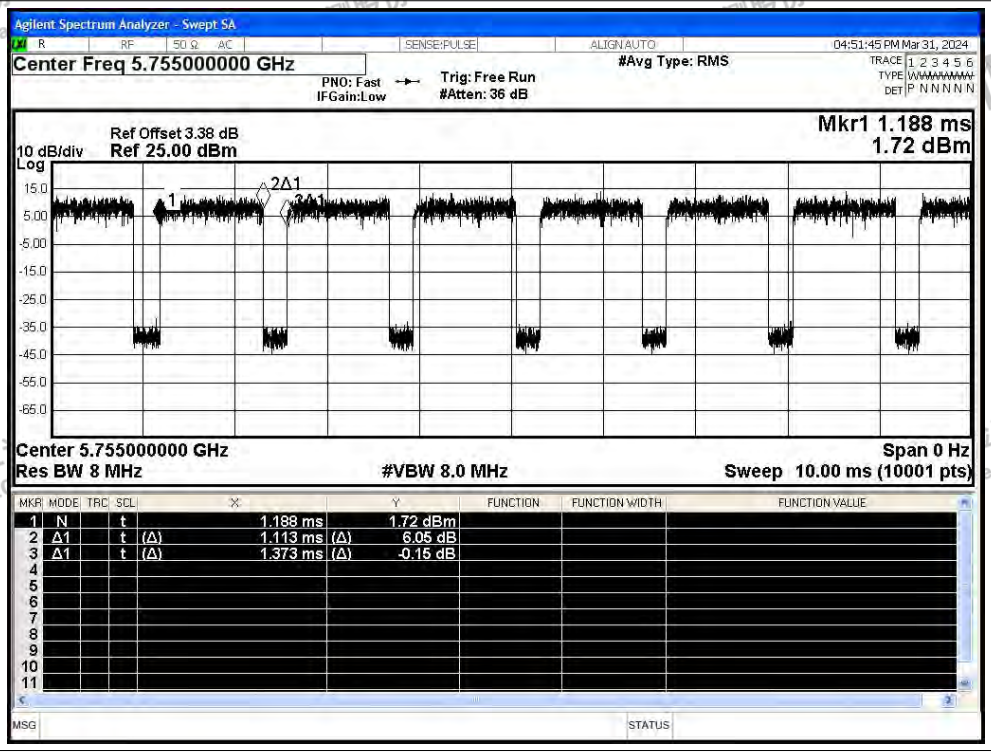
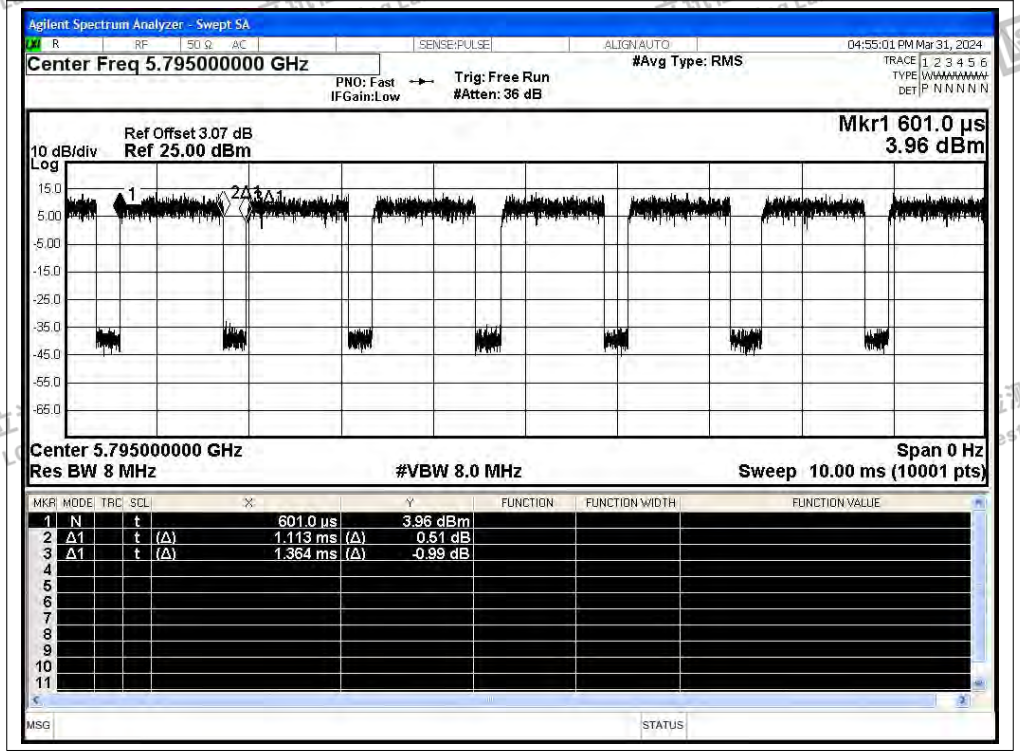
Duty Cycle NVNT ac40 5795MHz Ant1